

# APPLICATION FOR CONSENT TO RELEASE A GMO – HIGHER PLANTS

## PART A1: INFORMATION REQUIRED UNDER SCHEDULE 1 OF THE GENETICALLY MODIFIED ORGANISMS (DELIBERATE RELEASE) REGULATIONS 2002

### PART 1

#### General information

1. The name and address of the applicant and the name, qualifications and experience of the scientist and of every other person who will be responsible for planning and carrying out the release of the organisms and for the supervision, monitoring and safety of the release.

**Applicant:**

Rothamsted Research,  
West Common, Harpenden  
Hertfordshire,  
AL5 2JQ  
UK

**2. The title of the project.**

Study of aphid, predator and parasitoid behaviour in wheat producing aphid alarm pheromone

### PART II

#### Information relating to the parental or recipient plant

**3. The full name of the plant -**

- (a) family name, Poaceae
- (b) genus, *Triticum*
- (c) species, *aestivum*
- (d) subspecies, N/A
- (e) cultivar/breeding line, *Cadenza*
- (f) common name. Common wheat/ bread wheat

#### **4. Information concerning -**

##### **(a) the reproduction of the plant:**

- (i) the mode or modes of reproduction,**
- (ii) any specific factors affecting reproduction,**
- (iii) generation time; and**

##### **(b) the sexual compatibility of the plant with other cultivated or wild plant species, including the distribution in Europe of the compatible species.**

ai) Reproduction is sexual leading to formation of seeds. Wheat is approximately 99% autogamous under natural field conditions; with self-fertilization normally occurring before flowers open. Wheat pollen grains are relatively heavy and any that are released from the flower remain viable for between a few minutes and a few hours. Warm, dry, windy conditions may increase cross-pollination rates on a variety to variety basis (see also 6 below).

a ii) Pollination, seed set and grain filling are dependent on temperature, weather conditions, agronomic practice and pressure applied by pests and disease.

a iii) The generation time is 20-25 weeks. For Cadenza sown as a spring-wheat type, one season is normally from March/April to August /September. For Cadenza sown as a winter wheat, one season is normally Aug/Oct to August/September

b) Wheat is naturally self-pollinating but under experimental conditions wheat can be crossed with various wild grasses. Of these, only the genera *Elymus* and *Elytrigia* (formerly *Agropyron*) are present in the UK but there are no reports of wheat x *Agropyron* spontaneous hybrids. Wheat can also be forced using laboratory techniques to cross to rye, triticale and a limited number of other cereals.

#### **5. Information concerning the survivability of the plant:**

##### **(a) its ability to form structures for survival or dormancy,**

##### **(b) any specific factors affecting survivability.**

5 a) & b) Wheat is an annual species and survives from year to year only via seed production. In normal farming practice, mature seeds may fall from the plant prior to or at the time of harvest and not be collected. If not managed, these seeds may over-winter in the soil and germinate the following spring as 'volunteers'. Cadenza is a UK milling variety, which is photoperiod-sensitive (ppd-D1) but has a negligible vernalising requirement and relatively high levels of frost tolerance which means it can be sown either as a spring or winter type with good frost-tolerance under typical UK winter conditions (Whaley et al 2004).

#### **6. Information concerning the dissemination of the plant:**

##### **(a) the means and extent (such as an estimation of how viable pollen and/or seeds decline with distance where applicable) of dissemination; and**

##### **(b) any specific factors affecting dissemination.**

Pollen can be disseminated by the wind. Such dissemination is limited by the relatively large size and weight of wheat pollen. The risk of cross-pollination is also reduced by its short period of viability. Reports quantifying the rate of cross pollination state that out-crossing rates are usually less than 1% (eg. Hucl 1996). Under certain growing conditions individual genotypes may have out-crossing rates of up to 4-5% (Griffin 1987; Martin 1990). Seed is usually retained by the plant until harvest but a small proportion can be spilt to the ground at that time. Dispersal of seed prior to harvest by wind is unlikely, but possible by wildlife.

## **7. The geographical distribution of the plant.**

Wheat is grown in temperate zones worldwide, mainly in Europe, North America and Asia.

## **8. Where the application relates to a plant species which is not normally grown in the United Kingdom, a description of the natural habitat of the plant, including information on natural predators, parasites, competitors and symbionts.**

N/A

## **9. Any other potential interactions, relevant to the genetically modified organism, of the plant with organisms in the ecosystem where it is usually grown, or elsewhere, including information on toxic effects on humans, animals and other organisms.**

Wheat plants have a range of pests and fungal pathogens. The main insect pests in the UK are three aphid (Homoptera: Aphididae) species, the bird cherry-oat aphid, *Rhopalosiphum padi*, the grain aphid, *Sitobion avenae*, and the rose grain aphid, *Metopolophium dirhodum*, the orange wheat blossom midge, *Sitodiplosis mosellana* (Diptera: Cecidomyiidae) and wheat bulb fly *Delia coarctata* (Diptera: Anthomyiidae). Wheat also interacts with beneficial insects for example *Aphidius rhopalosiphi* (Hymenoptera: Aphidiinae) which attack aphid pests.

Wheat is not toxic and a major world bulk commodity food but may cause gastro-intestinal intolerance or 'bakers' asthma' in susceptible individuals.

Plants and seeds arising from this trial will not enter the food and feed chains.

## **PART III**

### **Information relating to the genetic modification**

## **10. A description of the methods used for the genetic modification.**

Transgenic wheat plants were produced using standard protocols by microprojectile bombardment Sparks & Jones (2009).

The gene(s) of interest were maintained on separate plasmid vectors each containing a bar gene selectable marker cassette and bombarded on gold particles into scutella of immature zygotic embryos. Whole plants were regenerated and selected from somatic embryos induced in tissue culture.

## 11. The nature and source of the vector used.

The genes of interest were carried on a binary vector pBract309 (www.bract.org). This was prepared in *E. coli* Invitrogen DH5 $\alpha$  sub-cloning-efficiency competent cells (Genotype F- $\phi$ 80lacZ $\Delta$ M15  $\Delta$ (lacZYA-argF)U169 recA1 endA1 hsdR17(rk-, mk+) phoAsupE44 thi-1 gyrA96 relA1  $\lambda$ -)

Plasmids were purified using a Qiagen plasmid purification Midi kit resulting in the following concentrations: pBract309EBFS+T (clone 6) 1.5mg/ml and pBract309FPPS+T (clone 1) 0.7mg/ml.

## 12. The size, intended function and name of the donor organism or organisms of each constituent fragment of the region intended for insertion.

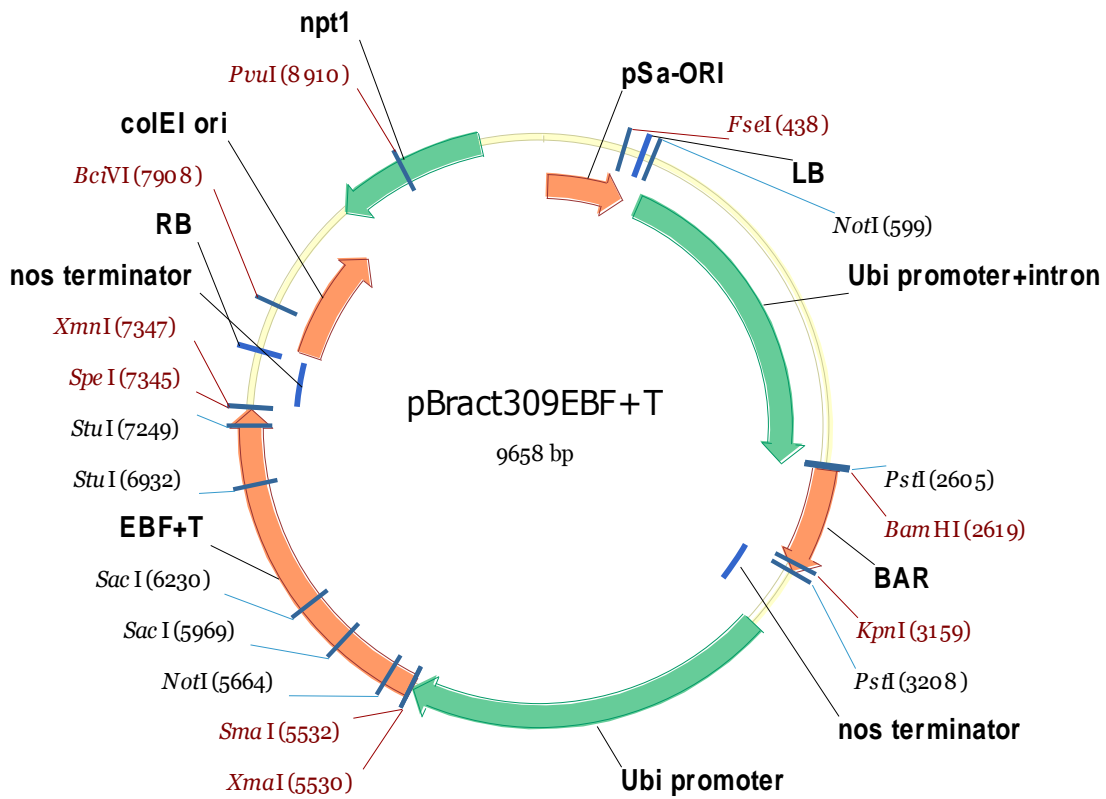
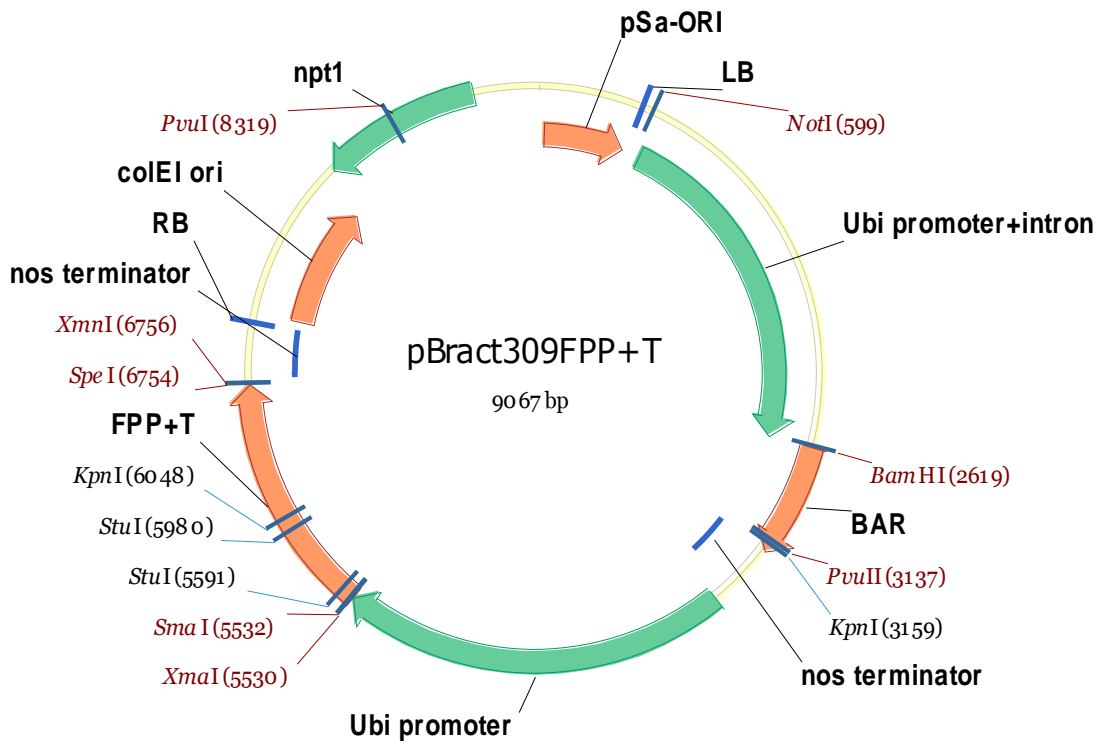
Chemically synthesised gene sequences that had been codon-optimised for wheat encoding plastid-targeted enzymes (*E*)- $\beta$ -farnesene synthase and farnesyl diphosphate synthase were assembled by GenScript Inc. NJ, USA and introduced into plant cells on complete binary plasmids by biolistic transformation (see Tables and note below). Genes encoding (*E*)- $\beta$ -farnesene synthase and farnesyl diphosphate synthase both possessed a wheat chloroplast transit sequence from the small subunit of RubisCo, previously validated to correctly target the proteins to wheat plastids (Primavesi *et al* 2008). The nucleotide sequences of these genes are synthetic and chimaeric and not found naturally. However, the enzyme encoded by the EBFS cassette is similar to that found in peppermint (*Mentha x piperita*) and the enzyme encoded by the FPPS cassette has most similarity to that from cow (*Bos taurus*) but is generally ubiquitous and occurs in most organisms. Both plasmids carry right and left T-DNA border sequences, origins of replication and bacterial selectable marker genes necessary for maintenance in *E.coli* and *Agrobacterium*.

pBract309EBFS+T

Element	Size	Donor Organism	Description and Intended Function
<i>ColE1</i>	723bp	<i>E.coli</i>	Origin of replication for plasmid replication in <i>E. coli</i>
<i>pSa-Ori</i>	483bp	<i>Agrobacterium tumefaciens</i>	Origin of replication for plasmid replication in <i>Agrobacterium</i>
<i>nptI</i> ( <i>aph(3')</i> - <i>Ia</i> )	800bp	<i>E.coli</i>	Bacterial selection gene conferring resistance to Kanamycin and other antibiotics
RB	24bp	<i>Agrobacterium tumefaciens</i>	T-DNA Right border
LB	23bp	<i>Agrobacterium tumefaciens</i>	T-DNA Left border
<i>Ubi</i> +intron	2kb	<i>Zea mays</i>	Maize ubiquitin 1 promoter + first intron driving constitutive expression in wheat
EBFS	1.665kb	Synthetic	A synthetic gene encoding E- $\beta$ farnesene synthase, codon optimised for wheat
Chloroplast targeting sequence	147bp	Wheat ( <i>Triticum aestivum</i> )	Pre-sequence from the small subunit of RubisCo to provide protein targeting to plastids (inc chloroplasts)
<i>nos T</i>	300bp	<i>Agrobacterium tumefaciens</i>	Nopaline synthase terminator for gene of interest
<i>Bar</i> coding sequence	480bp	<i>Streptomyces hygroscopicus</i>	Plant selectable marker gene encoding phosphinothricin acetyltransferase conferring resistance to herbicides with active ingredient glufosinate ammonium. (N.B. <i>Bar</i> gene inefficient/inoperative in this plasmid)

pBract309FPPS+T

Element	Size	Donor Organism	Description and Intended Function
<i>ColE1</i>	723bp	<i>E.coli</i>	Origin of replication for plasmid replication in <i>E. coli</i>
<i>pSa-Ori</i>	483bp	<i>Agrobacterium tumefaciens</i>	Origin of replication for plasmid replication in <i>Agrobacterium</i>
<i>nptI (aph(3')-Ia)</i>	800bp	<i>E.coli</i>	Bacterial selection gene conferring resistance to kanamycin and other antibiotics
RB	24bp	<i>Agrobacterium tumefaciens</i>	T-DNA Right border
LB	23bp	<i>Agrobacterium tumefaciens</i>	T-DNA Left border
<i>Ubi+intron</i>	2kb	<i>Zea mays</i>	Maize ubiquitin 1 promoter + first intron driving constitutive expression in wheat
FPPS	1.074kb	Synthetic	A synthetic gene encoding farnesyl pyrophosphate synthase, codon optimised for wheat
Chloroplast targeting sequence	147bp	Wheat ( <i>Triticum aestivum</i> )	Pre-sequence from the small subunit of RubisCo to provide protein targeting to plastids inc chloroplasts
<i>nos T</i>	300bp	<i>Agrobacterium tumefaciens</i>	Nopaline synthase terminator for gene of interest
<i>Bar</i> coding sequence	480bp	<i>Streptomyces hygroscopicus</i>	Plant selectable marker gene encoding phosphinothricin acetyltransferase conferring resistance to herbicides with active ingredient glufosinate ammonium. (N.B. <i>Bar</i> gene inefficient/inoperative in this plasmid)



## PART IV

### Information relating to the genetically modified plant

#### **13. A description of the trait or traits and characteristics of the genetically modified plant which have been introduced or modified.**

The volatile sesquiterpene (*E*)- $\beta$ -farnesene (EBF) is used by aphids under attack as an alarm pheromone or signal and causes other aphids to stop feeding and move away from the source. It also acts as a repellent to colonising aphid morphs. In addition, emission of EBF would be expected to cause increased foraging by predators and aphid parasitoids (Beale *et al.* 2006).

EBF synthase converts substrates including farnesyl diphosphate (FPP) into EBF. We expressed EBF synthase in transgenic wheat plants and, to increase the substrate pool available, we generated additional lines that also expressed FPP synthase. Both the EBF synthase and the FPP synthase were driven by a constitutive promoter and targeted to the chloroplast.

The plasmids used also contain the Ubi1::bar::nos cassette which confers resistance to herbicides with active ingredient glufosinate ammonium but this was used only to select transgenic plants and this trait will not be utilised in proposed field trials.

#### **14. The following information on the sequences actually inserted or deleted:**

- (a) the size and structure of the insert and methods used for its characterisation, including information on any parts of the vector introduced into the genetically modified plant or any carrier or foreign DNA remaining in the genetically modified plant,**
- (b) the size and function of the deleted region or regions,**
- (c) the copy number of the insert, and**
- (d) the location or locations of the insert or inserts in the plant cells (whether it is integrated in the chromosome, chloroplasts, mitochondria, or maintained in a non-integrated form) and the methods for its determination.**

We propose to include two GM events in the field trial. Event 2803R6P1 contains one copy of the pBract309EBFS+T plasmid and one copy the pBract309FPPS+T plasmid per haploid genome, as determined by quantitative (Taqman) PCR performed on genomic DNA by iDNA Genetics (Norwich, UK) using regions of the coding sequence as primers/probe. Event 2812R9P1 contains 4 copies per haploid genome of plasmid pBract309EBFS+T only. Segregation analysis using PCR to genomic DNA indicates that in both lines, the insertions are stably inherited in the chromosomal DNA and that the lines selected for field trial are homozygous.

We have not analysed the position or the structure of the insertion nor sequenced the flanking genomic DNA. Apart from the expected phenotype of EBF emission, these plants are indistinguishable from untransformed controls. No other changes to the plant morphology or development are apparent.

#### **15. The following information on the expression of the insert -**

- (a) information on the developmental expression of the insert during the lifecycle of the plant and methods used for its characterisation,**
- (b) the parts of the plant where the insert is expressed, such as roots, stem or pollen.**

The EBF synthase (EBFS), FPP synthase (FPPS) and bar genes are under the transcriptional control of the maize Ubi1 promoter which is known to give constitutive expression in wheat. We have not measured the levels or activity of the newly expressed enzymes but we know that these plants emit EBF at levels of between 30ng/plant/h and 1833ng/plant/h.

**16. Information on how the genetically modified plant differs from the parental or recipient plant in the following respects -**

- (a) mode or modes and/or the rate of reproduction,**
- (b) dissemination,**
- (c) survivability.**

Except for the emission of EBF, all aspects of the phenotype of events 2803R6P1 and 2812R9P1 including morphology, pollination and seed-set appear to be identical to non-transgenic control wheat plants. We would expect dissemination of pollen and seeds to be the same as for non-transgenic wheat plants. The survivability of these plants in unmanaged systems may be affected by their ability to modify the behaviour of aphids and their parasitoids or predators. In addition, these plants possess the ability to tolerate glufosinate-based herbicides which would increase their survivability in environments where these herbicides were the only ones used.

**17. The genetic stability of the insert and phenotypic stability of the genetically modified plant.**

We have not specifically investigated genetic or phenotypic stability of these lines but all plants expressing the transgene are morphologically indistinguishable from untransformed controls. The inheritance of the transgene over three generations follows normal rules of Mendelian genetics.

**18. Any change to the ability of the genetically modified plant to transfer genetic material to other organisms.**

It is expected that the events 2803R6P1 and 2812R9P1 would not differ from conventional wheat in their capacity to self or cross pollinate via sexual reproduction (see parts 4 and 6). A low rate (approximately 1%) of cross pollination with closely adjacent wheat plants within the trial is anticipated. The individual plots are separated from each other by 10 m (0.5m space, 9m barley, 0.5m space) and from the edge of the trial by 10 meters of barley (or space) plus a 3m pollen barrier of wheat.

Event 2803R6P1 contains DNA from the plasmids pBract309EBFS+T and pBract309FPPS+T, and event 2812R9P1 has integrated DNA from the plasmid pBract309EBFS+T only. Both these plasmids possess a bacterial origin of replication and antibiotic resistance and we have assumed that these are present in the plant genomic DNA. These elements may increase the rates of horizontal gene transfer and establishment in soil bacteria because they provide a theoretical mechanism for homologous recombination and selection (if aminoglycoside antibiotics are present). However, we estimate the rate of horizontal gene transfer is low and, if it were to occur, these genetic elements are already present in bacteria and in soil microbes in particular.

**19. Information on any toxic, allergenic or other harmful effects on human health arising from the genetic modification.**



EBF occurs naturally in plants as well as being produced by aphids as a warning signal: trace amounts are even produced by wild type wheat (Buttery et al, 1985). We have extensively used this compound in semiochemical field trials albeit from artificial dispensers and not by biosynthetic production by the crop itself. EBF is highly volatile and unstable compound and therefore would not accumulate in the environment. The transgenic wheat lines we developed emit EBF in gas phase at rates of approximately 1833 ng/plant/h for event 2803R6P1 and 30 ng/plant/h for event 2812R9P1. There appears to be no published toxicity or allergenicity data for EBF but at the levels expected to be generated by these plants and because they will not enter the food or feed chains, we consider the potential toxic or harmful effects to be negligible. EBF occurs in many food and fragrances. For example, it is a component of beers as a consequence of its occurrence in the essential oil of hops. In total, over 400 plant species, including edible examples (potato, grapevine), are known to produce EBF (see appendix I and <http://www.pherobase.net/database/floral-compounds/floral-taxa-compounds-detail-E-beta-farnesene.php>).

Furthermore, EBF breaks down rapidly in air particularly with sunlight. It is decomposed to benign oxidation products. The first products of oxidative decomposition are EBF epoxides and diols. The next layer of decomposition, mostly oxidative again, gives acetone, at very low levels, and benign low molecular weight organic mono- and di- carboxylic acids. Then further decomposition takes place to a number of even more ubiquitous even lower molecular weight compounds.

In plants, FPP is part of the terpenoid biosynthetic pathway and is one of the substrates for the synthesis of sesquiterpenes including (E)- $\beta$ -farnesene. It is a widely occurring plant and animal metabolite. Indeed, FPP plays a role in human metabolism (Wilkin *et al* 1990). It is an intermediate in the pathway for cholesterol synthesis, serves also as precursor for synthesis of various non-steroidal isoprenoids. There appears to be no published toxicity or allergenicity data for FPP but because this compound is ubiquitous in many organisms and the plants will not enter the food or feed chains, we consider the potential toxic or harmful effects to be negligible at the levels expected to be found in this trial.

**20. Information on the safety of the genetically modified plant to animal health, particularly regarding any toxic, allergenic or other harmful effects arising from the genetic modification, where the genetically modified plant is intended to be used in animal feeding stuffs.**

None of the plant material from the field trial will enter the human food- or animal feed-chain.

**21. The mechanism of interaction between the genetically modified plant and target organisms, if applicable.**

The target organisms in this case are both aphid pests of wheat which we predict will be repelled by the odours of the transformed plants and the predators and parasitoids of aphids which we predict will be attracted to the EBF plots. The alarm pheromone is a warning signal that aphids release when attacked by predators to alert other neighbouring aphids. Aphids rapidly move away when they detect EBF. In addition, emission of EBF would be expected to increase the foraging behaviour of predators and aphid parasitoids. We will produce EBF in the trial crop which we anticipate will repel aphids and make them more vulnerable to predation. EBF has a non-toxic mode of action and has very specific effects on aphid behaviour. Furthermore, EBF serves as an attractant for beneficial insects which attack aphids which further enhances the crop protection effect.

**22. The potential changes in the interactions of the genetically modified plant with non-target organisms resulting from the genetic modification.**

We are not aware of any non-target effects. EBF is an alarm pheromone which is specific to aphids and acts as a kairomone for aphid parasitoids and predators.

**23. The potential interactions with the abiotic environment.**

None.

**24. A description of detection and identification techniques for the genetically modified plant.**

PCR using primers specific for EBFS and/or FPPS genes.

**25. Information about previous releases of the genetically modified plant, if applicable.**

None.

**PART V**

**Information relating to the site of release**

(Applications for consent to release only)

**26. The location and size of the release site or sites.**

The area for each proposed field trial, including controls and spacing between GM plots will cover 80x80m. We propose to carry out two spring-sown trials and one autumn-sown trial over a two year period on two adjacent sites within a fenced area covering approximately 3 ha. It will be sited in the farm at Rothamsted Research, Harpenden, UK and at grid reference TL 120130. Each trial sowing will include 8 6x6m plots (288 m<sup>2</sup>) planted with events 2803R6P1 or 2812R9P1 plus 8 6x6m plots of non-transgenic controls. Each plot will be separated from each other by 10m (0.5m space, 9m barley, 0.5m space) and from the edge of the trial by 13m separator strip cultivated with barley plus walkways or wheat to include a 3m wheat pollen barrier which will completely surround the trial (see Figure in Section 34). Enclosing the whole site will be a 2.4m high chain-link fence (with lockable double gates) and within that a second fence also with lockable gates to prevent the entry of rabbits and other large mammals including unauthorised humans.

**27. A description of the release site ecosystem, including climate, flora and fauna.**

The release site is an agricultural area forming part of an experimental farm. The flora and fauna are typical of agricultural land in the South East.

**28. Details of any sexually compatible wild relatives or cultivated plant species present at the release sites.**

Wheat is a self-pollinating crop with very low rates of cross-pollination with other wheat plants. The only wild relatives of wheat commonly found in the UK are in the genera *Elymus* and *Elytrigia* (formerly *Agropyron*) although there are no reports of cross-hybridisation between wheat and these genera. The two most common inland species are *Elytrigia repens* (common couch = *Agropyron repens*) and *Elymus caninus* (bearded couch = *Agropyron caninum*). Other related species, such as *Elytrigia juncea* (Sand couch = *Agropyron junceum*), *Elytrigia atherica* (Sea couch = *Agropyron pycnanthum*) and hybrids are largely confined to coastal habitats.

*E. repens* is common on the Rothamsted estate whereas *E. caninus* is less common and is confined to woods and hedgerows. *E. repens* propagates primarily by vegetative reproduction (rhizomes), rather than by sexual reproduction, and in any case, no reports of wheat x *Elytrigia* or *Elymus* spontaneous hybrids have been reported. *E. repens* will be controlled along with other

weeds in and around the trial site using standard farm practices. No wheat or other cereals will be grown within 80m from the trial.

**29. The proximity of the release sites to officially recognised biotopes or protected areas which may be affected.**

There are no protected areas near the trial site.

**PART VI**

**Information relating to the release**

**30. The purpose of the release of the genetically modified plant, including its initial use and any intention to use it as or in a product in the future.**

This is a research trial to assess any change in behaviour of aphids, their parasitoids or predators that result from the modified volatiles given off by these GM plants.

**31. The foreseen date or dates and duration of the release.**

In 2012 the plants will be sown in March/April and harvested in July/Aug/Sept.

In 2013 the plants will be sown in March/April and harvested in July/Aug/Sept. Plants will also be sown in Sept/Oct 2013 and terminated in Nov 2013 / Early 2014

**32. The method by which the genetically modified plants will be released.**

Seeds will be drilled using conventional plot-scale farm equipment.

**33. The method for preparing and managing the release site, prior to, during and after the release, including cultivation practices and harvesting methods.**

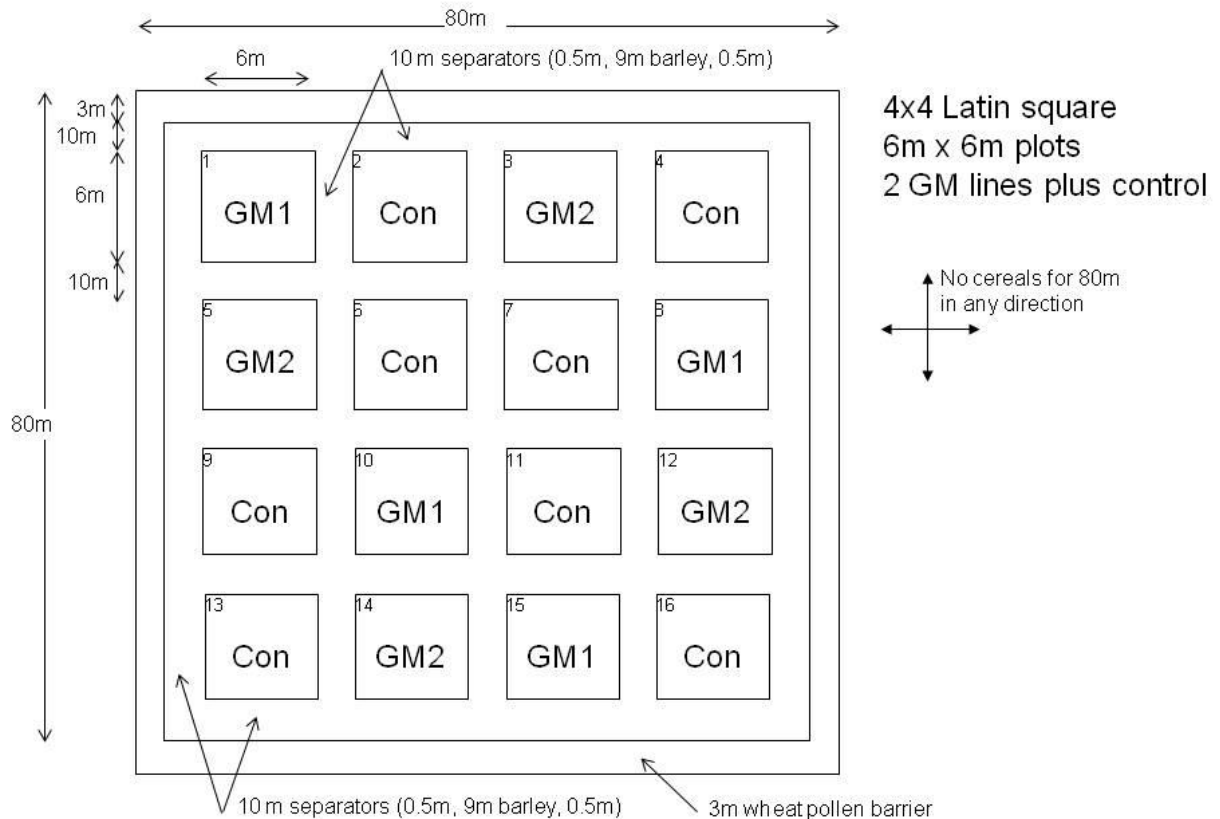
The site will be prepared according to standard agronomic practices for spring or winter wheat cultivation as appropriate. For the two spring-grown trials, the release will be monitored regularly during all stages of development and will be harvested just prior to full maturity (target growth stage of cereal decimal code 87). The 2013 winter-sown trial will also be monitored regularly and the immature plants will be killed by spraying with a broad-spectrum herbicide. Some seeds from the spring-grown GM and control plots will be conditioned, threshed and stored in appropriate GM seed stores. All other seeds from the spring-sown trials, including that from the pollen barrier rows and barley will be disposed of to deep landfill using an approved contractor. All straw will be chopped and left on site.

**34. The approximate number of genetically modified plants (or plants per square metre) to be released.**

See trial design. GM plants will be sown in eight plots of 6X6m. the other plots and guard rows will be sown with non-GM wheat of the same variety as the GM plots. The separators will be non-GM wheat or barley. Planting density will be appropriate to achieve approximately 300 plants per m<sup>2</sup>

## Proposed GM wheat field trial design

(not draw to scale)



## PART VII

### Information on control, monitoring, post-release and waste treatment plans

#### 35. A description of any precautions to

**(a) maintain the genetically modified plant at a distance from sexually compatible plant species, both wild relatives and crops.**

Wheat is a self-pollinating crop with very low rates of cross-pollination with other wheat plants. The only wild relatives of wheat commonly found in the UK are in the genera *Elymus* and *Elytrigia* (formerly *Agropyron*). The two most common inland species are *Elytrigia repens* (common couch = *Agropyron repens*) and *Elymus caninus* (bearded couch = *Agropyron caninum*). Other related species, such as *Elytrigia juncea* (Sand couch = *Agropyron junceum*), *Elytrigia atherica* (Sea couch = *Agropyron pycnanthum*) and hybrids are largely confined to coastal habitats.

*E. repens* is common on the Rothamsted estate whereas *E. caninus* is less common and is confined to woods and hedgerows. *E. repens* propagates primarily by vegetative reproduction (rhizomes), rather than by sexual reproduction, and in any case, no reports of wheat x *Elytrigia* or *Elymus* spontaneous hybrids have been reported. *E. repens* will be controlled along with other weeds in and around the trial site using standard farm practices. The outer edge of the trial has a 13m barrier of non-GM wheat and barley which will minimise pollen spread pollen from the GM plots. No wheat or other cereals will be grown within 80m from the trial.

**(b) any measures to minimise or prevent dispersal of any reproductive organ of the genetically modified plant (such as pollen, seeds, tuber).**

The outer edge of the trial has a 13m barrier of non-GM wheat and barley which will minimise pollen spread from the GM plots. The drills will be filled on the trial area and will be thoroughly cleaned before leaving the trial area. Glufosinate-based herbicide will not be used in the trial. To minimise the possibility of seed loss, the spring-grown plants will be harvested just prior to full maturity (with a target growth stage of decimal code 87). A sample of plants will be hand-harvested, conditioned and threshed to supply seeds for the following year's trial or research purposes. The remaining grain obtained will be disposed of to deep landfill using an approved contractor. All straw will be chopped and left on site.

**36. A description of the methods for post-release treatment of the site or sites.**

The trial will receive standard farm practise as regard to herbicide, fungicides and nitrogen in conjunction with the scientific co-ordinator. The site will be regularly monitored from sowing to harvest and during the following cropping year.

**37. A description of the post-release treatment methods for the genetically modified plant material including wastes.**

For harvesting the spring-sown trials, a sample of the plots will be collected with a plot combine to obtain yield measurements. The grain sampled will be analysed on site at Rothamsted Research, all samples taken from the field will be closely monitored and records kept of weights and movements of grain and straw. All small samples removed from the trial site will eventually be destroyed by an approved technique. The remainder of the site will be harvested by either a commercial combine or the plot combine. The grain obtained will be disposed of to deep landfill using an approved contractor. All straw will be chopped and left on site. The combine will be cleaned in the empty half of the fenced area prior to leaving the site so that all traces of gm plant material will remain in the trial area. The trial area will remain in stubble for the following year to enable monitoring of volunteers and a broad spectrum herbicide such as glyphosate will be applied as required. The autumn-sown trial will not be harvested but terminated by spraying with herbicide.

**38. A description of monitoring plans and techniques.**

The three trials will be monitored regularly (at least weekly) during the respective growing periods and after the termination of the trials during the following year. Records will be kept of each visit.

**39. A description of any emergency plans.**

In the unlikely event that the integrity of the site is seriously compromised, the trial will be terminated and all plants destroyed using a suitable herbicide or burning on site as deemed appropriate. The phone numbers of all key staff will be available to site security and farm.

**40. Methods and procedures to protect the site.**

A Hertfordshire Constabulary have been notified that we intend to carry out GM field trials at Rothamsted Research in the near future and we have started discussions with them as regard to site security. We propose to fence a total area of approximately 160m x 80m with a 2.4m high chain-link fence (with lockable double gates) and to have movement-activated cameras and a manned security presence.

## PART VIII

### Information on methodology

**41. A description of the methods used or a reference to standardised or internationally recognised methods used to compile the information required by this Schedule, and the name of the body or bodies responsible for carrying out the studies.**

1. DNA synthesis was provided by GenScript Inc. USA <http://www.genscript.com/index.html>
2. Standard molecular biology reagents and methods were used following Sambrook et al., (1989).
3. Wheat transformation was performed using biolistics as described in Sparks and Jones, (2009)
4. Transgene copy number and zygosity testing was provided via Taqman PCR by iDNA Genetics Norwich UK. <http://www.idnagenetics.com/>
5. Volatile production by transformed plants was determined using air entrainment (sampling of the headspace around the plant) and Gas Chromatography techniques as described in Beale et al., (2006)
6. Behavioural responses of target aphid species to volatiles from transformed plants were determined using bioassay techniques described in Beale et al., (2006)

### References

- Beale MH, Birkett MA, Bruce TJA, Chamberlain K, Field LM, Huttly AK, Martin JL, Parker R, Phillips AL, Pickett JA, Prosser IM, Shewry PR, Smart LE, Wadhams LJ, Woodcock CM and Zhang YH (2006) Aphid alarm pheromone produced by transgenic plants affects aphid and parasitoid behavior. *Proc Natl Acad Sci U S A* 103:10509-10513.
- Bruce TJA, Birkett MA, Blande J, Hooper AM, Martin JL, Khambay B, Prosser I, Smart LE & Wadhams LJ (2005) Response of economically important aphids to components of *Hemizygia petiolata* essential oil. *Pest Management Science* 61: 1115-1121.
- Buttery RG, Xu CJ, Ling LC. 1985. Volatile Components of Wheat Leaves (and Stems) - Possible Insect Attractants. *Journal of Agricultural and Food Chemistry* 33(1):115-117.
- Griffin WB, 1987. Out crossing in New Zealand wheats measured by occurrence of purple grain. *N.Z Journal of Agricultural Research* 30:287-290.
- Hucl, P. 1996. Out-crossing rates for 10 Canadian spring wheat cultivars. *Can. J. Plant Sci.* 76: 423–427.
- Martin TJ. 1990. Out crossing in twelve hard red winter wheat cultivars. *Crop Science* 30:59-62.
- Primavesi LF, H Wu, EA Mudd, A Day and HD Jones (2008) Visualisation of plastids in endosperm, pollen and roots of transgenic wheat expressing modified GFP fused to transit peptides from wheat SSU RubisCO, rice FtsZ and maize ferredoxin III proteins. *Transgenic Research* 17(4): 529-543.
- Sambrook J, Fritsch EF and Maniatis T (1989) *Molecular Cloning: A laboratory manual*: Cold Spring Harbor Laboratory Press.
- Sparks CA and Jones HD (2009) Biolistics Transformation of Wheat, in *Transgenic Wheat, Barley and Oats: Production and Characterisation* (Jones HD and Shewry PR eds) pp 71-93, Totowa, NJ: Humana Press,

Wilkin D J, Kutsunai S Y, and Edwards P A (1990) Isolation and sequence of the human farnesyl pyrophosphate synthetase cDNA. Coordinate regulation of the mRNAs for farnesyl pyrophosphate synthetase, 3-hydroxy-3-methylglutaryl coenzyme A reductase, and 3-hydroxy-3-methylglutaryl coenzyme A synthase by phorbol ester. J. Biol. Chem. 265: 4607-4614.

Whaley J.M., Kirby E.J.M., Spink J.H., Foulkes M.J., Sparkes D.L. (2004). Frost damage to winter wheat in the UK: the effect of plant population density. Europ. J. Agronomy 21 (2004) 105–115.

## **PART A2: DATA OR RESULTS FROM ANY PREVIOUS RELEASES OF THE GMO**

Events containing these genes have not previously been released.

## **PART A3: DETAILS OF PREVIOUS APPLICATIONS FOR RELEASE**

Rothamsted Research has received two previous consents to release GM wheat:

97/R8/3 and 01/R8/4

## **PART A4: RISK ASSESSMENT AND A STATEMENT ON RISK EVALUATION**

### **Summary**

Observations on the general plant morphology of glasshouse-grown plants, timing of flowering, fertility, seed shape and germination show that the two GM wheat events 2803R6P1 and 2812R9P1 are indistinguishable from their non-GM equivalents except for the volatile emission of (*E*)- $\beta$ -farnesene. Where applicable, the gene donor organisms are not known to be pathogenic or allergenic and neither the genes under investigation, nor the selectable marker genes are expected to result in the synthesis of products that are harmful to humans, other organisms or the environment. Any unknown hazards arising from the expression and ingestion of foreign proteins will not be realised because the wheat plants will not be consumed by humans.

The probability of seeds escaping from the trial site or the transfer of inserted characteristics to sexually-compatible species outside the trial area is estimated as very low. Commercial wheat varieties do not establish easily or thrive in uncultivated environments and are naturally self-pollinating with out-crossing being a rare event. Wheat seeds are relatively large and not normally dispersed by wind. Management procedures to minimise the spread of seeds or pollen will further reduce the probability of these events occurring. There will be no cereals grown for 80 meters from the boundary of the site and no sexually-compatible wild relatives of wheat exist in the vicinity. If out-crossing to plants outside the trial area were to somehow occur, selection pressure to maintain the genes in the environment would exist only where glufosinate-based herbicides were applied. Even if the emission of (*E*)- $\beta$ -farnesene provides excellent protection from aphids at the field level (the trait under evaluation in these trials), the chances of successful establishment of these wheat plants in unmanaged ecosystems is extremely low and this would still be the case under severe infestations of aphids.

The risk of non-sexual, horizontal gene transfer to other species is extremely low. In the event of horizontal gene transfer to bacteria, neither the trait genes nor the selectable marker genes would be expected to confer a selective advantage in the field environment under consideration. The plasmid backbone sequences, *nptI* gene, origins of replication, border sequences etc. come originally from *E coli* and *Agrobacterium tumefaciens*, two common gut and soil bacteria respectively and these sequences are already widespread in the soil metagenome. Although this makes potential homologous recombination events more likely, we estimate the likelihood of horizontal gene transfer as low and the consequences, were it to occur, as negligible. The area proposed to be planted with GMOs is small; eight 6x6m plots and temporary (lasting between 5 and 6 months).

The overall risk of harm to human health or the environment arising from this trial is assessed as *very low*.

**Detailed evaluation of hazards, magnitude of exposure and management strategies to minimise risk.**

We adopted a classic six-step process of risk assessment. Systematic identification of all potential hazards arising from this field trial; evaluation of hazard-realisation in the specific field-trial environment; potential for harm; frequency of exposure; mitigation of risk by appropriate management and finally, an estimate of the overall risk.



Step1: <i>Potential hazards which may be caused by the characteristics of the novel plant</i>	Step 2: <i>Evaluation of how above hazards could be realised in the receiving environments</i>	Step 3: <i>Evaluation the magnitude of harm caused by each hazard if realised</i>	Step 4: <i>Estimation of how likely/often each hazard will be realised as harm</i>	Step 5: <i>Modification of management strategies to obtain lowest possible risks from the deliberate release</i>	Step 6: <i>Overall estimate of risk caused by the release</i>
<b>Increased invasiveness in natural habitats or persistence in agricultural habitats due to inserted trait.</b>	Increased invasiveness may arise from intended or unintended effects of the genetic modification that resulted in wheat plants with a more 'weedy' habit that are better able to establish and thrive in uncultivated environments or to persist in agricultural habitats.	Wheat is an annual species that requires active management to out-compete more weedy plants. Left unmanaged, wheat does not establish and survive in nature and thus has a low base line of invasiveness and persistence. Even if intended or unintended effects of the genetic modification resulted in major changes in invasiveness or persistence, it is considered that this would not result in significant environmental harm for agricultural or unmanaged ecosystems. Wheat is a benign plant that can be easily managed by cultivation or herbicides.  The magnitude of harm if the hazard was realised is considered to be very small.	It is highly unlikely that intended or unintended effects of the genetic modification will result in major changes in invasiveness or persistence. If it were to occur, this hazard would be realised only if seeds or pollen possessing genes encoding these traits were to spread from the trial site and successfully become established elsewhere. This is very unlikely as wheat pollen is relatively heavy so does not travel far, it has a short half-life and there are no sexually compatible species for out-crossing for at least 80m from the trial site. Seed removal from the site will be rigorously managed (see step 5). The chances of modified wheat plants establishing themselves outside the trial site are negligible.	Harvested seeds will be transported from the site in sealed containers. Machinery will be cleaned thoroughly prior to removal from the site. There is a large buffer zone to minimize the spread of pollen. Surrounding the trial site is an 80 metre area in which no cereals will be grown so it will be easy to see any cereal plants in the surrounding area. Appropriate physical barriers and/or deterrents will be employed to minimise access by large mammals and birds. Glufosinate herbicides will not be used on the trial site.	Overall risk is negligible.
<b>Selective advantage or disadvantage conferred to wheat or other sexually compatible plant species.</b>	Selective advantage or disadvantage may result from the intended traits (improved resistance to aphids and tolerance to	The basal ability for commercial cereal crop varieties to survive in uncultivated environments is very low. We anticipate that the conferred trait of improved resistance to aphids will provide only minor selective advantage compared to other factors determining a plants ability to survive in unmanaged ecosystems. The genetic modification resulting in increased	This hazard would be realised only if seeds or pollen possessing genes encoding these traits were to spread from the trial site and successfully become established in environments were the appropriate selection pressures were present. This is very unlikely as wheat pollen is	Harvested seeds will be transported from the site in sealed containers. Machinery will be cleaned thoroughly prior to removal from the site. There is a large buffer zone to minimize the spread of pollen. Surrounding the trial	Overall risk is very low.

	<p>glufosinate herbicides) or as a result of unintended effects of the genetic modification. These hazards could be realised in the receiving environment via dispersal of GM seeds from trial site to the surrounding environment or via out-crossing to sexually-compatible species outside trial site.</p>	<p>tolerance to glufosinate herbicides has the potential to confer a major selective advantage only where those herbicides are used routinely.</p>	<p>relatively heavy so does not travel long distances, it has a short half-life and there are no sexually compatible species for out-crossing for at least 80m from the trial site. Seed removal from the site will be rigorously managed. Heavy infestations of aphids that would provide a significant selective advantage are rare, however the use of glufosinate herbicides in the surrounding agricultural fields may be expected. Overall, the frequency of this hazard resulting in environmental harm is very low.</p>	<p>site is an 80 metre area in which no cereals will be grown so it will be easy to see any cereal plants in the surrounding area. Appropriate physical barriers and/or deterrents will be employed to minimise access by large mammals and birds. Glufosinate herbicides will not be used on the trial site.</p>	
<p><b>Potential environmental impact due to interactions between the novel plant and non-target organisms</b></p>	<p>EBF may illicit a change in behaviour of non-target organisms.</p>	<p>EBF is highly specific to aphids and their natural enemies so the magnitude of harm resulting from interactions between non-target organism and the modified plants is negligible.</p>	<p>The frequency of contact between non-target organisms and the modified plants or the EBF given off by them is expected to be high. However, as EBF is not likely to be in the repertoire of recognisable compounds of non-target organisms, contact is not expected to cause a change in behaviour.</p>	<p>In the very unlikely event of major disturbances of insect behaviour become apparent, the trial will be terminated.</p>	<p>Overall risk is very low.</p>
<p><b>Potential effect on human or animal health due to introduced E-beta-farnesene (EBF)</b></p>	<p>By contact or ingestion of GM plant material.</p>	<p>Although there are no robust toxicity data available for EBF, it is considered that the magnitude of harm caused by contact, inhalation or ingestion of these GM plants is extremely low. EBF occurs in many food and fragrances. For example, it is a component of beers as a consequence of its occurrence in the essential oil of hops. EBF is known to occur naturally in a range of plants as well as being produced by aphids as a warning signal: trace amounts are even produced by wild type wheat</p>	<p>Some contact between the GM plants and humans or animals is expected. People operating farm machinery and scientists working in the trial site will come into physical contact with the plants. Small mammals such as mice, invertebrates and birds may also come into contact and/or ingest plant material. However, the volatility of EBF means that it will not accumulate in the seeds or</p>	<p>No plant material from the trial will enter the food or animal feed chain.</p> <p>Appropriate physical barriers and/or deterrents will be employed to minimise access by large mammals and birds.</p> <p>Machinery will be cleaned before being removed from</p>	<p>Overall risk is very low.</p>

		<p>(Buttery et al, 1985). In total, over 400 plant species, including several edible types, are known to produce EBF (<a href="http://www.pherobase.net/database/floral-compounds/floral-taxa-compounds-detail-E-beta-farnesene.php">http://www.pherobase.net/database/floral-compounds/floral-taxa-compounds-detail-E-beta-farnesene.php</a>).</p> <p>In the quantities produced by the GM plants, EBF is not considered harmful. Furthermore, EBF breaks down rapidly in air particularly with sunlight. It is decomposed to benign oxidation products. The first products of oxidative decomposition are EBF epoxides and diols. The next layer of decomposition, mostly oxidative again, gives acetone, at very low levels, and benign low molecular weight organic mono- and di- carboxylic acids. Then further decomposition takes place to a number of even more ubiquitous even lower molecular weight compounds.</p>	other plant material.	the trial site	
<p><b>Potential effect on human or animal health due to introduced farnesyl diphosphate (FPP)</b></p>	<p>By contact or ingestion of GM plant material.</p>	<p>Although there are no robust toxicity data for FPP available, it is considered that the magnitude of harm caused by contact, inhalation or ingestion of these GM plants is extremely low. In plants, FPP is part of the terpenoid biosynthetic pathway and is one of the substrates for the synthesis of sesquiterpenes including (E)-<math>\beta</math>-farnesene. It is a widely occurring plant, animal and prokaryote metabolite. It occurs widely in nature. FPP plays a role in human metabolism (Wilkin et al (1990), where it is an intermediate in the pathway for cholesterol synthesis and serves as precursor for synthesis of various non-steroidal isoprenoids. It is not considered toxic or harmful at the levels found in these events.</p>	<p>Some contact between the GM plants and humans or animals is expected. People operating farm machinery and scientists working in the trial site will come into physical contact with the plants. Small mammals, invertebrates and birds may also come into contact and/or ingest plant material.</p>	<p>No plant material from the trial will enter the food or animal feed chain.</p> <p>Appropriate physical barriers and/or deterrents will be employed to minimise access by large mammals and birds.</p> <p>Machinery will be cleaned before being removed from the trial site</p>	<p>Overall risk is very low.</p>

<p><b>Potential effect on human or animal health due to introduced phosphinothricin acetyl transferase (PAT)</b></p>	<p>By contact or ingestion of GM plant material.</p>	<p>The magnitude of harm caused by contact, inhalation or ingestion PAT in these GM plants is extremely low. The source organism for this gene (<i>Streptomyces hygroscopicus</i>) is ubiquitous in the soil and there have been no reports of its adverse affects on humans, animals or plants. The product of the <i>bar</i> gene, phosphinothricin acetyl transferase (PAT) has been evaluated on numerous occasions by EFSA and found to raise no safety concerns. For example: “The enzyme phosphinothricin acetyl transferase (PAT) is not likely to present safety problems. Its enzymatic function is specific to a substrate which is not naturally present in humans, namely phosphinothricin, and furthermore, it is degraded and inactivated in simulated gastric fluid containing pepsin at pH 1-1.2. It is therefore unlikely to retain any enzymatic activity in vivo. Furthermore, no sequence homology between the PAT protein and known toxins has been found. The native PAT protein (51% purity) has been tested for acute toxicity in mice and no toxicity has been reported at a dose of 5 g per kg body weight.”</p>	<p>Some contact between the GM plants and humans or animals is expected. People operating farm machinery and scientists working in the trial site will come into physical contact with the plants. Small mammals, invertebrates and birds may also come into contact and/or ingest plant material.</p>	<p>No plant material from the trial will enter the food or animal feed chain.</p> <p>Appropriate physical barriers and/or deterrents will be employed to minimise access by large mammals and birds.</p> <p>Machinery will be cleaned before being removed from the trial site</p>	<p>Overall risk is very low.</p>
<p><b>Potential direct effect on human or animal health due to introduced neomycin phosphotransferase</b></p>	<p>By contact, inhalation or ingestion of GM plant material.</p>	<p>The magnitude of harm caused by contact, inhalation or ingestion of plant material containing NPTI is extremely low. The source organism for gene encoding this enzyme (<i>E. coli</i>) is present in the large intestine of healthy humans and any NPTI ingested is expected to be broken down by digestive enzymes in the stomach and small intestine. Although specific toxicity data on neomycin phosphotransferase I (also known as</p>	<p>The frequency of exposure is very low. The promoter driving expression of the <i>nptI</i> gene is prokaryote-specific so NPTI protein will not be present in the modified plants.</p>	<p>No plant material from the trial will enter the food or animal feed chain.</p>	<p>Overall risk is very low.</p>

		aminoglycoside 3'-phosphotransferase type 1) could not be found, there are several studies reported in scientific literature of the safety of a functionally related enzyme NPTII. For example, acute oral toxicity of NPTII was studied in mice that had received an oral dose of 100, 1000, or 5000 mg NPTII/kg bodyweight and subsequently monitored for adverse effects over the following seven days. The authors concluded that no treatment-related adverse health effects had occurred (Fuchs et al., 1993).			
<b>Potential effects on human or animal health due to horizontal gene transfer of recombinant DNA</b>	By contact, ingestion or infection with bacteria that had received recombinant DNA via horizontal gene transfer.	The magnitude of harm caused by contact, ingestion or infection with bacteria that had received the recombinant DNA via horizontal gene transfer is low. The EBF and FPP genes are not expected to be expressed in bacteria and would have no safety concern if they were. Horizontal gene transfer of a complete <i>nptI</i> fragment could confer functional antibiotic resistance to receiving bacteria. Some aminoglycoside antibiotics including kanamycin are important for clinical treatment, especially for second line treatment for multi-resistant tuberculosis (kanamycin) and in gut irrigation in, for example, encephalopathy (neomycin). However, this resistance is already widespread in the environment. The source of the <i>nptI</i> gene is the gut bacterium <i>E. coli</i> carrying a plasmid containing the transposable element (Tn 903). R plasmids possessing resistance to aminoglycoside antibiotics are already widespread in the soil.	The rate of horizontal gene transfer from genetically modified plants to other species is accepted to be extremely low (EFSA, 2009). However, the presence of plasmid backbone sequence and origins of replication which are derived from <i>E. coli</i> and <i>Agrobacterium tumefaciens</i> , increase the chances of homologous recombination between plant and microbial DNA in the soil. If recombinant DNA were to move by horizontal transfer to soil bacteria, it is unlikely to significantly increase the prevalence of resistance to aminoglycoside antibiotics in the environment. The area proposed to be planted with GMOs is small; a total eight 6x6m plots (288 m <sup>2</sup> ) and temporary (lasting between 5 and 6 months).	No plant material from the trial will enter the food or animal feed chain. No antibiotics will be applied to the soil to give selective advantage.	Overall risk is very low.
<b>Potential effects on</b>	Changes in biogeochemical	The magnitude of harm is estimated to be extremely low. Biogeochemical processes	The frequency of changes to biogeochemical processes is	None.	It is very unlikely that

<b>biogeochemical processes (changes in soil decomposition of organic material)</b>	processes may result from unintended changes in the modified plants or from unintended changes in soil microbes due to horizontal transfer of DNA.	are not expected to be affected by the cultivation of the genetically modified plants.	considered to be very low. The area proposed to be planted with GMOs is small eight 6x6m plots and temporary (lasting between 5 and 6 months).		changes in biogeochemical processes would occur.
<b>Possible environmental impact due to changes in cultivation practice</b>	This modification may result in the application of fewer insecticidal sprays.	The magnitude of any changes due to changes in cultivation practice will be negligible. A reduction in the spraying of insecticides to control aphids is likely to have a positive effect on beneficial insects.	The frequency that this hazard may be realised is low. The number of EBF-emitting plants is small (eight 6x6m plots) and will be sown for only one growing season (between 5 and 6 months).	None.	Overall risk negligible.

## References

Fuchs, R.L., Ream, J.E., Hammond, B.G., Naylor, M.W., Leimgruber, R.M. and Berberich, S.A., (1993). Safety assessment of the neomycin phosphotransferase-II (NPTII) protein. *Bio/Technology* 11, 1543-1547.

Wilkin DJ, Kutsunai SY, Edwards PA: Isolation and sequence of the human farnesyl pyrophosphate synthetase. cDNA. *J Biol Chem* 265:4607-4614 (1990).

Buttery, R. G., Xu, C.-J., and Ling, L. C. 1985. Volatile components of wheat leaves (and stems): Possible insect attractant. *J. Agric. Food Chem.* 33:115-117.

EFSA, 2009. Statement of EFSA on the consolidated presentation of the joint Scientific Opinion of the GMO and BIOHAZ Panels on the “Use of Antibiotic Resistance Genes as Marker Genes in Genetically Modified Plants” and the Scientific Opinion of the GMO Panel on “Consequences of the Opinion on the Use of Antibiotic Resistance Genes as Marker Genes in Genetically Modified Plants on Previous EFSA Assessments of Individual GM Plants”. *The EFSA Journal* 1108, 1-8.

Nielsen, K.M., Gebhard, F., Smalla, K., Bones, A.M. and Van Elsas, J.D. (1997) Evaluation of possible horizontal gene transfer from transgenic plants to the soil bacterium *Acinetobacter calcoaceticus* BD413. *Theor. Appl. Genet.* 95, 815-821.

Schluëter, K., Fuëtterer, J. and Potrykus, I. (1995) Horizontal gene transfer from a transgenic potato line to a bacterial pathogen (*Erwinia chrysanthemi*) occurs - if at all - at an extremely low frequency. *Biotechnology* 13, 94-98.

Demanèche S, Kay E, Gourbière F and Simonet P 2001 Natural transformation of *Pseudomonas fluorescens* and *Agrobacterium tumefaciens* in soil. *Appl. Environ. Microbiol.* 67, 2617–2621.

Holsters M, de Waele D, Depicker A, Messens E, van Montagu M, Schell J. 1978. Transfection and transformation of *Agrobacterium tumefaciens*. *Mol Gen Genet.* 163(2):181-7.

Mattanovich D, Rfllcer F, da Cflmara Machado A, Laimer M, Regner F, Steinkellner H, Himmler G and Katinger H 1989. Efficient transformation of *Agrobacterium* spp. by electroporation. *Nucleic Acids Research* 17(16):6747.

**PART A5: ASSESSMENT OF COMMERCIAL OR CONFIDENTIALITY OF INFORMATION CONTAINED IN THIS APPLICATION.**

**Identify clearly any information that is considered to be commercially confidential. A clear justification for keeping information confidential must be given.**

This is publically funded research and has no associated commercial confidentiality considerations.

**PART A6: STATEMENT ON WHETHER DETAILED INFORMATION ON THE DESCRIPTION OF THE GMO AND THE PURPOSE OF RELEASE HAS BEEN PUBLISHED**

**Make a clear statement on whether a detailed description of the GMO and the purpose of the release have been published, and the bibliographic reference for any information so published. This is intended to assist with the protection of the applicant's intellectual property rights, which may be affected by the prior publication of certain detailed information, e.g. by its inclusion on the public register.**

A description of the GMO and the purpose of the release have not yet been published.



# Appendix 1: Plants reported in the scientific literature as naturally emitting (*E*)- $\beta$ -farnesene

## Alismatales, Araceae

*Sauromatum guttatum*

Hadacek, F., and Weber, M. 2002. *Plant Biol.* 4:367-383.

## Apiales, Apiaceae

*Aegopodium podagraria*

Borg-Karlson, A.-K., Valterová, I., and Nilsson, L.A. 1994. *Phytochem.* 35:111-119.

*Anthriscus sylvestris*

Borg-Karlson, A.-K., Valterová, I., and Nilsson, L.A. 1994. *Phytochem.* 35:111-119.

*Carum carvi*

Borg-Karlson, A.-K., Valterová, I., and Nilsson, L.A. 1994. *Phytochem.* 35:111-119.

*Heracleum sibiricum*

Borg-Karlson, A.-K., Valterová, I., and Nilsson, L.A. 1994. *Phytochem.* 35:111-119.

*Laserpitium latifolium*

Borg-Karlson, A.-K., Valterová, I., and Nilsson, L.A. 1994. *Phytochem.* 35:111-119.

*Meum athamanticum*

Cornu, A., Carnat, A.-P., Martin, B., Coulon, J.-B., Lamaison, J.-L., Berdague, J.-L. 2001. *J. Agric. Food Chem.* 49:203-209.

*Pastinaca sativa*

Borg-Karlson, A.-K., Valterová, I., and Nilsson, L.A. 1994. *Phytochem.* 35:111-119.

## Arecales, Arecaceae

*Aiphanes minima*

Knudsen, J.T., Tollsten, L. and Ervik, F. 2001. *Plant Biol.* 3:642-653.

*Asterogyne martiana*

Knudsen, J.T. 1999. *Mem. New York Bot. Gard.* 83:141-168.

*Bactris gasipaes*

Knudsen, J.T., Tollsten, L. and Ervik, F. 2001. *Plant Biol.* 3:642-653.

*Calyptrogyne costatifrons*

Knudsen, J.T. 1999. *Mem. New York Bot. Gard.* 83:141-168.

*Calyptrogyne*

*ghiesbreghtiana*

Knudsen, J.T. 1999. *Mem. New York Bot. Gard.* 83:141-168.

*Ceroxylon alpinum*

Knudsen, J.T., Tollsten, L. and Ervik, F. 2001. *Plant Biol.* 3:642-653.

*Chamaedorea linearis*

Knudsen, J.T., Tollsten, L. and Ervik, F. 2001. *Plant Biol.* 3:642-653.

*Chelyocarpus ulei*

Knudsen, J.T., Tollsten, L. and Ervik, F. 2001. *Plant Biol.* 3:642-653.

*Geonoma brongniartii*

Knudsen, J.T. 1999. *Mem. New York Bot. Gard.* 83:141-168.

*Geonoma congesta*

Knudsen, J.T. 1999. *Mem. New York Bot. Gard.* 83:141-168.

*Geonoma cuneata* var.  
*cuneata*

Knudsen, J.T. 1999. *Mem. New York Bot. Gard.* 83:141-168.

*Geonoma cuneata* var.  
*procumbens*

Knudsen, J.T. 1999. *Mem. New York Bot. Gard.* 83:141-168.

*Geonoma cuneata* var.  
*sodiroid*

Knudsen, J.T. 1999. *Mem. New York Bot. Gard.* 83:141-168.

*Geonoma irena*

Knudsen, J.T. 1999. *Mem. New York Bot. Gard.* 83:141-168.

*Geonoma*

*longepedunculata*

Knudsen, J.T. 1999. *Mem. New York Bot. Gard.* 83:141-168.

*Geonoma macrostachys*  
var. *macrostachys*

Knudsen, J.T. 1999. *Mem. New York Bot. Gard.* 83:141-168.

*Geonoma maxima*

Knudsen, J.T. 1999. *Mem. New York Bot. Gard.* 83:141-168.

*Geonoma orbignyana*

Knudsen, J.T. 1999. *Mem. New York Bot. Gard.* 83:141-168.

*Geonoma poeppigiana*

Knudsen, J.T. 1999. *Mem. New York Bot. Gard.* 83:141-168.

*Geonoma polyandra*

Knudsen, J.T. 1999. *Mem. New York Bot. Gard.* 83:141-168.

*Geonoma stricta* var.  
*piscicauda*

Knudsen, J.T. 1999. *Mem. New York Bot. Gard.* 83:141-168.

*Geonoma stricta* var. *stricta*

Knudsen, J.T. 1999. *Mem. New York Bot. Gard.* 83:141-168.

*Geonoma tenuissima*

Knudsen, J.T. 1999. *Mem. New York Bot. Gard.* 83:141-168.

*Geonoma trigloch*

Knudsen, J.T., Tollsten, L. and Ervik, F. 2001. *Plant Biol.* 3:642-653.

*Geonoma undata*

Knudsen, J.T. 1999. *Mem. New York Bot. Gard.* 83:141-168.

*Iriartea deltoidea*

Knudsen, J.T., Tollsten, L. and Ervik, F. 2001. *Plant Biol.* 3:642-653.

*Mauritia flexuosa*

Knudsen, J.T., Tollsten, L. and Ervik, F. 2001. *Plant Biol.* 3:642-653.

*Pholidostachys synanthera*

Knudsen, J.T. 1999. *Mem. New York Bot. Gard.* 83:141-168.

*Prestoea schultzeana*

Knudsen, J.T., Tollsten, L. and Ervik, F. 2001. *Plant Biol.* 3:642-653.

*Welfia regia*

Knudsen, J.T. 1999. *Mem. New York Bot. Gard.* 83:141-168.

*Wettinia kalbreyeri*

Knudsen, J.T., Tollsten, L. and Ervik, F. 2001. *Plant Biol.* 3:642-653.

*Wettinia maynensis*

Knudsen, J.T., Tollsten, L. and Ervik, F. 2001. *Plant Biol.* 3:642-653.

**Asparagales,  
Hyacinthaceae**

*Hyacinthus orientalis*

Brunke, E.-J., Hammerschmidt, F.-J., and Schmaus, G. 1994. *Flav. Fragr. J.* 9:59-69.

**Asparagales, Orchidaceae**

*Acacallis cyanea*

Gerlach, G., and Schill, R. 1991. *Bot. Acta* 104:379-391.

*Acacallis superba*

Lawrence, B.D. 1993. *The scents of orchids.* Elsevier, Amsterdam.

*Acineta superba*

Gerlach, G., and Schill, R. 1991. *Bot. Acta* 104:379-391.

*Aerangis appendiculata*

Lawrence, B.D. 1993. *The scents of orchids.* Elsevier, Amsterdam.

*Aerangis biloba*

Lawrence, B.D. 1993. *The scents of orchids.* Elsevier, Amsterdam.

*Aerangis brachycarpa*

Lawrence, B.D. 1993. *The scents of orchids.* Elsevier, Amsterdam.

*Aerangis confusa*

Lawrence, B.D. 1993. *The scents of orchids.* Elsevier, Amsterdam.

*Aerangis distincta*

Lawrence, B.D. 1993. *The scents of orchids.* Elsevier, Amsterdam.

*Aerangis fastuosa*

Lawrence, B.D. 1993. *The scents of orchids.* Elsevier, Amsterdam.

*Aerangis kirkii*

Lawrence, B.D. 1993. *The scents of orchids.* Elsevier, Amsterdam.

*Aerangis kotschyana*

Lawrence, B.D. 1993. *The scents of orchids.* Elsevier, Amsterdam.

*Aerangis modesta*

Kaiser, R. 1995. Pp. 135–168 in K. H. C. Baser (ed.), *Proc. 13th Int. Congr. Flavours, Fragrances and Essential Oils, Istanbul, Turkey, 15–19 Oct 1995, vol. 2.*

*Aerangis somalensis*

Lawrence, B.D. 1993. *The scents of orchids.* Elsevier, Amsterdam.

*Aeranthes grandiflora*

Lawrence, B.D. 1993. *The scents of orchids.* Elsevier, Amsterdam.

*Aerides crassifolia*

Lawrence, B.D. 1993. *The scents of orchids.* Elsevier, Amsterdam.

*Aerides fieldingii*

Lawrence, B.D. 1993. *The scents of orchids.* Elsevier, Amsterdam.

*Aerides jackianum*

Kaiser, R. 1995. Pp. 135–168 in K. H. C. Baser (ed.), *Proc. 13th Int. Congr. Flavours, Fragrances and Essential Oils, Istanbul, Turkey, 15–19 Oct 1995, vol. 2.*

*Aerides lawrenceae*

Lawrence, B.D. 1993. *The scents of orchids.* Elsevier, Amsterdam.

*Aganisia pulchella*

Gerlach, G., and Schill, R. 1991. *Bot. Acta* 104:379-391.

*Ancistrochilus*

*rothschildianus*

Lawrence, B.D. 1993. *The scents of orchids.* Elsevier, Amsterdam.

*Angraecopsis amaniensis*

Lawrence, B.D. 1993. *The scents of orchids.* Elsevier, Amsterdam.

*Angraecum aporoides*

Lawrence, B.D. 1993. *The scents of orchids.* Elsevier, Amsterdam.

*Angraecum bosseri*

Lawrence, B.D. 1993. *The scents of orchids.* Elsevier, Amsterdam.

*Angraecum eburneum*

Lawrence, B.D. 1993. *The scents of orchids.* Elsevier, Amsterdam.

*Angraecum eichlerianum*

Lawrence, B.D. 1993. *The scents of orchids.* Elsevier, Amsterdam.

*Angraecum girymae*

Lawrence, B.D. 1993. *The scents of orchids.* Elsevier, Amsterdam.

*Angraecum sesquipedale*

Lawrence, B.D. 1993. *The scents of orchids.* Elsevier, Amsterdam.

*Anguloa clowesii*

Lawrence, B.D. 1993. *The scents of orchids.* Elsevier, Amsterdam.

*Anguloa uniflora*

Lawrence, B.D. 1993. *The scents of orchids.* Elsevier, Amsterdam.

*Anguloa virginalis*

Gerlach, G., and Schill, R. 1991. *Bot. Acta* 104:379-391.

*Ansellia gigantea*

Kaiser, R. 1997. *Revista Ital. Eppos* 18:18-47.

*Bifrenaria flagillaris*

Kaiser, R. 1995. Pp. 135–168 in K. H. C. Baser (ed.), *Proc. 13th Int. Congr. Flavours, Fragrances and Essential Oils, Istanbul, Turkey, 15–19 Oct 1995, vol. 2.*

*Bifrenaria*

*fuerstembergiana*

Gerlach, G., and Schill, R. 1991. *Bot. Acta* 104:379-391.

*Bifrenaria thyrianthina*

Gerlach, G., and Schill, R. 1991. *Bot. Acta* 104:379-391.

*Bifrenaria wittigii*

Gerlach, G., and Schill, R. 1991. *Bot. Acta* 104:379-391.

*Bollea coelestis*

Lawrence, B.D. 1993. *The scents of orchids.* Elsevier, Amsterdam.

*Brassavola digbyana*

Lawrence, B.D. 1993. *The scents of orchids.* Elsevier, Amsterdam.

*Brassavola glauca*

Lawrence, B.D. 1993. *The scents of orchids.* Elsevier, Amsterdam.

*Brassavola nodosa*

Lawrence, B.D. 1993. *The scents of orchids.* Elsevier, Amsterdam.

*Brassavola tuberculata*

Lawrence, B.D. 1993. *The scents of orchids.* Elsevier, Amsterdam.

*Brassia lobbii*

Lawrence, B.D. 1993. *The scents of orchids.* Elsevier, Amsterdam.

*Brassia verucosa*

Lawrence, B.D. 1993. *The scents of orchids.* Elsevier, Amsterdam.

*Catasetum expansum*

Gerlach, G., and Schill, R. 1991. *Bot. Acta* 104:379-391.

- Catasetum fimbriatum* Gerlach, G., and Schill, R. 1991. Bot. Acta 104:379-391.
- Catasetum fuchsii* Gerlach, G., and Schill, R. 1991. Bot. Acta 104:379-391.
- Catasetum gnomus* Gerlach, G., and Schill, R. 1991. Bot. Acta 104:379-391.
- Catasetum longifolium* Gerlach, G., and Schill, R. 1991. Bot. Acta 104:379-391.
- Catasetum macroglossum* Gerlach, G., and Schill, R. 1991. Bot. Acta 104:379-391.
- Catasetum saccatum* Gerlach, G., and Schill, R. 1991. Bot. Acta 104:379-391.
- Catasetum viridiflavum* Lawrence, B.D. 1993. The scents of orchids. Elsevier, Amsterdam.
- Cattleya araguaiensis* Lawrence, B.D. 1993. The scents of orchids. Elsevier, Amsterdam.
- Cattleya bicolor* Lawrence, B.D. 1993. The scents of orchids. Elsevier, Amsterdam.
- Cattleya dowiana* Lawrence, B.D. 1993. The scents of orchids. Elsevier, Amsterdam.
- Cattleya labiata* Lawrence, B.D. 1993. The scents of orchids. Elsevier, Amsterdam.
- Cattleya lawrenceana* Lawrence, B.D. 1993. The scents of orchids. Elsevier, Amsterdam.
- Cattleya leopoldii* Lawrence, B.D. 1993. The scents of orchids. Elsevier, Amsterdam.
- Cattleya luteola* Lawrence, B.D. 1993. The scents of orchids. Elsevier, Amsterdam.
- Cattleya maxima* Lawrence, B.D. 1993. The scents of orchids. Elsevier, Amsterdam.
- Cattleya percivaliana* Lawrence, B.D. 1993. The scents of orchids. Elsevier, Amsterdam.
- Cattleya porphyroglossa* Lawrence, B.D. 1993. The scents of orchids. Elsevier, Amsterdam.
- Cattleya schilleriana* Lawrence, B.D. 1993. The scents of orchids. Elsevier, Amsterdam.
- Caularthron bicornutum* Lawrence, B.D. 1993. The scents of orchids. Elsevier, Amsterdam.
- Chaubardia heteroclita* Gerlach, G., and Schill, R. 1991. Bot. Acta 104:379-391.
- Chaubardiella tigrina* Gerlach, G., and Schill, R. 1991. Bot. Acta 104:379-391.
- Chondrorhyncha lendyana* Gerlach, G., and Schill, R. 1991. Bot. Acta 104:379-391.
- Cirrhaea dependens* Gerlach, G., and Schill, R. 1991. Bot. Acta 104:379-391.
- Cirrhopetalum fascinator* Gerlach, G., and Schill, R. 1991. Bot. Acta 104:379-391.
- Cirrhopetalum robustum* Gerlach, G., and Schill, R. 1991. Bot. Acta 104:379-391.
- Cochleanthes amazonica* Gerlach, G., and Schill, R. 1991. Bot. Acta 104:379-391.
- Cochleanthes aromatica* Gerlach, G., and Schill, R. 1991. Bot. Acta 104:379-391.
- Cochleanthes discolor* Lawrence, B.D. 1993. The scents of orchids. Elsevier, Amsterdam.
- Cochleanthes marginata* Lawrence, B.D. 1993. The scents of orchids. Elsevier, Amsterdam.
- Coeliopsis hyacinthosma* Gerlach, G., and Schill, R. 1991. Bot. Acta 104:379-391.
- Coelogyne zurowetzii* Lawrence, B.D. 1993. The scents of orchids. Elsevier, Amsterdam.
- Constantia cipoensis* Lawrence, B.D. 1993. The scents of orchids. Elsevier, Amsterdam.
- Coryanthes bruchmuelleri* Gerlach, G., and Schill, R. 1991. Bot. Acta 104:379-391.
- Coryanthes elegantium* Kaiser, R. 1997. Revista Ital. Eppos 18:18-47.
- Coryanthes flava* Gerlach, G., and Schill, R. 1991. Bot. Acta 104:379-391.
- Coryanthes gernetii* Gerlach, G., and Schill, R. 1991. Bot. Acta 104:379-391.
- Coryanthes horichiana* Kaiser, R. 1997. Revista Ital. Eppos 18:18-47.
- Coryanthes lehmannii* Gerlach, G., and Schill, R. 1991. Bot. Acta 104:379-391.
- Coryanthes leucocorys* Lawrence, B.D. 1993. The scents of orchids. Elsevier, Amsterdam.
- Coryanthes macrantha* Gerlach, G., and Schill, R. 1991. Bot. Acta 104:379-391.
- Coryanthes mastersiana* Gerlach, G., and Schill, R. 1991. Bot. Acta 104:379-391.
- Coryanthes picturata* Lawrence, B.D. 1993. The scents of orchids. Elsevier, Amsterdam.
- Coryanthes punctata* Gerlach, G., and Schill, R. 1991. Bot. Acta 104:379-391.
- Coryanthes senghasiana* Gerlach, G., and Schill, R. 1991. Bot. Acta 104:379-391.
- Coryanthes speciosa* Gerlach, G., and Schill, R. 1991. Bot. Acta 104:379-391.
- Coryanthes verrucolineata* Gerlach, G., and Schill, R. 1991. Bot. Acta 104:379-391.
- Coryanthes vieirae* Lawrence, B.D. 1993. The scents of orchids. Elsevier, Amsterdam.
- Cymbidium faberi* Omata, A., Nakamura, S., Yomogida, K., Moriai, K., Ichikawa, Y., and Watanabe, I. 1990. Agric. Biol. Chem. 54:1029-1033.
- Cymbidium goeringii* Lawrence, B.D. 1993. The scents of orchids. Elsevier, Amsterdam.
- Cymbidium virescens* Omata, A., Nakamura, S., Yomogida, K., Moriai, K., Ichikawa, Y., and Watanabe, I. 1990. Agric. Biol. Chem. 54:1029-1033.
- Cypripedium calceolus* Bergström, G., Birgersson, G., Groth, I., and Nilsson, A. 1992. Phytochem. 31:2315-2319.

- Cypripedium calceolus* var. *parviflorum* Bergström, G., Birgersson, G., Groth, I., and Nilsson, A. 1992. *Phytochem.* 31:2315-2319.
- Cypripedium calceolus* var. *pubescens* Bergström, G., Birgersson, G., Groth, I., and Nilsson, A. 1992. *Phytochem.* 31:2315-2319.
- Dendrobium anosmum* Lawrence, B.D. 1993. *The scents of orchids.* Elsevier, Amsterdam.
- Dendrobium antennatum* Lawrence, B.D. 1993. *The scents of orchids.* Elsevier, Amsterdam.
- Dendrobium beckleri* Lawrence, B.D. 1993. *The scents of orchids.* Elsevier, Amsterdam.
- Dendrobium brymerianum* Lawrence, B.D. 1993. *The scents of orchids.* Elsevier, Amsterdam.
- Dendrobium carniferum* Lawrence, B.D. 1993. *The scents of orchids.* Elsevier, Amsterdam.
- Dendrobium chrysotoxum* Lawrence, B.D. 1993. *The scents of orchids.* Elsevier, Amsterdam.
- Dendrobium delacourii* Lawrence, B.D. 1993. *The scents of orchids.* Elsevier, Amsterdam.
- Dendrobium lichenastrum* Lawrence, B.D. 1993. *The scents of orchids.* Elsevier, Amsterdam.
- Dendrobium monilliforme* Lawrence, B.D. 1993. *The scents of orchids.* Elsevier, Amsterdam.
- Dendrobium monophyllum* Lawrence, B.D. 1993. *The scents of orchids.* Elsevier, Amsterdam.
- Dendrobium pugioniforme* Lawrence, B.D. 1993. *The scents of orchids.* Elsevier, Amsterdam.
- Dendrobium trigonopus* Lawrence, B.D. 1993. *The scents of orchids.* Elsevier, Amsterdam.
- Dendrobium unicum* Lawrence, B.D. 1993. *The scents of orchids.* Elsevier, Amsterdam.
- Dendrobium virgineum* Lawrence, B.D. 1993. *The scents of orchids.* Elsevier, Amsterdam.
- Dendrobium williamsonii* Lawrence, B.D. 1993. *The scents of orchids.* Elsevier, Amsterdam.
- Dendrochilum cobbianum* Lawrence, B.D. 1993. *The scents of orchids.* Elsevier, Amsterdam.
- Diaphananthe pellucida* Lawrence, B.D. 1993. *The scents of orchids.* Elsevier, Amsterdam.
- Diaphananthe pulchella* Lawrence, B.D. 1993. *The scents of orchids.* Elsevier, Amsterdam.
- Dichaea muricata* Gerlach, G., and Schill, R. 1991. *Bot. Acta* 104:379-391.
- Dichaea rodriguesii* Lawrence, B.D. 1993. *The scents of orchids.* Elsevier, Amsterdam.
- Dipteranthus obliquus* Gerlach, G., and Schill, R. 1991. *Bot. Acta* 104:379-391.
- Dracula chestertonii* Lawrence, B.D. 1993. *The scents of orchids.* Elsevier, Amsterdam.
- Dressleria dilecta* Gerlach, G., and Schill, R. 1991. *Bot. Acta* 104:379-391.
- Dressleria taggesellii* Gerlach, G., and Schill, R. 1991. *Bot. Acta* 104:379-391.
- Dryadella edwallii* Lawrence, B.D. 1993. *The scents of orchids.* Elsevier, Amsterdam.
- Embreea rodigasiana* Lawrence, B.D. 1993. *The scents of orchids.* Elsevier, Amsterdam.
- Encyclia adenocarpa* Lawrence, B.D. 1993. *The scents of orchids.* Elsevier, Amsterdam.
- Encyclia baculus* Lawrence, B.D. 1993. *The scents of orchids.* Elsevier, Amsterdam.
- Encyclia citrina* Lawrence, B.D. 1993. *The scents of orchids.* Elsevier, Amsterdam.
- Encyclia fragrans* Lawrence, B.D. 1993. *The scents of orchids.* Elsevier, Amsterdam.
- Encyclia glumacea* Lawrence, B.D. 1993. *The scents of orchids.* Elsevier, Amsterdam.
- Epidendrum ciliare* Knudsen, J.T., and Tollsten, L. 1993. *Bot. J. Linn. Soc.* 113:263-284
- Epidendrum lacertinum* Lawrence, B.D. 1993. *The scents of orchids.* Elsevier, Amsterdam.
- Epidendrum nocturnum* Lawrence, B.D. 1993. *The scents of orchids.* Elsevier, Amsterdam.
- Epigeneium lyonii* Lawrence, B.D. 1993. *The scents of orchids.* Elsevier, Amsterdam.
- Eria hyacinthoides* Lawrence, B.D. 1993. *The scents of orchids.* Elsevier, Amsterdam.
- Galeandra lacustris* Gerlach, G., and Schill, R. 1991. *Bot. Acta* 104:379-391.
- Galeottia acuminata* Gerlach, G., and Schill, R. 1991. *Bot. Acta* 104:379-391.
- Galeottia ciliata* Gerlach, G., and Schill, R. 1991. *Bot. Acta* 104:379-391.
- Galeottia fimbriata* Gerlach, G., and Schill, R. 1991. *Bot. Acta* 104:379-391.
- Galeottia negrensis* Gerlach, G., and Schill, R. 1991. *Bot. Acta* 104:379-391.
- Gongora aceras* Gerlach, G., and Schill, R. 1991. *Bot. Acta* 104:379-391.
- Gongora armeniaca* Kaiser, R. 1997. *Revista Ital. Eppos* 18:18-47.
- Gongora aromatica* Gerlach, G., and Schill, R. 1991. *Bot. Acta* 104:379-391.
- Gongora atropurpurea* Gerlach, G., and Schill, R. 1991. *Bot. Acta* 104:379-391.
- Gongora cassidea* Kaiser, R. 1997. *Revista Ital. Eppos* 18:18-47.
- Gongora chochoensis* Gerlach, G., and Schill, R. 1991. *Bot. Acta* 104:379-391.
- Gongora cruciformi* Kaiser, R. 1997. *Revista Ital. Eppos* 18:18-47.
- Gongora cruciformis* Kaiser, R. 1995. Pp. 135–168 in K. H. C. Baser (ed.), *Proc. 13th Int. Congr. Flavours, Fragrances and Essential Oils, Istanbul, Turkey, 15–19 Oct 1995*, vol. 2.
- Gongora galeata* Kaiser, R. 1997. *Revista Ital. Eppos* 18:18-47.

<i>Gongora grossa</i>	Gerlach, G., and Schill, R. 1991. Bot. Acta 104:379-391.
<i>Gongora odoratissima</i>	Kaiser, R. 1997. Revista Ital. Eppos 18:18-47.
<i>Gongora pseudoatropurpurea</i>	Gerlach, G., and Schill, R. 1991. Bot. Acta 104:379-391.
<i>Gongora quinquenervis</i>	Kaiser, R. 1997. Revista Ital. Eppos 18:18-47.
<i>Gongora saccata</i>	Gerlach, G., and Schill, R. 1991. Bot. Acta 104:379-391.
<i>Gongora scaphephorus</i>	Gerlach, G., and Schill, R. 1991. Bot. Acta 104:379-391.
<i>Gongora truncata</i>	Kaiser, R. 1997. Revista Ital. Eppos 18:18-47.
<i>Gymnadenia conopea</i>	Lawrence, B.D. 1993. The scents of orchids. Elsevier, Amsterdam.
<i>Himantoglossum hircinum</i>	Lawrence, B.D. 1993. The scents of orchids. Elsevier, Amsterdam.
<i>Horichia dressleri</i>	Gerlach, G., and Schill, R. 1991. Bot. Acta 104:379-391.
<i>Houlletia clarae</i>	Gerlach, G., and Schill, R. 1991. Bot. Acta 104:379-391.
<i>Houlletia odoratissima</i>	Kaiser, R. 1997. Revista Ital. Eppos 18:18-47.
<i>Houlletia tigrina</i>	Gerlach, G., and Schill, R. 1991. Bot. Acta 104:379-391.
<i>Houlletia wallisii</i>	Gerlach, G., and Schill, R. 1991. Bot. Acta 104:379-391.
<i>Huntleya heteroclita</i>	Kaiser, R. 1997. Revista Ital. Eppos 18:18-47.
<i>Huntleya lucida</i>	Gerlach, G., and Schill, R. 1991. Bot. Acta 104:379-391.
<i>Huntleya meleagris</i>	Lawrence, B.D. 1993. The scents of orchids. Elsevier, Amsterdam.
<i>Kefersteinia auriculata</i>	Gerlach, G., and Schill, R. 1991. Bot. Acta 104:379-391.
<i>Kefersteinia pellita</i>	Gerlach, G., and Schill, R. 1991. Bot. Acta 104:379-391.
<i>Kegeliella houtteana</i>	Gerlach, G., and Schill, R. 1991. Bot. Acta 104:379-391.
<i>Lacaena bicolor</i>	Gerlach, G., and Schill, R. 1991. Bot. Acta 104:379-391.
<i>Laelia albida</i>	Lawrence, B.D. 1993. The scents of orchids. Elsevier, Amsterdam.
<i>Laelia anceps</i>	Lawrence, B.D. 1993. The scents of orchids. Elsevier, Amsterdam.
<i>Laelia autumnalis</i>	Lawrence, B.D. 1993. The scents of orchids. Elsevier, Amsterdam.
<i>Laelia gouldiana</i>	Lawrence, B.D. 1993. The scents of orchids. Elsevier, Amsterdam.
<i>Laelia perinii</i>	Lawrence, B.D. 1993. The scents of orchids. Elsevier, Amsterdam.
<i>Liparis viridiflora</i>	Lawrence, B.D. 1993. The scents of orchids. Elsevier, Amsterdam.
<i>Listera ovata</i>	Nilsson, L.A. 1981. Nordic J. Bot. 1:461-480.
<i>Lueddemannia pescatorei</i>	Gerlach, G., and Schill, R. 1991. Bot. Acta 104:379-391.
<i>Lycaste aromatica</i>	Lawrence, B.D. 1993. The scents of orchids. Elsevier, Amsterdam.
<i>Lycaste cruenta</i>	Lawrence, B.D. 1993. The scents of orchids. Elsevier, Amsterdam.
<i>Lycaste deppei</i>	Gerlach, G., and Schill, R. 1991. Bot. Acta 104:379-391.
<i>Lycaste locusta</i>	Lawrence, B.D. 1993. The scents of orchids. Elsevier, Amsterdam.
<i>Lycomormium fiskei</i>	Gerlach, G., and Schill, R. 1991. Bot. Acta 104:379-391.
<i>Masdevallia caesia</i>	Lawrence, B.D. 1993. The scents of orchids. Elsevier, Amsterdam.
<i>Masdevallia estradae</i>	Lawrence, B.D. 1993. The scents of orchids. Elsevier, Amsterdam.
<i>Masdevallia glandulosa</i>	Lawrence, B.D. 1993. The scents of orchids. Elsevier, Amsterdam.
<i>Masdevallia lauchearna</i>	Lawrence, B.D. 1993. The scents of orchids. Elsevier, Amsterdam.
<i>Masdevallia lehmannii</i>	Lawrence, B.D. 1993. The scents of orchids. Elsevier, Amsterdam.
<i>Masdevallia striatella</i>	Lawrence, B.D. 1993. The scents of orchids. Elsevier, Amsterdam.
<i>Masdevallia tridens</i>	Lawrence, B.D. 1993. The scents of orchids. Elsevier, Amsterdam.
<i>Maxillaria nigrescens</i>	Lawrence, B.D. 1993. The scents of orchids. Elsevier, Amsterdam.
<i>Maxillaria picta</i>	Gerlach, G., and Schill, R. 1991. Bot. Acta 104:379-391.
<i>Maxillaria tenuifolia</i>	Gerlach, G., and Schill, R. 1991. Bot. Acta 104:379-391.
<i>Maxillaria variabilis</i>	Lawrence, B.D. 1993. The scents of orchids. Elsevier, Amsterdam.
<i>Miltonia regnellii</i>	Lawrence, B.D. 1993. The scents of orchids. Elsevier, Amsterdam.
<i>Miltonia schroederiana</i>	Lawrence, B.D. 1993. The scents of orchids. Elsevier, Amsterdam.
<i>Miltonia spectabilis</i>	Lawrence, B.D. 1993. The scents of orchids. Elsevier, Amsterdam.
<i>Miltoniopsis phalaenopsis</i>	Lawrence, B.D. 1993. The scents of orchids. Elsevier, Amsterdam.
<i>Miltoniopsis warscewiczii</i>	Kaiser, R. 1997. Revista Ital. Eppos 18:18-47.
<i>Mormodes andreetae</i>	Kaiser, R. 1997. Revista Ital. Eppos 18:18-47.
<i>Neofinetia falcata</i>	Lawrence, B.D. 1993. The scents of orchids. Elsevier, Amsterdam.
<i>Nigritella nigra</i>	Lawrence, B.D. 1993. The scents of orchids. Elsevier, Amsterdam.

<i>Notylia barkeri</i>	Gerlach, G., and Schill, R. 1991. Bot. Acta 104:379-391.
<i>Notylia buchtienii</i>	Gerlach, G., and Schill, R. 1991. Bot. Acta 104:379-391.
<i>Odontoglossum cirrhosum</i>	Lawrence, B.D. 1993. The scents of orchids. Elsevier, Amsterdam.
<i>Odontoglossum constrictum</i>	Lawrence, B.D. 1993. The scents of orchids. Elsevier, Amsterdam.
<i>Odontoglossum pendulum</i>	Lawrence, B.D. 1993. The scents of orchids. Elsevier, Amsterdam.
<i>Odontoglossum pulchellum</i>	Lawrence, B.D. 1993. The scents of orchids. Elsevier, Amsterdam.
<i>Oncidium longipes</i>	Lawrence, B.D. 1993. The scents of orchids. Elsevier, Amsterdam.
<i>Oncidium ornithorhynchum</i>	Lawrence, B.D. 1993. The scents of orchids. Elsevier, Amsterdam.
<i>Oncidium sarcodes</i>	Lawrence, B.D. 1993. The scents of orchids. Elsevier, Amsterdam.
<i>Oncidium tigrinum</i>	Lawrence, B.D. 1993. The scents of orchids. Elsevier, Amsterdam.
<i>Ophrys bombyliflora</i>	Borg-Karlson, A.-K. 1987. Chem. Scripta 27:313-325.
<i>Ophrys insectifera</i>	Borg-Karlson, A.-K. 1987. Chem. Scripta 27:313-325.
<i>Ophrys scolopax ssp. attica</i>	Borg-Karlson, A.-K. 1987. Chem. Scripta 27:313-325.
<i>Ophrys scolopax ssp. cornuta</i>	Borg-Karlson, A.-K. 1987. Chem. Scripta 27:313-325.
<i>Ophrys speculum</i>	Borg-Karlson, A.-K. 1987. Chem. Scripta 27:313-325.
<i>Ophrys tenthredinifera</i>	Borg-Karlson, A.-K. 1987. Chem. Scripta 27:313-325.
<i>Orchis mascula</i>	Nilsson, L.A. 1983. Nordic J. Bot. 3:157-179.
<i>Paphinia grandiflora</i>	Gerlach, G., and Schill, R. 1991. Bot. Acta 104:379-391.
<i>Peristeria cerina</i>	Lawrence, B.D. 1993. The scents of orchids. Elsevier, Amsterdam.
<i>Peristeria elata</i>	Gerlach, G., and Schill, R. 1991. Bot. Acta 104:379-391.
<i>Peristeria guttata</i>	Gerlach, G., and Schill, R. 1991. Bot. Acta 104:379-391.
<i>Pescatorea cerina</i>	Lawrence, B.D. 1993. The scents of orchids. Elsevier, Amsterdam.
<i>Pescatorea dayana</i>	Gerlach, G., and Schill, R. 1991. Bot. Acta 104:379-391.
<i>Pescatorea klabochorum</i>	Gerlach, G., and Schill, R. 1991. Bot. Acta 104:379-391.
<i>Pescatorea lehmannii</i>	Lawrence, B.D. 1993. The scents of orchids. Elsevier, Amsterdam.
<i>Pescatorea wallisii</i>	Gerlach, G., and Schill, R. 1991. Bot. Acta 104:379-391.
<i>Phalaenopsis violacea</i>	Lawrence, B.D. 1993. The scents of orchids. Elsevier, Amsterdam.
<i>Platanthera bifolia</i>	Lawrence, B.D. 1993. The scents of orchids. Elsevier, Amsterdam.
<i>Platanthera chlorantha</i>	Lawrence, B.D. 1993. The scents of orchids. Elsevier, Amsterdam.
<i>Plectrelminthus caudatus</i>	Lawrence, B.D. 1993. The scents of orchids. Elsevier, Amsterdam.
<i>Polycynis gratiosa</i>	Gerlach, G., and Schill, R. 1991. Bot. Acta 104:379-391.
<i>Polystachya campyloglossa</i>	Lawrence, B.D. 1993. The scents of orchids. Elsevier, Amsterdam.
<i>Polystachya cultriformis</i>	Lawrence, B.D. 1993. The scents of orchids. Elsevier, Amsterdam.
<i>Polystachya fallax</i>	Lawrence, B.D. 1993. The scents of orchids. Elsevier, Amsterdam.
<i>Polystachya mazumbaiensis</i>	Lawrence, B.D. 1993. The scents of orchids. Elsevier, Amsterdam.
<i>Rangaeris amaniensis</i>	Lawrence, B.D. 1993. The scents of orchids. Elsevier, Amsterdam.
<i>Rhynchostylis coelestis</i>	Lawrence, B.D. 1993. The scents of orchids. Elsevier, Amsterdam.
<i>Rodriguezia refracta</i>	Lawrence, B.D. 1993. The scents of orchids. Elsevier, Amsterdam.
<i>Sievekingia fimbriata</i>	Gerlach, G., and Schill, R. 1991. Bot. Acta 104:379-391.
<i>Sievekingia herrenhusiana</i>	Gerlach, G., and Schill, R. 1991. Bot. Acta 104:379-391.
<i>Sievekingia rhonhofiae</i>	Gerlach, G., and Schill, R. 1991. Bot. Acta 104:379-391.
<i>Sievekingia suavis</i>	Gerlach, G., and Schill, R. 1991. Bot. Acta 104:379-391.
<i>Stanhopea annulata</i>	Gerlach, G., and Schill, R. 1991. Bot. Acta 104:379-391.
<i>Stanhopea embreei</i>	Gerlach, G., and Schill, R. 1991. Bot. Acta 104:379-391.
<i>Stanhopea grandiflora</i>	Gerlach, G., and Schill, R. 1991. Bot. Acta 104:379-391.
<i>Stanhopea impressa</i>	Gerlach, G., and Schill, R. 1991. Bot. Acta 104:379-391.
<i>Stanhopea jenischiana</i>	Lawrence, B.D. 1993. The scents of orchids. Elsevier, Amsterdam.
<i>Stanhopea oculata</i>	Lawrence, B.D. 1993. The scents of orchids. Elsevier, Amsterdam.
<i>Stanhopea tigrina</i>	Lawrence, B.D. 1993. The scents of orchids. Elsevier, Amsterdam.
<i>Stenia palorae</i>	Gerlach, G., and Schill, R. 1991. Bot. Acta 104:379-391.
<i>Trevoria lehmannii</i>	Gerlach, G., and Schill, R. 1991. Bot. Acta 104:379-391.
<i>Trichocentrum tigrinum</i>	Lawrence, B.D. 1993. The scents of orchids. Elsevier, Amsterdam.

<i>Trichoglottis philippinensis</i>	Lawrence, B.D. 1993. The scents of orchids. Elsevier, Amsterdam.
<i>Trixspermum arachnites</i>	Lawrence, B.D. 1993. The scents of orchids. Elsevier, Amsterdam.
<i>Vanda coeruleascens</i>	Lawrence, B.D. 1993. The scents of orchids. Elsevier, Amsterdam.
<i>Vanda denisoniana</i>	Lawrence, B.D. 1993. The scents of orchids. Elsevier, Amsterdam.
<i>Vanda tessellata</i>	Lawrence, B.D. 1993. The scents of orchids. Elsevier, Amsterdam.
<i>Zygopetalum crinitum</i>	Gerlach, G., and Schill, R. 1991. Bot. Acta 104:379-391.

#### **Asterales, Asteraceae**

<i>Achillea millefolium</i>	Andersson, S. 2003. Chemoecology. 13:1-11.
<i>Anthemis nobilis</i>	Brunke, E.-J., Hammerschmidt, F.-J., and Schmaus, G. 1993. American Chemical Soc. Symp. Ser. 525, Washington, DC.
<i>Centaurea scabiosa</i>	Andersson, S., Nilsson, L.A., Groth, I., and Bergström, G. 2002. Bot. J. Linn. Soc. 140:129-153.
<i>Centaurea zuccariniana</i>	Andersson, S., Nilsson, L.A., Groth, I., and Bergström, G. 2002. Bot. J. Linn. Soc. 140:129-153.
<i>Cirsium arvense</i>	Andersson, S., Nilsson, L.A., Groth, I., and Bergström, G. 2002. Bot. J. Linn. Soc. 140:129-153.
<i>Eupatorium cannabinum</i>	Andersson, S., Nilsson, L.A., Groth, I., and Bergström, G. 2002. Bot. J. Linn. Soc. 140:129-153.
<i>Inula salicina</i>	Andersson, S., Nilsson, L.A., Groth, I., and Bergström, G. 2002. Bot. J. Linn. Soc. 140:129-153.
<i>Matricaria recutita</i>	Brunke, E.-J., Hammerschmidt, F.-J., and Schmaus, G. 1993. American Chemical Soc. Symp. Ser. 525, Washington, DC.
<i>Santolina chamaecyparissus</i>	Brunke, E.-J., Hammerschmidt, F.-J., and Schmaus, G. 1993. American Chemical Soc. Symp. Ser. 525, Washington, DC.

#### **Caryophyllales, Cactaceae**

<i>Discocactus crystallophilus</i>	Kaiser, R., and Tollsten, L. 1995. Flav. Fragr. J. 10:153-164.
<i>Discocactus silicicola</i>	Kaiser, R., and Tollsten, L. 1995. Flav. Fragr. J. 10:153-164.
<i>Dolichothele longimamma</i>	Kaiser, R., and Nussbaumer, C. 1990. Helv. Chim. Acta. 73:133-139.
<i>Echinopsis coronata</i>	Kaiser, R., and Tollsten, L. 1995. Flav. Fragr. J. 10:153-164.
<i>Echinopsis mamillosa</i>	Kaiser, R., and Tollsten, L. 1995. Flav. Fragr. J. 10:153-164.
<i>Espositoa blossfeldiorum</i>	Kaiser, R., and Tollsten, L. 1995. Flav. Fragr. J. 10:153-164.
<i>Harrisia adscendens</i>	Kaiser, R., and Tollsten, L. 1995. Flav. Fragr. J. 10:153-164.
<i>Hylocereus polyrhizus</i>	Kaiser, R., and Tollsten, L. 1995. Flav. Fragr. J. 10:153-164.
<i>Hylocereus venezuelensis</i>	Kaiser, R., and Tollsten, L. 1995. Flav. Fragr. J. 10:153-164.
<i>Pereskia aculeata</i>	Kaiser, R., and Tollsten, L. 1995. Flav. Fragr. J. 10:153-164.
<i>Pilosocereus arrabidaei</i>	Kaiser, R., and Tollsten, L. 1995. Flav. Fragr. J. 10:153-164.
<i>Pilosocereus catingicola</i>	Kaiser, R., and Tollsten, L. 1995. Flav. Fragr. J. 10:153-164.
<i>Pilosocereus pachycladus</i>	Kaiser, R., and Tollsten, L. 1995. Flav. Fragr. J. 10:153-164.
<i>Rebutia marsoneri</i>	Kaiser, R., and Tollsten, L. 1995. Flav. Fragr. J. 10:153-164.
<i>Rebutia narvaecense</i>	Kaiser, R., and Tollsten, L. 1995. Flav. Fragr. J. 10:153-164.
<i>Selenicereus grandiflorus</i>	Kaiser, R., and Tollsten, L. 1995. Flav. Fragr. J. 10:153-164.
<i>Selenicereus hamatus</i>	Kaiser, R., and Tollsten, L. 1995. Flav. Fragr. J. 10:153-164.
<i>Sulcorebutia kruegeri</i>	Kaiser, R., and Tollsten, L. 1995. Flav. Fragr. J. 10:153-164.

#### **Caryophyllales, Nyctaginaceae**

<i>Acleisanthes acutifolia</i>	Levin, R.A., Raguso, R.A., and McDade, L.A. 2001. Phytochem. 58:429-440.
<i>Acleisanthes crassifolia</i>	Levin, R.A., Raguso, R.A., and McDade, L.A. 2001. Phytochem. 58:429-440.
<i>Acleisanthes longiflora</i>	Levin, R.A., Raguso, R.A., and McDade, L.A. 2001. Phytochem. 58:429-440.
<i>Acleisanthes obtusa</i>	Levin, R.A., Raguso, R.A., and McDade, L.A. 2001. Phytochem. 58:429-440.
<i>Acleisanthes wrightii</i>	Levin, R.A., Raguso, R.A., and McDade, L.A. 2001. Phytochem. 58:429-440.
<i>Mirabilis alipes</i>	Levin, R.A., Raguso, R.A., and McDade, L.A. 2001. Phytochem. 58:429-440.

- Mirabilis bigelovii*  
*Mirabilis greenei*  
*Mirabilis jalapa*  
*Mirabilis longiflora*  
*Mirabilis macfarlanei*  
*Mirabilis multiflora*  
*Mirabilis pudica*  
*Mirabilis triflora*  
*Selinocarpus angustifolius*  
*Selinocarpus*  
*chenopodioides*  
*Selinocarpus lanceolatus*  
*Selinocarpus parvifolius*  
*Selinocarpus purpusianus*  
*Selinocarpus undulatus*
- Levin, R.A., Raguso, R.A., and McDade, L.A. 2001. *Phytochem.* 58:429-440.  
 Levin, R.A., Raguso, R.A., and McDade, L.A. 2001. *Phytochem.* 58:429-440.  
 Levin, R.A., Raguso, R.A., and McDade, L.A. 2001. *Phytochem.* 58:429-440.  
 Levin, R.A., Raguso, R.A., and McDade, L.A. 2001. *Phytochem.* 58:429-440.  
 Levin, R.A., Raguso, R.A., and McDade, L.A. 2001. *Phytochem.* 58:429-440.  
 Levin, R.A., Raguso, R.A., and McDade, L.A. 2001. *Phytochem.* 58:429-440.  
 Levin, R.A., Raguso, R.A., and McDade, L.A. 2001. *Phytochem.* 58:429-440.  
 Levin, R.A., Raguso, R.A., and McDade, L.A. 2001. *Phytochem.* 58:429-440.  
 Levin, R.A., Raguso, R.A., and McDade, L.A. 2001. *Phytochem.* 58:429-440.  
 Levin, R.A., Raguso, R.A., and McDade, L.A. 2001. *Phytochem.* 58:429-440.  
 Levin, R.A., Raguso, R.A., and McDade, L.A. 2001. *Phytochem.* 58:429-440.  
 Levin, R.A., Raguso, R.A., and McDade, L.A. 2001. *Phytochem.* 58:429-440.  
 Levin, R.A., Raguso, R.A., and McDade, L.A. 2001. *Phytochem.* 58:429-440.  
 Levin, R.A., Raguso, R.A., and McDade, L.A. 2001. *Phytochem.* 58:429-440.  
 Levin, R.A., Raguso, R.A., and McDade, L.A. 2001. *Phytochem.* 58:429-440.  
 Levin, R.A., Raguso, R.A., and McDade, L.A. 2001. *Phytochem.* 58:429-440.  
 Levin, R.A., Raguso, R.A., and McDade, L.A. 2001. *Phytochem.* 58:429-440.

### Dipsacales, Caprifoliaceae

*Lonicera japonica*

Ikeda, N., Ishihara, M., Tseneya, T., Kawakita, M., Yoshihara, M., Suzuki, Y., Komaki, R., and Inui, M. 1994. *Flav. Fragr. J.* 9:325-331.

### Dipsacales, Valerianaceae

*Valeriana officinalis*

Brunke, E.-J., Hammerschmidt, F.-J., and Schmaus, G. 1993. *American Chemical Soc. Symp. Ser.* 525, Washington, DC.

### Ericales, Lecythydaceae

*Corythophora amapaensis*  
*Couratari stellata*  
*Couroupita guianensis*  
*Eschweilera coriacea*  
*Eschweilera pedicellata*  
*Grias neuberthii*  
*Grias peruviana*  
*Gustavia longifolia*  
*Gustavia serrata*  
*Lecythis confertiflora*  
*Lecythis persistens ssp.*  
*aurantiaca*  
*Lecythis pisonis*

Knudsen, J.T., and Mori, S.A. 1996. *Biotropica.* 28:42-60.  
 Knudsen, J.T., and Mori, S.A. 1996. *Biotropica.* 28:42-60.  
 Knudsen, J.T., and Mori, S.A. 1996. *Biotropica.* 28:42-60.  
 Knudsen, J.T., and Mori, S.A. 1996. *Biotropica.* 28:42-60.  
 Knudsen, J.T., and Mori, S.A. 1996. *Biotropica.* 28:42-60.  
 Knudsen, J.T., and Mori, S.A. 1996. *Biotropica.* 28:42-60.  
 Knudsen, J.T., and Mori, S.A. 1996. *Biotropica.* 28:42-60.  
 Knudsen, J.T., and Mori, S.A. 1996. *Biotropica.* 28:42-60.  
 Knudsen, J.T., and Mori, S.A. 1996. *Biotropica.* 28:42-60.  
 Knudsen, J.T., and Mori, S.A. 1996. *Biotropica.* 28:42-60.  
 Knudsen, J.T., and Mori, S.A. 1996. *Biotropica.* 28:42-60.  
 Knudsen, J.T., and Mori, S.A. 1996. *Biotropica.* 28:42-60.  
 Knudsen, J.T., and Mori, S.A. 1996. *Biotropica.* 28:42-60.  
 Knudsen, J.T., and Mori, S.A. 1996. *Biotropica.* 28:42-60.

### Ericales, Myrsinaceae

*Cyclamen persicum*  
*Cyclamen persicum x*  
*purpurescens*  
*Cyclamen purpurescens*

Ishizaka, H., Yamada, H., and Sasaki, K. 2002. *Sci. Hort.* 94:125-135.  
 Ishizaka, H., Yamada, H., and Sasaki, K. 2002. *Sci. Hort.* 94:125-135.  
 Ishizaka, H., Yamada, H., and Sasaki, K. 2002. *Sci. Hort.* 94:125-135.

### Ericales, Polemoniaceae

*Phlox drummondii*  
  
*Phlox paniculata*

Andersson, S., Nilsson, L.A., Groth, I., and Bergström, G. 2002. *Bot. J. Linn. Soc.* 140:129-153.  
 Andersson, S., Nilsson, L.A., Groth, I., and Bergström, G. 2002. *Bot. J. Linn. Soc.* 140:129-153.

### Fabales, Fabaceae

*Acacia karroo*  
*Lupinus polyphyllus*  
*Medicago sativa*

Kaiser, R. 1997. *Revista Ital. Eppos* 18:18-47.  
 Dobson, H.E.M., Groth, I., and Bergström, G. 1996. *Amer. J. Bot.* 83:877-885.  
 Buttery, R.G., Kamm, J.A., and Ling, L.C. 1982. *J. Agric. Food Chem.* 30:739-742.



- Trifolium pratense* Light, D.M., Kamm, J.A., and Buttery, R.G. 1992. J. Chem. Ecol. 18:333-352.
- Gentianales, Rubiaceae**  
*Gardenia jasminoides* Tsuneya, T., Ikeda, N., Shiga, M., and Ichikawa, N. 1979. Pp. 454-457 in Proc. VII Int. Congr. Essential Oils (Kyoto 1977).  
*Rothmannia annae* Kaiser, R. 2004. Chem. & Biodiv. 1:13-27.
- Geraniales, Geraniaceae**  
*Pelargonium endlicherianum* Bozan, B., Ozek, T., Kurkcuoglu, M., Kirimer, N., and Baser, K.H.C. 1999. Pl. Med. 65:781-782.
- Lamiales, Oleaceae**  
*Jasminum sambac* Zhu, L.-F., Lu, B.-Y., and Luo, Y.-J. 1984. Acta Bot. Sin. 26:189-194.  
*Ligustrum japonicum* Honda, K., Omura, H., and Hayashi, N. 1998. J. Chem. Ecol. 24:2167-2180.  
*Syringa oblata var. alba* Chen, Y., Li, Z., and Li, H. 1987. Chromatographia. 23:502-506.
- Lamiales, Verbenaceae**  
*Lantana camara* Andersson, S., Nilsson, L.A., Groth, I., and Bergström, G. 2002. Bot. J. Linn. Soc. 140:129-153.
- Laurales, Lauraceae**  
*Ocotea whitei* Takaku, S., Haber, W.A., and Setzer, W.N. 2007. Biochem. Syst. Ecol. 35:525-532.
- Malpighiales, Violaceae**  
*Viola etrusca* Flamini, G., Cioni, P.L., and Morelli, I. 2002. Flavour Fragr. J. 17:147-149.
- Malvales, Malvaceae**  
*Hibiscus abelmoschus* Rout, P.K., Barik, K.C., Jena, K.S., Sahoo, D., and Rao, Y.R. 2002. Org. Proc. Res. & Develop. 6:401-404.  
*Tilia cordata* Buchbauer, G., Remberg, B., and Jirovetz, L. 1995. Flav. Fragr. J. 10:221-224.  
*Tilia flores* Buchbauer, G., Remberg, B., and Jirovetz, L. 1995. Flav. Fragr. J. 10:221-224.  
*Tilia platyphyllos* Buchbauer, G., Remberg, B., and Jirovetz, L. 1995. Flav. Fragr. J. 10:221-224.
- Pinales, Cupressaceae**  
*Juniperus formosana* Adams, R.P. 1998. Biochem. Syst. Ecol. 26:637-645.  
*Juniperus rigida* Adams, R.P. 1998. Biochem. Syst. Ecol. 26:637-645.
- Ranunculales, Berberidaceae**  
*Mahonia japonica* Picone, J.M., MacTavish, H.S., and Clery, R.A. 2002. Phytochem. 60:611-617.
- Rosales, Moraceae**  
*Ficus punctata* Grison-Pigé, L., Hossaert-McKey, M., Greeff, J.M., and Bessière, J.-M. 2002. Phytochem. 61:61-71.
- Rosales, Rosaceae**  
*Rosa chinensis* Bu, X., Huang, A., Sun, Y., Wu, Z., and Liu, M. 1987. Acta Bot. Sin. 29:297-301.
- Solanales, Solanaceae**  
*Nicotiana alata* Raguso, R.A., Levin, R.A., Foose, S.E., Holmberg, M.W., and McDade, L.A. 2003. Phytochem. 63:265-284.  
*Nicotiana forgetiana* Raguso, R.A., Levin, R.A., Foose, S.E., Holmberg, M.W., and McDade, L.A. 2003. Phytochem. 63:265-284.

*Nicotiana langsdorffii* Raguso, R.A., Levin, R.A., Foose, S.E., Holmberg, M.W., and McDade, L.A. 2003. *Phytochem.* 63:265-284.

*Nicotiana longiflora* Raguso, R.A., Levin, R.A., Foose, S.E., Holmberg, M.W., and McDade, L.A. 2003. *Phytochem.* 63:265-284.

*Nicotiana rustica* Loughrin, J.H., Hamilton-Kemp, T.R., Andersen, R.A., and Hildebrand, D.F. 1990. *J. Agric. Food Chem.* 38:455-460.

*Nicotiana suaveolens* Loughrin, J.H., Hamilton-Kemp, T.R., Andersen, R.A., and Hildebrand, D.F. 1990. *J. Agric. Food Chem.* 38:455-460.

*Nicotiana sylvestris* Loughrin, J.H., Hamilton-Kemp, T.R., Andersen, R.A., and Hildebrand, D.F. 1990. *J. Agric. Food Chem.* 38:455-460.

*Nicotiana tabacum* Loughrin, J.H., Hamilton-Kemp, T.R., Andersen, R.A., and Hildebrand, D.F. 1990. *J. Agric. Food Chem.* 38:455-460.

*Nicotiana tomentosiformis* Loughrin, J.H., Hamilton-Kemp, T.R., Andersen, R.A., and Hildebrand, D.F. 1990. *J. Agric. Food Chem.* 38:455-460.

*Solanum tuberosum* Agelopoulos, N.G., Chamberlain, K., and Pickett, J.A. 2000. *J. Chem. Ecol.* 26:497-511.

### **Theales, Clusiaceae**

*Clusia nemorosa* Nogueira, P.C.de L., Bittrich, V., Shepherd, G.J., Lopes, A.V., and Marsaiolia, A.J. 2001. *Phytochem.* 56:443-452.

*Cordylandra weddelliana* Nogueira, P.C.de L., Bittrich, V., Shepherd, G.J., Lopes, A.V., and Marsaiolia, A.J. 2001. *Phytochem.* 56:443-452.

*Phloianthera hilariana* Nogueira, P.C.de L., Bittrich, V., Shepherd, G.J., Lopes, A.V., and Marsaiolia, A.J. 2001. *Phytochem.* 56:443-452.

*Phloianthera lanceolata* Nogueira, P.C.de L., Bittrich, V., Shepherd, G.J., Lopes, A.V., and Marsaiolia, A.J. 2001. *Phytochem.* 56:443-452.

### **Vitales, Vitaceae**

*Vitis vinifera* Buchbauer, G., Jirovetz, L., Wasicky, M., and Herlitschka, A. 1994. *J. Essential Oil Res.* 6:313-314.