


GUSTAVUS ADOLPHUS COLLEGE 2016 FOOTBALL GAME NOTES



2016 GUSTAVUS SCHEDULE

DATE	OPPONENT	TIME/RESULT
SEPTEMBER		
3	Westminster	W 35-6
10	UW-RIVER FALLS	W 24-21
17	AUGSBURG COLLEGE	W 35-13
24	Hamline University	L 40-42
OCTOBER		
1	CONCORDIA COLLEGE #	1 p.m.
15	Bethel University	1 p.m.
22	SAINT JOHN'S UNIVERSITY*	1 p.m.
29	St. Olaf College	1 p.m.
NOVEMBER		
5	UNIVERSITY OF ST. THOMAS	1:10 p.m.
12	Carleton College %	1 p.m.

HOME GAMES in BOLD FACE CAPS

- # Homecoming
- * Hall of Fame Game
- % Senior Day

GUSTAVUS FOOTBALL FACTS

2015 Record:	7-3
2015 MIAC Record/Finish:	5-3/Third
All-Time Record:	489-347-21
All-Time MIAC Record:	384-252-13
MIAC Championships :	22
Lettermen Returning/Lost:	34/26
Starters Returning/Lost:	12/10
All-MIAC Honorees Returning/Lost:	0/5

GUSTAVUS QUICK FACTS

Location:	St. Peter, Minnesota
Address:	800 West College Ave. St. Peter, MN 56082
Founded:	1862
Enrollment:	2,400
Nickname:	Golden Gusties
School Colors:	Black and Gold
Home Field:	Hollingsworth Field
NCAA Affiliation:	NCAA Division III
Conference:	Minnesota Intercollegiate Athletic
NCAA Affiliation:	NCAA Division III
President:	Rebecca M. Bergman
Athletic Director:	Tom Brown
Assistant Athletic Director:	Jared Phillips
Athletic Trainer:	Troy Banse
Equipment Manager:	Jed Friedrich

GAME 5



Concordia Cobbers
2-1 Overall (1-0 MIAC)



Gustavus Adolphus Golden Gusties
3-1 Overall (1-1 MIAC)

GAME DAY INFORMATION

DATE: Saturday, October 1st

TIME: 1:00 p.m.

SITE: St. Peter, Minn.

STADIUM: Hollingsworth Field

RADIO: KNUJ AM 860 - New Ulm, Minnesota

WEB VIDEO: <https://portal.stretchinternet.com/gac/>

LIVE STATS: <https://gustavus.edu/athletics/fb/LIVE/xlive.htm>

OPENING KICK

Welcome to Hollingsworth Field on the campus of Gustavus Adolphus College for a MIAC contest between the Golden Gusties and the Concordia Cobbers. The Gusties enter Saturday's game with a 3-1 overall record and 1-1 mark in the MIAC after falling to Hamline 42-40 last week, while the Cobbers are 2-1 overall and 1-0 in the league after beating Bethel 21-13 on Sept. 17.

GUSTAVUS ATHLETICS ONLINE



TWITTER
@GustieAthletics



GAME CENRAL
portal.stretchinternet.com/gac



YOUTUBE
/gustavusathletics



FACEBOOK
/GustieAthletics



FLICKR
flickr.com/photos/gogusties



INSTAGRAM
/gustieathletics

For up-to-date information on all Gustavus athletic teams, visit our website:
<https://gustavus.edu/athletics>

Football Media Contact

Sports Information Director: CJ Siewert

Email: siewert@gustavus.edu

Cell: 507-779-4135 Office: 507-933-7647

22-TIME MIAC CHAMPIONS



STATISTICAL COMPARISON

Team Statistics

GAC	Offense	CC
33.5	Scoring Average	19.7
1654	Total Yardage	952
790	Rushing Yardage	704
864	Passing Yardage	248
203	Total Plays	191
185	Rushing Plays	138
98	Passing Plays	53
5.8	Average Per Play	5.0
4.3	Average Per Rush	5.1
8.8	Average Per Pass	4.7
13.5	Average Per Catch	8.3

GAC	Defense	CC
20.5	Scoring Average	16.7
1362	Total Yardage	969
327	Rushing Yardage	304
1035	Passing Yardage	665
193	Total Plays	209
101	Rushing Plays	105
162	Passing Plays	104
5.2	Average Per Play	4.6
3.2	Average Per Rush	2.9
6.4	Average Per Pass	6.4
11.6	Average Per Catch	12.3

THE SERIES

Gustavus vs. Concordia

All-Time Record	45-37-2
Last Meeting	W 41-34
Current Streak	W 1

Head Coach Peter Haugen	
Overall Record at Gustavus vs. Concordia	35-39 3-5

Head Coach Terry Horan	
Overall Record at Concordia vs. Gustavus	97-47 11-5

Last 10 Meetings:	4-6
-------------------	-----

Date	Location	Result
Nov. 7, 2015	St. Peter, Minn.	W 41-33
Nov. 8, 2014	Moorhead, Minn.	L 26-35
Nov. 16, 2013	Moorhead, Minn.	L 31-38
Nov. 10, 2012	St. Peter, Minn.	L 10-29
Oct. 1, 2011	St. Peter, Minn.	L 20-37
Oct. 2, 2010	St. Peter, Minn.	W 38-14
Nov. 14, 2009	Moorhead, Minn.	W 20-19
Nov. 15, 2008	St. Peter, Minn.	L 21-27
Nov. 3, 2007	St. Peter, Minn.	L 24-34
Nov. 4, 2006	Moorhead, Minn.	W 7-0

GAME NOTES

GUSTIES TAKE TO GRIDIRON FOR 100TH SEASON...

The Gustavus football continues its 100th season today at Lloyd Hollingsworth Field for its home opener. Over the previous 99 years, the Gusties have compiled a record of 486-346-21, including a record of 226-127-8 in St. Peter. With 22 Minnesota Intercollegiate Athletic Conference (MIAC) championships, Gustavus has claimed the second-most league titles in the 96-year history of the conference. Only Saint John's (32) has claimed more MIAC championships.

FOLLOW THE GUSTIES ON KNUJ...

KNUJ AM 860 out of New Ulm, Minnesota once again broadcasts all 10 Gustavus regular season football games. The voice of the Golden Gusties Tom Wheeler handles the play-by-play duties for the 11th consecutive season. Wheeler is once again joined by 1984 Gustavus graduate and former Gustie football player Ken Ericson on the live call of this year's games. Fans can listen to the KNUJ broadcasts on the Internet through the Gustavus Athletics website. Gustavus provides a high definition video stream of all home games for viewing on your computer, tablet, or smart phone through GameCentral by Stretch Internet. GameCentral is available at: portal.stretchinternet.com/gac/

CALLING ALL CAPTAINS...

Of over 5,000 student-athletes who have played football for Gustavus in the 100-year history of the program, only 198 have earned the privilege to serve as team captain. Peter Haugen's captains this season include seniors Zach Martinez, Jake Schmitz, Joe Theiler, and Tyler Jakes.



Head Coach Peter Haugen shown with this season's four captains.

SENIOR LEADERSHIP... In what has become a trend of Head Coach Peter Haugen's tenure, the 2016 Gustavus football roster once again features a great deal of senior leadership. This year's senior class features three defensive lineman, four defensive backs, three offensive lineman, three wide receivers, three linebackers, and one running back.

GUSTIE FOOTBALL AROUND THE GLOBE...

The 2016 Gustavus football team features a total of 104 players from eight different states and, for the fifth straight year, a second country outside the United States. Of those 104 players, 84 claim Minnesota as their native state. Two players call Kansas home, two from Illinois, two from Hawaii, four from Texas, three from New Mexico, and one player each from Tennessee and Florida represent the Stars and Stripes. Mexico once again makes its presence felt on this year's roster as it is the homeland of five Gusties, four from Cancun and one from Guadalajara.

MEET THE HEAD COACHES...

Gustavus Head Coach Peter Haugen is in his eighth season at the helm of the Gustavus football program. Haugen has a combined record of 35-39 after four games into season eight. A graduate of Bethel University, Haugen was the head coach at Washburn High School in Minneapolis prior to coming to Gustavus.

Concordia Head Coach Terry Horan is in his 16th season at the helm of the Cobber football program. Horan has a combined record of 106-51 after three games into season 16. A 1989 graduate of Concordia, Horan began his coaching career in 1991 as an assistant at Breckenridge High School and became head coach at Concordia in 2001.

HOMECOMING... Gustavus is celebrating its 92nd Homecoming today, continuing a tradition started on Nov. 8, 1924, when the Gusties defeated Saint John's 33-0 on Hallander Field. Gustavus has enjoyed a good deal of success on Homecoming Day, compiling an all-time record of 63-26-2. In last season's Homecoming game against Augsburg, the Gusties treated a crowd of more than 3,600 to a 59-4, marking the most combined points scored in the history of Gustavus football. The Gusties scored eight



touchdowns throughout the game on a total of 12 drives, including 517 yards of total offense. In 84 Homecoming contests, Gustavus has compiled a 57-25-2 record against conference opponents, including a 10-3-1 mark against Concordia. The last meeting between these two teams on Gustavus' Homecoming came on Oct. 1, 2011 and resulted in a 37-20 victory for the visiting squad. Gustie quarterback Logan Becker completed 22-of-34 passes for 247 yards and a touchdown, but the Concordia rushing attack was too much as the Cobbers accumulated 226 yards on the ground with three touchdowns.

THE SERIES... Saturday's game is the 85th meeting between the Gustavus and Concordia football programs. The Gusties lead the all-time series with a record of 45-37-2. Last season the Gusties defeated the No. 23-ranked Cobbers 41-34 in an instant classic. Late in the fourth quarter, the Gusties recovered an onside kick and two plays later scored the game-winning touchdown with 14 seconds left in the game. To add to the excitement of the victory, Matthew Boyce set the Gustavus all-time record for career receiving yards at 3,189.

INSTANT CLASSIC... Last season's meeting between Gustavus and Concordia turned into an instant classic with the Gusties winning in the final seconds of the game. Trailing 34-27 with just over two minutes left in the game, the Gusties went 63 yards on 12 plays, capped by a six-yard touchdown pass from Mitch Hendricks to Gabe Boyce to come within one point. Instead of kicking the extra point to tie the game, the Gusties elected to go for two, but the conversion failed. With hope all but lost and 28 seconds on the clock, Brendan Boche executed a perfect onside kick, which was recovered by the Gusties at midfield. The composure of the team shined through in the final seconds of the game as Hendricks found Gabe Boyce on a deep slant for a 17-yard gain. After Hendricks spiked the ball to stop the clock, the senior quarterback then connected with George Buchner streaking down the right side as Buchner caught the game-winning 33-yard touchdown with just 14 seconds left in the game. The Gustie defense then put a stop to a Hail Mary throw from the Cobbers to end

the game.

GROUND AND POUND... Although the Gusties suffered a disappointing 42-40 loss at Hamline last week, the Black and Gold received another stellar rushing performance from Karim Ortiz (Jr., Cancun, Mexico). Ortiz, who has been the starter since Week 3 after Luke Martinez (Sr., Lenexa, Kan.) went down with an injury, recorded his second consecutive game of more than 150 rushing yards, becoming the first Gustie to do so since Jeffrey Dubose in 2013. Ortiz rushed 27 times for 180 yards and two touchdowns against Augsburg two weeks ago, and followed that performance with a career-high 34 carries for 155 yards and two scores last week at Hamline. After four games this season, Ortiz leads the MIAC in rushing, averaging 103.2 yards per game. Ortiz has rushed the ball 78 times for 413 yards and four touchdowns, averaging 5.3 yards per carry.

KEY MATCHUP... Cobber ground game vs. Gustie run stoppers Concordia doesn't make it a secret that it likes to run the ball of offense. After three games this season, the Cobbers lead the MIAC with 243.7 yards per game on the ground. Concordia has gained 704 yards on 128 attempts and averages 5.1 yards per carry with eight touchdowns. The Cobbers have four players with more than 100 yards rushing, led by quarterback Michael Herzog with 45 carries for 202 yards and two touchdowns. The Gustie defense hopes to lower those averages today as they boast the second best rushing defense in the league, allowing just 79.8 yards on the ground per game. Last week at Hamline, the Gusties limited the Pipers to only 17 yards on 29 carries

CELEBRATING 100 SEASONS... Immediately following today's game, the Gustavus football team will host a 100th season of Gustavus football celebration at Alumni Hall. Former coaches and prominent figures of Gustavus football will share their memories of championship teams, great players, iconic plays, and much more during the celebration. Former players and coaches attending the celebration are asked to meet at the goal post at the north end of the field immediately after the game for a group photo, and then to walk over to Alumni Hall for the celebration.

GUSTAVUS RECORD WHEN...

At home...	2-0
On the road...	1-1
On grass...	1-0
On field turf...	2-1
Start with the ball...	2-1
Start on defense...	1-0
Leading after 1st quarter...	1-1
Trailing after 1st quarter...	1-0
Tied after 1st quarter...	1-0
Leading at Halftime...	2-1
Trailing at halftime...	1-0
Tied at halftime...	0-0
Leading after 3rd quarter...	3-1
Trailing after 3rd quarter...	0-0
Tied after 3rd quarter...	0-0
GAC scores first...	2-1
Opponent scores first...	1-0
Largest halftime lead...	21-0
Largest halftime deficit...	13
GAC scores 20 or more points...	3-1
Opponent held to 20 points or under...	2-0
Games decided by 1-3 points...	1-0
Games decided by 4-10 points...	0-1
Games decided by 11-20 points...	0-0
Games decided by 21 or more points...	2-0
GAC passes for 200 yards or less...	2-0
GAC passes for 201-300 yards...	1-1
GAC passes for 301-400 yards...	0-0
Opponent passes for 200 yards or less...	2-0
Opponent passes for 201-300 yards...	1-0
Opponent passes for 301 yards or more...	0-1
GAC runs for 100 yards or less...	1-0
GAC runs for 101-150 yards...	0-0
GAC runs for 151-200 yards...	0-0
GAC runs for 201 yards or more...	2-1
Opponent runs for 100 yards or less...	2-1
Opponent runs for 101-150 yards...	0-0
Opponent runs for 151-200 yards...	1-0
Opponent runs for 201 yards or more...	0-0
GAC totals 400 yards or less...	2-0
GAC totals 401 yards or more...	1-1
GAC commits more turnovers...	1-0
Opponent commits more turnovers...	1-0
Turnovers equal...	1-1
GAC has more penalties...	1-0
Opponent has more penalties...	2-0
Penalties equal...	0-1
GAC leads in time of possession...	2-1
Opponent leads in time of possession...	1-0
GAC has more first downs...	2-1
Opponent has more first downs...	1-0



2016 MIAC STANDINGS

SCHOOL	MIAC	OVERALL
St. Thomas	2-0	4-0
Concordia	1-0	2-1
Hamline	1-0	3-0
Augsburg	1-1	1-3
Bethel	1-1	1-3
Gustavus	1-1	3-1
Saint John's	1-1	3-1
Carleton	0-2	0-4
Saint Olaf	0-2	1-3


MIAC Schedule for 10/1

Concordia at Gustavus	1 p.m.
Hamline at Carleton	1 p.m.
Saint John's at Bethel	1 p.m.
Saint Thomas at Augsburg	1:10 p.m.

MIAC WEEKLY AWARD WINNERS


MIAC Offensive Player-of-the-Week Justice Spriggs, Hamline

St. Anthony, Minn./St. Anthony Hamline's (3-0, 1-0 MIAC) Justice Spriggs won his second Offensive Player-of-the-Week award thanks to the most prolific – and clutch – passing day in school history. His 475 passing yards and six touchdowns both set new Piper school records – the yardage mark by 100 yards – and his sixth passing score of the day with 1:35 to play lifted Hamline to a remarkable 42-40 win over Gustavus. Spriggs was 29-of-41 with an average of 11.6 yards per attempt. He currently leads the MIAC in passing yards (1,046, 348.7 per game) and completion percentage (70.8) and is second in touchdown passes (10), and he ranks eighth nationally in passing yards per game.



MIAC Defensive Player-of-the-Week Adam Brant, St. Thomas

Maple Grove, Minn. No. 4 St. Thomas (4-0, 2-0 MIAC) prevailed 33-21 at No. 6/8 Saint John's Saturday and the Tommie defense and linebacker Adam Brant had a huge hand in the win. The sophomore had 14 tackles (eight solo) with two tackles-for-a-loss, two forced fumbles and a sack to help limit the Johnnies' potent offense to just 21 points and 83 rushing yards. Brant's two forced fumbles were part of a five-takeaway day for the UST defense, and it marked just the sixth time SJU failed to reach 100 yards on the ground in the past four seasons.



MIAC Special Teams Player-of-the-Week Tyler Hanson, Augsburg

Prior Lake, Minn. Tyler Hanson went 7-for-7 on extra points and averaged 52.9 yards per-kickoff on seven deep kickoffs (not counting one onside kick) with two touchdowns in Augsburg's 49-17 win over Carleton on Saturday. Carleton started possessions inside its own 30-yard line following six of Hanson's seven deep kickoffs (30, 29, 25, 26, 25, 26). On the season, Hanson is 2-for-3 on field goals and 10-for-10 on extra points, and is averaging 51.6 yards per-kickoff. The Auggies are 1-3 overall and 1-1 in the MIAC.



SCOUTING THE PIPERS...

Concordia was idle last week and its most recent game was a 21-13 victory at Bethel on Sept. 17. In a tightly-contested matchup against two prominent programs in the MIAC, the Cobbers scored the game's first touchdown and never trailed the rest of the way. Bethel was able to tie the score at 7-7, but a pair of rushing touchdowns in the second half proved to be the difference in the outcome.

Concordia outgained the Royals 309-293 in total yards of offense, with the bulk of the load coming on the ground. The Cobbers rushed 54 times for 232 yards and three touchdowns. Quarterback Michael Herzog led the ground attack with a game-high 23 carries for 93 yards and a score. Herzog also added 72 yards through the air, completing 7-of-11 attempts.

After three games this season, the Cobber offense makes it perfectly clear that it likes to run the ball. Concordia has four players with more than 100 yards, led by its quarterback, Herzog, with 45 carries for 202 yards and two touchdowns. Dane Ringquist has 173 yards on 21 carries, Jason Montonye has 151 yards on 21 carries, and Chad Johnson had 100 yards on 28 carries. The Cobbers have amassed 704 rushing yards compared to 248 passing yards. Concordia's 82.7 passing yards per game ranks last in the league, nearly 100 yards less per game than the next team.

The Cobber defense averages 323.0 yards allowed per game, which ranks third in the MIAC. Concordia has yet to intercept a pass – the only MIAC team without one – and has just two sacks this season. Although the Cobbers don't sport great numbers in impact plays, they do a good job of keeping opponents out of the endzone having allowed 50 points in three games for an average of 16.7 points allowed per game, which ranks third in the league. Dallas Raftevold and Hank Van Liew lead the defense with 24 and 23 tackles, respectively.

SCOUTING THE GUSTIES...

The Gustavus and Hamline football teams battled to the bitter end last Saturday afternoon at Klas Field in St. Paul, but a touchdown late in the fourth quarter by the host Pipers proved to be the difference in a 42-40 loss for the Gusties. The defeat snapped a 10-game winning streak against the Pipers and marked the first time since 1975 Gustavus lost a

game after scoring at least 40 points. In a battle of previously unbeaten teams, Gustavus dropped to 3-1 overall and 1-1 in the MIAC.

The Gustie run stoppers were stout, allowing just 17 rushing yards on 29 attempts, marking the fewest rushing yards allowed since Oct. 9, 2010 against Hamline when the Gusties allowed only 11 yards on 26 carries. But the Piper aerial attack proved to be the deciding factor as Hamline quarterback Justice Spriggs threw for 475 yards and six touchdowns. The Gusties were led offensively by Karim Ortiz (Jr., Cancun, Mexico) for the second straight week as he rushed a career-high 34 carries for 155 yards and two touchdowns.

Christian Haffner (Fy., Lebanon, Tenn.) connected with Jamison Beulke (So., Montgomery, Minn.) for an 82-yard touchdown with 4:13 remaining in the game, giving the Gusties a 38-35 lead, but that left plenty of time for foe Hamline to respond. The Pipers found the endzone with 1:35 on the clock, taking a 42-38 advantage. Gustavus was intercepted on the ensuing drive and was unable to mount a comeback in the final minute of the game.

After four games this season, the Gusties are still establishing an identity on offense with many replacements playing starting roles. Haffner started the season as the No. 3 quarterback and is now the starter, while Ortiz has been the starting running back ever since Luke Martinez (Sr., Lenexa, Kan.) went down with an injury in Week 2. Ortiz has been a formidable replacement, though, as he leads the league with 103.2 yards per game. The offensive line has also seen a few shifts throughout the beginning of the season.

The Gustie defense has established an identity of stout run stoppers at the point of attack. Through four games this season, the Gusties rank second in the MIAC in rushing yards allowed with an average of 79.8 yards allowed per game. Gustavus has tallied 29 tackles for loss, including eight sacks. The secondary has recorded six interceptions, already matching last season's total, but will try to limit big plays after allowing seven passing plays of more than 25 yards last week.



GUSTAVUS DEPTH CHART

OFFENSE

Left Tackle	60	Jake Schmitz	Sr.	6-3	255	North Branch, Minn./North Branch
	65	Ethan Stordahl	Jr.	6-2	250	Eden Prairie, Minn./Eden Prairie
Left Guard	65	Ethan Stordahl	Jr.	6-2	250	Eden Prairie, Minn./Eden Prairie
	75	Jake Langevin	Jr.	6-2	275	Cannon Falls, Minn./Cannon Falls
Center	70	Jeremy Pastir	Jr.	5-10	275	Plymouth, Minn./Benilde St. Margaret's
	71	Tommy Jech	So.	6-0	255	Chatfield, Minn./Chatfield
Right Guard	59	Joe Theiler	Sr.	6-1	265	Maple Grove, Minn./Totino Grace
	75	Jake Langevin	Jr.	6-2	275	Cannon Falls, Minn./Cannon Falls
Right Tackle	54	Ryan Landherr	Sr.	6-4	260	Prior Lake, Minn./Prior Lake
	65	Ethan Stordahl	Jr.	6-2	250	Eden Prairie, Minn./Eden Prairie
Quarterback	10	Christian Haffner	Fy.	6-2	188	Lebanon, Tenn./Liberty
	7	Sam Archer	So.	6-0	197	Zimmerman, Minn./Princeton
Running Back	21	Karim Ortiz	Jr.	5-11	190	Cancun, Mexico/Leonardo Da Vinci
	82	Jamison Beulke	So.	5-11	185	Montgomery, Minn./Tri-City United
Wide Receiver	81	Josh Kirk	Fy.	6-2	185	Garvin, Minn./Tracy Area
	82	Jamison Beulke	So.	5-11	185	Montgomery, Minn./Tri-City United
Wide Receiver	1	Hunter Johnson	Jr.	5-8	180	Cannon Falls, Minn./Cannon Falls
	8	Trevor Maxwell	Sr.	5-10	175	Prior Lake, Minn./Prior Lake
Wide Receiver	2	George Buchner	Sr.	6-0	195	Excelsior, Minn./Minnetonka
	84	Ellis Hirman	Jr.	6-3	190	Zumbrota, Minn./Zumbrota-Mazeppa
Tight End	91	Michael Hensch	So.	6-1	235	North Branch, Minn./North Branch
	94	Brayton Finch	Fy.	6-2	205	Mount Morris, Ill./Oregon

DEFENSE

Tackle	68	Chris Nelson	Jr.	6-0	225	New London, Minn./New London-Spicer
	38	Kevin Krohn	Jr.	6-0	200	Richfield, Minn./Richfield
Nose	97	Aaron Brau	Sr.	6-1	270	Wabasso, Minn./Wabasso
	92	Zach LaFavor	Jr.	6-1	315	Le Center, Minn./New Prague
End	99	Levi Folkert	Sr.	6-3	235	Elgin, Minn./P-E-M
	64	Tanner Sparrow	So.	6-3	240	Edina, Minn./Edina
Outside LB	3	Casey Decker	Jr.	6-1	230	Mapleton, Minn./Maple River
	26	Iker Ortiz Hidalgo	Sr.	6-2	209	Cancun, Mexico/Leonardo Da Vinci
Inside LB	11	Zack Martinez	Sr.	6-1	230	Lenexa, Kan./St. Thomas Aquinas
	24	Leeland Lauti	Jr.	5-8	190	Ewa Beach, Hawaii/Damien Memorial
Inside LB	27	Matt Berkner	So.	6-0	215	Sleepy Eye, Minn./Sleepy Eye
	48	Jack Sorenson	So.	5-9	205	West St. Paul, Minn./St. Thomas Academy
Outside LB	15	Anders Raarup	Jr.	6-3	230	Eagan, Minn./St. Thomas Academy
	41	Andrew Allen	Sr.	6-0	215	Richfield, Minn./Richfield
Corner	42	Jordan Kahlow	So.	6-0	190	Le Sueur, Minn./Le Sueur-Henderson
	34	Michael Orr	So.	5-8	174	Little Falls, Minn./Little Falls
Safety	28	Nathan Hadjer	Jr.	5-11	180	Rogers, Minn./Rogers
	37	Michael Lopez	Fy.	5-10	150	Mendota Heights, Minn./Henry Sibley
Safety	23	Dutch Claybaugh	So.	5-8	170	Kaneohe, Hawaii/Damien Memorial
	43	Brady Miller	So.	6-0	178	Delano, Minn./Delano
Corner	20	Tanner Jensen	Sr.	6-1	170	Lewiston, Minn./Lewiston-Altura
	36	Matthew Montplaisir	Fy.	5-11	167	Buffalo, Minn./Buffalo

SPECIALISTS

Kicker	87	Brendan Boche	Jr.	6-5	205	Lakeville, Minn./Lakeville South
	94	Brayton Finch	Fy.	6-2	205	Mount Morris, Ill./Oregon
Punter	3	Casey Decker	Jr.	6-1	230	Mapleton, Minn./Maple River
	94	Brayton Finch	Fy.	6-2	205	Mount Morris, Ill./Oregon
Holder	1	Hunter Johnson	Jr.	5-8	180	Cannon Falls, Minn./Cannon Falls
Snapper	89	Schuyler Thompson	Jr.	6-4	195	Millville, Minn./P-E-M
Kick Return	1	Hunter Johnson	Jr.	5-8	180	Cannon Falls, Minn./Cannon Falls
	5	Drew Frederickson	Jr.	6-1	188	Forsyth, Ill./Maroa-Forsyth
Punt Return	1	Hunter Johnson	Jr.	5-8	180	Cannon Falls, Minn./Cannon Falls
	23	Dutch Claybaugh	So.	5-8	170	Kaneohe, Hawaii/Damien Memorial

GUSTAVUS QUICK FACTS

School: Gustavus Adolphus College
 Location: St. Peter, Minnesota
 Address: 800 West College Ave.
 St. Peter, MN 56082
 Founded: 1886
 Enrollment: 2,400
 Nickname: Golden Gusties
 Colors: Black and Gold
 Stadium: Hollingsworth Field
 Surface: Field Turf
 Conference: Minnesota Intercollegiate Athletic Conference (MIAC)
 President: Rebecca M. Bergman
 Athletics Director: Tom Brown
 AD Office Phone: 507-933-7005
 AD Email: brownie@gustavus.edu
 Head Trainer: Troy Banse
 Compliance Coordinator: Jared Phillips
 Assistant Athletic Director: Jared Phillips
 Senior Women's Administrator: Kari Eckheart
 Equipment Manager: Jed Friedrich
 National Affiliation: NCAA Division III
 Athletics Phone: 507-933 7617
 Website: www.gustavus.edu/athletics
 Sports Information Director: CJ Siewert
 SID Cell Phone: 507-779-4135
 SID Email: siewert@gustavus.edu
 Head Coach: Peter Haugen
 Phone: 507-933-7600
 Email: phaugen2@gustavus.edu
 Alma Mater/Year: Bethel, 1991
 Record/current school: 35-38 (Eighth season)
 MIAC Record: 24-33
 Assistant Coaches:
 Corey Shea, Defensive Coordinator
 Charlie Cosgrove, Co-Offensive Coordinator
 Carlin Shoemaker, Co-Offensive Coordinator
 Zach Vine, Defensive Line
 Christian White, Kickers
 Eric Mattson, Safeties
 Kirby Dorothy, Evan Jakes, Linebackers
 Sam Lundberg, Running Backs
 Gabriel Boyce, Receivers
 Luke Shavey, Defensive Backs
 Frank Kuzma, Manager
 2015 Overall Record: 7-3
 2015 MIAC Record/Place: 5-3 (Third)
 Starters Returning/Lost: 12/10
 Offensive Formation: Spread
 Base Defensive Formation: 3-4
 Captains: Tyler Jakes, Zack Martinez, Jake Schmitz, Joe Theiler
 First Year of Football: 1902
 All-Time NCAA Tournament Record: 0-1
 Last Postseason Appearance: 1987
 All-Time Football Record: 489-347-21 (.582)
 MIAC Championships: 22
 1926, 1927, 1933, 1935, 1936, 1937, 1940,
 1945, 1946, 1950, 1951, 1952, 1953, 1954,
 1955, 1958, 1959, 1967, 1968, 1971, 1972, 1987



Offense

Pos	#	Name	Yr	Ht	Wt	Hometown
LT	74	JOSH BERG	Sr	6-2	275	Moorhead, Minn.
	79	Joel King	Fr	6-3	270	Fergus Falls, Minn.
LG	63	JON ASPREY	Sr	6-3	240	Brainerd, Minn.
	75	Alex Piepkorn	Sr	6-4	280	Fargo, N.D.
C	55	ETHAN FEIL	Sr	6-3	260	Fortuna, N.D.
	56	Brandon Bundgaard	So	6-0	250	Moorhead, Minn.
RG	65	TYLER GEBHART	Sr	6-4	240	Detroit Lakes, Minn.
	60	Max Nelson	Jr	6-3	240	St. Joseph, Minn.
	62	Jordan Christensen	Jr	6-5	275	Campbell, Minn.
RT	77	ANDY MCDONNELL	Sr.	6-7	280	Spicer, Minn.
	66	Hans Solberg	Fr	6-4	290	Jordan, Minn.
QB	09	MICHAEL HERZOG	Jr	6-0	195	Detroit Lakes, Minn.
	17	Zach Kellen	Jr	6-5	230	Fargo, N.D.
FB	21	CHAD JOHNSON	Jr	6-1	210	Glyndon, Minn.
	11	DANE RINGQUIST	Jr	5-10	200	Fergus Falls, Minn.
	48	Spencer Ogden	So	6-3	225	Annandale, Minn.
RB	04	JASON MONTONYE	Jr	6-0	195	Graceville, Minn.
	02	Austin Maanum	Jr.	5-11	195	Johnson, Minn.
	01	Zach DeClusin	Sr	6-1	205	Bemidji, Minn.
RB	22	CONNOR GESSELL	Jr	5-10	205	Baxter, Minn.
	34	RYAN CIHAK	So	6-0	180	Detroit Lakes, Minn.
WR	85	MATT CONNELLY	Sr	6-0	190	Fargo, N.D.
	06	KEVIN MARZOLF	So	6-1	185	Mankato, Minn.
	86	Joe Hendrickson	Sr	6-2	220	Lennox, S.D.
WR	03	DYLAN HOERCHLER	Sr	6-0	175	Atwater, Minn.
	24	Nick Anderson	Sr	6-4	205	Lisbon, N.D.

Defense

Pos	#	Name	Yr	Ht	Wt	Hometown
DE	69	GUNNAR KOLLMAN	So	5-11	255	Fargo, N.D.
	90	Haden Karr	Jr	6-4	250	Glendale, Ariz.
	54	Robbie Meints	So	6-2	230	Oak Grove, Minn.
NG	97	JESSE BUCHOLZ	So	6-0	290	Perham, Minn.
	95	Noah Welsh	So	5-11	250	Spicer, Minn.
DE	98	KIRBY SIEWERT	Jr.	6-4	260	Detroit Lakes, Minn.
	94	Josh Kolar	Sr	6-3	270	Coon Rapids, Minn.
OLB	42	CODY FOX	Jr	6-0	215	St. Michael, Minn.
	40	Peter Bueide	So	6-1	200	Fargo, N.D.
MLB	57	HANK VAN LIEW	Sr	5-11	205	Snoqualmie, Wash.
	51	Andrew Thompson	So	6-0	215	North Bend, Wash.
MLB	59	ALEX BERG	So	6-0	205	Moorhead, Minn.
	47	Sam Michel	Fr	5-9	190	Phoenix, Ariz.
OLB	50	DYLAN CONNOR	Sr	5-11	195	St. Peter, Minn.
	10	SEAN-PAUL GUILFORD	Jr	6-0	200	Lancaster, Calif.
	37	Max Knowlton	Jr	5-11	215	Isanti, Minn.
CB	28	LANDON MOLINE	Sr	6-2	200	Hanover, Minn.
	12	Brady Drake	Jr	5-9	165	Fargo, N.D.
ROV	07	DALLAS RAFTEVOLD	Jr	6-0	190	Fargo, N.D.
	29	Noah Taylor	So	6-0	190	Colorado Springs, Colo.
FS	16	MATT AHRNDT	Sr	6-2	205	Benson, Minn.
	23	Juwan Easley	So	6-1	180	Reno, Nev.
CB	18	AARON AHRNDT	So	5-9	155	Benson, Minn.
	33	Treyton Austvold	So	5-8	170	Spicer, Minn.

Special Teams

Pos	#	Name	Yr	Ht	Wt	Hometown
LS/SS	07	Dallas Raftevoid	Jr	6-0	190	Fargo, N.D.
H	09	Michael Herzog	Jr	6-0	195	Detroit Lakes, Minn.
P	84	Eddie Clifton	Sr	6-0	170	Buffalo, Minn.
PK	84	Eddie Clifton	Sr	6-0	170	Buffalo, Minn.
KO	84	Eddie Clifton	Sr	6-0	170	Buffalo, Minn.
KR	24	Nick Anderson	Sr	6-4	205	Lisbon, N.D.
	03	Dylan Hoerchler	Sr	6-0	175	Atwater, Minn.
PR	03	Dylan Hoerchler	Sr	6-0	175	Atwater, Minn.
	16	Matt Ahrndt	Sr	6-2	205	Benson, Minn.



Location: Moorhead, Minnesota

Team Name: Cobbers

School Colors: Maroon and Gold

Founded: 1891

Enrollment: 2,162 (all programs)

Conference: MIAC

Stadium: Jake Christiansen Stadium (7,000)

Surface: Prestige Synthetic

Affiliation: NCAA Division III

Head Coach: Terry Horan

Head Coach Office Phone: 218-299-3499

Record at School (Years): 97-37 (16th)

Sports Information Director: Jim Cella

SID Office Phone: 218-299-3194

E-Mail: cella@cord.edu

Website: <http://concordiamn.prestosports.com/landing/index>

2015 Overall Record: 7-3

2015 MIAC Record (Finish): 5-3 (3rd)





GUSTAVUS NUMERICAL ROSTER

No.	Name	Pos.	Ht.	Wt.	Yr.	Hometown/ High School
1	Elias Anderson	Fy. DB	5-7	155		Cleveland, Minn./Cleveland
1	Hunter Johnson	Jr. WR	5-8	180		Cannon Falls, Minn./Cannon Falls
2	Alvin Onkware	Fy. DB	5-9	155		Bloomington, Minn./Kennedy
2	George Buchner	Jr. WR	6-0	205		Excelsior, Minn./Minnetonka
3	Sean Kelly	So. RB	5-9	185		Shorewood, Minn./Minnetonka
3	Casey Decker	Jr. LB/P	6-1	230		Mapleton, Minn./Maple River
4	Michael Veldman	So. QB	6-4	200		Becker, Minn./Becker
5	Drew Fredericksen	Jr. WR	6-1	188		Forsyth, Ill./Maroa-Forsyth
6	Luke Martinez	Sr. RB	6-1	220		Lenexa, Kan./St. Thomas Aquinas
7	Kolt Gorg	Fy. LB	5-10	190		Blue Earth, Minn./Blue Earth Area
7	Sam Archer	So. QB	6-0	197		Zimmerman, Minn./Princeton
8	Trevor Maxwell	Sr. WR	5-10	175		Prior Lake, Minn./Prior Lake
8	Avery Bachman	Fy. WR	5-10	180		St. Peter, Minn./St. Peter
9	Sergio De Pablos Velez	Sr. DB	6-3	195		Cancun, Mexico/Instituto Cesare
9	Thomas Fischer	Fy. QB	5-11	165		Marshall, Minn./Marshall
10	Christian Haffner	Fy. QB	6-2	188		Lebanon, Tenn./Liberty
11	Zack Martinez	Sr. LB	6-1	230		Lenexa, Kan./St. Thomas Aquinas
12	Ben Rengel	So. DB	6-3	205		Sartell, Minn./Sartell
12	Matthew Garcia	Fy. RB	5-10	155		El Paso, Texas/Andress
13	Trevor Groschen	Jr. TE	6-1	205		Norwood, Minn./Central
14	Isaac Amaya	Fy. QB	5-11	160		Hobbs, N.M./Hobbs
15	Anders Raarup	Jr. LB	6-2	220		Eagan, Minn./St. Thomas Academy
16	Austin Moorhouse	Jr. WR	6-2	195		Randolph, Minn./Randolph
17	Brandon Snoberger	So. QB	6-3	210		Rice, Minn./Sartell
18	Alic Visage	Fy. QB/WR	6-1	160		Anna, Texas/Christian Homeschool
18	Mauricio Miranda Flores	Sr. DB	6-0	195		Cancun, Mexico/La Salle Cancun
19	Mitch Feske	Sr. WR	6-2	190		St. Paul, Minn./Johnson
20	Tanner Jensen	Sr. DB	6-1	170		Lewiston, Minn./Lewiston-Altura
20	Brice Panning	Fy. WR	6-3	180		Hamburg, Minn./Central
21	Karim Ortiz	Jr. RB	5-11	190		Cancun, Mexico/Leonardo Da Vinci
21	Keegan Oak	Fy. DB	6-0	185		Le Center, Minn./Tri-City United
22	Tait Kelly	Fy. DB	5-11	180		Red Wing, Minn./Red Wing
23	Dutch Claybaugh	So. DB	5-8	170		Kaneohe, Hawaii/Damien Memorial
24	Leeland Lauti	So. RB	5-8	190		Ewa, Hawaii/Damien Memorial
25	Jordan Sorensen	Sr. DB	5-5	155		St. Peter, Minn./St. Peter
26	Iker Ortiz-Hidalgo	Sr. DL	6-2	209		Cancun, Mexico/Universidad Tec Milenio
27	Matt Berkner	So. LB	6-0	215		Sleepy Eye, Minn./Sleepy Eye
28	Nathan Hajder	Jr. DB	5-11	180		Rogers, Minn./Rogers
29	Jackson Feddema	Fy. WR	5-10	155		Cleveland, Minn./Tri-City United
30	Javier Huerta	So. DB	5-4	150		St Paul, Minn./St. Paul Harding
31	Rafael Soriano-Campos	Fy. RB	6-0	190		Guadalajara, Mexico/Tecnologico de Monterrey
32	DaiVon Poole	Jr. RB	5-7	175		San Angelo, Texas/Weisbaden
33	Mohamed Mahamud	Fy. DB	5-8	160		Minneapolis, Minn./Washburn
34	Michael Orr	So. DB	5-8	174		Little Falls, Minn./Little Falls
35	Clifford McDonald	Fy. DB	5-8	152		El Paso, Texas/Captain John L. Chapin
36	Matthew Montplaisir	Fy. DB	5-11	167		Buffalo, Minn./Buffalo
37	Michael Lopez	Fy. DB	5-10	150		Mendota Heights, Minn./Henry Sibley
38	Kevin Krohn	Jr. DL	6-0	200		Richfield, Minn./Richfield
39	Harrison Hochmuth	Fy. WR	6-0	185		Cannon Falls, Minn./St. Croix Lutheran
40	Jake Krull	Fy. DB	6-1	180		Plymouth, Minn./Wayzata
41	Andrew Allen	Sr. LB	6-0	215		Richfield, Minn./Richfield
42	Jordan Kahlow	So. DB	6-0	190		Le Sueur, Minn./Le Sueur-Henderson
43	Brady Miller	So. DB	6-0	178		Delano, Minn./Delano
44	Stephen Montgomery	Fy. RB	6-2	215		Dassel, Minn./Howard Lake-Waverly-Winsted
45	Tucker Zangs	Fy. LB	6-3	180		Eden Prairie, Minn./Holy Angels
46	Dalton Kostad	Fy. LB	6-2	196		Dawson, Minn./Dawson-Boyd
47	Jake Boykin	Fy. LB	5-11	197		Las Cruces, N.M./Centennial
48	Jack Sorenson	So. LB	5-9	205		West St. Paul, Minn./St. Thomas Academy
49	Troy Ekntiphong	So. DB	5-11	190		Worthington, Minn./Worthington
50	Brandon Pogue	Fy. LB	5-9	220		Woodbury, Minn./Woodbury
51	Austin Denn	Fy. DL	6-5	225		Madelia, Minn./Madelia
54	Ryan Landherr	Sr. OL	6-4	260		Prior Lake, Minn./Prior Lake
55	Taylor MacDonald	55 DL	6-2	220		Wayzata, Minn./Wayzata
56	Tyler Jakes	Sr. LB	5-11	225		North Mankato, Minn./Mankato West
57	Tristan Schissler-Sjoberg	Jr.LB	6-1	215		Blaine, Minn./Blaine
59	Joe Theiler	Sr. OL	6-1	265		Maple Grove, Minn./Totino Grace
60	Jake Schmitz	Sr. OL	6-4	265		North Branch, Minn./North Branch
61	Ben Gilman	Fy. OL	6-4	300		Lake Crystal, Minn./LCWM
62	Jordan Grovum	Fy. OL	6-2	238		Cottage Grove, Minn./Cretin-Derham Hall
63	Nicholas Jacques	Fy. DL	6-1	235		Orono, Minn./Orono
64	Tanner Sparrow	So. DL	6-3	240		Edina, Minn./Edina
65	Ethan Stordahl	Jr. OL	6-2	250		Eden Prairie, Minn./Eden Prairie
67	Robert Walker-Moreno	Fy. OL	5-11	280		El Paso, Texas/Eastwood
68	Chris Nelson	Jr. DL	6-0	225		New London, Minn./New London-Spicer
69	Trevor Sanders	Fy. OL	6-0	282		Dexter, N.M./Dexter
70	Jeremy Pastir	Jr. OL	5-10	275		Plymouth, Minn./Benilde-St. Margaret's
71	Tommy Jech	So. OL	6-0	255		Chatfield, Minn./Chatfield
72	Tyrese Beards-Borney	Fy. DL	6-2	205		Inver Grove Heights, Minn./Simley
73	Wyatt Miller	Fy. OL	6-2	335		Stillwater, Minn./Stillwater
74	Blake Sikes	Fy. OL	5-11	260		Valrico, Fla./Newsome
75	Jake Langevin	Jr. OL	6-2	275		Cannon Falls, Minn./Cannon Falls
76	Seamus Wilson	Fy. DL	5-11	275		Eagan, Minn./Eagan
77	Matthew Villegas	Fy. OL	6-5	290		Alamogordo, N.M./Alamogordo
78	Cody Raduenz	Jr. OL	6-4	325		Elk River, Minn./Elk River
78	Zeke Erickson	Fy. DL	6-1	232		Clarks Grove, Minn./N.R.H.E.G.
79	Anthony Merten-Vasquez	So. OL	6-0	250		Inver Grove Heights, Minn./South
80	Cole Johnson	Fy. WR	6-2	180		St. Cloud, Minn./Apollo
81	Josh Kirk	Fy. WR	6-2	185		Garvin, Minn./Tracy Area
82	Jamison Beulke	So. WR	5-11	185		Montgomery, Minn./Tri-City United
83	Greg Knaack	So. WR	5-11	165		Burnsville, Minn./Academy of Holy Angels
84	Ellis Hirman	Jr. WR	6-3	190		Zumbrota, Minn./Zumbrota-Mazeppa
85	Cam Hufendick	Jr. WR	5-10	175		Minneapolis, Minn./Edina
86	Scott Eischens	Jr. WR	6-3	190		Victoria, Minn./Chanhassen
87	Brendan Boche	Jr. K	6-5	205		Lakeville, Minn./Lakeville South
88	Michael Dunne	So. WR	6-1	185		Chisago City, Minn./Chisago Lakes
89	Schuyler Thompson	Jr. LS	6-4	195		Millville, Minn./Plainview-Elgin-Millville
90	Davis Delaram	Fy. DL	6-1	285		Apple Valley, Minn./Saint Thomas Academy
91	Michael Hensch	So. TE	6-1	235		North Branch, Minn./North Branch
92	Zach LaFavor	Jr. DL	6-1	315		Le Center, Minn./New Prague, Minn.
93	Matt VanSomeren	Jr. TE	6-3	240		Milaca, Minn./Milaca
94	Brayton Finch	Fy. TE	6-2	205		Mount Morris, Ill./Oregon
95	Alex McHugh	Jr. DL	5-10	235		New Prague, Minn./New Prague
96	Abdi Muse	Fy. TE	6-3	215		St. Paul, Minn./St. Paul Central
97	Aaron Brau	Sr. DL	6-1	270		Wabasso, Minn./Wabasso
98	Nathaniel Nemitz	So. DL	6-4	235		Norwood, Minn./Central
99	Levi Folkert	Sr. DL	6-3	235		Elgin, Minn./Plainview-Elgin-Millville



GUSTAVUS PRONUNCIATION GUIDE

- 2 Alvin ON-kwahr
- 18 Alic VI-sahg
- 21 KA-rim Ortiz
- 28 Nathan HAY-der
- 36 Matthew mont-PLAY-ser
- 39 Harrison hoch-MOOTH
- 49 Troy eck-TEN-eh-PHONG
- 50 Brandon POHG
- 57 Tristan SCHIZZ-ler-SHOW-berg
- 63 Nicholas JOCKS
- 70 Jeremy PASTOR
- 75 Jake LANG-eh-vin
- 77 Matthew vee-AY-gus
- 83 Greg CA-nuck
- 96 Abdi MOO-say
- 98 Nathaniel NEE-mitz





CONCORDIA NUMERICAL ROSTER

No.	Name	Yr.	Pos.	Ht.	Wt.	Hometown/High School
01	Zach DeClusin	Sr.	RB	6-1	205	Bemidji, Minn./Bemidji
02	Austin Maanum	Jr.	RB	5-11	195	Johnson, Minn./Clinton-Graceville-Beardsley
03	Dylan Hoerchler	Sr.	WR	6-0	175	Atwater, Minn./A-C-G-C
04	Jason Montonye	Jr.	RB	6-0	190	Graceville, Minn./Clinton-Graceville-Beardsley
05	Gus Smrekar	So.	QB	6-0	170	Baldwin, N.D./St. Mary's Central
06	Kevin Marzolf	So.	WR	6-1	185	Mankato, Minn./Mankato West
07	Dallas Raftveold	Jr.	DB	6-0	190	Fargo, N.D./Fargo South
08	Tony Kostelecky	So.	K	5-10	175	Dickinson, N.D./Dickinson
09	Michael Herzog	Jr.	QB	6-0	195	Detroit Lakes, Minn./Detroit Lakes
10	Sean-Paul Guilford	Jr.	LB	6-0	200	Lancaster, Calif./Eastside (N.M.)
11	Dane Ringquist	Jr.	RB	5-10	200	Fergus Falls, Minn./Fergus Falls
12	Brady Drake	Jr.	DB	5-9	165	Fargo, N.D./Fargo Davies
13	Austin Dixon	Jr.	WR	6-1	195	Enderlin, N.D./Enderlin
14	Mitchell Hansmann	So.	FB	6-0	195	Pine City, Minn./Pine City
15	Jordan Spaeth	So.	RB	5-9	170	Waubun, Minn./Waubun
16	Matt Ahrndt	Sr.	S	6-2	205	Benson, Minn./Benson
17	Zach Kellen	Jr.	QB	6-5	230	Fargo, N.D./Fargo South
18	Aaron Ahrndt	So.	DB	5-9	155	Benson, Minn./Benson
19	Matt Bye	Fr.	QB	6-4	195	Moorhead, Minn./Moorhead
20	Dylan Raftveold	Jr.	DB	5-9	180	Fargo, N.D./Fargo South
21	Chad Johnson	Jr.	RB	6-1	210	Glyndon, Minn./Dilworth-Glyndon-Felton
22	Conor Gessell	Jr.	RB	5-10	205	Baxterd, Minn./Brainerd
23	Juwan Easley	So.	DB	6-1	180	Reno, Nev./Damonte Ranch
24	Nick Anderson	Sr.	S	6-4	205	Lisbon, N.D./Lisbon
25	Taylor Rostad	Jr.	DB	5-10	200	Fargo, N.D./Fargo South
26	Jake Erholtz	So.	DB	6-2	185	Moorhead, Minn./Moorhead
27	Logan Hatfield	Fr.	RB	5-9	195	Bemidji, Minn./Bemidji
28	Landon Moline	Sr.	DB	6-2	200	Hanover, Minn./Buffalo
29	Noah Taylor	So.	DB	6-0	190	Colorado Springs, Colo./Rampart
30	Brennan Paulsen	So.	RB	5-8	210	St. Cloud, Minn./St. Cloud Tech
31	Will Berning	Fr.	DB	5-11	175	St. Michael, Minn./St. Michael-Albertville
32	Brandon Wayne	So.	RB	5-11	195	Dilworth, Minn./Dilworth-Glyndon-Felton
33	Treyton Austvold	So.	DB	5-8	170	Spicer, Minn./New London-Spicer
34	Ryan Cihak	So.	WR	6-0	180	Detroit Lakes, Minn./Detroit Lakes
35	Anfernee Hale	So.	LB	5-11	215	Chandler, Ariz./Chandler
36	Teuntae Nash	Fr.	DB	5-10	185	Chandler, Ariz./Chandler
37	Max Knowlton	Jr.	LB	5-11	215	Isanti, Minn./Cambridge-Isanti
39	Skyler Angeles	Fr.	RB	6-0	190	Fargo, N.D./Sheyenne
40	Peter Bueide	So.	LB	6-1	200	Fargo, N.D./Fargo Oak Grove
41	Ethan Eagerton	Fr.	DB	6-0	195	Tucson, Ariz./Empire
42	Cody Fox	Jr.	LB	6-0	215	St. Michael, Minn./St. Michael-Albertville
43	Tim Wilbur	So.	RB	6-2	185	Cold Spring, Minn./ROCORI
44	Kyle Martin	Fr.	LB	6-1	205	Lakeville, Minn./Lakeville South
45	Brad Lidberg	So.	DB	6-0	195	St. Cloud, Minn./St. Cloud Tech
46	Pierce Moline	So.	DB	6-6	210	Plymouth, Minn./Buffalo
47	Sam Michel	Fr.	LB	5-9	190	Phoenix, Ariz./Barry Goldwater
48	Spencer Ogden	So.	FB	6-3	225	Annandale, Minn./Annandale
50	Dylan Connor	Sr.	LB	5-11	195	St. Peter, Minn./St. Peter
51	Andrew Thompson	So.	LB	6-0	215	North Bend, Wash./Mount Si
52	Erik Manning	Fr.	DL	6-3	255	Breckenridge, Minn./Breckenridge
53	Kyle Knaeble	So.	DL	6-2	220	Big Lake, Minn./Big Lake
54	Robert Meints	So.	DL	6-2	230	Oak Grove, Minn./St. Francis
55	Ethan Feil	Sr.	C	6-3	260	Fortuna, N.D./Divide County
56	Brandon Bundgaard	So.	OL	6-0	250	Moorhead, Minn./Moorhead
57	Hank Van Liew	Sr.	LB	5-11	200	Snoqualmie, Wash./Mount Si
58	Jared Ratka	Fr.	DL	6-3	225	Foley, Minn./Foley
59	Alex Berg	So.	LB	6-0	205	Moorhead, Minn./Fargo Shanley
60	Max Nelson	Jr.	OL	6-3	240	St. Joseph, Minn./ROCORI
62	Jordan Christensen	Jr.	OL	6-5	275	Campbell, Minn./Breckenridge
63	Jon Asprey	Sr.	OG	6-3	240	Brainerd, Minn./Brainerd
64	Matt Pierce	Fr.	OL	6-4	250	Horace, N.D./Sheyenne
65	Tyler Gebhart	Sr.	OT	6-4	240	Detroit Lakes, Minn./Detroit Lakes
66	Hans Solberg	Fr.	OL	6-4	290	Jordan, Minn./Jordan
67	Zach Ettel	Fr.	OL	6-1	310	Melrose, Minn./Melrose
68	Scott Fischer	So.	OL	6-3	255	Cold Spring, Minn./ROCORI
69	Gunnar Kollman	So.	DL	5-11	255	Fargo, N.D./Fargo Davies
70	Adam Frazier	Jr.	OL	6-4	300	Seattle, Wash./Ingraham
71	Jacob Frey	Fr.	OL	6-3	295	Waconia, Minn./Waconia
72	Brandon Knisley	So.	OL	6-1	270	New London, Minn./New London-Spicer
74	Josh Berg	Sr.	OL	6-2	275	Moorhead, Minn./Fargo Shanley
75	Alex Piepkorn	Sr.	OL	6-4	280	Fargo, N.D./Fargo North
76	Ryan Hethcote	Fr.	OL	6-1	280	Eagle, Colo./Vail Christian
77	Andrew McDonnell	Jr.	OT	6-7	280	Spicer, Minn./New London-Spicer
78	Sam Langmo	So.	OL	6-2	245	Litchfield, Minn./Litchfield
79	Joel King	Fr.	OL	6-3	270	Fergus Falls, Minn./Fergus Falls
80	Philip Johnson	So.	WR	6-5	205	Page, N.D./Northern Cass
82	Brett Brenden	Jr.	WR	6-4	205	Rothsay, Minn./Rothsay
83	Alex Diaz	Fr.	K	5-7	190	Pelican Rapids, Minn./Pelican Rapids
84	Eddie Clifton	Sr.	K/P	6-0	170	Buffalo, Minn./Buffalo
85	Matt Connelly	Sr.	WR	6-0	190	Fargo, N.D./Fargo North
86	Joe Hendrickson	Sr.	WR	6-2	220	Lennox, S.D./Lennox
87	Tristen Nelson	Fr.	WR	6-4	205	Moorhead, Minn./Moorhead
88	Austin Grove	So.	WR	6-5	190	Willmar, Minn./Willmar
89	Tommy Pavek	Fr.	WR	6-1	190	Waubun, Minn./Mahnomon
90	Hayden Karr	Jr.	DL	6-4	250	Glendale, Ariz./Centennial
91	Simon Kasper	Jr.	DL	6-1	225	Fergus Falls, Minn./Fergus Falls
92	Wyatt Schultz	So.	DL	6-0	310	Detroit Lakes, Minn./Hillsboro (N.D.)
93	Tim Duffy	Fr.	DL	6-1	285	Apple Valley, Minn./Eastview
94	Joshua Kolar	Sr.	DL	6-3	270	Coon Rapids, Minn./Coon Rapids
95	Noah Welsh	So.	DL	5-11	250	Spicer, Minn./New London-Spicer
96	Mitch Gullickson	So.	DL	6-0	220	New Prague, Minn./New Prague
97	Jesse Bucholz	So.	DL	6-0	290	Perham, Minn./Perham
98	Kirby Siewert	Jr.	DL	6-4	260	Detroit Lakes, Minn./Detroit Lakes
99	Brenan Hammer	Fr.	DL	6-5	315	Dillon, Mont., Beaverhead County



HEAD COACH PETER HAUGEN

Years At Gustavus: 8
Record At Gustavus: 35-39
Office Phone: 507-933-7660
Email: phaugen2@gustavus.edu

THE HAUGEN FILE

Hometown

- Minneapolis, Minnesota

Education

- Bachelor's Degree: Physical Education (Bethel `91)
- Master's Degree: Educational Leadership (Bethel `98)
- Educational Administrative Licensure K-12 (Saint Mary's `07)

Family

- Wife, Brenda; children Zeke, Zoe, and Zetta

Coaching

- 1992-93 – Offensive Line Coach, Bethel University
- 1994-2008 – Head Coach, Washburn High School

Program Principles

- Vision: To be a team of trusted Leaders, Scholars, and Servants who live a life of purpose and share a passion to be champions.

Program Outcomes

- Relationships Forged, Growth Challenged, Paths Defined

Year-By-Year At Gustavus

Year	Overall	MIAC	Conf. Finish
2009	4-6	3-5	7th
2010	4-6	3-5	6th
2011	2-8	2-6	7th
2012	3-7	2-6	7th
2013	6-4	4-4	5th
2014	6-4	4-4	5th
2015	7-3	5-3	3rd
2016	3-1	1-1	
TOTALS	35-39	24-34	0 Titles

Peter Haugen, a native of Minneapolis and a 1991 graduate of Bethel University, enters his eighth year as head football coach at Gustavus Adolphus College for the 2016 season.

Last season, Haugen earned MIAC Co-Coach-of-the-Year honors after directing the Gustavus football team to a 7-3 overall record and a third place finish in the MIAC at 5-3. Haugen shared the honor with St. Thomas coach Glen Caruso and became the first Gustavus coach to earn the award since 1987 when Dennis Raarup was named Coach-of-the-Year after going undefeated in the MIAC. The seven wins in 2015 were the most by Gustavus since 2001 and the third place finish in the league was the best since 2002. After posting a combined record of 13-27 in his first four seasons at Gustavus, Haugen has since turned the program around by going 19-11 in the past three seasons for a combined coaching record of 32-38 and 23-33 in the MIAC.

In the MIAC's 2015 post-season honors, first team all-conference recipients included quarterback Mitch Hendricks (Sr., Bemidji, Minn.), receivers Matthew Boyce (Sr., Excelsior, Minn.) and Gabriel Boyce (Sr., Excelsior, Minn.), offensive lineman Scott Newby (Sr., Lakeville, Minn.), and defensive back Nick Frandsen (Sr., North Oaks, Minn.). Matthew Boyce and Mitch Hendricks were later named to the D3football.com All-West Region Team, while Matthew Boyce was selected to the D3football.com All-America Team for the second consecutive season.

Haugen, who was the head football coach at Washburn High School for 15 years prior to coming to Gustavus, compiled an overall record of 111-44 during that span, while winning 11 league championships and posting a league record of 76-8. He directed the Millers to the Class AAAA quarterfinals in 2007 finishing with a mark of 9-3. In his last season as the Millers' head coach, Haugen's squad posted a mark of 8-2. While building the program at Washburn, Haugen increased player participation from 35 players in 1994 to 110 players in 2008. He also implemented academic monitoring and meal programs for student-athletes as well as creating and directing the highly successful Washburn Athletic Leadership Academy. He has also served as the chair of the Minneapolis Football Conference and he is an active clinician working at many local and regional clinics including the NIKE Coach of the Year clinic. Haugen was also a member of the Metro coaching staff for the Minnesota All-Star game in 1998. He started his coaching career at his alma mater, serving as the offensive line coach during the 1992 and 1993 seasons. A three-sport standout at Bethel, Haugen was a starting tight end on the football team, a starting goaltender on the hockey team, and a starting catcher on the baseball team in the late '80s and early '90s. In his senior year, he earned all-conference honors in football, and was selected Most Valuable Player of the hockey team.

Haugen became the 17th head coach in the 100-season history of Gustavus football in 2009. The Golden Gusties have a long and storied football tradition that includes 22 MIAC titles. The program ranks in the top-50 all-time in Division III (out of 235 institutions) with a 58.2 winning percentage (486-346-21). The Gusties will soon join an elite group of 53 NCAA Division III institutions whose football teams have won 500 games.

Along with great teams, Gustavus has also been blessed with many outstanding individual players, which includes 25 players who have received All-America honors, 13 who have received CoSIDA Academic All-America honors, and five who have received NCAA Postgraduate Scholarships.

Peter, and his wife, Brenda live in St. Peter with their three children, Zeke, Zoe, and Zetta.



THE LAST TIME IT HAPPENED...

Individual Rushing

100+ Yards: 155 - Karim Ortiz vs. Hamline (9/24/16)
 200+ Yards: 264 - Jeffrey Dubose vs. Carleton (11/9/13)
 3+ Touchdowns: 3 - Luke Martinez vs. Westminster (9/3/16)
 4+ Touchdowns: 4 - Jeffrey Dubose vs. Carleton (11/9/13)
 Run of 50+ Yards: 61 - Mitch Hendricks vs. Carleton (10/4/14)
 30+ Carries: 34 - Karim Ortiz vs. Hamline (9/24/16)
 Opponent 100+ Yards: 102 - Michael Diggins, UW-River Falls (9/10/16)

Individual Passing

300+ Yards: 363 - Mitch Hendricks vs. Concordia (11/7/15)
 400+ Yards: 504 - Mitch Hendricks vs. Augsburg (9/27/14)
 500+ Yards: 504 - Mitch Hendricks vs. Augsburg (9/27/14)
 30+ Completions: 31 - Mitch Hendricks vs. Hamline (9/19/15)
 50+ Attempts: 54 - Mitch Hendricks vs. Concordia (11/8/14)
 4+ Touchdowns: 4 - Mitch Hendricks vs. Concordia (11/7/15)
 5+ Touchdowns: 5 - Mitch Hendricks vs. St. Olaf (10/10/15)
 6+ Touchdowns: 7 - Mitch Hendricks vs. Augsburg (9/27/14)
 Opponent 300+ Yards: 475 - Justice Spriggs, Hamline (9/24/16)

Individual Receiving

100+ Yards: 104 - Hunter Johnson vs. Hamline (9/24/16)
 200+ Yards: 217 - Matt Boyce vs. Crown (9/5/15)
 3+ Touchdowns: 3 - Jake Douglas vs. St. Olaf (10/10/15)
 Reception of 50+ Yards: 85 - Matt Boyce vs. Concordia (11/7/15)
 10+ Receptions: 11 - Matt Boyce vs. Saint John's (10/17/15)
 Multiple Players w/100+ Receiving Yards: Matt Boyce (117), Gabe Boyce (102) (11/15/14)
 Opponent 100+ Yards: 118 - Harrison Jones, Hamline (9/24/16)

Individual Special Teams

Punt Return TD: Ethan Armstrong vs. Macalester (10/21/06)
 Kickoff Return TD: Greg Lane vs. Concordia (11/14/09)
 Blocked Punt Return TD: Kevin Krohn vs. UW-River Falls (9/10/16)
 Field Goal of 40+ Yards: 42 - Tom Huepenbecker vs. Mayville (9/17/11)
 Field Goal of 50+ Yards: 52 - Ryan Boutwell vs. Macalester (9/20/97)
 Punt of 60+ Yards: 62 - Jordan Rudenick vs. Simpson (9/8/12)
 Punt of 70+ Yards: 74 - Shane McClinton vs. St. Thomas (10/5/96)
 Opponent Punt Return TD: Zach Schwalback, Hamline (9/19/15)
 Opponent Kick Return TD: H. Bourne-McFarlane, Augsburg (9/15/12)

Individual Defense

2+ Interceptions: 2 - Michael Hintze vs. Bethel (11/1/14)
 3+ Interceptions: 3 - Mike Fabel vs. Concordia (11/15/08)
 Interception Return TD: Jordan Kahlow vs. Hamline (9/24/16)
 Fumble Return TD: Beau Bachman vs. Hamline (10/5/13)
 3+ Sacks: 3.0 - Andrew Lonneman vs. Simpson (9/8/12)

Team Rushing

200+ Yards: 233 vs. Hamline (9/24/16)
 300+ Yards: 320 vs. St. Olaf (9/22/12)
 Fewer Than 100 Yards: 85 vs. Concordia (11/7/15)
 Negative Yards: -6 vs. Bethel (10/16/10)
 Multiple Players w/100+ Yards: Jeffrey Dubose (131) and Muresuk Mena (116) vs. Hamline (9/29/12)
 4+ Touchdowns: 4 vs. Westminster (9/3/16)
 5+ Touchdowns: 5 vs. Hamline (9/19/15)
 50+ Carries: 54 vs. St. Thomas (10/11/03)
 Opponent 200+ Yards: 201 vs. Concordia (11/7/15)
 Opponent 300+ Yards: 413 vs. Bethel (10/31/15)
 Opponent Fewer than 100 Yards: 17 vs. Hamline (9/24/16)
 Opponent Negative Yards: -16 vs. Macalester (9/25/99)

Team Passing

300+ Yards: 363 vs. Concordia (11/7/15)
 400+ Yards: 402 vs. St. Olaf (10/10/15)
 Fewer Than 100 Yards: 77 vs. St. Olaf (9/22/12)
 30+ Completions: 31 vs. Hamline (9/19/15)
 50+ Attempts: 55 vs. Concordia (11/8/14)
 4+ Touchdowns: 4 vs. Concordia (11/7/15)
 5+ Touchdowns: 5 vs. St. Olaf (10/10/15)
 6+ Touchdowns: 7 vs. Augsburg (9/27/14)
 Opponent 300+ Yards: 475 vs. Hamline (9/24/16)
 Opponent Fewer Than 100 Yards: 17 vs. Carleton (11/12/11)

Team Scoring

40+ Points: 40 vs. Hamline (9/24/16)
 50+ Points: 58 vs. St. Olaf (10/10/15)
 60+ Points: 63 vs. Carleton (10/3/15)
 Opponent 40+ Points: 42 vs. Hamline (9/24/16)
 Opponent 50+ Points: 57 vs. St. Thomas (11/15/14)
 Was Shut Out: 10/13/12 vs. Valley City State
 Shut Out Opponent: 9/12/15 vs. Lake Forest (49-0)

Team Offense

400+ Total Yards: 479 vs. Westminster (9/3/16)
 500+ Total Yards: 506 vs. Hamline (9/24/16)
 600+ Total Yards: 683 vs. Crown (9/5/15)
 Fewer Than 100 Total Yards: 97 vs. Bethel (10/16/10)

Team Defense

Opponent Fewer Than 150 Yards: 58 vs. Carleton (10/4/14)
 Opponent More Than 400+ Yards: 492 vs. Hamline (9/24/16)
 Opponent More Than 500+ Yards: 523 vs. Bethel (10/31/15)

Overtime

Win: 23-20 vs. Saint John's 2OT (11/2/13)
 Loss: 20-27 vs. St. Olaf 2OT (11/8/08)



2016 MIAC STATISTICAL LEADERS

TEAM STATISTICS - TOTAL OFFENSE

Rk	Team	GP	Rush	Pass	Tot./Off.	YPG	Pts.	PPG
1	Hamline	3	368	1046	1414	471.3	92	30.7
2	Bethel	4	807	1073	1880	470.0	144	36.0
3	Saint John's	4	784	951	1735	433.8	154	38.5
4	St. Thomas	4	737	961	1698	424.5	194	48.5
5	Gustavus	4	790	864	1654	413.5	134	33.5
6	St. Olaf	4	369	984	1353	338.3	116	29.0
7	Concordia	3	704	248	952	317.3	59	19.7
8	Carleton	4	341	702	1043	260.8	71	17.8
9	Augsburg	4	267	750	1017	254.3	76	19.0

PASSING

Rk	Name	Team	GP	Comp.	Att.	Pct.	Yds.	Y/G	Y/A	TD	Int.	Long
1	J Spriggs	Hamline	3	75	106	70.8%	1046	348.7	9.9	10	3	40
2	J Erdmann	Saint John's	4	55	81	67.9%	872	218.0	10.8	15	2	78
3	A Dzurik	Bethel	4	80	139	57.6%	864	216.0	6.2	6	3	68
4	A Fenske	St. Thomas	4	41	74	55.4%	738	184.5	10.0	7	1	71
5	J Goldstein	St. Olaf	4	68	110	61.8%	707	176.8	6.4	8	3	63
6	S Keis	Augsburg	3	41	63	65.1%	351	117.0	5.6	3	3	31
7	Z Creighton	Carleton	4	52	100	52.0%	436	109.0	4.4	2	4	28
8	C Haffner	Gustavus	4	23	36	63.9%	385	96.3	10.7	5	1	82
9	R Guyton Jr.	Augsburg	4	28	76	36.8%	384	96.0	5.1	1	3	44
10	M Herzog	Concordia	3	29	50	58.0%	243	81.0	4.9	1	0	18

RUSHING

Rk	Name	Team	GP	Rush	Yds.	Y/G	Avg.	TD	Long	Fum.	Lost.
1	K Ortiz	Gustavus	3	71	386	128.7	5.4	4	43	-	-
2	J Parks	St. Thomas	3	25	256	85.3	10.2	4	70	-	-
3	B Tusler	Bethel	4	59	336	84.0	5.7	9	59	-	-
4	M Herzog	Concordia	3	45	202	67.3	4.5	2	54	4	1
5	Z Creighton	Carleton	4	56	253	63.3	4.5	3	84	3	1
6	D Ringquist	Concordia	3	21	173	57.7	8.2	1	61	-	-
7	J Montonye	Concordia	3	21	151	50.3	7.2	2	39	-	-
8	T Bolton	Augsburg	4	51	198	49.5	3.9	2	36	2	2
9	T Trettel	St. Thomas	4	43	193	48.3	4.5	4	39	1	0
10	G Bloom	Bethel	4	33	161	40.3	4.9	2	19	-	-

RECEIVING

Rk	Name	Team	GP	Rec.	Rec./G	Yds.	Y/G	Avg.	TD	Lg.
1	B Marquardt	Bethel	3	28	9.3	411	137.0	14.7	3	68
2	H Johnson	Gustavus	4	24	6.0	345	86.3	14.4	3	34
3	J Harris	Hamline	3	19	6.3	245	81.7	12.9	5	33
4	N Kampa	Hamline	3	14	4.7	236	78.7	16.9	1	40
5	N Heenie	Augsburg	4	24	6.0	297	74.3	12.4	1	39
6	J Reed	St. Thomas	4	7	1.8	293	73.3	41.9	3	71
7	E Clark	Saint John's	4	12	3.0	288	72.0	24.0	7	68
8	H Jones	Hamline	3	11	3.7	194	64.7	17.6	2	39
9	C Madden	Carleton	3	21	7.0	193	64.3	9.2	2	26
10	C Henderson	St. Olaf	4	18	4.5	234	58.5	13.0	1	47



2016 MIAC STATISTICAL LEADERS

TEAM STATISTICS - DEFENSE

Rk.	Name	GP	PPG	Pts.	Yds./G	Pass Y/G	Rush Y/G	Tkl./G	INT	FumRec	Sack	TD
1	Hamline	3	18.7	56	374.7	245.3	129.3	60.3	5	5	5	0
2	Bethel	4	34.5	138	446.5	301.8	144.8	81.5	2	0	9	1
3	Saint John's	4	14.3	57	210.5	130.0	80.5	65.5	9	3	9	0
4	St. Thomas	4	13.5	54	224.8	163.5	61.3	67.3	6	5	15	2
5	Gustavus	4	20.5	82	341.5	261.8	79.8	64.8	5	1	7	2
6	St. Olaf	4	37.0	148	405.5	137.8	267.8	93.3	3	1	6	1
7	Concordia	3	16.7	50	323.0	221.7	101.3	76.3	-	1	2	-
8	Carleton	4	45.8	183	484.5	324.5	160.0	71.0	6	3	2	0
9	Augsburg	4	22.5	90	329.0	191.8	137.3	78.8	5	4	7	2

KICKING

Rk	Name	Team	GP	FGM	FGA	Pct.	Lg.	XPM	XPA	PCT	Pts.
1	B Boche	Gustavus	4	2	5	40%	39	18	18	100%	24
2	B Davis	Carleton	4	5	5	100%	27	8	8	100%	23
3	A Johnson	Saint John's	4	1	1	100%	37	19	22	86%	22
4	T Hanson	Augsburg	4	2	3	67%	45	10	10	100%	16
4	K McMahan	St. Olaf	4	1	1	100%	42	13	13	100%	16
6	C Schmitz	St. Thomas	4	0	1	0%	0	15	17	88%	15
7	B Hottle	Bethel	4	1	2	50%	26	11	15	73%	14

PUNTING

Rk	Name	Team	GP	Punt	Yds.	Avg.	Lg.	in20	FC	TB	Blk.
1	K Johnson	Hamline	3	13	512	39.4	60	3	0	2	0
2	G Meyers	Augsburg	4	23	838	36.4	59	7	1	0	0
3	T Woods	St. Olaf	4	20	728	36.4	51	3	2	2	3
4	A Pearson	Carleton	3	16	580	36.3	61	0	1	1	1
5	E Clifton	Concordia	3	13	442	34.0	62	5	1	0	0

RETURNS

Rk	Name	Team	KR	Yds.	Avg.	TD	Lg.	PR	Yds.	Avg.	TD	Lg.
1	U Smith-Brewer	Augsburg	6	172	28.7	0	51	-	-	-	-	-
2	M Jackson	Saint John's	6	144	24.0	0	31	7	105	15.0	0	40
3	B Bomsta	Bethel	8	186	23.3	0	34	-	-	-	-	-
4	D Saline	Carleton	13	278	21.4	0	38	4	12	3.0	0	6
5	T Stiltner	Hamline	4	85	21.3	0	24	-	-	-	-	-
6	T Peterson	St. Olaf	5	101	20.2	0	26	8	68	8.5	0	15
7	K Willis	St. Olaf	7	140	20.0	0	26	-	-	-	-	-
8	H Johnson	Gustavus	8	152	19.0	0	52	7	84	12.0	0	24

DEFENSE

Rk	Name	Team	FP	Tkl.	Ast.	Tot.	Tkl./G	Sck.	Yds.	TFL	Yds.	FF	FR	Yds.	Int.	Yds.	Brup	Blk.
1	L Dahl	St. Olaf	4	13	27	40	10.0	-	-	1.5	3	-	-	-	-	-	-	-
2	L Hernandez	Augsburg	4	9	30	39	9.8	-	-	2.5	4	-	-	-	-	-	-	1
3	D Brown	Bethel	4	14	23	37	9.3	2	12	3.5	15	-	-	-	1	55	4	2
4	K Ngyuen	Augsburg	4	13	21	34	8.5	3	16	5.5	18	1	-	-	1	7	-	1
5	E McGregor	Carleton	4	19	13	32	8.0	-	-	1.5	2	-	-	-	1	3	4	-
6	A Wollenberg	Bethel	4	17	13	30	7.5	-	-	0	-	-	-	-	-	-	-	5
6	C Yahn	St. Olaf	4	15	15	30	7.5	-	-	5	7	1	-	-	-	-	-	1
8	P Anderson	Saint John's	4	9	20	29	7.3	-	-	5	9	1	-	-	1	0	-	-
9	J Lee	Bethel	4	8	20	28	7.0	-	-	2	6	-	-	-	-	-	-	4



2016 GUSTAVUS FOOTBALL STATISTICS

Golden Gustie Football Gustavus Adolphus Overall Team Statistics (as of Sep 29, 2016) All games

Team Statistics	GAC	OPP
SCORING	134	82
Points Per Game	33.5	20.5
FIRST DOWNS	92	68
Rushing	44	19
Passing	44	45
Penalty	4	4
RUSHING YARDAGE	790	327
Yards gained rushing	888	448
Yards lost rushing	98	121
Rushing Attempts	185	101
Average Per Rush	4.3	3.2
Average Per Game	197.5	81.8
TDs Rushing	8	2
PASSING YARDAGE	864	1035
Comp-Att-Int	64-98-2	89-162-6
Average Per Pass	8.8	6.4
Average Per Catch	13.5	11.6
Average Per Game	216.0	258.8
TDs Passing	7	9
TOTAL OFFENSE	1654	1362
Total Plays	283	263
Average Per Play	5.8	5.2
Average Per Game	413.5	340.5
KICK RETURNS: #-Yards	14-211	21-410
PUNT RETURNS: #-Yards	8-105	3-10
INT RETURNS: #-Yards	6-232	2-7
KICK RETURN AVERAGE	15.1	19.5
PUNT RETURN AVERAGE	13.1	3.3
INT RETURN AVERAGE	38.7	3.5
FUMBLES-LOST	10-5	3-1
PENALTIES-Yards	23-193	24-191
Average Per Game	48.2	47.8
PUNTS-Yards	14-485	23-775
Average Per Punt	34.6	33.7
Net punt average	33.9	29.1
KICKOFFS-Yards	24-1381	18-975
Average Per Kick	57.5	54.2
Net kick average	54.0	38.3
TIME OF POSSESSION/Game	33:07	26:53
3RD-DOWN Conversions	21/51	24/62
3rd-Down Pct	41%	39%
4TH-DOWN Conversions	7/8	5/9
4th-Down Pct	88%	56%
SACKS BY-Yards	8-37	5-33
MISC YARDS	0	0
TOUCHDOWNS SCORED	18	11
FIELD GOALS-ATTEMPTS	2-5	2-3
ON-SIDE KICKS	0-0	0-0
RED-ZONE SCORES	(12-16) 75%	(8-11) 73%
RED-ZONE TOUCHDOWNS	(10-16) 63%	(7-11) 64%
PAT-ATTEMPTS	(18-18) 100%	(8-10) 80%
ATTENDANCE	2556	1865
Games/Avg Per Game	2/1278	2/932
Neutral Site Games		0/0

Score by Quarters	1st	2nd	3rd	4th	OT	Total
Gustavus Adolphus	24	38	49	23	0	134
Opponents	10	31	0	41	0	82



2016 GUSTAVUS FOOTBALL STATISTICS

Golden Gustie Football Gustavus Adolphus Overall Individual Statistics (as of Sep 29, 2016) All games

Rushing	gp	att	gain	loss	net	avg	td	lg	avg/g
Karim Ortiz	4	78	419	6	413	5.3	4	43	103.2
Luke Martinez	2	23	143	4	139	6.0	3	28	69.5
DaiVon Poole	4	23	122	2	120	5.2	0	36	30.0
C. Haffner	3	15	60	8	52	3.5	0	20	17.3
Jamison Beulke	4	7	44	5	39	5.6	0	16	9.8
D. Fredericksen	4	3	18	4	14	4.7	0	14	3.5
Michael Veldman	2	7	23	12	11	1.6	1	9	5.5
Sam Archer	4	17	46	37	9	0.5	0	13	2.2
Rafael Soriano	1	2	5	0	5	2.5	0	5	5.0
Casey Decker	4	1	4	0	4	4.0	0	4	1.0
Hunter Johnson	4	4	4	10	-6	-1.5	0	3	-1.5
TEAM	4	5	0	10	-10	-2.0	0	0	-2.5
Total	4	185	888	98	790	4.3	8	43	197.5
Opponents	4	101	448	121	327	3.2	2	43	81.8

Passing	gp	effic	comp-att-int	pct	yds	td	lg	avg/g
C. Haffner	3	194.00	23-36-1	63.9	385	5	82	128.3
Michael Veldman	2	185.29	27-34-0	79.4	350	2	41	175.0
Sam Archer	4	81.56	14-28-1	50.0	129	0	16	32.2
Total	4	158.85	64-98-2	65.3	864	7	82	216.0
Opponents	4	119.53	89-162-6	54.9	1035	9	40	258.8

Receiving	gp	no.	yds	avg	td	lg	avg/g
Hunter Johnson	4	24	345	14.4	3	34	86.2
George Buchner	4	10	132	13.2	1	41	33.0
Jamison Beulke	4	9	155	17.2	2	82	38.8
Jackson Feddema	3	5	37	7.4	0	12	12.3
D. Fredericksen	4	4	44	11.0	0	14	11.0
Luke Martinez	2	4	36	9.0	0	13	18.0
Brayton Finch	2	2	40	20.0	1	24	20.0
DaiVon Poole	4	2	29	14.5	0	20	7.2
Karim Ortiz	4	2	19	9.5	0	12	4.8
Michael Hensch	3	1	17	17.0	0	17	5.7
Ellis Hirman	3	1	10	10.0	0	10	3.3
Total	4	64	864	13.5	7	82	216.0
Opponents	4	89	1035	11.6	9	40	258.8

Punt Returns	no.	yds	avg	td	lg
Hunter Johnson	7	84	12.0	0	24
Matt Berkner	1	18	18.0	0	0
Kevin Krohn	0	3	0.0	1	3
Total	8	105	13.1	1	24
Opponents	3	10	3.3	0	5

Interceptions	no.	yds	avg	td	lg
Casey Decker	2	93	46.5	1	75
Sergio DePablos	1	28	28.0	0	28
Brady Miller	1	64	64.0	0	64
Jordan Kahlow	1	46	46.0	1	46
Dutch Claybaugh	1	1	1.0	0	0
Total	6	232	38.7	2	75
Opponents	2	7	3.5	0	7

Kick Returns	no.	yds	avg	td	lg
Hunter Johnson	8	152	19.0	0	52
Jamison Beulke	3	48	16.0	0	18
D. Fredericksen	1	0	0.0	0	0
Iker Ortiz	1	11	11.0	0	11
Michael Hensch	1	0	0.0	0	0
Total	14	211	15.1	0	52
Opponents	21	410	19.5	0	51

Fumble Returns	no.	yds	avg	td	lg
Total	0	0	0.0	0	0
Opponents	0	0	0.0	0	0



2016 GUSTAVUS FOOTBALL STATISTICS

Golden Gustie Football Gustavus Adolphus Overall Defensive Statistics (as of Sep 29, 2016) All games

#	Defensive Leaders	gp	Tackles			tfl/yds	Sacks		Pass defense			Fumbles		blkd	
			ua	a	tot		no-yds	int-yds	brup	qbh	rcv-yds	ff	kick	saf	
42	Jordan Kahlow	4	14	9	23	1.5-1	.	1-46	2	
11	Zack Martinez	4	7	13	20	2.5-9	.	.	1	
20	Tanner Jensen	4	9	7	16	.	.	.	2	
15	Anders Raarup	4	3	12	15	2.0-5	.	.	1	
23	Dutch Claybaugh	4	7	8	15	1.0-4	.	1-1	4	
26	Iker Ortiz	4	6	6	12	4.5-21	2.0-15	.	1	.	.	1	.	.	
25	Jordan Sorensen	4	8	4	12	.	.	.	2	
9	Sergio DePablos	4	6	6	12	.	.	1-28	
56	Tyler Jakes	3	5	6	11	2.0-3	.	.	1	
24	Leeland Lauti	4	4	7	11	1.0-1	
28	Nathan Hajder	4	9	2	11	0.5-0	
97	Aaron Brau	3	5	6	11	3.5-9	1.5-6	
27	Matt Berkner	4	4	5	9	2.0-4	1.0-2	1	.	
41	Andrew Allen	4	2	7	9	1.5-10	1.0-10	
99	Levi Folkert	4	5	3	8	2.5-11	1.0-8	.	3	
43	Brady Miller	3	4	3	7	.	.	1-64	
3	Casey Decker	4	1	6	7	1.5-3	.	2-93	
92	Zach LaFavor	4	1	4	5	1-0	.	.	.	
	TM TEAM	4	5	.	5	1	
38	Kevin Krohn	4	1	3	4	0.5-1	
68	Chris Nelson	4	.	4	4	1.5-6	0.5-4	
81	Josh Kirk	4	3	1	4	
64	Tanner Sparrow	3	1	3	4	.	1.0-0	
32	DaiVon Poole	4	1	2	3	
95	Alex McHugh	2	1	2	3	
2	George Buchner	4	1	1	2	
37	Michael Lopez	3	1	1	2	.	.	.	1	
5	D. Fredericksen	4	1	1	2	
8	Trevor Maxwell	2	2	.	2	
29	Jackson Feddema	3	.	1	1	
7	Sam Archer	4	.	1	1	
22	Tait Kelly	1	.	1	1	
87	Brendan Boche	4	1	.	1	
18	M. Miranda	2	1	.	1	
82	Jamison Beulke	4	1	.	1	1.0-3	1	.	.	.	
89	S. Thompson	4	.	1	1	
94	Brayton Finch	2	1	.	1	
36	M. Montplaisir	2	1	.	1	
	Total	4	122	136	258	29-91	8-37	6-232	18	.	1-0	2	1	1	
	Opponents	4	151	166	317	17-64	5-33	2-7	10	1	5-0	5	.	.	



2016 GUSTAVUS FOOTBALL STATISTICS

Golden Gustie Football Gustavus Adolphus Team Game-by-Game (as of Sep 29, 2016) All games

TEAM STATISTICS

Date	Opponent	Rushing				Receiving				Passing				Kick Returns			Punt Returns			tot off		
		no.	yds	td	lg	no.	yds	td	lg	cmp-att-int	yds	td	lg	no.	yds	td	lg	no.	yds		td	lg
Sept 3	at Westminster College	45	204	4	28	23	275	1	32	23-27-0	275	1	32	2	12	0	12	0	0	0	0	479
Sep 10	UW-RIVER FALLS	38	85	0	19	16	185	1	41	16-27-0	185	1	41	3	58	0	25	4	53	1	20	270
Sep 17	AUGSBURG	48	268	2	43	11	131	3	30	11-18-1	131	3	30	4	93	0	52	3	28	0	21	399
Sep 24	at Hamline University	54	233	2	20	14	273	2	82	14-26-1	273	2	82	5	48	0	21	1	24	0	24	506
Gustavus Adolphus		185	790	8	43	64	864	7	82	64-98-2	864	7	82	14	211	0	52	8	105	1	24	1654
		101	327	2	43	89	1035	9	40	89-162-6	1035	9	40	21	410	0	51	3	10	0	5	1362

Games played: 4
 Avg per rush: 4.3
 Avg per catch: 13.5
 Pass efficiency: 158.85
 Kick ret avg: 15.1
 Punt ret avg: 13.1
 All purpose avg/game: 550.5
 Total offense avg/gm: 413.5

Date	Opponent	Tackles				Sacks no-yds	Fumble		Pass Defense			Blkd kick	PAT Attempts			pts		
		ua	a	total	tfl-yds		ff	fr-yds	int-yds	qbh	brup		kick	rush	rcv		saf	
Sept 3	at Westminster College	36	10	46	4.0-8	1.0-0	0	0-0	2-29	0	0	0	5-5	0	0	0	0	35
Sep 10	UW-RIVER FALLS	27	48	75	6.0-16	1.0-8	0	0-0	1-75	0	9	1	3-3	0	0	0	0	24
Sep 17	AUGSBURG	23	52	75	11.0-38	2.0-17	1	1-0	1-64	0	7	0	5-5	0	0	0	0	35
Sep 24	at Hamline University	36	26	62	8.0-29	4.0-20	1	0-0	2-64	0	2	0	5-5	0	0	0	1	40
Gustavus Adolphus		122	136	258	29.0-91	8.0-45	2	1-0	6-232	0	18	1	18-18	0	0	0	1	134
		151	166	317	17.0-64	3.0-23	5	5-0	2-7	1	10	0	8-10	0	1	0	0	82

Date	Opponent	Punting							Field Goals			Kickoffs						
		no.	yds	avg	long	blkd	tb	fc	50+	i20	md-att	long	blkd	no.	yds	avg	tb	ob
Sept 3	at Westminster College	3	118	39.3	56	0	0	0	1	1	0-0	0	0	6	365	60.8	1	0
Sep 10	UW-RIVER FALLS	5	178	35.6	44	0	0	4	0	2	1-1	27	0	5	299	59.8	1	0
Sep 17	AUGSBURG	3	100	33.3	37	0	0	1	0	0	0-3	0	0	6	329	54.8	0	0
Sep 24	at Hamline University	3	89	29.7	43	0	0	1	0	0	1-1	39	0	7	388	55.4	1	0
Gustavus Adolphus		14	485	34.6	56	0	0	6	1	3	2-5	39	0	24	1381	57.5	3	0
		23	775	33.7	50	1	0	0	2	7	2-3	45	0	18	975	54.2	3	0



2016 GAME RECAPS



GAME 1 - SEPT. 3

WESTMINSTER 6
GUSTAVUS 35

Fulton, Mo. (350)
Priest Field
75°, Sunny

FULTON, Mo. – The Gustavus football team started its 100th season on the right foot, defeating Westminster College 35-6 on Saturday afternoon. The Gusties scored touchdowns on their first two possessions and never looked back. Gustavus accumulated 479 yards of offense on 275 passing and 204 rushing. Luke Martinez (Sr., Lenexa, Kan.) had a breakout game after missing all last season due to injury as he scored three touchdowns with 129 yards on 21 carries. In his first start under center, Michael Veldman (So., Becker, Minn.) was extremely efficient, completing 21-of-25 passes for 266 yards and a touchdown. Veldman also added a six-yard rushing touchdown. Jordan Kahlow (So., Le Sueur, Minn.) led the defense with six tackles.

Westminster started with the ball and was held to just two yards on its first possession, forcing a punt. The Gusties started the ensuing drive at the Westminster 45 and quickly went to work. Martinez capped a six-play drive with a punch-in from one yard out, which was set up by a 17-yard pass from Veldman to Michael Hensch (So., North Branch, Minn.), and after the Brendan Boche (Jr., Lakeville, Minn.) extra point, Gustavus led 7-0 just over four minutes into the game.

The Gustie defense forced a three-and-out for the second straight time, giving the offense the ball back at its own 42 after the punt. Gustavus methodically moved the ball down the field and found the endzone after nine plays, including three passing plays of 10 yards or more. Veldman capped the drive with a six-yard keeper and the Gusties led 14-0 at the 4:24 mark in the first quarter.

Westminster moved the chains for the first time on the following drive, but was forced to punt after four plays. Gustavus's first play on the following drive was a nine-yard completion to George Buchner (Sr., Excelsior, Minn.), but the Westminster defense forced a fumble and got the ball back at midfield. The home team was looking to take advantage of the turnover and drove the ball down to the two-yard line, but Sergio De Pablos Velez (Sr., Cancun, Mexico) had other plans as he intercepted a pass and returned it to the Gustie 38-yard line.

The Black and Gold capitalized on the turnover as they drove the ball 62 yards in 11 plays, capped by a 13-yard touchdown pass to Hunter Johnson (Jr., Cannon Falls, Minn.) and Gustavus led 21-0 five minutes into the second quarter. The next two possessions for both teams ended in punts and the score remained 21-0 at halftime.

Gustavus started with the ball in the second half and went back to work with a nine-play scoring drive, ending with an 11-yard rushing touchdown by Martinez. The drive featured the ground game as Martinez found an opening for a 28-yard gain and Karim Ortiz (Jr., Cancun, Mexico) rushed the ball four straight times for 19 yards, which set up the Martinez touchdown.

The Gustie defense once again shut down Westminster on the following possession, giving the ball back to the offense at its own 12-yard line, setting up the longest drive of the day. The longest play of the drive was a 32-yard pass from Veldman to Johnson and the possession ended with a one-yard run from Martinez, his third score of the day, for a 35-0 advantage.

"It looked like he was his old self," Head Coach Peter Haugen said of Martinez. "He's a physical runner at the point of attack and he got better as the game went along. He's a physical, punishing runner and did a nice job today."

Westminster ended the shutout early in the fourth quarter with a 10-play, 74-yard drive, but it was too little, too late. Veldman stayed in the game until the fourth quarter and was then replaced by Sam Archer (So., Zimmerman, Minn.).

"He was efficient and made good decisions with the ball," Haugen said of Veldman. "That's the big thing. He passed well in terms of his accuracy and our receivers went out and made some big plays behind him."

Johnson was the favorite target of the day, hauling in a career-high eight catches for 115 yards and a score. Jackson Feddema (Fy., Cleveland, Minn.) made eight receptions for 37 yards.

Kahlow led the defense with six tackles, closely followed by Iker Ortiz (Sr., Cancun, Mexico) with four stops, including two tackles for loss. The Gustie defense limited Westminster's ground game to 74 yards and 226 total yards. Gustavus also dominated the time of possession 39:18-to-20:42.

"The defense was really active today," Haugen said. "I think it's a group that was really moving around. They kept Westminster off balance. Our goal going into the game was to stop their star running back and we were able to do that. It was fun to see a lot of kids get an opportunity to play and compete."

Gustavus returns to St. Peter next Saturday for its home opener against UW-River Falls. Kickoff is 1 p.m. at Hollingsworth Field.

"We're a young team and continuing to find our identity," Haugen said. "We just need to keep improving from week to week. Certainly today was a great start, but we're going to have to clean things up for sure."

Quickie Statistics (Final) Gustavus Adolphus vs Westminster College (Sept 3, 2016 at Fulton, Mo.)

	GAC	WC
Score	35	6
FIRST DOWNS	29	10
RUSHES-YARDS (NET)	45-204	21-73
PASSING YDS (NET)	275	140
Passes Att-Comp-Int	27-23-0	31-16-2
TOTAL OFFENSE PLAYS-YARDS	72-479	52-213
Fumble Returns-Yards	0-0	0-0
Punt Returns-Yards	0-0	0-0
Kickoff Returns-Yards	2-12	5-97
Interception Returns-Yards	2-29	0-0
Punts (Number-Avg)	3-36.3	7-29.6
Fumbles-Lost	4-2	0-0
Penalties-Yards	4-39	1-5
Possession Time	39:18	20:42
Third-Down Conversions	4 of 10	6 of 10
Fourth-Down Conversions	2 of 2	0 of 0
Red-Zone Scores-Chances	5-6	0-1

Gustavus Adolphus							Westminster College								
Rushing	No.	Gain	Loss	Net	TD	Lg	Avg	Rushing	No.	Gain	Loss	Net	TD	Lg	Avg
Luke Martinez	21	133	4	129	3	28	6.1	Trent White	8	49	2	47	0	17	5.9
Da'Von Poole	8	37	0	37	0	11	4.6	Latif Adams	13	29	3	26	0	6	2.0
Karim Ortiz	7	27	0	27	0	8	3.9								
Michael Veldman	6	19	12	7	1	9	1.2								
Passing	C-A-I	Yds	TD	Long	Sack			Passing	C-A-I	Yds	TD	Long	Sack		
Michael Veldman	21-25-0	266	1	32	1			Trent White	15-30-2	131	1	37	1		
Sam Archer	2-2-0	9	0	6	0			Jacob Money	1-1-0	9	0	9	0		
Receiving	No.	Yards	TD	Long				Receiving	No.	Yards	TD	Long			
Hunter Johnson	8	115	1	32				Mike Washington	6	104	0	37			
Jackson Feddema	5	37	0	12				Matt Quarles	3	9	0	5			
Jamison Beulke	3	35	0	16				Teddy Deas	2	21	1	11			
George Buchner	3	25	0	10				Latif Adams	2	5	0	4			
Punting	No.	Yds	Avg	Long	In20	TB		Punting	No.	Yds	Avg	Long	In20	TB	
Casey Decker	3	109	36.3	56	1	0		Ian Pietenik	7	207	29.6	43	3	0	
Punt Returns	No.	Yards	TD	Long				Punt Returns	No.	Yards	TD	Long			
Kick Returns	No.	Yards	TD	Long				Kick Returns	No.	Yards	TD	Long			
D. Fredericksen	1	0	0	0				Matt Quarles	4	87	0	29			
Hunter Johnson	1	12	0	12				Ketrick Large	1	10	0	10			
Tackles	UA-A	Total	Sacks	TFL				Tackles	UA-A	Total	Sacks	TFL			
Jordan Kahlow	4-2	6	0.0	0.0				Kyle Kroll	11-2	13	0.0	0.0			
TEAM	5-0	5	0.0	0.0				Zach Roseman	7-5	12	0.0	0.5			
Iker Ortiz	4-0	4	0.0	2.0				Bret Robertson	6-6	12	0.0	1.5			
Nathan Hajder	3-0	3	0.0	0.0				Jacob Money	3-2	5	0.0	1.0			

Qtr	Time	Scoring Play	V-H
1st	10:44	GAC - Luke Martinez 1 yd run (Brendan Boche kick), 6-45 3:04	7-0
	04:24	GAC - Michael Veldman 6 yd run (Brendan Boche kick), 9-58 4:38	14-0
2nd	10:00	GAC - Hunter Johnson 13 yd pass from Michael Veldman (Brendan Boche kick), 11-62 4:50	21-0
3rd	10:46	GAC - Luke Martinez 11 yd run (Brendan Boche kick), 9-78 4:07	28-0
	02:42	GAC - Luke Martinez 2 yd run (Brendan Boche kick), 11-88 5:59	35-0
4th	13:09	WC - Teddy Deas 10 yd pass from Trent White (Ian Pietenik kick failed), 4-23 0:00	35-6



2016 GAME RECAPS

GAME 2 - SEPT. 10



UW-RIVER FALLS 21
GUSTAVUS 24

St. Peter, Minn. (1,301)
Hollingsworth Field
70°, Sunny

ST. PETER, Minn. – All three phases of the game – offense, defense, and special teams – contributed to last Saturday’s 24-21 home opener victory over the University of Wisconsin-River Falls. A long touchdown pass, 27-yard field goal, blocked punt return, and a 75-yard “pick-six” comprised Gustavus’s scoring for the day, resulting in the close win and improving to 2-0 overall in front of an excited home crowd.

“It was a huge deal for our players,” said Head Coach Peter Haugen on the Gustavus crowd. “When we were out before the game even started the “Hill Crew” already had the stands and the student section packed. That’s a huge encouragement to our players and we’re so thankful for all of the support.”

In the first drive of the day, Michael Veldman (So., Becker, Minn.) fired a strike to George Buchner (Sr., Excelsior, Minn.) streaking down the left hash marks for an over-the-shoulder 41-yard touchdown. The Falcons responded on the following possession to tie the game and the score remained 7-7 after the first quarter. Gustavus’s first drive of the second quarter ended with a 27-yard field goal by Brendan Boche (Jr., Lakeville, Minn.), his first of the season. The Gusties increased their lead to 17-7 on the ensuing UW-River Falls drive as Matt Berkner (So., Sleepy, Eye, Minn.) blocked a punt at the three-yard line, which was recovered by Kevin Krohn (Jr., Richfield, Minn.) for the touchdown. The Gusties then took the wind out of the Falcons’ sails on the next drive. On a third-and-11 deep into Gustie territory, Casey Decker (Jr., Mapleton, Minn.) tipped a pass on the left edge, came down with the deflection, and returned it 75 yards for the score. The Gusties led 24-7 at halftime.

“We lost a couple key guys early, and guys had to step up. We excelled in a couple areas we needed to after those injuries took place,” said Haugen.

After a scoreless third quarter, UW-River Falls started its comeback effort. The Falcons capped an 11-play drive with a rushing touchdown to bring the score to 24-14. After holding the Gusties scoreless on their next two drives, the Falcons drove 64 yards in 11 plays, bringing to the deficit to three points. The Falcons defense forced another punt on the ensuing possession, getting the ball back at its own 14-yard line with four minutes remaining in the game. The visitors drove into Gustie territory, but the home defense came up big with a fourth down stop and Gustavus was able

to take a knee and run out the clock.

Jordan Sorensen (Sr., St. Peter, Minn.) led the Black and Gold defense with a career-high nine tackles, including a pass breakup. Tyler Jakes (Sr., North Mankato, Minn.) manned the middle, making eight stops, including 1.5 tackles for loss, and a breakup. Veldman completed 6-of-9 passes for 81 yards and a touchdown before leaving the game with an injury. Sam Archer (So., Zimmerman, Minn.) quarterbacked the rest of the game, going 10-for-18 with 101 yards, including 15 carries for six yards. Karim Ortiz (Jr., Cancun, Mexico) was the leading Gustie rusher with 10 carries for 51 yards.

Turnovers proved to be the turning points in the game as the Falcons outgained the Gusties 454-270 in total yards. UW-River Falls also converted 24 first downs, compared to 16 by Gustavus.

“We kicked the ball well and had a really solid day with special teams with the turnover for a touchdown,” Haugen said. “Offense isn’t always going to score points, you have to find ways to make big plays outside of just one phase of the game. We did that today and as a result we won. I told the players, this is such a big win for our team. Certainly, we’re going to have to make some improvements but they’re more fun to make when you’re 2-0 rather than 1-1.”

Quickie Statistics (Final) UW-River Falls vs Gustavus Adolphus (Sep 10, 2016 at St. Peter, Minn.)

		UWRF		GAC	
Score		21	24		
FIRST DOWNS		24	16		
RUSHES-YARDS (NET)		30-195	38-85		
PASSING YDS (NET)		259	185		
Passes Att-Comp-Int		51-22-1	27-16-0		
TOTAL OFFENSE PLAYS-YARDS		81-454	65-270		
Fumble Returns-Yards		0-0	0-0		
Punt Returns-Yards		0-0	4-53		
Kickoff Returns-Yards		4-79	3-58		
Interception Returns-Yards		0-0	1-75		
Punts (Number-Avg)		5-27.6	5-35.6		
Fumbles-Lost		0-0	4-1		
Penalties-Yards		8-49	7-61		
Possession Time		28:57	31:03		
Third-Down Conversions		5 of 17	5 of 15		
Fourth-Down Conversions		2 of 4	1 of 2		
Red-Zone Scores-Chances		3-5	1-1		

UW-River Falls		Gustavus Adolphus	
Rushing	No. Gain Loss Net TD Lg Avg	Rushing	No. Gain Loss Net TD Lg Avg
Michael Diggins	18 106 4 102 1 20 5.7	Karim Ortiz	10 53 2 51 0 19 5.1
B. McCarthy	1 41 0 41 0 41 41.0	D. Fredericksen	2 18 0 18 0 14 9.0
Sawyer Moon	2 43 3 40 0 43 20.0	Luke Martinez	2 10 0 10 0 5 5.0
Rance Ashley	4 10 1 9 0 6 2.2	Sam Archer	15 43 37 6 0 13 0.4
Passing	C-A-I Yds TD Long Sack	Passing	C-A-I Yds TD Long Sack
Sawyer Moon	13-44-1 230 2 34 0	Sam Archer	10-18-0 101 0 16 4
Travon Hearns	3-7-0 29 0 15 1	Michael Veldman	6-9-0 84 1 41 0
Receiving	No. Yards TD Long	Receiving	No. Yards TD Long
Trenton Monson	4 34 0 34	George Buchner	3 52 1 41
T. Halverson	4 56 0 28	Hunter Johnson	3 29 0 14
G. Christenson	4 47 0 21	Luke Martinez	3 23 0 10
Tony Denn	3 41 0 16	D. Fredericksen	2 20 0 14
Punting	No. Yds Avg Long In20 TB	Punting	No. Yds Avg Long In20 TB
Owen Schommer	4 138 34.5 44 1 0	Casey Decker	5 178 35.6 44 2 0
Team	1 0 0.0 0 0 0		
Punt Returns	No. Yards TD Long	Punt Returns	No. Yards TD Long
Hunter Johnson	3 32 0 20	Matt Berkner	1 18 0 0
Kick Returns	No. Yards TD Long	Kick Returns	No. Yards TD Long
Robbie Flom	4 79 0 35	Hunter Johnson	3 58 0 25
Tackles	UA-A Total Sacks TFL	Tackles	UA-A Total Sacks TFL
Robbie Flom	4-6 10 0.0 0.0	Jordan Sorensen	7-2 9 0.0 0.0
Tyler Ledbetter	6-2 8 0.0 1.0	Tyler Jakes	3-5 8 0.0 1.5
Albert Itula	1-7 8 0.0 1.0	Dutch Claybaugh	3-4 7 0.0 0.0
Geno Demike	4-2 6 1.0 1.0	Zack Martinez	2-5 7 0.0 0.5
Qtr	Time	Scoring Play	V-H
1st	12:23	GAC - George Buchner 41 yd pass from Michael Veldman (Brendan Boche kick), 6:70 2:37	0 - 7
	08:18	UWRF - Evan Verhota 4 yd pass from Sawyer Moon (Wade Malecha kick), 10:73 3:54	7 - 7
2nd	08:33	GAC - Brendan Boche 27 yd field goal, 12:09 5:18	7 - 10
	08:25	GAC - Kevin Krohn 3 yd blocked punt return (Brendan Boche kick)	7 - 17
	05:01	GAC - Casey Decker 75 yd interception return (Brendan Boche kick)	7 - 24
	14:26	UWRF - Michael Diggins 7 yd run (Wade Malecha kick), 11:76 3:21	14 - 24
	03:57	UWRF - Michael Diggins 16 yd pass from Sawyer Moon (Wade Malecha kick), 11:64 2:03	21 - 24



2016 GAME RECAPS

GAME 3 - SEPT. 17



AUGSBURG 13
GUSTAVUS 35

St. Peter, Minn. (1,255)
Hollingsworth Field
65°, Overcast

ST. PETER, Minn. – Trailing 13-0 at halftime with only 79 total yards of offense, the Gustavus football team was in need of a spark. The momentum shifted in the home team's favor on the first drive of the second half with a touchdown, which was followed by four more drives finishing in the endzone, resulting in a 35-13 win over Augsburg on Saturday afternoon. The victory propels the Gusties to 3-0 overall and 1-0 in the Minnesota Intercollegiate Athletic Conference, while the Auggies drop to 0-3 overall and 0-1 in the league.

Gustavus tallied 320 yards in the second half for a total of 399 yards. After accumulating 174 yards in the first half, the Auggies were limited to 20 yards in the second and only one first down.

"First off, you have to give Augsburg credit because they came ready to play," Head Coach Peter Haugen said. "They came out really strong and set the tone. They were more physical than we were in the first half. I think the biggest thing is that we played with a lot of heart in the second half. We started to get physical and played the way that we needed to play. It was a mindset that we need to be more physical and need to be sharper."

Midway through the second quarter, Haugen turned to his freshman quarterback Christian Haffner (Lebanon, Tenn.) to give the Auggie defense a different look. Haffner threw only two passes in the second quarter, along with two runs, but the first-year turned it on in the second half. The Liberty High School product finished with nine completions on 11 attempts for 112 yards and three touchdowns. Haffner is the first freshman quarterback to see significant time on the field since Jordan Stolp in 2004.

"He really did a nice job of staying composed and made a couple key throws and runs," Haugen said. "The guys rallied around him and that was good to see."

Haffner directed a six-play, 79-yard drive to start the second half, which ended on a 43-yard touchdown run by Karim Ortiz (Jr., Cancun, Mexico). After a three-and-out forced by the Gustie defense, Haffner and the offense went 63 yards in seven plays, capped by a 10-yard pass to Hunter Johnson (Jr., Cannon Falls, Minn.) to tie the game. After the Brendan Boche (Jr., Lakeville, Minn.) extra point, Gustavus had its first lead of the game, which it would not relinquish the rest of the game.

On the ensuing drive, the Auggies were faced with a fourth-and-13 from the Gustavus 30-yard line. Augsburg elected to go for it and the end result was a 64-yard interception by Brady Miller (So., Delano, Minn.), giving the Gusties the ball at the Auggie 20-yard line. Gustavus took advantage of the turnover, scoring five plays later on a six-yard touchdown pass from Haffner to Jamison Beulke (So., Montgomery, Minn.). The Gusties led 21-13 after the third quarter.

The Black and Gold scored on their first drive of the fourth quarter. The eight-play drive ended on a six-yard rushing score by Ortiz – his second of the game. Haffner tossed his third touchdown of the day with 4:45 left in the game as he found Johnson for a 30-yard strike – his longest completion of the game. The Gustie defense was stout in the fourth quarter, allowing only 18 yards to go along with a sack and forced fumble.

"We started to swarm the ball," Haugen said of the defense in the second half. "Our defense was in attack mode and we had their quarterback on his heels the entire second half and got so much pressure on him that it helped us on the back end to get a nice interception. We did a good job with our pressure and stopping the run all day long, that was really good."

Ortiz had a career-day rushing the ball with 27 carries for 180 yards and two touchdowns. DaiVon Poole (Jr., San Angelo, Texas) added 60 yards on nine carries. Johnson led the receiving corps with seven catches for 97 yards and two touchdowns. Johnson also had 52 kick return yards and 28 punt return yards for 177 all-purpose yards. Leeland Lauti (Jr., Ewa Beach, Hawaii) led the defense with eight stops, including a tackle-for-loss.

Gustavus next travels to Hamline (2-0), who was idle this week, for a 1 p.m. game next Saturday.

"We're looking forward to getting back to work and we've got a lot of improvements to make," Haugen said. "That's a positive thing because we haven't played our best football yet at all. Hamline is off to a great start so it will be a tough test."

Quickie Statistics (Final) Augsburg vs Gustavus Adolphus (Sep 17, 2016 at St. Peter, Minn.)

	AUG	GAC
Score	13	35
FIRST DOWNS	9	20
RUSHES-YARDS (NET)	21-33	48-268
PASSING YDS (NET)	161	131
Passes Att-Comp-Int	39-22-1	18-11-1
TOTAL OFFENSE PLAYS-YARDS	60-194	66-399
Fumble Returns-Yards	0-0	0-0
Punt Returns-Yards	2-5	3-28
Kickoff Returns-Yards	6-140	4-93
Interception Returns-Yards	1-7	1-64
Punts (Number-Avg)	7-37.6	3-33.3
Fumbles-Lost	1-1	0-0
Penalties-Yards	8-60	5-39
Possession Time	29:50	30:06
Third-Down Conversions	5 of 17	5 of 12
Fourth-Down Conversions	2 of 3	1 of 1
Red-Zone Scores-Chances	1-1	3-5

Augsburg		Gustavus Adolphus	
Rushing	No. Gain Loss Net TD Lg Avg	Rushing	No. Gain Loss Net TD Lg Avg
Tiras Bolton	9 54 9 45 1 35 5.0	Karim Ortiz	27 180 0 180 2 43 6.7
A.VrndnBosch-Rmo	5 10 3 7 0 7 1.4	DaiVon Poole	9 60 0 60 0 36 6.7
Sam Keis	7 8 27 -19 0 6 -2.7	Jamison Beulke	2 23 0 23 0 16 11.5
		C. Haffner	6 8 1 7 0 2 1.2

Augsburg		Gustavus Adolphus	
Passing	C-A-I Yds TD Long Sack	Passing	C-A-I Yds TD Long Sack
Sam Keis	20-34-1 146 0 20 2	C. Haffner	9-11-0 112 3 30 0
Shannon Storely	0-3-0 15 0 10 0	Sam Archer	2-7-1 19 0 11 0

Augsburg		Gustavus Adolphus	
Receiving	No. Yards TD Long	Receiving	No. Yards TD Long
Nick Heesie	12 101 0 17	Hunter Johnson	7 97 2 30
Tiras Bolton	5 32 0 20	Jamison Beulke	3 23 1 9
A.VrndnBosch-Rmo	1 14 0 14	D. Fredericksen	1 11 0 11
Cyrus Elliott	1 12 0 12		

Augsburg		Gustavus Adolphus	
Punting	No. Yds Avg Long In20 TB	Punting	No. Yds Avg Long In20 TB
Glenn Meyers	7 263 37.6 50 2 0	Casey Decker	3 100 33.3 37 0 0

Augsburg		Gustavus Adolphus	
Punt Returns	No. Yards TD Long	Punt Returns	No. Yards TD Long
James Newton	1 5 0 5	Hunter Johnson	3 28 0 21
Nahjai Brown	1 0 0 0		

Augsburg		Gustavus Adolphus	
Kick Returns	No. Yards TD Long	Kick Returns	No. Yards TD Long
U.Smith-Brewer	2 67 0 51	Jamison Beulke	2 30 0 16
Isiah Malone	2 61 0 31	Iker Ortiz	1 11 0 11

Augsburg		Gustavus Adolphus	
Tackles	UA-A Total Sacks TFL	Tackles	UA-A Total Sacks TFL
Derek Glynn	3-8 11 0.0 0.0	Leeland Lauti	2-6 8 0.0 1.0
Khoa Nguyen	2-8 10 0.0 0.5	Tanner Jensen	4-2 6 0.0 0.0
L.Hernandez	0-9 9 0.0 0.0	Jordan Kahlow	2-3 5 0.0 0.5
Matt Bowlin	3-5 8 0.0 0.0	Anders Raarup	1-4 5 0.0 0.5

Qtr	Time	Scoring Play	V-H
1st	07:12	AUG - Tyler Hanson 42 yd field goal, 15-38 7:44	3-0
2nd	05:34	AUG - Tiras Bolton 35 yd run (Tyler Hanson kick), 2-35 0:10	10-0
	00:17	AUG - Tyler Hanson 45 yd field goal, 4-0 0:19	13-0
	12:51	GAC - Karim Ortiz 43 yd run (Brendan Boche kick), 6-79 2:04	13-7
3rd	07:22	GAC - Hunter Johnson 10 yd pass from C. Haffner (Brendan Boche kick), 7-63 3:26	13-14
	02:40	GAC - Jamison Beulke 6 yd pass from C. Haffner (Brendan Boche kick), 5-20 2:05	13-21
4th	12:40	GAC - Karim Ortiz 6 yd run (Brendan Boche kick), 8-69 3:28	13-28
	04:45	GAC - Hunter Johnson 30 yd pass from C. Haffner (Brendan Boche kick), 4-47 2:09	13-35



2016 GAME RECAPS

GAME 4 - SEPT. 24



HAMLIN 42
GUSTAVUS 40

St. Paul, Minn. (1,515)
Klas Field
62°, Cloudy

ST. PAUL, Minn. – The Gustavus and Hamline football teams battled to the bitter end Saturday afternoon at Klas Field, but a touchdown late in the fourth quarter by the host Pipers proved to be the difference in a 42-40 loss for the Gusties. The defeat snaps a 10-game winning streak against the Pipers and marked the first time since 1975 Gustavus lost a game after scoring at least 40 points. Gustavus moves to 3-1 overall and 1-1 in the Minnesota Intercollegiate Athletic Conference, while the Pipers remain unbeaten at 3-0 overall and 1-0 in the league.

Hamline quarterback Justice Spriggs was the story of the game as he passed for 475 yards and six touchdowns, completing 29-of-41 attempts. The Gusties limited the Piper ground game to just 17 yards on 29 attempts, but the aerial attack proved to be too much.

Karim Ortiz (Jr., Cancun, Mexico) had another big game rushing the ball with a career-high 34 carries for 155 yards and two touchdowns. First-year quarterback Christian Haffner (Lebanon, Tenn.) completed 14-of-25 passes for 273 yards, two touchdowns, and an interception. Hunter Johnson (Jr., Cannon Falls, Minn.) was the favorite target, hauling in six receptions for 104 yards. Jordan Kahlow (So., Le Sueur, Minn.) led the defense with eight tackles, including a 46-yard interception return for a score.

"We had a few chances to win on offense but didn't get it done today," Head Coach Peter Haugen said. "Some of the mistakes early in the game hurt, but we rallied back in the second half, it just didn't come all the way around. It's a disappointing loss, but we're moving on."

Casey Decker (Jr., Mapleton, Minn.) provided a spark in the third play of the game as he intercepted a pass and returned it 18 yards to the Hamline 32-yard line. On the ensuing drive, Haffner completed a 13-yard pass to George Buchner (Sr., Excelsior, Minn.), but fumbled the ball which was recovered by Hamline at its own one-yard line. The Gusties got the ball back after forcing a punt and responded with a 12-play, 50-yard drive, resulting in a 39-yard field goal off the foot of Brendan Boche (Jr., Lakeville, Minn.). After the first quarter, Gustavus led 3-0.

On the first offensive series of the second quarter, Haffner turned the ball over at midfield with a fumble. The Pipers took advantage and scored seven plays later on a 16-yard pass. The extra point failed and Hamline led 6-3. The Gusties immediately answered with a seven-play, 75-yard drive, culminating with a 24-yard pass and catch from Haffner to Brayton Finch (Fy., Mount Morris, Ill.), giving Gustavus a 10-6 advantage after the Boche extra point.

On the second play of Hamline's ensuing drive, Kahlow jumped a route and returned the interception 46 yards for a touchdown. The Pipers wasted little time to answer as they scored after three plays – two of which went for 40 and 23 yards. Hamline forced a punt on the following drive and its offense once again found the endzone after a seven-play, 62-yard drive. Hamline led 21-17 at halftime.

Gustavus received the second half kick and put together a 12-play scoring drive. Ortiz punched in touchdown on one yard out, giving his squad the lead. The Gustie defense forced a punt after five plays and the offense responded with another scoring drive, this time 69 yards in 11 plays, ending with a four-yard score from Ortiz. Ortiz was the workhorse in the scoring drive with nine carries. Gustavus forced another Hamline punt and was in control of the game heading into the fourth quarter with a 31-21 lead.

The home team wouldn't go down without a fight and proved that over the final 15 minutes of the game. Spriggs completed consecutive passes of 29 and 32 yards on the first possession of the quarter, with the latter resulting in a touchdown to come within three points. Gustavus was forced to punt after nine plays, giving the Pipers the ball back at their own 29-yard line. Hamline regained the lead at 35-31 after a 10-play, 71-yard drive that ended with a four-yard touchdown pass. The momentum then shifted immediately back in the Gusties' favor with the biggest play of the game. Haffner connected with Jamison Beulke for an 82-yard touchdown and Gustavus grabbed back the lead at 38-35 with 4:13 remaining in the game.

Hamline once again took advantage of the long ball on its next drive, which included connections of 33 and 28 yards. The 28-yard completion found the endzone and the Pipers took a 42-38 advantage with 1:35 on the clock. Haffner made a big play on the first play of the ensuing drive with a 34-yard completion to Johnson, but his next pass was picked off, giving the Pipers the ball at their own 12-yard line. The Gusties used all three timeouts on the next possession and ended up getting a safety with 35 seconds remaining to bring the score to 42-40, but the final drive of the game came up short and the Pipers walked away with the victory.

"We had four sacks today so it was good to get a little pressure on the quarterback," Haugen said. "We have to continue to do that. The kicking game was solid today so that was a really good sign. We bounced back there really well. And our young quarterback made some big plays in key spots, and that's an area where we are going to have to continue to grow. We are throwing some young guys into the fire and we'll keep growing and learning and try to get better next week."

Gustavus hosts Concordia at 1 p.m. next Saturday for its Homecoming game.

Quickie Statistics (Final) Gustavus Adolphus vs Hamline University (Sep 24, 2016 at St. Paul, MN)

GAC		HU	
Score	40	42	
FIRST DOWNS	27	24	
RUSHES-YARDS (NET)	54-233	29-17	
PASSING YDS (NET)	273	475	
Passes Att-Comp-Int	26-14-1	41-29-2	
TOTAL OFFENSE PLAYS-YARDS	80-506	70-492	
Fumble Returns-Yards	0-0	0-0	
Punt Returns-Yards	1-24	1-5	
Kickoff Returns-Yards	5-48	6-94	
Interception Returns-Yards	2-64	1-0	
Punts (Number-Avg)	3-29.7	4-41.8	
Fumbles-Lost	2-2	2-0	
Penalties-Yards	7-54	7-77	
Possession Time	31:59	28:01	
Third-Down Conversions	7 of 14	8 of 14	
Fourth-Down Conversions	3 of 3	1 of 2	
Red-Zone Scores-Chances	3-4	4-4	

Gustavus Adolphus

Rushing	No.	Gain	Loss	Net	TD	Lg	Avg
Karim Ortiz	34	159	4	155	2	18	4.6
C. Haffner	9	52	7	45	0	20	5.0
Da'Von Poole	5	25	1	24	0	11	4.8
Jamison Beulke	3	17	0	17	0	9	5.7

Passing	C-A-I	Yds	TD	Long	Sack
C. Haffner	14-25-1	273	2	82	0
Sam Archer	0-1-0	0	0	0	0

Receiving	No.	Yards	TD	Long
Hunter Johnson	6	104	0	34
George Buchner	4	45	0	13
Jamison Beulke	2	88	1	82
Brayton Finch	1	24	1	24

Punting	No.	Yds	Avg	Long	In20	TB
Casey Decker	3	89	29.7	43	0	0

Punt Returns	No.	Yards	TD	Long
Hunter Johnson	1	24	0	24

Kick Returns	No.	Yards	TD	Long
Hunter Johnson	3	30	0	21
Michael Hensch	1	0	0	0

Tackles	UA-A	Total	Sacks	TFL
Jordan Kahlow	5-3	8	0.0	1.0
Zack Martinez	2-4	6	0.0	0.0

Hamline University

Rushing	No.	Gain	Loss	Net	TD	Lg	Avg
Bren. Nachtrieb	8	26	5	21	0	7	2.6
Naji El-Araby	5	15	2	13	0	12	2.6
Justice Spriggs	9	28	20	8	0	13	0.9
Jaimen Hampton	3	6	0	6	0	3	2.0

Passing	C-A-I	Yds	TD	Long	Sack
Justice Spriggs	29-41-2	475	6	40	4

Receiving	No.	Yards	TD	Long
Nick Kampa	7	112	1	40
Josiah Harris	7	95	3	23
Harrison Jones	5	118	1	34
Deon Bishop	4	85	1	32

Punting	No.	Yds	Avg	Long	In20	TB
Kyle Johnson	4	167	41.8	50	1	0

Punt Returns	No.	Yards	TD	Long
Naji El-Araby	1	5	0	5

Kick Returns	No.	Yards	TD	Long
Naji El-Araby	3	62	0	27
Josiah Harris	1	11	0	11

Tackles	UA-A	Total	Sacks	TFL
Zach Schwalbach	6-3	9	0.0	0.0
Jonny Nguyen	6-3	9	0.0	0.0

Qtr	Time	Scoring Play	V-H
1st	05:15	GAC - Brendan Boche 39 yd field goal, 12-50 5:04	3 - 0
2nd	10:54	HU - Josiah Harris 16 yd pass from Justice Spriggs (Kyle Johnson kick failed), 7-44 2:41	3 - 6
	07:51	GAC - Brayton Finch 24 yd pass from C. Haffner (Brendan Boche kick), 7-75 3:03	10 - 6
	07:04	GAC - Jordan Kahlow 46 yd interception return (Brendan Boche kick)	17 - 6
	05:47	HU - Josiah Harris 23 yd pass from Justice Spriggs (Josiah Harris pass from Justice Spriggs), 3-65 1:13	17 - 14
	00:27	HU - Josiah Harris 22 yd pass from Justice Spriggs (Kyle Johnson kick), 7-42 1:36	17 - 21
2nd	09:54	GAC - Karim Ortiz 1 yd run (Brendan Boche kick), 12-72 5:03	24 - 21
	03:47	GAC - Karim Ortiz 4 yd run (Brendan Boche kick), 11-69 4:06	31 - 21
	12:56	HU - Deon Bishop 32 yd pass from Justice Spriggs (Kyle Johnson kick), 3-89 1:15	31 - 28
	04:56	HU - Nick Kampa 4 yd pass from Justice Spriggs (Kyle Johnson kick), 10-71 3:37	31 - 35
	04:13	GAC - Jamison Beulke 82 yd pass from C. Haffner (Brendan Boche kick), 3-87 0:41	38 - 35
	01:35	HU - Harrison Jones 29 yd pass from Justice Spriggs (Kyle Johnson kick), 6-87 2:34	38 - 42
	00:40	GAC - TEAM safety	40 - 42