

Treatise on the Isoptera of the World: Basal Families

Authors: Krishna, Kumar, Grimaldi, David A., Krishna, Valerie, and Engel, Michael S.

Source: Bulletin of the American Museum of Natural History, 2013(377)
: 200-623

Published By: American Museum of Natural History

URL: <https://doi.org/10.1206/377.2>

BioOne Complete (complete.BioOne.org) is a full-text database of 200 subscribed and open-access titles in the biological, ecological, and environmental sciences published by nonprofit societies, associations, museums, institutions, and presses.

Your use of this PDF, the BioOne Complete website, and all posted and associated content indicates your acceptance of BioOne's Terms of Use, available at www.bioone.org/terms-of-use.

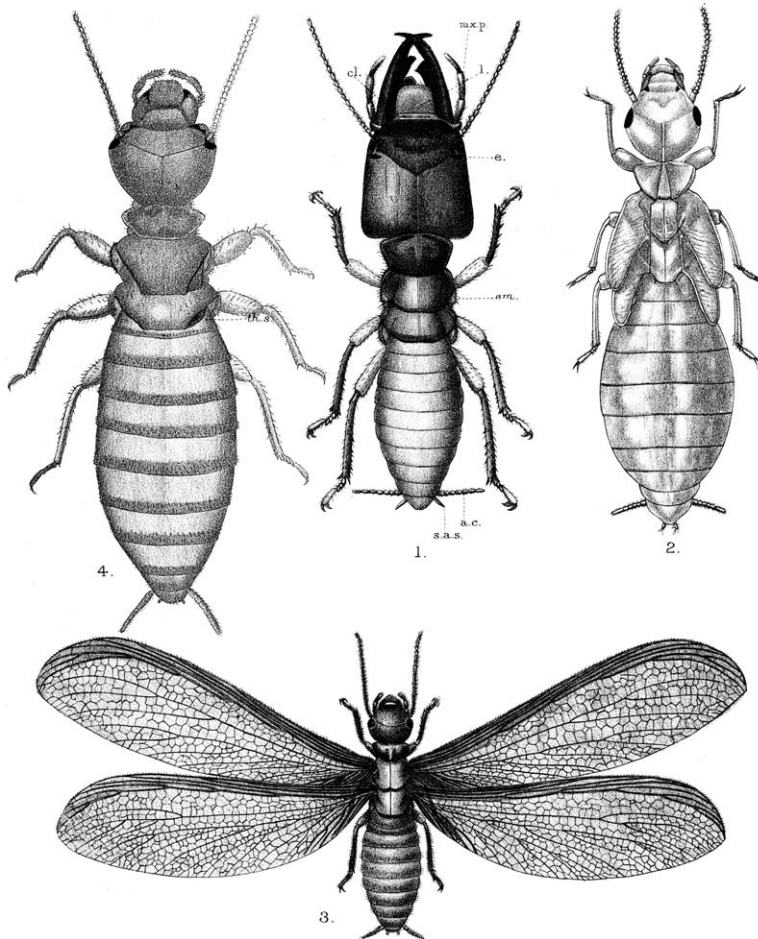
Usage of BioOne Complete content is strictly limited to personal, educational, and non - commercial use. Commercial inquiries or rights and permissions requests should be directed to the individual publisher as copyright holder.

BioOne sees sustainable scholarly publishing as an inherently collaborative enterprise connecting authors, nonprofit publishers, academic institutions, research libraries, and research funders in the common goal of maximizing access to critical research.

TREATISE ON THE ISOPTERA
OF THE WORLD

2. BASAL FAMILIES

KUMAR KRISHNA, DAVID A. GRIMALDI,
VALERIE KRISHNA, AND MICHAEL S. ENGEL



BULLETIN OF THE AMERICAN MUSEUM OF NATURAL HISTORY

TREATISE ON THE ISOPTERA
OF THE WORLD

VOLUME 2

BASAL FAMILIES

KUMAR KRISHNA, DAVID A. GRIMALDI, VALERIE KRISHNA
*Division of Invertebrate Zoology, American Museum of Natural History
Central Park West at 79th Street, New York, New York 10024-5192*

AND

MICHAEL S. ENGEL
*Division of Invertebrate Zoology, American Museum of Natural History
Central Park West at 79th Street, New York, New York 10024-5192;
Division of Entomology (Paleoentomology), Natural History Museum
and Department of Ecology and Evolutionary Biology
1501 Crestline Drive, Suite 140
University of Kansas, Lawrence, Kansas 66045*

BULLETIN OF THE AMERICAN MUSEUM OF NATURAL HISTORY

Number 377, 2704 pp., 70 figures, 14 tables

Issued April 25, 2013

CONTENTS

VOLUME 1

Abstract	5
Introduction	7
Acknowledgments	9
A Brief History of Termite Systematics	11
Morphology	44
Key to the Extant Families of Isoptera	69
Key to the Subfamilies of Termitidae	74
Key to Genera of the Family Kalotermitidae	75
Diagnoses of Families and Subfamilies	79
Pest Species of Isoptera	133
Termite Evolution: Diversity, Distributions, Phylogeny, Fossil Record	147
Summary Classification of Isoptera	183
The Taxonomic Compendium	193
Nomenclatural Changes Made in This Work	193
Museums and Repositories	196

VOLUME 2

Isoptera	205
Cratomastotermitidae	221
Mastotermitidae	223
Termopsidae	247
Archotermopsidae	253
Hodotermitidae	277
Stolotermitidae	307
Porotermitinae	307
Stolotermitinae	315
Kalotermitidae	323

VOLUME 3

Archeorhinotermitidae	627
Stylotermitidae	629
Rhinotermitidae	651
Coptotermitinae	655
Heterotermitinae	741

Prorhinotermitinae	879
Psammotermitinae.....	895
Rhinotermitinae.....	905
Termitogetoninae.....	961
Serritermitidae	967

VOLUME 4

Termitidae	977
Sphaerotermitinae	981
Macrotermitinae.....	985
Foraminitermitinae	1301
Apicotermitinae	1309
Syntermitinae	1423

VOLUME 5

Termitidae (<i>continued</i>)	
Nasutitermitinae.....	1499
Cubitermitinae	1901

VOLUME 6

Termitidae (<i>continued</i>)	
Termitinae.....	1993
Family incertae sedis	2389
Not Isoptera	2423

VOLUME 7

References	2437
Index to Scientific Names	2681

ISOPTERA Brullé, 1832

Isoptera Brullé, 1832: 66 [Proposal of order as follows: “Les insectes qui se rapportent à cette division, sont les Hémiptères, les Orthoptères et les Termès, dont j’ai formé un ordre à part sous le nom d’Isoptères”].

- Latreille, 1802: 293 • Termitina (“Termitines”); listed as a family of Neuroptera; characters.
- Latreille, 1805: 51 • Termitinae (“Termitines”); listed as a family; characters.
- Latreille, 1810: 270, 277 • Termitinae (“Termitines”); listed as a family of Neuroptera; characters.
- Leach, 1815: 139 • Termitides; tribe of Neuroptera; characters.
- Billberg, 1820: 95 • Termides [sic]; listed with genus *Termes* and two species: *fatalis* and *flavicollis*.
- Burmeister, 1839: 757, 758 • Corrodentia; cited as “groupe”; characters; also as Termitina; of Corrodentia; cited as family; characters.
- Westwood, 1840: 8, 11–17 • Termitidae; as family of order Neuroptera; synonymy; characters; general account.
- Rambur, 1842: 300 • Termitides; of tribe Corrodants (also Corrodentia); species included.
- Heer, 1849b: 22 • Termitina; family of Corrodentia; characters; fossil species included.
- Joly, 1849: 5 • Termitines; listed as a tribe of family Planipennes; characters.
- Newman, 1853: clxxxv, cxc–cxcii • Termitina (also as Termetina), to include Termitidae and Embiadae; characters; key.
- Walker, 1853: 477, 501 • Termitides; family of suborder Corrodentia and order Neuroptera; characters.
- Hagen, 1854: 222 • Termiten; of Pseudoneuroptera; listed.
- Pictet, 1854: 369 • Termitines; family of Neuroptera; fossil taxa included.
- Hagen, 1855: 1–144, 270–325 • Termiten; history of termite literature.
- Pictet-Baraban and Hagen, 1856: 46 • Termiten; family of Neuroptera; fossil taxa included.
- Hagen, 1858b: 5 • Termitina; family of Neuroptera; characters.
- Hagen, 1858c: 4 • Termitina; family of tribe Corrodentia; characters.
- Hagen, 1861b: 1 • Termitina; family of Pseudoneuroptera; characters.
- Brauer, 1868: 362, 363 • Termitina; family of Neuroptera; key.
- Hayek, 1881: 237, 260–265 • Termitina; family of Socialia (order Orthoptera); key; characters.
- Brauer, 1885: 284, 285, 286, 306, 308, 311, 336, 362, 363 • Termitina (Isoptera); also as Termiten; included in Corrodentia; systematics; morphology.
- Comstock and Comstock, 1895: 95–97 • Isoptera; characters; general account of the order.
- Sharp, 1895: 356–389 • Termitidae; family of Neuroptera; general account; characters; castes; natural history; biology; development.
- Froggatt, 1897a: 512–516 • Termitidae; characters; biology.
- Haviland, 1898: 369–370 • Termitidae; characters; general account.
- Enderlein, 1903: 424, 437 • Isoptera; superfamily Termitina + superfamily Embidina included; phylogeny; characters.
- Silvestri, 1903: 13–17 • Termitidae; family of Neuroptera; characters; classification.
- Handlirsch, 1904: 751, 758 • Isoptera; listed; discussion of Börner’s system; Comstock cited as author.
- Wasmann, 1904b: 370–371 • Isoptera; remarks on phylogeny.
- Desneux, 1904b: 3, 4–9 • Isoptera; reference list; characters; also as Termitidae; reference list; characters; biology; classification.
- Börner, 1904: 526 • Isoptera; classification; suborder Socialia to include Termitidae [= termites] and Embidae (new suborder Oligoneura).
- Desneux, 1904c: 283 • Isoptera; characters; Termitidae of Isoptera; characters.
- Hudson, 1904: 2 • Termitidae; family of Neuroptera; characters.
- Wheeler, 1904: 29–37 • Isoptera; termite-roach relationship.

- Handlirsch, 1906: 26–27 • Isoptera; characters.
- Handlirsch, 1907: 697, 701 • Termitidae; listed.
- Handlirsch, 1908: 1151, 1174, 1178, 1180, 1212, 1214, 1237, 1238, 1290, pls. 60 ff. • Isoptera; listed; characters; phylogeny; also as Termitidae; listed.
- Enderlein, 1909: 171, 173–174 • Isoptera; included as order of superorder Aetioptera; synonymy; characters.
- Holmgren, 1909b: 1–215 • Isoptera; morphology; comparisons with blattoids.
- Escherich, 1909: 1–198 • Isoptera; general account; nest; biology; classification; also as Termitidae; listed.
- Fuller, 1919: 19–102, pls. 3–11 • Isoptera; wing venation and respiratory system; nomenclature of venation.
- Thompson and Snyder, 1919: 115–133 • Isoptera; phylogenetic origin of castes.
- Warren, 1919: 1–4 • Isoptera; distribution; total number of species 924.
- Fuller, 1920: 235–260 • Isoptera; post-embryonic development of antennae.
- Crampton, 1920b: 120, 121, 123, 125, figs. 3, 5, 6 • Isoptera; of superorder Panisoptera, including Protoblattoida, Blattoida, Mantoida, Zoraptera; phylogeny.
- Crampton, 1920c: 103, 104 • Isoptera; of superorder Panisoptera, including Protoblattida, Blattida, Mantida, Zoraptera; phylogeny.
- Handlirsch, 1921: 223 • Isoptera; listed; characters.
- Crampton, 1922: 212, 222, 232, figs. 12, 26 • Isoptera; of superorder Panisoptera, including Blattida, Mantida; phylogeny; wing venation.
- Handlirsch, 1923: 502–504 • Isoptera; synonymy; characters.
- Fuller, 1924b: 49–78 • Isoptera; anatomy: imago thorax and abdomen, musculature.
- Jucci, 1924: 269–500 • Termitidi; caste differentiation.
- Snyder, 1925b: 57–68 • Isoptera; origin of castes.
- Emerson, 1926: 69–100 • Isoptera; phylogenetic development of soldier caste.
- Snyder, 1926h: 522–552 • Isoptera; biology of castes; taxonomy; phylogeny.
- Tillyard, 1926b: 100–106 • Isoptera; characters; castes; life history; families included.
- Bathellier, 1927: 125 • Isoptera; following Holmgren's 1909 classification, using his unavailable family names Protermitidae, Mesotermitidae, Metatermitidae.
- Emerson, 1929: 721–726 • Isoptera; communication.
- Handlirsch, 1930: 840–858 • Isoptera; characters; castes; general account; morphology; classification; nests; fossil history.
- Karny, 1930: 431–432 • Isoptera; listed; remarks on Holmgren's family names being invalid.
- Weyer, 1931: 353–373 • Isoptera; theories of caste differentiation.
- Brues and Melander, 1932: 92 • Isoptera; characters; families included.
- Crampton, 1932: 19–49, pl. 6: fig. 1, pl. 7: fig. 36 • Isoptera; head capsule morphology; phylogeny.
- Child, 1934: 58–88 • Isoptera; internal anatomy; histology of gut.
- Hare, 1934: 267–292 • Isoptera; caste determination and differentiation.
- Hendee, 1934: 105–116 • Isoptera; association with fungi.
- Kirby, 1934: 89–98 • Isoptera; protozoa.
- Kofoid, 1934b: 13–21 • Isoptera; climatic factors in distribution.
- Light, 1934c: 120 • Isoptera; definition; characters; distribution.
- Light, 1934a: 22–41 • Isoptera; colony constitution and development.
- Light, 1934b: 50–57 • Isoptera; external anatomy.
- Wasmann, 1934: 79–135 • Isoptera; general account of the order with several figures of castes, nests, etc.
- Williams, 1934: 42–49 • Isoptera; factors in distribution.
- Wu, 1935: 217 • Isoptera; catalog; reference list.
- Tillyard, 1936: 655 • Isoptera; relationship to roaches.
- Hare, 1937: 459–486 • Isoptera; phylogeny based on soldier mandibles.
- Marais, 1937: 1–184 • Isoptera; supraorganism.

- Martynov, 1937: 131, 144, 150 • Isoptera; wing venation; phylogeny; geological history.
- Crampton, 1938: 171, 172, 173, 181 • Isoptera (also as Isopteria); of superorder Panisoptera, including Paleoptera (Blattids, Mantids); phylogeny.
- Emerson, 1938: 247–284 • Isoptera; nests; behavior; phylogeny.
- Martynov, 1938: 81 • Isoptera; phylogeny; geological history.
- Costa Lima, 1939: 293–327 • Isoptera; characters; anatomy; taxonomy; biology; fauna of Brazil.
- Emerson, 1939a: 182–209 • Isoptera; superorganismic theory [supraorganism].
- Handlirsch, 1939: 179, 196, 210 • Isoptera; remarks; fossil record.
- Maeterlinck, 1939: 1–142 • Isoptera; castes; nests; supraorganism.
- Armbruster, 1941: 13 • Isoptera; of superorder Blattaeformia Handlirsch; listed.
- Beeson, 1941: 524–553 • Isoptera; general account; castes; nests; habits; species listed; damage. Indian region.
- Light, 1942: 312–326 • Isoptera; caste determination.
- Light, 1943: 46–63 • Isoptera; caste determination.
- Grassé and Chauvin, 1944: 461–464 • Isoptera; group effect.
- Tembrock, 1944: 149–195 • Isoptera; 649 species from Ethiopian Region listed by country; biogeography; distribution.
- Hungate, 1946b: 12–16 • Isoptera; protozoa; cellulose digestion; symbiosis.
- Zimmerman, 1948: 159–162 • Isoptera; characters; biology.
- Snyder, 1949a: 9 • Isoptera; catalog.
- Grassé, 1949: 408–544 • Isoptères; of the superorder Blattoptéroïdes, which also includes the order Dictyoptera (cockroches and mantids); taxonomy; biology; morphology; development; nest.
- Ahmad, 1950: 41–86 • Isoptera; phylogeny of genera based on imago-worker mandibles.
- Grassé et al., 1950: 219, 221 • Isoptera; origin and significance of worker caste.
- Kalshoven, 1950: 146–177, fig. 58 • Isoptera; general account; biology; nests; soldier adaptations figured. Indonesia.
- Griffin, 1951: 261–368 • Isoptera; bibliography.
- Grassé and Noirot, 1951b: 146–166 • Isoptera; colony foundation; sociotomy.
- Ionescu, 1951: 3–11 • Isoptera; general account; morphology; ecology; distribution; paleontology; classification.
- Emerson, 1952a: 217–225 • Isoptera; biogeography.
- Emerson, 1952c: 333–353 • Isoptera; supraorganism.
- Grassé, 1952a: 70–80 • Isoptera; protozoa; symbiosis.
- Noirot, 1952: 103–116 • Isoptera; caste determination and differentiation; polymorphism.
- Ratcliffe et al., 1952: 1–124 • Isoptera; general account; classification; keys; habits; biology; distribution; economics of Australian fauna.
- Lal and Menon, 1953: 1 • Isoptera; catalog; reference list; history.
- Noirot, 1953: 405–414 • Isoptera; feeding; trophallaxis; caste determination.
- Emerson, 1955: 465–521 • Isoptera; biogeographical distribution of genera; 1728 number of living and fossil species, plus additional 411 undescribed new species; total species in the AMNH collection, including types: 1793.
- Noirot, 1955b: 73–125 • Isoptera; nests; construction; climate.
- Weidner, 1955g: 82–120 • Isoptera; nests.
- Weidner, 1955f: 5–81 • Isoptera; taxonomy; anatomy; phylogeny; biogeographical distribution of genera; 1855 number of living and fossil species.
- Snyder, 1956a: 1–305 • Isoptera; bibliography.
- Haupt, 1956: 22–23 • Termitina; discussion; 3 families included: Mastotermitidae, Mixotermitidae [not a termite], Isopteridae.
- Kaiser, 1956: 129–178 • Isoptera; hormonal organs; corpora allata; caste differentiation.
- Imms, 1957: 366–395 • Isoptera; characters; morphology; biology; development; caste differentiation; classification; distribution.
- Harris, 1958e: 435–439 • Isoptera; colony foundation.

- Noirot, 1958b: 151–168 • Isoptera; ecological factors.
- Roonwal, 1958: 77–100, pls. 1–14 • Isoptera; review of recent research. India.
- Grassé, 1959: 41–83 • Isoptera; nest reconstruction; stigmergy.
- Grassé and Noirot, 1959: 365–372 • Isoptera; symbiosis; phylogeny.
- Tessier, 1959: 91–132 • Isoptera; fossil structures (nests). Senegal: Dakar.
- Matsuda, 1960: 718 • Isoptera; pleurosternal morphology.
- Sanderson and Farr, 1960: 1313 • Isoptera; Dominican amber.
- Weesner, 1960: 153–170 • Isoptera; castes; taxonomy; distribution; biogeography; nests; biology.
- Emerson, 1961: 115–131 • Isoptera; vestigial characters; termite evolution.
- Harris, 1961a: 42–70, chart • Isoptera; characters; classification; families included; subfamilies.
- Lüscher, 1961a: 138–145 • Isoptera; nest air conditioning; ventilation.
- Snyder, 1961: 1–137 • Isoptera; bibliography.
- Alam, 1962: 63–65 • Isoptera; morphology.
- Bakshi, 1962: 117–118 • Isoptera; fungal relationships. India.
- Emerson, 1962: 17–29 • Isoptera; regressive characters; phylogeny.
- Hoon, 1962: 141–143 • “termites.” India.
- Roonwal, 1962b: 31–46 • Isoptera; history of systematics, 1949–1960.
- Deligne and Pasteels, 1963: 462–472 • Isoptera; general account; paleontology.
- Morimoto, 1963: 9–15 • Isoptera; families and included genera listed; phylogeny of families and subfamilies (after Ahmad, 1950).
- Bei-Bienko, 1964: 174–175 • Isoptera; characters; key to families included from Russia.
- McKittrick, 1964: 52, 73, 74, 98 • Isoptera; suborder of Dictyoptera; relationship between termites and cockroaches.
- Miller, 1964: 1–38 • Isoptera; popular general account; castes; biology; caste differentiation.
- Roonwal, 1964: 70–75 • Isoptera; measurements and indices.
- Tsai and Chen, 1964b: 1–42 • Isoptera; anatomy; distribution of Chinese species; history.
- Emerson, 1965: 4–11 • Isoptera; wing venation terminology.
- Goodland, 1965: 641–650 • Isoptera; nest in Guyana ecosystem.
- Harris and Sands, 1965: 113–131 • Isoptera; social organization.
- Matsuda, 1965: 114, 115 • Isoptera; mouth parts; mandibles.
- McKittrick, 1965: 18–22 • Isoptera; suborder of Dictyoptera; relationships to cockroaches; *Cryptocercus*.
- Russo, 1965: 265–303 • Isoptera; Silvestri collection catalog.
- Weesner, 1965: 8–30 • Isoptera; morphology; behavior (emergence, flight, pairing); castes; colony; classification.
- Weidner, 1966b: 323–350 • Isoptera; evolution; classification; phylogeny; paleontology; nests; caste development; distribution.
- Bei-Bienko, 1967: 206–207 • Isoptera; characters; key to families included from Russia.
- Snyder, 1968: 1–188 • Isoptera; bibliography.
- Abushama, 1968b: 68–69 • Isoptera; chemoreception.
- Roonwal, 1969a: 374 • Isoptera; references. India.
- Becker, 1969: 351–385 • Isoptera; rearing in laboratory.
- Collins, 1969: 433–458 • Isoptera; ecology; water relations.
- Durden, 1969: 1177 • Isoptera; suborder of Dictyoptera; characters; fossil record.
- Ernst, 1969: 124–152 • Isoptera; general account.
- Gay, 1969c: 459–494 • Isoptera; species introduction and interception.
- Hennig, 1969: 169, 180, 185–198, fig. 40 • Isoptera; as suborder, along with Blattariae, of order Blattodea, in turn included with Mantodea in superorder Blattopteroidea; characters; phylogeny; Isoptera + Blattariae a sister group of Mantodea.
- Kistner, 1969: 525–555 • Isoptera; termitophiles.
- McMahan, 1969b: 387–406 • Isoptera; trophallaxis; food exchange; radioisotopes.
- Miller, 1969: 283–310 • Isoptera; caste differentiation in lower termites.
- Moore, 1969: 407–432 • Isoptera; biochemicals; secretions; pheromones; biochemistry.

- Noirot, 1969a: 89–123 • Isoptera; glands and secretions.
- Noirot, 1969b: 311–350 • Isoptera; polymorphism; caste determination and development of Termitidae.
- Noirot and Noirot-Timotheé, 1969: 49–88 • Isoptera; gut morphology.
- Nutting, 1969a: 233–282 • Isoptera; flight and colony foundation.
- Richard, 1969: 161–192 • Isoptera; nervous system; sense organs.
- Sands, 1969: 495–524 • Isoptera; fungi; symbiosis; *Termitomyces*.
- Stuart, 1969: 193–232 • Isoptera; social behavior and communication.
- Weesner, 1969a: 19–47 • Isoptera; external anatomy.
- Weesner, 1969b: 125–160 • Isoptera; reproductive system.
- Roonwal and Bose, 1970a: 109–170 • Isoptera; taxonomy and biogeography of Andaman and Nicobar Islands.
- Araujo, 1970a: 11–27 • Isoptera; synoptic review of Neotropical species; distribution.
- Araujo, 1970d: 527–576 • Isoptera; Neotropical fauna; biology; biogeography.
- Bouillon, 1970: 153–280 • Isoptera; Ethiopian fauna: 89 genera, 570 species; endemism; ecological factors in distribution; nests; defense; behavior; colony composition; swarming; inquilinism; biology.
- Gay, 1970: 275–293 • Isoptera; general account; classification; biology; distribution. Australia.
- Harris, 1970b: 295–313 • Isoptera; Palearctic fauna; biology; biogeography.
- Honigberg, 1970: 1–36 • Isoptera; protozoa; mutualism; digestion.
- Howse, 1970: 1–150 • Isoptera; castes; habits; social behavior; communication; nests; supraorganism.
- Krishna, 1970: 127–152 • Isoptera; taxonomy; phylogeny; distribution.
- Matsuda, 1970: 154–157, figs. 58, 59 • Isoptera; thorax morphology.
- Mukerji, 1970: 37–72 • Isoptera; embryology.
- Noirot, 1970: 73–125 • Isoptera; nests.
- Paulian, 1970: 281–294 • Isoptera; fauna of Madagascar; vegetation and climatic zones; zoogeography.
- Roonwal, 1970b: 11–64 • Isoptera; taxonomic measurements.
- Roonwal, 1970a: 41–45 • Isoptera; genitalia terminology.
- Roonwal, 1970c: 315–391 • Isoptera; Oriental fauna; biology; biogeography.
- Weidner, 1970c: 1–147 • Isoptera; taxonomy; biology; morphology; development; nest; caste formation.
- Lee and Wood, 1971: 1–220 • Isoptera; distribution; nests; soils; populations; vegetation; ecosystem.
- Wilson, 1971: 103–119, 315, 316, 317–319, 461–471 • Isoptera; castes; caste determination; nests; supraorganism; glossary of terms.
- Coaton and Sheasby, 1972: 7–129 • Isoptera; survey from Namibia.
- Schlee, 1972: 463 • Isoptera; Cretaceous amber from Lebanon.
- Stuart, 1972: 589–594 • Isoptera; social homeostasis.
- Luppova, 1973: 13–24 • Isoptera; classification; families and subfamilies listed; species in USSR listed; distribution.
- Akhtar, 1974b: 85–104 • Isoptera; zoogeography of Pakistan fauna.
- Coaton, 1974: 22–29 • Isoptera; taxonomic research in South Africa.
- Krishna, 1974: 1049–1054 • Isoptera; general account; castes; colony foundation; communication; classification; paleontology; distribution.
- McMahan, 1974: 95–100 • Isoptera; trophallaxis; colony integration.
- Moore, 1974: 250–266 • Isoptera; pheromones; caste differentiation; foraging; colony foundation; defense.
- Noirot and Quenedey, 1974: 61–79 • Isoptera; epidermal glands.
- Roy-Noël, 1974a: 291–378 • Isoptera; ecology; Senegal fauna.
- Roy-Noël, 1974b: 525–613 • Isoptera; ecology; biology; distribution; Senegal fauna.
- Emerson and Krishna, 1975: 24–28 • Isoptera; phylogeny of families.

- Breznak, 1975: 559–580 • Isoptera; symbionts; protozoa, bacteria; nitrogen fixation; methane formation.
- Kristensen, 1975: 18–19 • Isoptera; as suborder of Dictyoptera, along with Mantodea and Blattariae; phylogeny; sister group relationships: Isoptera + Blattariae a sister group of Mantodea.
- Morimoto, 1975b: 7–38 • Isoptera; key to world families, subfamilies and genera.
- Quennedey, 1975b: 9–16 • Isoptera; exocrine glands (labial mandibular, frontal, sternal); morphology; phylogeny.
- Roonwal, 1975c: 37 • Isoptera; phylogeny of families.
- Matsuda, 1976: 180–187, figs. 48–53 • Isoptera; abdomen morphology; genitalia; reproductive system.
- Wood, 1976: 145–168 • Isoptera; decomposers; ecosystem.
- Chhotani, 1977c: 116–117 • Isoptera; families and subfamilies; biogeography; Oriental fauna.
- Deligne and Quennedey, 1977: 299 • Isoptera; defense mechanisms.
- Deneubourg, 1977: 117–130 • Isoptera; nest building behavior; mathematical model.
- Haverty, 1977: 199–216 • Isoptera; soldier proportions.
- Noirot, 1977: 177–180 • Isoptera; nests; phylogeny.
- Roonwal, 1977d: 31–39 • Isoptera; wing microsculpturing.
- Kevan, 1978: 314–316 • Termitodea; suborder of “Dictyoptera” [note: not a misspelling of Dictyoptera]; number of species in Canada.
- La Fage and Nutting, 1978: 165–232 • Isoptera; food; nutrients; digestion; nitrogen; trophallaxis.
- Nielsen and Josens, 1978: 45–53 • Isoptera; worker production; egg numbers by queen; biomass; swarming.
- Schlee and Glöckner, 1978: 1–72 • Isoptera; Baltic, Dominican, Burmese, Lebanese amber.
- Schlüter, 1978: 55–59, pl. 7: figs. 1–7 • Isoptera; Cretaceous amber from France; several species figured.
- Wood, 1978: 55–80 • Isoptera; food; feeding; foraging.
- Wood and Sands, 1978: 245–292 • Isoptera; ecosystem; diversity; feeding; habitats; predation; soils; nutrients.
- Amburgey, 1979: 279–295 • Isoptera; checklist; literature review; fungi interaction.
- Bartz, 1979: 5764–5768 • Isoptera; evolution of sociality.
- Evans et al., 1979: 213–224 • Isoptera; defensive secretions; biochemistry; behavior.
- Fontes, 1979a: 986–992 • Isoptera; general account; nest; families; number of genera and species in New World.
- McMahan, 1979: 153–168 • Isoptera; polyethism.
- Prestwich and Vrkoč, 1979: 139–140 • Isoptera; defensive compounds; names of diterpenes.
- Prestwich, 1979b: 175–191 • Isoptera; modes of defense; biochemical compounds.
- Collins, 1980c: 266, 268, 270, tables 3, 4 • Isoptera; ecology; soil microfauna; density. Malaysia.
- Kevan, 1980: 5, 50 • Termitodea (Isoptera) as suborder of “Dictyoptera” [note: not a misspelling of Dictyoptera]; listed.
- Lacy, 1980: 449–451 • Isoptera; eusociality.
- Ampion and Quennedey, 1981: 249–261, fig. 1 • Isoptera; sternal and tergal glands of families, subfamilies, genera; phylogeny.
- Baccetti et al., 1981: 87–99 • Isoptera; phylogeny based on sperm morphology.
- Bouillon, 1981: 297–307 • Isoptera; speciation; isolating mechanisms.
- Deligne et al., 1981: 1–76 • Isoptera; defense; secretions; biochemistry.
- Kristensen, 1981: 148 • Isoptera; as suborder of Dictyoptera along with Mantodea and Blattaria; phylogeny; sister group relationships: Isoptera a sister group of Blattaria + Mantodea.
- Prestwich, 1982b: 85–95 • Isoptera; chemical defenses; biochemistry; phylogeny.
- Seeley and Heinrich, 1981: 160–172 • Isoptera; nests; temperature regulation.
- Watson and Sewell, 1981: 101–118 • Isoptera; origin of caste system.
- Weidner, 1981: 442–460 • Isoptera; history of termite research (ecology, physiology etc.), 1976–1980.
- Breznak, 1982: 323–343 • Isoptera; intestinal biota; digestion.

- Brown, 1982: 349–350 • Isoptera; general account.
- De Wilde and Beetsma, 1982: 167–246 • Isoptera; review of caste development and differentiation; hormones.
- Ferrar, 1982c: 133–138 • Isoptera; South African savanna ecology; nests; breeding.
- Ferrar, 1982d: 139–146 • Isoptera; South African savanna ecology; foraging.
- Ferrar, 1982e: 147–151 • Isoptera; South African savanna ecology; biomass.
- Ferrar, 1982b: 125–132 • Isoptera; species list; South African savanna; ecology.
- Grassé, 1982b: 1–676 • Isoptera; anatomy; physiology; reproduction.
- Kaib et al., 1982: 1193–1205 • Isoptera; trail pheromones; specificity.
- Noirot, 1982: 157–195 • Isoptera; evolution of worker caste; polymorphism.
- O'Brien and Slaytor, 1982: 239–262 • Isoptera; symbiosis; bacteria; protozoa; fungi; *Termitomyces*; cellulose digestion.
- Schlüter and Stürmer, 1982: 527–529 • Isoptera; Cretaceous amber of France.
- Simon, 1982: 295 • Isoptera; methane production.
- Tilquin and Vincke, 1982: 31–41 • Isoptera; cytogenetics; inbreeding; outbreeding.
- Zimmerman et al., 1982: 563–565 • Isoptera; methane.
- Coles de Negret and Howse, 1983: 21–29 • Isoptera; chemical defense.
- Khalil and Rasmussen, 1983: 355 • Isoptera; methane.
- Lebrun, 1983: 336–345 • Isoptera; neuroendocrine organs; morphology.
- Pasteels et al., 1983: 264, 270, 271, 277, 279, 280 • Isoptera; chemical defense; secretions; pheromones.
- Prestwich, 1982b: 85–95 • Isoptera; defensive secretions; biochemistry.
- Prestwich, 1983a: 68–75 • Isoptera; secretions; biochemistry; defense; phylogeny.
- Prestwich, 1983b: 287–311 • Isoptera; secretions; biochemistry; chemosystematics.
- Rasmussen and Khalil, 1983: 700–703 • Isoptera; methane emissions.
- Roonwal, 1983b: 359–391 • Isoptera; wing microsculpturing.
- Watson and Gay, 1983: 34–49 • Isoptera; history of termite taxonomy in Australia.
- Zimmerman and Greenberg, 1983: 354 • Isoptera; methane.
- Collins et al., 1984: 84–86 • Isoptera; methane gas.
- Andersson, 1984: 165–189 • Isoptera; eusociality.
- Gerini, 1984: 1–214 • Isoptera; bibliography.
- Grassé, 1984: 1–613 • Isoptera; nests; construction; behavior.
- Howse, 1984a: 160–164 • Isoptera; alarm; defense; chemistry.
- Howse, 1984b: 475–519 • Isoptera; glands; secretions; biochemistry; behavior.
- Lacy, 1984: 876–878 • Isoptera; eusociality.
- Pamilo, 1984: 241–248 • Isoptera; sociality; relatedness; genetics.
- Prestwich, 1984a: 201–232 • Isoptera; glands; defense mode; chemicals.
- Roonwal, 1984: 1–69 • Isoptera; abdomen; genitalia; accessory glands; glossary.
- Bordereau, 1985: 221–226 • Isoptera; pheromones; caste differentiation.
- Crozier and Luykx, 1985: 867–869 • Isoptera; evolution of eusociality.
- Deligne, 1985: 35–42 • Isoptera; characters; labrum; epipharynx; morphology; phylogeny.
- Grassé, 1985: 1–715 • Isoptera; ecology; evolution; systematics; phylogeny.
- Hardie and Lees, 1985: 461–467 • Isoptera; polymorphism; caste determination.
- Noirot, 1985a: 199–207 • Isoptera; polymorphism; pheromones.
- Prestwich, 1985a: 417–425 • Isoptera; secretions; diterpenes.
- Prestwich, 1985b: 437–456 • Isoptera; pheromones; defensive chemicals; biochemistry; communication.
- Retnakaran and Percy, 1985: 259–263 • Isoptera; polymorphism; castes; caste determination; developmental pathways.
- Roonwal, 1985b: 135–168 • Isoptera; wing microsculpturing.
- Ruelle, 1985: 53–60 • Isoptera; general account; key to families; biology; nests. South Africa.
- Vickery, 1985: 68, 69–71 • Termitodea (Isoptera), as suborder of Dictyoptera [note: not a misspelling of Dictyoptera]; key; characters; biology.

- Ernst et al., 1986: 1–903 • Isoptera; bibliography, 1966–1978.
- Lebrun, 1986: 83–85 • Isoptera; gizzard; morphology; nutritive regime.
- Rohr et al., 1986: 87–88 • Isoptera; fossil nest from Cretaceous of Texas.
- Noirot and Pasteels, 1987: 851–952 • Isoptera; polyphyletic origin of worker caste; caste differentiation; reproductive biology.
- Abe, 1987: 126, 141 • Isoptera; phylogeny; number of species.
- Boudreaux, 1987: 217–220 • Isoptera; as order of superorder Isopterodea; phylogeny; sister group relationships: Isoptera a sister group of Blattaria + Mantodea.
- Reilly, 1987: 339–349 • Isoptera; inbreeding; relatedness.
- Schwartz, 1987: 38–42 • Isoptera; methane; role in ecosystem.
- Suess and Schultze-Dewitz, 1987: 615–616 • Isoptera; fossilized feeding pattern.
- Weesner, 1987: 132–134 • Isoptera; characters; classification.
- Braithwaite et al., 1988: 375–391 • Isoptera; distribution; habitats; species richness in Australian tropics.
- Collins, 1988: 196–211 • Isoptera; social structure; feeding; biology; ecology; Malaysian fauna.
- Huang et al., 1988: 301–307 • Isoptera; taxonomy; phylogeny.
- Myles, 1988b: 61–88 • Isoptera; review of dealation.
- Myles, 1988a: 385–399 • Isoptera; social evolution; origin of castes; neoteny.
- Myles and Nutting, 1988: 1–23 • Isoptera; social evolution; Bartz's hypothesis; inbreeding.
- Noirot and Pasteels, 1988: 15–19 • Isoptera; origin of worker caste in families; phylogeny.
- Schultze-Dewitz and Süß, 1988: 169–173 • Isoptera; fossil frass from Tertiary beds of Czech Republic; checklist of fossil species from Europe; distribution.
- Cowie, 1989a: 157–168 • Isoptera; zoogeography; Arabian fauna.
- Jarzembowski, 1989: 436 • Isoptera; listed; fossil record.
- Kristensen, 1989: 301 • Isoptera; of Dictyoptera; remarks on phylogeny.
- Noirot, 1989: 1–17 • Isoptera; polymorphism; development.
- Roonwal and Chhotani, 1989: 1–5 • Isoptera; diagnosis; characters of all castes; common names.
- Schlee, 1989: 103, fig. 94 • Isoptera; soldiers figured; Dominican amber.
- Thakur, 1989b: 343–366 • Isoptera; biogeography; ecology. Peninsular India.
- Abe, 1990: 29–30 • Isoptera; worker caste evolution; life types.
- Khalil et al., 1990: 3619–3634 • Isoptera; methane, hydrogen and other gas emissions.
- Noirot, 1990c: 5–35 • Isoptera; polymorphism; caste differentiation and development.
- Noirot, 1990b: 333–334 • Isoptera; caste evolution.
- Noirot, 1990a: 21–26 • Isoptera; soldier caste; polymorphism; evolution.
- Nutting, 1990a: 997–1032 • Isoptera; general account; morphology; life cycle; ecology; identification; distribution and key to North American soil species.
- Roisin, 1990: 335–336 • Isoptera; eusociality; worker caste.
- Roisin and Pasteels, 1990: 33–34 • Isoptera; neoteny; supplementary reproductives.
- Rosengaus, 1990: 31–32 • Isoptera; eusociality; monogamy.
- Schlee, 1990: 78–81 • Isoptera; amber specimens in Löwenther Museum, Stuttgart; castes.
- Schlüter, 1990: 61–76, figs. 2, 3 • Isoptera; fossil record from Cretaceous.
- Thorne, 1990b: 37–41 • Isoptera; roach-termite symbiont transfer.
- Abe, 1991a: 101–107 • Isoptera; ecology; evolution of worker and soldier.
- Fontana, 1991: 15–19 • Isoptera; evolution of sociality; sex chromosomes.
- Higashi et al., 1991: 25–29 • Isoptera; model; evolution of true worker caste.
- Kukulová-Peck, 1991: 142, 153, 166 • Isoptera; fossil history; characters.
- Li, 1991: 25–30 • Isoptera; distribution in China.
- Martynova, 1991: 139–140 • Isoptera; characters; distribution.
- Mill, 1991: 339–348 • Isoptera; historical data on described genera and species.
- Nalepa, 1991: 185–189 • Isoptera; protozoa transfer between roaches and termites.
- Nalepa and Jones, 1991: 83–97 • Isoptera; flight; courtship; behavior; monogamy.
- Noirot and Borderau, 1991: 293–324 • Isoptera; polymorphism; caste differentiation and development; hormones.

- Noirot, 1991: 3–7 • Isoptera; caste differentiation; pheromones; polymorphism.
- Pamilo, 1991: 75–95 • Isoptera; evolution of worker caste; ecology; genetics.
- Thorne, 1991: 191–195 • Isoptera; roach-termite symbiont transfer.
- Thorne and Haverty, 1991: 115–145 • Isoptera; aggressive behavior.
- Watson and Gay, 1991: 330–347 • Isoptera; general account; castes; anatomy; classification; biology of Australian taxa.
- DeSalle et al., 1992: 1933–1936, fig. 1 • Isoptera; phylogeny.
- Brauman et al., 1992: 1384–1387 • Isoptera; gut bacteria; methane and hydrogen emissions.
- Carpenter, 1992: 137–139 • Isoptera; characters; fossil record.
- Fan, 1992: 505 • Isoptera; characters.
- Gerini, 1992b: 1–262 • Isoptera; species catalog.
- Gerini, 1992a: 1–52 • Isoptera; bibliography, 1778–1991.
- Noirot, 1992: 107–119 • Isoptera; coevolution; digestive tract; feeding; symbiosis.
- Slaytor, 1992b: 775–784 • Isoptera; cellulose digestion; fungi; bacteria; protozoa.
- Spahr, 1992: 27, 34 • Isoptera; synonymy; amber fossil taxa.
- Thorne and Carpenter, 1992: 253–268 • Isoptera; 70 character state definitions; phylogeny; sister group relationships: Isoptera a sister group of Blattaria + Mantodea.
- Villet, 1992: 213–224 • Isoptera; castes; role function; morphogenesis; ontogeny.
- Keller and Vargo, 1993: 16–44 • Isoptera; reproduction; number of queens.
- Kukulová-Peck and Peck, 1993: 347, 348, fig. 23 • Isoptera; phylogeny; Isoptera + (Blattodea + Mantodea) relationships supported.
- Martius et al., 1993: 623–632 • Isoptera; methane emissions. Amazonia.
- Roisin, 1993: 402–421 • Isoptera; polygyny; pleometrosis.
- Rouland et al., 1993a: 617–622 • Isoptera; diet; methane.
- Thorne and Breisch, 1993: 1–4 • Isoptera; sorting technique.
- Bignell, 1994: 131–158 • Isoptera; feeding; gut morphology.
- Breznak and Brune, 1994: 453–487 • Isoptera; microorganisms; digestion; cellulose; symbiosis.
- De Souza and Brown, 1994: 197–206 • Isoptera; ecosystem fragmentation; habitat islands; rainforest. Brazil.
- Eggleton, 1994: 1209–1212 • Isoptera; richness; diversity; tropics.
- Eggleton et al., 1994: 318–330 • Isoptera; biodiversity; ecology; phylogeny.
- Lenz, 1994: 159–209 • Isoptera; feeding; development.
- Li et al., 1994: 360–369 • Isoptera; termite research in China.
- Martius, 1994: 407–428 • Isoptera; biodiversity; Amazon forest.
- Nalepa, 1994: 57–104 • Isoptera; evolution of sociality; symbiosis; nutrition; trophallaxis; coprophagy.
- Pearce and Waite, 1994: 247–259 • Isoptera; changes in classification from 1975–1991.
- Eggleton and Bignell, 1995: 473–497 • Isoptera; sampling; monitoring; localities; ecological impact.
- Hahn, 1995: 1–32 • Isoptera; evolution of sociality.
- Kevan and Kevan, 1995: 228 • Termitodea; as suborder of Dictyoptera [note: not a misspelling of Dictyoptera]; listed.
- Kristensen, 1995: 93–94, 98–99 • Isoptera; phylogeny.
- Noirot, 1995a: 321–323 • Isoptera; remarks on phylogeny of families based on sternal gland.
- Traniello and Robson, 1995: 241–286 • Isoptera; trail laying; behavior; communication.
- Crozier and Pamilo, 1996: 1–306 • Isoptera; evolution of sociality.
- Grandcolas, 1996: 522 • Isoptera; phylogeny; cladogram; sister group of Dictyoptera.
- Holt, 1996: 427–434 • Isoptera; mound building; soil microbial biomass. Australia.
- Kambhampati et al., 1996: 229–238 • Isoptera; phylogeny of families based on DNA of m16S rRNA.
- Lin et al., 1996: 33–39 • Isoptera; ecogeography; checklist of species; distribution. China: Guangxi.
- Martius et al., 1996b: 517–536 • Isoptera; deforestation; methane. Amazonia.

- Shelton and Grace, 1996: 155–176 • Isoptera; aggression; defenses.
- Thorne, 1996: 253–263 • Isoptera; castes; definitions.
- Grimaldi, 1997: 1–11 • Isoptera; dictyopteran phylogeny.
- Abensperg-Traun and Steven, 1997: 473 • Isoptera; species density in Australia (all families).
- Bignell et al., 1997: 109–134 • Isoptera; methane emissions.
- Grandcolas, 1997: 231–252 • Isoptera; *Cryptocercus*; phylogeny.
- Higashi and Abe, 1997: 83–112 • Isoptera; diversity; symbiosis and sociality; distribution.
- Klass, 1997: 1–341 • Isoptera; mainly phylogeny of Blattaria (*Cryptocercus*) and Mantodea; remarks on sister relationships of Isoptera.
- Poole and Gentili, 1997: 493–496 • Isoptera; family group names; genera and species of North America listed.
- Shellman-Reeve, 1997b: 52–93 • Isoptera; eusociality; social evolution; phylogeny; kinship; caste development; inquilines.
- Sugimoto et al., 1997: 185–225 • Isoptera; symbionts; enzymes; methane and hydrogen production.
- Thorne, 1997: 27–54 • Isoptera; eusocial evolution.
- Zhu et al., 1997: 359–365 • Isoptera; fossil distribution of termite families and genera.
- Bagnères et al., 1998: 201–209 • Isoptera; cuticular hydrocarbons; odor.
- Bandeira et al., 1998: 9–17 • Isoptera; faunistic composition; diversity; feeding; Atlantic forest; distribution. Brazil.
- Billen and Morgan, 1998: 3–33 • Isoptera; glands; secretions; pheromones; communication.
- Brandão, 1998: 151–153 • Isoptera; species diversity; tropical rain forest. Brazil.
- Clément and Bagnères, 1998: 126–155 • Isoptera; nest-mate recognition; neotenic; genetic structure; behavior.
- Donovan et al., 1998: 356–366 • Isoptera; characters; feeding habits; phylogeny and classification based on feeding group.
- Fontes and Monteiro, 1998: 22 • Isoptera; etymology and pronunciation.
- Hasiotis and Demko, 1998: 469–474 • Isoptera; ichnofossils; Jurassic. Colorado.
- Henderson, 1998: 314–330 • Isoptera; caste differentiation; soldier caste; pheromones; sociality.
- Huang, et al., 1998: 14–20 • Isoptera; taxonomy; phylogeny.
- Kevan and Vickery, 1998: 273, 295 • Termitodea (Isoptera) as suborder of Dictyoptera [note: not a misspelling of Dictyoptera]; listed.
- Klass, 1998b: 15–42 • Isoptera; gizzard morphology; homology; phylogeny; sister relationships of termites.
- Maiti and Saha, 1998: 219–228 • Isoptera; faunal diversity. India.
- Pasteels and Bordereau, 1998: 193–215 • Isoptera; foraging; trail laying; pheromones.
- Sennepin, 1998: 9–17 • Isoptera; cannibalism; necrophagy.
- Sugimoto et al., 1998: 241–257 • Isoptera; methane; hydrogen; symbiosis.
- Tayasu, 1998: 337–387 • Isoptera; decomposition; humification; trophic enrichment.
- Wakano et al., 1998: 153–165 • Isoptera; model age polyethism; environmental conditions.
- Bourke, 1999: 245–257 • Isoptera; social evolution.
- Deligne, 1999: 201–218 • Isoptera; worker mandibles; functional morphology; defense.
- Eggleton, 1999: 1–5 • Isoptera; taxonomy; synonymy rate; biogeographical regions.
- Eggleton et al., 1999b: 1791–1802 • Isoptera; biodiversity; methane; distribution. Malaysia: Sabah.
- Fontes and Araujo, 1999: 35–90 • Isoptera; castes; biology; nests; number of genera and species (99 genera; 546 species in New World); damage.
- Huang and Li, 1999: 267–269 • Isoptera; external anatomy; characters.
- Husseneder et al., 1999: 1045–1063 • Isoptera; inbreeding; relatedness; replacement reproductives; Bartz hypothesis.
- Jamieson et al., 1999: 129–139 • Isoptera; characters; sperm morphology; phylogeny based on sperm structure.

- Kaib, 1999: 329–353 • Isoptera; caste differentiation; exocrine glands; pheromones; biochemistry; ecology.
- Matsuura, 1999: 175–182 • Isoptera; review; nest-mate recognition; agonistic behavior; colony fusion.
- Miura, 1999: 167–174 • Isoptera; caste differentiation; gene expression; social behavior; juvenile hormone; molecular mechanism.
- Peñalver et al., 1999: 236, 237, 238, 239, 240 • Isoptera; fossil history; paleontology. Spain.
- Roisin, 1999: 297–305 • Isoptera; polymorphism; behavior; inbreeding; dispersal; eusociality.
- Takematsu, 1999a: 216–221 • Isoptera; classification based on cuticular hydrocarbons.
- Bignell, 2000: 189–208 • Isoptera; symbiosis; microorganisms; gut; secretion; absorption; physiology.
- Bignell and Eggleton, 2000: 363–387 • Isoptera; sampling methods; feeding and nesting types; abundance; biomass; disturbance; biodiversity.
- Brauman et al., 2000: 233–259 • Isoptera; soil feeding; intestine; pH; microbes; mounds.
- Breznak, 2000: 209–231 • Isoptera; symbiosis; microorganism; methanogens; nitrogen fixation; uric acid; microbial diversity.
- Donovan et al., 2000: 467–513 • Isoptera; characters; morphology; feeding habits; phylogeny.
- Eggleton, 2000: 25–51 • Isoptera; biogeography; global ecology; distribution patterns; functional patterns; biogeographical regions; taxonomic groups.
- Gathorne-Hardy et al., 2000a: 251–267 • Isoptera; dispersal; feeding; species richness; distribution. Indonesia: Krakatau.
- Higashi et al., 2000: 169–187 • Isoptera; eusociality; evolution of castes; relatedness; inclusive fitness; kin selection.
- Holt and Lepage, 2000: 389–407 • Isoptera; soil structure; nutrients; mounds; plant growth.
- Inoue et al., 2000: 275–288 • Isoptera; protozoa; symbiosis; molecular phylogeny.
- Jones, 2000: 271–286 • Isoptera; altitude; soil feeding; species richness; distribution. Malaysia: Sabah.
- Jones and Eggleton, 2000: 191–203 • Isoptera; species richness; ecology; habitat disturbance; tropical forest. Cameroon; Malaysia: Mainland, Sabah.
- Kaib, 2000: 211–218 • Isoptera; glands; pheromones.
- Kambhampati and Eggleton, 2000: 1–23 • Isoptera; taxonomy and phylogeny; key to families and subfamilies; list of genera, with number of species included and biogeography; molecular systematics.
- Lepage and Darlington, 2000: 333–361 • Isoptera; nests; life history; colony; biomass; demography; swarming; predation.
- Lo et al., 2000: 801–804 • Isoptera; DNA sequences; termite-roach relationship; *Cryptocercus*.
- Maekawa and Matsumoto, 2000: 511–519 • Isoptera; termite-roach molecular phylogeny.
- Nalepa and Bandi, 2000: 53–71 • Isoptera; Dictyopteran phylogeny; heterochrony; neoteny; paedomorphosis; symbiosis.
- Noirot and Darlington, 2000: 121–139 • Isoptera; nests; architecture; microclimate regulation; defense.
- Roisin, 2000: 95–119 • Isoptera; polymorphism; caste differentiation; reproduction; dispersal.
- Rouland-Lefèvre, 2000: 289–306 • Isoptera; symbiosis; fungi; fungus combs; cellulose degradation; enzymes; *Termitomyces*.
- Schalkwyk and Moifatswane, 2000: 67–68 • Isoptera; termitaria dating; archeology.
- Schuster et al., 2000: 15–20 • Isoptera; fossil nest; Pliocene. Chad.
- Slaytor, 2000: 307–332 • Isoptera; microbiota; cellulase; metabolism; nitrogen fixation.
- Sugimoto et al., 2000: 409–435 • Isoptera; carbon dioxide; methane; mounds; soil; greenhouse effect.
- Thompson et al., 2000b: 869–881 • Isoptera; phylogeny of the families; origin of workers.
- Thorne et al., 2000: 77–93 • Isoptera; fossil history; genera; fossil genera; age and dispersion; wings of fossil species figured; dictyopteran phylogeny.

- Traniello and Leuthold, 2000: 141–168 • Isoptera; foraging; food selection; polyethism; chemical communication; defensive behavior.
- Turner, 2000b: 1–235 • Isoptera; nests; homeostasis; supraorganism.
- Eggleton, 2001: 187–193 • Isoptera; phylogeny; cladistics; systematics.
- Eggleton and Tayasu, 2001: 941–960 • Isoptera; biodiversity; classification and phylogeny based on ecological characteristics: feeding groups and “lifeways.”
- Gathorne-Hardy et al., 2001: 379–395 • Isoptera; altitude; feeding; disturbance; rainforest; distribution. Indonesia: Sumatra.
- Grandcolas and d’Haese, 2001: 51 • Isoptera; phylogeny; cladogram; sister group; *Cryptocercus*.
- Grimaldi, 2001: 1152–1160 • Isoptera; phylogeny; Cretaceous genera listed; paleontology.
- Haas and Kukalová-Peck, 2001: 445–509 • Isoptera; of superorder Blattoneoptera; hind wing folding and articulation; phylogeny; Dictyoptera: Mantodea + (Blattodea + Isoptera).
- Klass, 2001: 223–265 • Isoptera; genitalia; blattarian phylogeny; cladistic analysis; sister relationships of termites.
- Nalepa et al., 2001b: 194–201 • Isoptera; evolution of digestive mutualisms in Dictyoptera; symbiosis; trophallaxis; coprophagy.
- Roisin, 2001: 224–230 • Isoptera; sexual dimorphism; sex ratio; relatedness.
- Shelton and Appel, 2001d: 193–219 • Isoptera; respiratory physiology; carbon dioxide emission.
- Wheeler et al., 2001: 113–169 • Isoptera; phylogeny; molecular and morphological characters; sister group of Blattaria + Mantodea.
- Zhuzhikov, 2001: 1176–1184 • Isoptera; proctodeal trophallaxis; symbiosis.
- Belyaeva, 2002: 270–273 • Termitida (= Isoptera); characters; synapomorphies; phylogeny; fossil history.
- Constantino, 2002a: 1–40 • Isoptera; illustrated key to Neotropical genera based on soldier.
- Davies, 2002: 233–242 • Isoptera; forest islands; species richness; feeding types. French Guiana.
- Donovan et al., 2002: 379–385 • Isoptera; biodiversity; ecology; biogeography. Malawi.
- Eggleton et al., 2002a: 189–202 • Isoptera; soil biodiversity; ecology; distribution. West and Central Africa: Cameroon; Congo.
- Eggleton et al., 2002b: 1239–1246 • Isoptera; biodiversity; ecology; feeding and nesting groups in Congo-Brazzaville.
- Faragalla, 2002: 195–212 • Isoptera; ecozoogeography of Saudi Arabia.
- Gathorne-Hardy et al., 2002a: 453–466 • Isoptera; biogeography of southeast Asia (Borneo, Java, Malaya, Sumatra, Thailand); climate; refugia.
- Gathorne-Hardy et al., 2002b: 1991–2006 • Isoptera; rainforest; human disturbance: forest fires, logging. Indonesia: Kalimantan, Sumatra; Malaysia: Sabah.
- Grandcolas and d’Haese, 2002: 885–888 • Isoptera; phylogeny of the families; origin of workers.
- Grimaldi et al., 2002: 35 • Isoptera; fossil history; paleontology; Burmese amber.
- Homathevi et al., 2002: 225–237 • Isoptera; functional group; soil feeding; species richness; distribution. Malaysia: Sabah.
- Huang et al., 2002: 49 • Isoptera; key to families. China: Hainan.
- Jones and Prasetyo, 2002: 117–128 • Isoptera; species composition; Indonesia: Borneo: Kalimantan.
- König et al., 2002: 125–156 • Isoptera; hind gut fauna and flora; symbionts: protozoa and bacteria; physiology of digestion; review.
- Rajgopal, 2002: 33–46 • Isoptera; pest species; distribution. India.
- Turner, 2002: 63–67 • Isoptera; supraorganism.
- Uys, 2002: 6–10 • Isoptera; characters; castes; life cycle; nests.
- Vršanský, 2002: 1–16 • Isoptera; phylogeny; relationships with Mantodea.
- Zhong and Liu, 2002: 25–32 • Isoptera; list of termite genera (44) and number of species (476) from China.
- Das, 2003: 154–163, 447–450 • Isoptera; catalog; new taxa described; bibliography, 1919–1991. India.
- Davies et al., 2003b: 847–877 • Isoptera; biogeography; species richness; rainforest.

- Davies et al., 2003a: 509–524 • Isoptera; diversity; species composition; tropical forest. French Guiana.
- Deitz et al., 2003: 69–91 • Isoptera; phylogeny; sister relationships to Blattaria; data matrix of 77 characters; morphology; wing vein homology.
- DeSouza et al., 2003: 639–649 • Isoptera; fire; cerrado; Brazilian Savanna.
- Eggleton and Davies, 2003: 654–660 • Isoptera; biology; ecology; biogeography; endemism of Madagascar fauna.
- Gillison et al., 2003: 111–126 • Isoptera; tropical forest; disturbance; land use. Indonesia: Sumatra.
- Hasiotis, 2003: 259–320 • Isoptera; ichnofossil nest; comparisons with nest architecture of extant taxa; paleoecology.
- Jones et al., 2003: 380–391 • Isoptera; disturbance; rainforest; species richness; Indonesia: Sumatra.
- Klass, 2003: 134–137 • Isoptera; dictyopteran phylogeny based on morphological characters; sister relationships of termites.
- Korb, 2003: 212–219 • Isoptera; mounds; thermo-regulation; gas exchange.
- Lewis, 2003: 604–608 • Isoptera; life cycle; biology; ecology; families included.
- Lo, 2003: 137–138 • Isoptera; discussion on molecular phylogenetics of Dictyoptera; sister relationships of termites.
- Lo et al., 2003: 907–913 • Isoptera; bacteria; endosymbionts; termite-roach relationship; ovipositor; time scale; Dictyoptera.
- O'Toole et al., 2003: 15–27 • Isoptera; nest architecture; models; crowding.
- Thorne and Traniello, 2003: 283–306 • Isoptera; social biology; colony structure; behavior; phylogeny.
- Thorne et al., 2003: 12808–12813 • Isoptera; evolution of soldier caste; genetics; social behavior.
- Vršanský, 2003: 147 • Isoptera; undescribed new fossil species. Mongolia: Cretaceous.
- Acda, 2004b: 159–168 • Isoptera; checklist, after Snyder and Francia; distribution. Philippines.
- Bordy et al., 2004: 68–78 • Isoptera; Jurassic nests. South Africa.
- Dai et al., 2004: 20–23 • Isoptera; classification; review.
- DeSouza and Miramontes, 2004: 527–538 • Isoptera; density; group size; survival.
- Engel and Krishna, 2004a: 1–9, table 1 • Isoptera; classification; family and subfamily names.
- Fontes and Vulcano, 2004: 346 • Isoptera; fossil catalog. New World.
- Korb and Heinze, 2004: 291–304 • Isoptera; eusociality; selection.
- Roux and Korb, 2004: 869–875 • Isoptera; eusociality; castes.
- Thompson et al., 2004: 217–220 • Isoptera; phylogeny of the families; origin of workers.
- Xu et al., 2004: 86–90 • Isoptera; web taxonomic system.
- Zeidler et al., 2004: 285–292 • Isoptera; taxonomic diversity; seasonal sampling. Namibia.
- Engel and Krishna, 2005c: 168 • Isoptera; classification; family and subfamily names.
- Andersen et al., 2005: 1–44 • Isoptera; general account; nests figured; distribution. Northern Australia.
- Cosarinsky et al., 2005: 745–778 • Isoptera; nests; ichnofossils.
- Galbiati et al., 2005: 925–936 • Isoptera; species richness; diversity. Brazil: Minas Gerais.
- Grimaldi and Engel, 2005: 238–252 • Isoptera; general account of the order; families; fossil history; phylogeny.
- Jarvis et al., 2005: 442–453 • Isoptera; phylogeny.
- Ladley and Bullock, 2005: 551–564 • Isoptera; stigmergy; construction simulation; model.
- Maekawa et al., 2005: 728–733 • Isoptera; bacteria; endosymbionts; termite-roach molecular phylogeny; molecular clock.
- Rathore and Mandal, 2005: 61–83 • Isoptera; key to families; habitats. India: Rajasthan.
- Roy, 2005: 137–141 • Isoptera; distribution pattern. India: Maharashtra.
- Terry and Whiting, 2005: 240–257 • Isoptera; DNA sequences; phylogeny.
- Vasconcellos et al., 2005: 127–131 • Isoptera; biodiversity; feeding groups; nests; distribution. Brazil.

- Genise et al., 2005: 303–308 • Isoptera; ichnofossil; nest; Jurassic [probably not termites].
- Yoshizawa and Johnson, 2005: 575, fig. 1 • Isoptera; 18S rDNA analysis of six species; molecular evolution; phylogeny.
- Costa, 2006: 178–181 • Isoptera; cockroach-termite connection; *Cryptocercus*; phylogeny.
- Ferreira da Cunha et al., 2006: 505–517 • Isoptera; diversity; Cerrado. Brazil.
- Francis and Harland, 2006: 773–777 • Isoptera; fossil wood borings; pellets; possibly Kalotermitidae; Cretaceous. Isle of Wight.
- Grube, 2006: 25–39 • Isoptera; ecological significance; semiarid savanna. Namibia.
- Jones et al., 2006: 429–431 • Isoptera; functional diversity; sampling standardization; biogeography.
- Klass and Meier, 2006: 3–50 • Isoptera; dictyopteran phylogeny; morphological characters; sister relationships of termites; sociality.
- Li et al., 2006: 221–241 • Isoptera; hindgut; cellulose digestion; cellulases.
- Wieland, 2006: 51–76 • Isoptera; cervical sclerites; morphology; phylogeny.
- Yamada et al., 2006: 75–83 • Isoptera; nitrogen fixation; tropical forests. Thailand.
- Yang et al., 2006: 110–115 • Isoptera; cellulose digestion; enzymes; cellulase; gene cloning and sequencing.
- Yuan and Yuan, 2006: 1–12 • Isoptera; order of superorder Blattodea (includes orders: Blattaria, Mantodea, Mantophasmatodea, Dermaptera, Grylloblattodea and Zoraptera); classification.
- Zhou et al., 2006a: 4499–4504 • Isoptera; caste regulation; RNA interference; juvenile hormone.
- Inward et al., 2007a: 331–335 • Isoptera; molecular phylogeny; relationship with *Cryptocercus*; order ranked as family Termitidae of order Blattodea.
- Lo et al., 2007: 1–3 • Isoptera; rebuttal to Inward et al.: the name Isoptera preserved.
- Pellens et al., 2007: 616–626 • Isoptera; origin of social behavior; *Cryptocercus*; *Parasphaeria*.
- Acioli and Macambira, 2007: 451–455 • Isoptera; type specimens; Brazilian species.
- Cui et al., 2007: 18–31 • Isoptera; catalog; Chinese species; type specimen repositories.
- Bechly, 2007: 249–253 • Isoptera; characters; systematics; phylogeny; fossil record.
- Klass and Eulitz, 2007: 205–234 • Blattodea: Isoptera; tentorium; morphology; phylogeny.
- Inward et al., 2007b: 953–967 • Isoptera; generic level phylogeny; morphological and molecular data; life histories.
- Eggleton et al., 2007: 564–565 • Isoptera; response to Lo et al.; new epifamily Termitoidae proposed within Blattodea.
- Scholtz et al., 2008: 631–650 • Isoptera; soldier; defense strategies; morphometric analysis; predation.
- Klass et al., 2008: 809–817 • Isoptera; eusociality; biparental care; symbionts; xylophagy; *Cryptocercus*.
- Korb and Hartfelder, 2008: 295–313 • Isoptera; castes; terminology; developmental plasticity; life history; caste development; lower termites.
- Ware et al., 2008: 429–450 • Isoptera; CoII, 16S, 18S, 28S sequences; phylogeny; *Cryptocercus*.
- Legendre et al., 2008: 615–627 • Isoptera; rDNA COII sequences; phylogeny; worker caste.
- Koshikawa et al., 2008: 859–867 • Isoptera; haploid genome size; *Cryptocercus*; phylogeny.
- Engel and Gross, 2008: 52–59 • Isoptera; fossils; Styria.
- Ikemoto et al., 2009: 841–859 • Isoptera; lower termites; caste differentiation; inhibitory pheromones; mathematical model.
- Davis et al., 2009: 1750–1761 • Isoptera; phylogeny; supertree; species richness; diversification.
- Engel et al., 2009: 1–5, fig. 3 • Isoptera; phylogeny of termite lineages; extinct and recent taxa; paleontology, family classification.
- Ohkuma et al., 2009: 239–245 • Isoptera; symbiosis; evolution of social behavior; *Cryptocercus*.
- Ware et al., 2010b: 204–219, figs. 1–5 • Isoptera; phylogeny; divergence time estimates; age.
- Bignell et al., 2010: 1–576 • Isoptera; phylogeny; ecology; behavior, genetics; evolution; social organization.
- Eggleton, 2010: 1–26 • Isoptera; taxonomy; morphology.
- Lo and Eggleton, 2010: 27–50 • Isoptera; phylogeny; symbionts.

- Lo et al., 2010: 51–67 • Isoptera; cellulases; genes; evolutionary origins; phylogeny.
- Nalepa, 2010: 69–95 • Isoptera; eusociality; behavior; parental care; *Cryptocercus*.
- Howard and Thorne, 2010: 97–132 • Isoptera; evolution; eusociality; behavior; castes; fitness; group selection.
- Roisin and Korb, 2010: 133–164 • Isoptera; worker caste; origin and evolution; development; kin selection.
- Rosengaus et al., 2010: 165–191 • Isoptera; disease; microbes; immunity.
- Nobre et al., 2010: 193–210 • Isoptera; fungus; symbiosis; *Termitomyces*.
- Miura and Scharf, 2010: 211–253 • Isoptera; castes; differentiation; hormones; genomics.
- Matsuura, 2010: 255–277 • Isoptera; reproduction; parthenogenesis; molecular markers; eusociality.
- Bordereau and Pasteels, 2010: 279–320 • Isoptera; pheromones; glands; biochemistry; foraging; pairing.
- Vargo and Husseneder, 2010: 321–347 • Isoptera; colony; biology; genetics; molecular markers.
- Korb, 2010: 349–373 • Isoptera; mounds; building; function; nest conditions; ventilation; Macrotermitinae.
- Bignell, 2010: 375–412 • Isoptera; intestine; digestion; microbiology; microorganisms.
- Ohkuma and Brune, 2010: 413–438 • Isoptera; intestine; symbionts; molecular phylogeny.
- Brune and Ohkuma, 2010: 439–475 • Isoptera; intestine; microorganisms; digestion; physiology.
- Jones and Eggleton, 2010: 477–498 • Isoptera; ecosystems; species richness; biogeography.
- Rouland-Lefèvre, 2010: 499–517 • Isoptera; pests; agriculture; control.
- Evans, 2010: 519–562 • Isoptera; new term for introduced destructive species; Kalotermitidae; Rhinotermitidae.
- Šobotník et al., 2010c: 1012–1021 • Isoptera; chemical defense; frontal glands.
- Rust et al., 2010: 18360–18365 • Isoptera; Rhinotermitidae from Eocene amber. India.
- Engel, 2011: 171–184 • Isoptera; nomenclature; classification; family group names; type genera; new clade: Xylophagodea = Isoptera and Cryptocercidae.

Socialia Gerstaecker, 1863: 40 • [referred to as “Zunft Orthoptera socialia” of order Orthoptera, without a taxonomic rank for Socialia and with Termitina included as a family; Börner, 1904 subsequently proposed Socialia as a suborder of Isoptera and included in it the family Termitidae].

Platyptera Packard, 1886: 808 • [proposed as an order to include bird-lice].

†CRATOMASTOTERMITIDAE Engel, Grimaldi, and Krishna, 2009

†**Cratomastotermitidae** Engel et al., 2009: 9, 10, table 3.

TYPE GENUS: *Cratomastotermes* Bechly, 2007.

▲ 1 fossil genus, 1 fossil species.

🌐 DISTRIBUTION: Neotropical Region.

†*Cratomastotermes* Bechly, 2007

†***Cratomastotermes*** Bechly, 2007: 253–254.

TYPE SPECIES: *Cratomastotermes wolfschwenningeri* Bechly, 2007 by original designation.

— Grimaldi et al., 2008: 5, 8, 10 • *Cratomastotermes*; diagnosis; description; relationships.

▲ 1 fossil species.

🌐 DISTRIBUTION: Neotropical Region.

†*Cratomastotermes wolfschwenningeri* Bechly, 2007

†***Cratomastotermes wolfschwenningeri*** Bechly, 2007: 254 (imago), figs. 11.25a, b.

TYPE DATA: Holotype: SMNS 66186 imago. Paratype(s): SMNS 66187, 66188 imagoes.

TYPE LOCALITY: Brazil: Southern Ceará, Chapada do Araripe, vicinity of Nova Olinda.

— Grimaldi et al., 2008: 10, figs 5–7, table 1 • *Cratomastotermes wolfschwenningeri*; imago described and figured. Brazil: Early Cretaceous: Crato Formation.

— Engel et al., 2009: 22, 23, 26, figs. 1, 3 • *Cratomastotermes wolfschwenningeri*; character-state coding; phylogeny; geological time.

🌐 DISTRIBUTION: Neotropical Region—Brazil: Ceará.

* FOSSIL RECORD: Mesozoic–Cretaceous: Early: Aptian.

MASTOTERMITIDAE Desneux, 1904

Mastotermitinae Desneux, 1904c: 282, 284 [originally proposed as a subfamily, Mastotermitinae of Termitidae].

TYPE GENUS: *Mastotermes* Froggatt, 1897.

- Froggatt, 1897a: 516 • Calotermitinae [part]; of Termitidae; characters.
- Silvestri, 1903: 16, 17 • Calotermitinae [part]; of Termitidae; characters.
- Desneux, 1904b: 9, 10 • Mastotermitinae; as subfamily of Termitidae; reference list; characters; key.
- Desneux, 1904c: 284 • Mastotermitinae; as subfamily of Termitidae; characters.
- Silvestri, 1909b: 280–284 • Mastotermitidae; characters; morphology.
- Enderlein, 1909: 172 • Mastotermitidae; included as a family in suborder Hemiclidoptera of Isoptera; characters.
- Escherich, 1909: 170 • Mastotermitinae; as subfamily of Termitidae; characters.
- Holmgren, 1910b: 285 • Mastotermitinae; listed; subfamily of Protermitidae.
- Holmgren, 1911a: 10, 14–33 • Mastotermitidae; characters listed; generic and species composition discussed; key; also as Mastotermitinae; listed as subfamily of Protermitidae.
- Banks and Snyder, 1920: 10 • Mastotermitidae; key.
- Handlirsch, 1921: 223 • Mastotermitidae; fossil history.
- Handlirsch, 1923: 504, 505 • Mastotermitidae; key; synonymy.
- Pongrácz, 1926: 26, 27, 28, 29, pl. 5 • Mastotermitinae; discussion; geological distribution.
- Tillyard, 1926b: 104, 105 • Mastotermitidae; characters; key.
- Pongrácz, 1928: 101, 113, 114, 115 • Mastotermitidae; cited as subfamily; also as Mastotermitinae.
- Handlirsch, 1930: 856 • Mastotermitidae; key; synonymy; fossil history.
- Tillyard, 1931: 371–390 • Mastotermitidae; wing venation described and figured.
- Brues and Melander, 1932: 93, 95 • Mastotermitidae; key.
- Hill, 1932b: 9 • Mastotermitidae; key.
- Light, 1934c: 120 • Mastotermitidae; characters.
- Hare, 1937: pl. 1 • Mastotermitidae; phylogeny based on soldier mandibles.
- Martynov, 1937: 86, 89, 93, 95, 96, 111, 102, 104, 107, 113 ff. • Mastotermitidae; wing venation; discussion; phylogeny.
- Martynov, 1938: 83 • Mastotermitidae; wing venation; discussion.
- Statz, 1939: 31, 32, 33, 44, table 4 • Mastotermitiden [idae]; paleontology.
- Emerson, 1942: 10 • Mastotermitidae; listed.
- Hill, 1942: 6–7 • Mastotermitidae; defining characters; list of Australian genera and species.
- Snyder, 1949a: 9, 10 • Mastotermitidae; catalog, reference list, synonymy.
- Grassé, 1949: 529–530 • Mastotermitidae; characters; genera included.
- Riek, 1952: 17 • Mastotermitidae; characters; genera included.
- Lal and Menon, 1953: 2 • Mastotermitidae; catalog; key.
- Emerson, 1955: 479, 488, 490, 491, 505, 506, 507, 508, 516, 517 • Mastotermitidae; number of genera and species; distribution.
- Weidner, 1955f: 36, 43–44, 68 • Mastotermitidae; key; characters; genera included.
- Weidner, 1955b: 61 • Mastotermitidae; paleontology; distribution.
- Haupt, 1956: 23 • Mastotermitidae; characters; comparisons.
- Imms, 1957: 391 • Mastotermitidae; characters.
- Calaby and Gay, 1959: 212 • Mastotermitidae; zoogeography; number of species.
- Harris, 1961a: 44–45, 65 • Mastotermitidae; key; characters.
- Emerson, 1965: 15–19 • Mastotermitidae; synonymy; discussion; genera included; distribution.
- Noirot and Noirot-Timotheé, 1965c: 267–268 • Mastotermitidae; sternal gland.
- Noirot and Noirot-Timotheé, 1969: 49–88 • Mastotermitidae; gut morphology.
- Araujo, 1970d: 531 • Mastotermitidae; number of genera and species in Neotropical Region.

- Krishna, 1970: 129, 130–132, figs. 1, 2 • Mastotermitidae; key; phylogeny and distribution of included genera.
- Weidner, 1970c: 10, 11 • Mastotermitidae; key.
- Morimoto, 1975b: 7, 8 • Mastotermitidae; key.
- Roonwal, 1975c: 37, fig. 9 • Mastotermitidae; phylogeny.
- Schlüter, 1975: 155 • Mastotermitidae; Cretaceous amber from France [also see Schlüter 1989: 62].
- Noirot and Noirot-Timotheé, 1977: 696, 698, 700 • Mastotermitidae; rectum; histology.
- Wilson, 1977: 1139, 1141 • Mastotermitidae; fossil; partial wing figured; distribution. Canada: British Columbia: Horsefly: Middle Eocene.
- Baccetti, 1979: 631 • Mastotermitidae; sperm morphology.
- Yamin, 1979: 1–120 • Mastotermitidae; protozoa.
- Ampion and Quennedey, 1981: 249, fig. 1 • Mastotermitidae; sternal and tergal glands; phylogeny.
- Brown, 1982: 350 • Mastotermitidae; characters.
- Prestwich, 1983b: 290 • Mastotermitidae; defensive secretions.
- Roonwal, 1983b: 366, 367, 377, 383 • Mastotermitidae; wing microsculpturing.
- Howse, 1984b: 477 • Mastotermitidae; glands; secretions; biochemistry; behavior.
- Abe, 1987: 126, 130, 141 • Mastotermitidae; phylogeny; nest type; number of species.
- Salihah, 1987: 1–8 • Mastotermitidae; phylogeny.
- Huang et al., 1989: 110, 111 • Mastotermitidae; key.
- Roonwal and Chhotani, 1989: 114–115, 119, 121–122 • Mastotermitidae; diagnostic characters listed; generic and species composition discussed; key.
- Martynova, 1991: 140 • Mastotermitidae; characters; distribution.
- Watson and Gay, 1991: 342 • Mastotermitidae; key; characters; biology.
- Carpenter, 1992: 139 • Mastotermitidae; characters; genera included.
- Spahr, 1992: 31 • Mastotermitidae; synonymy.
- Thorne and Carpenter, 1992: 256, 257, 261, 262 • Mastotermitidae; character data matrix; phylogeny.
- Watson and Abbey, 1993b: 2 • Mastotermitidae; remarks.
- Noirot, 1995a: 321–323 • Mastotermitidae; sternal gland; phylogeny.
- Noirot, 1995b: 197–226 • Mastotermitidae; gut morphology.
- Kambhampati et al., 1996: 229–238 • Mastotermitidae; phylogeny based on DNA of m16S rRNA.
- Zhu et al., 1997: 362, 363, fig. 2 • Mastotermitidae; fossil distribution; genera listed.
- Jamieson et al., 1999: 131, 135 • Mastotermitidae; phylogeny based on sperm structure.
- Huang et al., 2000: 159 • Mastotermitidae; key.
- Kambhampati and Eggleton, 2000: 20 • Mastotermitidae; key.
- Roisin, 2000: 103–104 • Mastotermitidae; caste development.
- Eggleton and Tayasu, 2001: 943, table 1, figs. 2, 8 • Mastotermitidae; biodiversity; classification and phylogeny based on ecological characteristics: feeding groups and “lifeways.”
- König et al., 2002: 125–156 • Mastotermitidae; hind gut fauna and flora; symbionts: protozoa and bacteria; physiology of digestion; review.
- Williams, 2002: 1–208: 42 • Mastotermitidae; rainforest; distribution. Australia.
- Deitz et al., 2003: 69–91 • Mastotermitidae; characters; phylogeny; cladistic analysis.
- Thorne and Traniello, 2003: 283–306 • Mastotermitidae; relationships; fossil record.
- Wappler, 2003: 26–30 • Mastotermitidae; fossil genera and species included; paleontology.
- Engel and Krishna, 2004a: 2, 5, table 1 • Mastotermitidae; classification; listed.
- Crosland et al., 2005: 63–66 • Mastotermitidae; arolium morphology.
- Grimaldi and Engel, 2005: 242–244, 251 • Mastotermitidae; fossil history; phylogeny.
- Wappler and Engel, 2006: 381 • Mastotermitidae; checklist of species; distribution through geologic time.
- Bechly, 2007: 253 • Mastotermitidae; characters.
- Klass and Eulitz, 2007: 205–234 • Mastotermitidae; tentorium; morphology; phylogeny.

- Inward et al., 2007b: 953–967 • Mastotermitidae; generic level phylogeny; morphological and molecular data; life histories.
- Yamada et al., 2007: 3768–3777 • Mastotermitidae; *nifH*; nitrogen fixation; symbiosis; phylogeny.
- Legendre et al., 2008: 615–627 • Mastotermitidae; rDNA COII sequences; phylogeny; worker caste.
- Koshikawa et al., 2008: 859–867 • Mastotermitidae; haploid genome size; phylogeny.
- Quennedey et al., 2008: 168–185 • Mastotermitidae; sternal gland; histology; phylogeny.
- Davis et al., 2009: 1750–1761 • Mastotermitidae; phylogeny; supertree; species richness; diversification.
- Engel et al., 2009: 10, table 3, fig. 3 • Mastotermitidae; classification; geological time; phylogeny.
- Ware et al., 2010b: 204–219, figs. 1–5 • Mastotermitidae; phylogeny; divergence time estimates.

†Pliotermitinae Pongrácz, 1917: 28 [described as subfamily of Termitidae].

TYPE GENUS: *Pliotermes* Pongrácz, 1917.

- Statz, 1939: 32 • Pliotermitidae; listed; paleontology.
- Emerson, 1965: 15, 16 • Pliotermitinae; synonymized with Mastotermitidae.
- Engel and Krishna, 2007a: 105 • Pliotermitinae; listed; comments.
- Engel et al., 2009: 10, table 3 • Pliotermitinae; classification; listed as synonym.

†Miotermitinae Pongrácz, 1926: 29 [cited as subfamily of Termitidae].

TYPE GENUS: *Miotermes* Rosen, 1913.

- Statz, 1939: 32 • Miotermitidae; listed; paleontology.
- Engel and Krishna, 2007a: 105–106 • Miotermitinae; synonymized with Mastotermitidae.
- Engel et al., 2009: 10, table 3 • Miotermitinae; classification; listed as synonym.

▲ 1 genus: 1 living species, 13 fossil species; 7 fossil genera: 12 fossil species.

🌐🌐🌐 DISTRIBUTION: Australian Region; Nearctic Region; Neotropical Region; Oriental Region; Palearctic Region.

†*Blattotermes* Riek, 1952

†*Blattotermes* Riek, 1952: 18.

TYPE SPECIES: *Blattotermes neoxenus* Riek, 1952 by original designation.

- Emerson, 1965: 24 • *Blattotermes*; synonymy; characters; relationships.
- Morimoto, 1967a: 9 • *Blattotermes*; distribution.
- Morimoto, 1975b: 9 • *Blattotermes*; listed.
- Araujo, 1977c: 70 • *Blattotermes*; catalog.
- Carpenter, 1992: 139, fig. 82 • *Blattotermes*; species included; wing figured; distribution.
- Fontes and Monteiro, 1998: 41 • *Blattotermes*; etymology and pronunciation.
- Thorne et al., 2000: 80 • *Blattotermes*; number of fossil species; age; distribution.
- Fontes and Vulcano, 2004: 351 • *Blattotermes*; fossil catalog. New World.

▲ 3 fossil species.

🌐🌐🌐 DISTRIBUTION: Australian Region; Nearctic Region; Palearctic Region.

†*Blattotermes massiliensis* Nel, 1986†*Blattotermes massiliensis* Nel, 1986: 276–278 (imago), figs. 4–5, 8.

TYPE DATA: Holotype: MNHP No. IPM-R.07442 imago.

TYPE LOCALITY: France: Aix-en-Provence: Bouches-du-Rhône.

- Nel and Paicheler, 1993: 105–106, fig. 1 • *Blattotermes massiliensis*; imago described and figured; type data, paleontology, distribution.
- Thorne et al., 2000: 84, fig. 4b [part] • *Blattotermes massiliensis*; imago wing figured.

🌐 DISTRIBUTION: Palaearctic Region—France.

✳️ FOSSIL RECORD: Cenozoic–Palaeogene: Oligocene.

†*Blattotermes neoxenus* Riek, 1952†*Blattotermes neoxenus* Riek, 1952: 19 (imago), fig. 1, pl. 1: figs. 1–3.

TYPE DATA: Holotype: GUQ Nos. F.10431a, b (part and counterpart) imago.

TYPE LOCALITY: Australia: Queensland: Dinmore.

- Emerson, 1965: 24–25 • *Blattotermes neoxenus*; listed; locality. Australia: Eocene.
- Nel and Paicheler, 1993: 105 • *Blattotermes neoxenus*; type data, paleontology, distribution.
- Thorne et al., 2000: 84, fig. 4b (part) • *Blattotermes neoxenus*; imago wing figured.

🌐 DISTRIBUTION: Australian Region—Australia: Queensland.

✳️ FOSSIL RECORD: Cenozoic–Palaeogene: Eocene.

†*Blattotermes wheeleri* (Collins, 1925)†*Mastotermes wheeleri* Collins, 1925: 406–410 (imago), fig. 2.

TYPE DATA: Holotype: USNM imago.

TYPE LOCALITY: USA: Tennessee: Hardeman County, ca. 1 mi S Grand Junction, ca. 570 ft.

- Pongrácz, 1926: 25, 28, pl. 5 • *Mastotermes Wheeleri*; discussion, phylogeny.
- Statz, 1939: table 4 • *Mastotermes wheeleri*; listed, paleontology.
- Snyder, 1949a: 354 • *Mastotermes wheeleri*; catalog; reference list. USA: Eocene.
- Snyder, 1950b: 191–192 • *Mastotermes wheeleri*; listed; systematic placement discussed.
- Riek, 1952: 18, 19, fig. 2 • *Blattotermes wheeleri*; generic position discussed; new combination.
- Haupt, 1956: 24–27, fig. 17 • *Mastotermes wheeleri*; imago discussed and figured.
- Pierce, 1958: 24 • *Blattotermes wheeleri*; synonymy.
- Emerson, 1965: 25 • *Blattotermes wheeleri*; synonymy; locality. USA: Tennessee: Eocene.
- Araujo, 1977c: 70 • *Blattotermes wheeleri*; catalog. USA: Tennessee: Eocene.
- Burnham, 1978: 88 • *Blattotermes wheeleri*; listed.
- Lewis and Heikes, 1989: 7 • *Mastotermes wheeleri*; bibliographic data.
- Nel and Paicheler, 1993: 105 • *Blattotermes wheeleri*; type data; paleontology; distribution.
- Fontes and Vulcano, 1998: 280 • *Blattotermes wheeleri*; fossil catalog. New World.
- Thorne et al., 2000: 84, fig. 4b (part) • *Blattotermes wheeleri*; imago wing figured.
- Fontes and Vulcano, 2004: 351 • *Blattotermes wheeleri*; fossil catalog. New World.

🌐 DISTRIBUTION: Nearctic Region—USA: Tennessee.

✳️ FOSSIL RECORD: Cenozoic–Palaeogene: Eocene.

†*Garmitermes* Engel, Grimaldi, and Krishna, 2007

†*Garmitermes* Engel et al., 2007b: 4–7.

TYPE SPECIES: *Garmitermes succineus* Engel, Grimaldi, and Krishna, 2007 by original designation.

▲ 1 fossil species.

🌐 DISTRIBUTION: Palearctic Region.

†*Garmitermes succineus* Engel, Grimaldi, and Krishna, 2007

†*Garmitermes succineus* Engel et al., 2007b: 3, 7–8 (imago), figs. 1–3.

TYPE DATA: Holotype: AMNH B-JH-118 imago.

TYPE LOCALITY: “Blaue Erde” deposit, Baltic amber.

— Engel et al, 2009: 23, 24, 26, fig. 3 • *Garmitermes succineus*; character-coding; phylogeny; geological time.

🌐 DISTRIBUTION: Palearctic Region—Poland.

* FOSSIL RECORD: Cenozoic–Palaeogene: Eocene: Lutetian.

†*Idanotermes* Engel, 2008

†*Idanotermes* Engel, 2008: 195, 198.

TYPE SPECIES: *Idanotermes desioculus* Engel, 2008 by original designation.

▲ 1 fossil species.

🌐 DISTRIBUTION: Palearctic Region.

†*Idanotermes desioculus* Engel, 2008

†*Idanotermes desioculus* Engel, 2008: 198–199 (imago), figs. 1–4.

TYPE DATA: Holotype: KU B-175 imago.

TYPE LOCALITY: Baltic amber.

🌐 DISTRIBUTION: Palearctic Region—Poland.

* FOSSIL RECORD: Cenozoic–Palaeogene: Eocene: Lutetian.

†*Khanitermes* Engel, Grimaldi, and Krishna, 2007

†*Khanitermes* Engel et al., 2007a: 8–9.

TYPE SPECIES: *Khanitermes acutipennis* Ponomarenko, 1988 by original designation.

▲ 1 fossil species.

🌐 DISTRIBUTION: Oriental Region.

†*Khanitermes acutipennis* (Ponomarenko, 1988)

†*Valditermes acutipennis* Ponomarenko, 1988: 71 (imago), fig. 1, pl. 13: fig. 1.

TYPE DATA: Holotype (whereabouts unknown): No. PIN 4271/1 imago.

TYPE LOCALITY: Mongolia: Bayan Khongor Aimak, Gobi Alley, 33 km N of Somon Bayan-Leg, Shar-Tologoi.

- Jarzembowski, 1991: 93 • *Valditermes acutipennis*; listed.
- Nel and Paicheler, 1993: 136 • *Valditermes acutipennis*; type data; paleontology; distribution.
- Martínez-Delclòs and Martinell, 1995: 595 • *Valditermes acutipennis*; listed.
- Krishna and Grimaldi, 2000: 133 • *Valditermes acutipennis*; listed.
- Thorne et al., 2000: 81, 85, fig. 2 (part) • *Valditermes acutipennis*; discussion; imago wing figured.
- Engel et al., 2007a: 9, fig. 2a • *Khanitermes acutipennis*; synonymy; imago wing described and figured; new combination; paleontology. Mongolia.

🌐 DISTRIBUTION: Oriental Region—Mongolia.

✳️ FOSSIL RECORD: Mesozoic–Cretaceous: Late: Aptian.

Mastotermes Froggatt, 1897

Mastotermes Froggatt, 1897a: 517.

TYPE SPECIES: *Mastotermes darwiniensis* Froggatt, 1897 by monotypy.

- Desneux, 1904e: 374 • *Mastotermes*; remarks; relationship to blattoids.
- Desneux, 1904b: 10–11 • *Mastotermes*; reference list; characters; key; distribution.
- Desneux, 1904c: 279–282 • *Mastotermes*; characters.
- Silvestri, 1909b: 284 • *Mastotermes*; characters.
- Holmgren, 1910b: 285 • *Mastotermes*; listed; *Termes errabundus* included).
- Holmgren, 1911a: 10, 15–33 • *Mastotermes*; characters discussed in detail; wing venation; relationships.
- Warren, 1919: 2 • *Mastotermes*; distribution.
- Pongrácz, 1926: 26 • *Mastotermes*; discussion.
- Emerson, 1928b: 405 • *Mastotermes*; distribution.
- Pongrácz, 1928: 102–108 • *Mastotermes*; discussion; species included.
- Hare, 1937: 474, pl. 1 • *Mastotermes*; phylogeny.
- Martynov, 1937: 87–150 • *Mastotermes*; wing venation; discussion.
- Statz, 1939: 32 • *Mastotermes*; listed, paleontology.
- Emerson, 1942: 10 • *Mastotermes*; listed.
- Hill, 1942: 14–15 • *Mastotermes*; key; synonymy; imago, soldier, worker diagnosed.
- Snyder, 1949a: 352 • *Mastotermes*; catalog; reference list.
- Ratcliffe et al., 1952: 54, 59–62 • *Mastotermes*; key; biology.
- Emerson, 1955: 507, 508 • *Mastotermes*; number of species; distribution.
- Weidner, 1955f: 68 • *Mastotermes*; number of species; distribution.
- Calaby and Gay, 1959: 211, 212, 215 • *Mastotermes*; zoogeography; number of species.
- Emerson, 1965: 25–28 • *Mastotermes*; synonymy; discussion; species included; ecology.
- McKittrick, 1965: 18–22 • *Mastotermes*; relationship to *Cryptocercus*.
- Morimoto, 1967a: 9 • *Mastotermes*; distribution.
- Morimoto, 1975b: 9 • *Mastotermes*; listed.
- Chhotani and Bose, 1979b: 27 • *Mastotermes*; nesting behavior and nests.
- Roonwal et al., 1979a: 126 • *Mastotermes*; wing microsculpturing.
- Ampion and Quennedey, 1981: 250, 252, 254, 255, 257, 258, fig. 1 • *Mastotermes*; sternal and tergal gland; phylogeny.




- Roonwal, 1983b: 362 • *Mastotermes*; wing microsculpturing.
- Prestwich, 1984a: 207, fig. 2 • *Mastotermes*; defensive chemicals.
- Prestwich, 1985b: 449 • *Mastotermes*; defensive chemicals; biochemistry.
- Watson and Sewell, 1985: 29 • *Mastotermes*; caste development.
- Carpenter, 1992: 139, fig. 82 • *Mastotermes*; synonymy; species included; wing figured; distribution.
- Fontes and Vulcano, 1998: 280 • *Mastotermes*; fossil catalog. New World.
- Fontes and Monteiro, 1998: 40 • *Mastotermes*; etymology and pronunciation.
- Thorne et al., 2000: 80 • *Mastotermes*; number of fossil species; age; distribution.
- Fontes and Vulcano, 2004: 351 • *Mastotermes*; fossil catalog. New World.
- Grimaldi and Engel, 2005: 89, 92, 229, 230, 242–245, 250 • *Mastotermes*; fossil; egg case; ovipositor; characters.
- Klass and Meier, 2006: 3–50 • *Mastotermes*; characters; phylogeny.

†*Pliotermes* Pongrácz, 1917: 28.

TYPE SPECIES: *Pliotermes hungaricus* Pongrácz, 1917 by monotypy.

- Pongrácz, 1926: 26 • *Pliotermes*; characters; cited as new genus.
- Pongrácz, 1931: 106 • *Pliotermes*; discussion.
- Statz, 1939: 32 • *Pliotermes*; listed; paleontology.
- Emerson, 1942: 10 • *Pliotermes*; listed.
- Snyder, 1949a: 354 • *Pliotermes*; catalog; reference list; listed as valid.
- Emerson, 1955: 507 • *Pliotermes*; number of species; distribution; cited as valid.
- Weidner, 1955f: 68 • *Pliotermes*; number of species; distribution; cited as valid.
- Emerson, 1965: 17 • *Pliotermes*; synonymized with *Mastotermes*.

▲ 1 living species, 13 fossil species.

   DISTRIBUTION: Australian Region; Neotropical Region; Palaearctic Region; Papuan Region [introduced].

†*Mastotermes anglicus* Rosen, 1913

†*Mastotermes anglicus* Rosen, 1913a: 322 (imago), pl. 27: figs. 5–8.

TYPE DATA: Lectotype: BMNH No. I.15037 imago wing, Middle Oligocene, ex. “insect limestone.”
Paralectotypes: BMNH imago wings.

LECTOTYPE DESIGNATION: Jarzembowski, 1980: 247.

TYPE LOCALITY: United Kingdom: England: Isle of Wight: Gurnard Bay.

- Snyder, 1925d: chart 1 • *Mastotermes anglicus*; listed.
- Collins, 1925: 409, figs. 6–7 • *Mastotermes anglicus*; imago discussed and figured.
- Pongrácz, 1926: 25, 28, pl. 5 • *Mastotermes anglicus*; discussion; phylogeny.
- Pongrácz, 1928: 108, 112 • *Mastotermes anglicus*; key.
- Pongrácz, 1931: 106 • *Mastotermes anglicus*; phylogeny; paleontology.
- Martynov, 1937: 90, 95, 124 • *Mastotermes anglicus*; discussion.
- Statz, 1939: table 4 • *Mastotermes anglicus*; listed; paleontology.
- Armbruster, 1941: 17–18 • *Mastotermes anglicus*; discussion.
- Snyder, 1949a: 352 • *Mastotermes anglicus*; catalog. England: Oligocene.
- Riek, 1952: 19 • *Mastotermes anglicus*; mentioned as similar to *Blattotermes*.
- Haupt, 1956: 25, 27, figs. 19–20 • *Mastotermes anglicus*; imago discussed and figured.
- Emerson, 1965: 29–30 • *Mastotermes anglicus*; imago characters; synonymy; locality. England: Oligocene.
- Schlüter, 1978: 58 • *Mastotermes anglicus*; discussion.

- Jarzembowski, 1980: 245–248, figs. 5–7, 15, 20 • *Mastotermes anglicus*; imago described and figured.
- Lewis and Heikes, 1989: 10 • *Mastotermes anglicus*; bibliographic data.
- Schlüter, 1989: 64 • *Mastotermes anglicus*; discussion.
- Martynova, 1991: 141, fig. 261 • *Mastotermes anglicanus* [sic]; imago figured.
- Nel and Paicheler, 1993: 106–107 • *Mastotermes anglicus*; type data; paleontology; distribution.

†*Mastotermes batheri* Rosen, 1913a: 322–323 (imago), pl. 28: fig. 9.

TYPE DATA: Holotype: BMNH imago wing, Middle Oligocene, ex “insect limestone.”

TYPE LOCALITY: United Kingdom: England: Isle of Wight: Gurnard Bay.

- Collins, 1925: 409, figs. 6–7 • *Mastotermes batheri*; imago discussed and figured.
- Snyder, 1925d: chart 1 • *Mastotermes batheri*; listed.
- Pongrácz, 1926: 25–26, 28, pl. 5 • *Mastotermes batheri*; discussion; phylogeny.
- Pongrácz, 1928: 108, 112 • *Mastotermes Batheri*; key.
- Martynov, 1929: 181 • *Mastotermes batheri*; discussion.
- Statz, 1939: table 4 • *Mastotermes batheri*; listed; paleontology.
- Armbruster, 1941: 17–18 • *Mastotermes batheri*; discussion.
- Snyder, 1949a: 352 • *Mastotermes batheri* listed as valid. England: Oligocene.
- Haupt, 1956: 25, 27, figs. 19–20 • *Mastotermes batheri*; imago discussed and figured.
- Emerson, 1965: 29–30 • *Mastotermes batheri*; synonymized with *anglicus*.
- Burnham, 1978: 88 • *Mastotermes batheri*; listed.

🌐 DISTRIBUTION: Palaearctic Region—United Kingdom: England.

✳️ FOSSIL RECORD: Cenozoic–Palaeogene: Oligocene.

†*Mastotermes bournemouthisis* Rosen, 1913

†*Mastotermes bournemouthisis* Rosen, 1913a: 320 (imago), pl. 26: figs. 3–4.

TYPE DATA: Syntypes: BMNH imago wings, Upper Eocene, ex Bagshot beds.

TYPE LOCALITY: United Kingdom: England: Hampshire: Bournemouth.

- Snyder, 1925d: chart 1 • *Mastotermes bournemouthisis*; listed.
- Collins, 1925: 409, fig. 4 • *Mastotermes bournemouthisis*; imago discussed and figured.
- Pongrácz, 1926: 25–28, pl. 3: fig. b, pl. 5 • *Mastotermes bournemouthisis*; discussion; phylogeny.
- Pongrácz, 1928: 108, 113 • *Mastotermes bournemouthisis*; discussion; key.
- Pongrácz, 1931: 106 • *Mastotermes bournemouthisis*; phylogeny; paleontology.
- Statz, 1939: table 4 • *Mastotermes bournemouthisis*; listed; paleontology.
- Armbruster, 1941: 17–18 • *Mastotermes bournemouthisis*; discussion.
- Snyder, 1949a: 353 • *Mastotermes bournemouthisis*; catalog; reference list. England: Eocene.
- Riek, 1952: 19 • *Mastotermes bournemouthisis*; Mastotermitidae affinities questioned.
- Haupt, 1956: 25, 27, fig. 18 • *Mastotermes bournemouthisis*; imago discussed and figured.
- Harris, 1961a: 44 • *Mastotermes bournemouthisis*; listed.
- Emerson, 1965: 29 • *Mastotermes bournemouthisis*; imago described; synonymy; locality. England: Eocene.
- Crowson et al., 1967: 514 • *Mastotermes bournemouthisis*; synonymy; locality. England: Eocene.
- Burnham, 1978: 88 • *Mastotermes bournemouthisis*; listed.
- Nel and Paicheler, 1993: 106 • *Mastotermes bournemouthisis*; type data; paleontology; distribution.

🌐 DISTRIBUTION: Palaearctic Region—United Kingdom: England.

✳️ FOSSIL RECORD: Cenozoic–Palaeogene: Eocene.

†*Mastotermes croaticus* Rosen, 1913

†*Mastotermes croaticus* Rosen, 1913a: 324–325 (imago), pl. 28: fig. 10.

TYPE DATA: Holotype (whereabouts unknown): imago wing (Lower Miocene).

TYPE LOCALITY: Croatia: Radoboj.

- Handlirsch, 1921: fig. 207 • *Mastotermes croaticus*; hind wing figured.
- Snyder, 1925d: chart 1 • *Mastotermes croaticus*; listed.
- Collins, 1925: 409, fig. 5 • *Mastotermes croaticus*; imago discussed and figured.
- Pongrácz, 1926: 27, pl. 3: fig. c • *Mastotermes croaticus*; comparisons; wing figured; phylogeny.
- Pongrácz, 1928: 101, 102, 107, 108, 112, 113 • *Mastotermes croaticus*; also as *Miotermes croaticus*; discussion; key.
- Martynov, 1929: 180–181 • *Mastotermes croaticus*; discussion.
- Pongrácz, 1931: 106 • *Mastotermes croaticus*; phylogeny; paleontology.
- Statz, 1939: table 4 • *Mastotermes croaticus*; listed; paleontology.
- Armbruster, 1941: 16–18, 42 • *Mastotermes croaticus*; discussion.
- Snyder, 1949a: 353 • *Mastotermes croaticus*; catalog; reference list. Croatia: Miocene.
- Haupt, 1956: 25, fig. 21 • *Mastotermes croaticus*; imago discussed and figured.
- Emerson, 1965: 32–33 • *Mastotermes croaticus*; imago characters; synonymy; locality. Croatia: Miocene.
- Burnham, 1978: 89 • *Mastotermes croaticus*; listed.
- Nel and Paicheler, 1993: 107 • *Mastotermes croaticus*; type data; paleontology; distribution.

†*Pliotermes hungaricus* Pongrácz, 1917: 28–31 (imago), figs. 1–2.

TYPE DATA: Holotype: MZD imago wing.

TYPE LOCALITY: Croatia “Yugoslavia”: Radoboj, Horvátország.

- Pongrácz, 1926: 25–28, pl. 3: fig. a5 • *Pliotermes hungaricus*; discussion; imago described and figured; phylogeny.
- Pongrácz, 1928: 107, 108, 112, 113 • *Pliotermes hungaricus*; discussion; key.
- Pongrácz, 1931: 106 • *Pliotermes hungaricus*; phylogeny; paleontology.
- Statz, 1939: table 4 • *Pliotermes hungaricus*; listed; paleontology.
- Armbruster, 1941: 16–18, 42 • *Pliotermes hungaricus*; discussion.
- Snyder, 1949a: 354 • *Pliotermes hungaricus* catalog; listed as valid. Croatia: Miocene.
- Emerson, 1965: 32–33 • *Pliotermes hungaricus*; synonymized with *M. croaticus*.
- Burnham, 1978: 89 • *Pliotermes hungaricus*; listed.

🌐 DISTRIBUTION: Palaearctic Region—Croatia.

* FOSSIL RECORD: Cenozoic–Neogene: Miocene.

Mastotermes darwiniensis Froggatt, 1897

Mastotermes darwiniensis Froggatt, 1897a: 519 (imago).

TYPE DATA: Neotype: ANIC No. 9033 imago ♀.

NEOTYPE DESIGNATION: Hill, 1942: 21 [syntype later found in NMV, neotype conserved (ICZN, 1995, Opinion 1808)].

TYPE LOCALITY: Australia: Northern Territory: Darwin [as Port Darwin].

- Desneux, 1904b: 10, 11, figs. 1, 2, pl. 1: figs. 1, 1a–1c • *Mastotermes darwiniensis*; reference list; imago, wings figured. Australia.
- Desneux, 1904a: 279, 280, figs. 1–3 • *Mastotermes darwiniensis*; characters; leg, wings figured.
- Froggatt, 1905: 18 • *Mastotermes darwiniensis*; imago measurements and figure.

- Handlirsch, 1906: pl. 2: fig. 18 • *Mastotermes Darwiniensis*; imago wing figured.
- Froggatt, 1907: 21, 24, fig. 7 • *Mastotermes darwiniensis*; characters; imago figured; locality. Australia.
- Silvestri, 1909b: 284–286, pl. 16: figs. 1–30, pl. 17: figs. 31–48 • *Mastotermes darwiniensis*; imago, soldier, nymph, larvae described and figured; biology. Australia.
- Holmgren, 1911a: 11–33, fig. 2, pl. 1: figs. 1, 2, 4 • *Mastotermes darwiniensis*; imago described and figured; comparison and relationships with Blattoids.
- Rosen, 1913a: 320, 322 • *Mastotermes darwiniensis*; listed.
- Crampton, 1920a: 137–145 • *Mastotermes darwiniensis*; genitalia.
- Mjöberg, 1920: 4 • *Mastotermes darwiniensis*; locality. Australia.
- Hill, 1921c: 8–12, pls. 1–6, 12–15 • *Mastotermes darwiniensis*; biology.
- Crampton, 1922: fig. 26 • *Mastotermes darwiniensis*; hind wing figured.
- Crampton, 1923: 85–93, fig. 2 • *Mastotermes darwiniensis*; genitalia.
- Fuller, 1924b: 52, 53, 58, 59, 68, 72, 76 • *Mastotermes darwiniensis*; anatomy: imago thorax and abdomen.
- Collins, 1925: 408, 410, figs. 1, 3 • *Mastotermes darwiniensis*; imago discussed and figured.
- Fuller, 1925b: 172, 176, pl. 16: fig. 1 • *Mastotermes darwiniensis*; imago head anatomy, figure.
- Hill, 1925a: 119–124, fig. 1 • *Mastotermes darwiniensis*; egg mass figured; biology; swarming; nest.
- Pongrácz, 1926: pl. 4: fig. b • *Mastotermes darwiniensis*; imago wing figured.
- Tillyard, 1926b: 105, fig. H3 • *Mastotermes darwiniensis*; forewing, hind wing figured and labeled.
- Pongrácz, 1928: 108, 113 • *Mastotermes darwiniensis*; discussion; key.
- Pongrácz, 1931: 106–107 • *Mastotermes darwiniensis*; phylogeny; paleontology.
- Tillyard, 1931: 371, 390, figs. 1–7, pl. 21 • *Mastotermes darwiniensis*; wing venation described and figured.
- Sutherland, 1934: 5 • *Mastotermes darwiniensis*; gut histology.
- Silvestri, 1934: 28, figs. 18, 20 • *Mastotermes darwiniensis*; imago figured.
- Browman, 1935: 117–119, figs. 1–4 • *Mastotermes darwiniensis*; female genitalia described and figured.
- Pongrácz, 1935: 527 • *Mastotermes darwiniensis*; discussion.
- Tillyard, 1936: 655 • *Mastotermes darwiniensis*; remarks.
- Hare, 1937: 461, 467, pl. 6: fig. 3 • *Mastotermes darwiniensis*; imago/worker, soldier mandible measurements and figures; relationship to *Cryptocercus*.
- Martynov, 1937: 89, figs. 3, 7, 10 • *Mastotermes darwiniensis*; imago wing figured.
- Martynov, 1938: 81 • *Mastotermes darwiniensis*; imago wing figured.
- Statz, 1939: 31, 34, 44 • *Mastotermes darwiniensis*; discussion.
- Stella, 1939: 259, 260 • *Mastotermes darwiniensis*; soldier gonads.
- Armbruster, 1941: 16–18, 38–40 • *Mastotermes darwiniensis*; discussion; ecology.
- Hill, 1942: 15–21, figs. 5, 6, pls. 1, 2 • *Mastotermes darwiniensis*; imago, soldier, worker described and figured; synonymy; distribution; biology. Australia.
- Kirby, 1944: 185 • *Mastotermes darwiniensis*; protozoa.
- Kirby, 1945: 248, 253 • *Mastotermes darwiniensis*; protozoa.
- Snyder, 1949a: 10 • *Mastotermes darwiniensis*; catalog; reference list; synonymy. Australia.
- Grassé, 1949: figs. 99A, 100A–C, 101B, 102, 126 • *Mastotermes darwiniensis*; wings, tip of abdominal segments, egg mass figured; wing venation.
- Ahmad, 1950: 81, fig. 5 • *Mastotermes darwiniensis*; nymph mandibles figured.
- Geyer, 1951: 267–269, 294, figs. 52, 53 • *Mastotermes darwiniensis*; abdominal sternites; genitalia; phylogeny; characters.
- Riek, 1952: 18–20, fig. 3 • *Mastotermes darwiniensis*; imago wing described and figured; relation to *Blattotermes* discussed.
- Jucci and Springhetti, 1952: 131 • *Mastotermes darwiniensis*; seminal vesicles.
- Springhetti, 1952: 1–4 • *Mastotermes darwiniensis*; seminal vesicles.

- Roonwal and Pant, 1953: 42 • *Mastotermes darwiniensis*; collection catalog. Australia.
- Emerson, 1955: 468, 476 • *Mastotermes darwiniensis*; discussion; distribution.
- Weidner, 1955f: figs. 19, 20 • *Mastotermes darwiniensis*; imago figured.
- Roonwal, 1956a: 108, figs. 1, 2 • *Mastotermes darwiniensis*; genitalia described and figured.
- Haupt, 1956: 22–24, 26, figs. 22–23 • *Mastotermes darwiniensis*; imago wings discussed and figured.
- Roonwal, 1956c: 35, 37, figs. 23–26 • *Mastotermes darwiniensis*; genitalia described and figured.
- Grassé and Noirot, 1958b: 4, 5 • *Mastotermes darwiniensis*; relationships.
- Calaby and Gay, 1959: 215, 222 • *Mastotermes darwiniensis*; damage; ecology.
- Matsuda, 1960: 718, pl. 1: figs. 3, 4 • *Mastotermes darwiniensis*; pleurosternal morphology.
- Harris, 1961a: 26, 42, 44, 61, 97, 105, 106, 122, 155, 160, 166, 168, figs. 5, 20 • *Mastotermes darwiniensis*; imago, wings, egg mass figured; damage; distribution.
- Emerson, 1962: 24 • *Mastotermes darwiniensis*; phylogeny.
- Marks and Lawson, 1962: 139, 140, 142, 143, 145, 156, 157, pls. 1, 4 • *Mastotermes darwiniensis* [sic]; ovipositor described and figured.
- Mathur and Thapa, 1962a: 19 • *Mastotermes darwiniensis*; collection catalog. Australia.
- Springhetti and Oddone, 1962b: 312–316, figs. 1–7 • *Mastotermes darwiniensis*; male reproductive organs.
- Bernardini-Mosconi, 1964: 72–78 • *Mastotermes darwiniensis*; prothoracic and ventral glands.
- McKittrick, 1964: 52, 53, 74, 75, 98, 100, 101, 102, 106, 107, 111, pls. 5, 50 • *Mastotermes darwiniensis*; proventriculus; genitalia described and figured; relationships with *Cryptocercus punctulatus*.
- Springhetti, 1964b: 212, fig. 1 • *Mastotermes darwiniensis*; seminal vesicles.
- Emerson, 1965: 2, 10, 19, 26, 27, 28–29, 34, 35, 39, fig. 2 • *Mastotermes darwiniensis*; biology; map; distribution.
- Barrett, 1965: 98 • *Mastotermes darwiniensis*; introduced into Lae, New Guinea.
- McKittrick, 1965: 18, 19, figs. 1, 5 • *Mastotermes darwiniensis*; proventriculus; genitalia described and figured; protozoa; relationships with *Cryptocercus punctulatus*.
- Noirot-Timotheé and Noirot, 1965: 267, fig. 2A • *Mastotermes darwiniensis*; sternal gland location.
- Weesner, 1965: 11, 19 • *Mastotermes darwiniensis*; wing venation; eggs.
- Gay, 1967: 7, 8, 41, 42, fig. 1 • *Mastotermes darwiniensis*; imago, soldier described and figured; distribution; introduced into New Guinea.
- Greaves, 1967: 19 • *Mastotermes darwiniensis*; listed.
- Gray, 1968: 314 • *Mastotermes darwiniensis*; checklist; biology; distribution. Australia; Papua New Guinea.
- Moore, 1968: 34 • *Mastotermes darwiniensis*; secretions; biochemistry.
- Weidner, 1968b: 20 • *Mastotermes darwiniensis*; discussion.
- Ferrar and Watson, 1970: 101 • *Mastotermes darwiniensis*; checklist; ecology; distribution. Australia.
- Fox, 1970: 75–77 • *Mastotermes darwiniensis*; reproduction; biology.
- Gay and Calaby, 1970: 396–399, figs. 1, 2 • *Mastotermes darwiniensis*; biology; egg capsules figured; damage; distribution. Australia.
- Watson, 1971: 173–176 • *Mastotermes darwiniensis*; “worker,” imago development; no true worker caste.
- Roonwal, 1972b [255, fig. 1 • *Mastotermes darwiniensis*; imago tibial spurs described and figured.
- Watson et al., 1973: 122 • *Mastotermes darwiniensis*; ecology; feeding preference.
- Roonwal, 1974a: 155–159, figs. 1, 2 • *Mastotermes darwiniensis*; tibial spurs described and figured. Australia.
- Spragg and Fox, 1974: 309–316 • *Mastotermes darwiniensis*; nesting system.
- Watson, 1974a: 181–190 • *Mastotermes darwiniensis*; soldier development.
- Morimoto, 1975b: 8, fig. 3 • *Mastotermes darwiniensis*; imago, soldier figured.
- Roonwal, 1975a: 44 • *Mastotermes darwiniensis*; egg measurements.
- Sen-Sarma et al., 1975: 71 • *Mastotermes darwiniensis*; mention. Australia.

- Watson et al., 1975: 415–426 • *Mastotermes darwiniensis*; neotenic.
- Matsuda, 1976: 180–187, figs. 48, 49, 53A • *Mastotermes darwiniensis*; abdomen morphology; genitalia; reproductive system.
- Bac[c]etti and Dallai, 1977: 785–788, pls. 1–3 • *Mastotermes darwiniensis*; spermatozoa described and figured.
- Watson et al., 1977: 25–42 • *Mastotermes darwiniensis*; caste development.
- Watson et al., 1978a: 469–470 • *Mastotermes darwiniensis*; caste ratio.
- Baccetti and Dallai, 1978: 569–576, figs. 1–5 • *Mastotermes darwiniensis*; spermatozoa described and figured.
- Burnham, 1978: 86 • *Mastotermes darwiniensis*; discussed.
- Mathot, 1978: 54, 55 • *Mastotermes darwiniensis*; collection catalog; types of *darwiniensis* and *errabundus* listed.
- Schlüter, 1978: 55, 58 • *Mastotermes darwiniensis*; discussion.
- Watson et al., 1978b: 102, 104 • *Mastotermes darwiniensis*; distribution; ecology.
- Bacchus, 1979: 135–142 • *Mastotermes darwiniensis*; leg exocrine gland.
- Prestwich, 1979b: 462–463 • *Mastotermes darwiniensis*; chemical defense; biochemistry.
- Roonwal et al., 1979a: 118, figs. 1A–F • *Mastotermes darwiniensis*; wing microsculpturing.
- Yamin, 1979: 25 • *Mastotermes darwiniensis*; protozoa.
- Jarzembowski, 1980: 247 • *Mastotermes darwiniensis*; discussion.
- Spragg and Paton, 1980: 708–714 • *Mastotermes darwiniensis*; trophallaxis; colony structure.
- Veivers et al., 1980: 75–77 • *Mastotermes darwiniensis*; gut physiology.
- Blum, 1981a: 7, 187, 190, 192, 501 • *Mastotermes darwiniensis*; defensive secretions; biochemistry.
- Watson and Sewell, 1981: 105, fig. 1 • *Mastotermes darwiniensis*; developmental pathways.
- Hutchings and Recher, 1982: 90 • *Mastotermes darwiniensis*; ecology; mangroves; distribution. Australia.
- Veivers et al., 1982: 35–40 • *Mastotermes darwiniensis*; gut; enzymes.
- Roonwal, 1983a: 139, 141, fig. 4 • *Mastotermes darwiniensis*; papillae on tibial spines and spurs described and figured.
- Veivers et al., 1983: 95–101 • *Mastotermes darwiniensis*; protozoa; enzymes; cellulose.
- Czolij et al., 1984b: 337–355 • *Mastotermes darwiniensis*; gut morphology.
- Prestwich, 1984a: table 1 • *Mastotermes darwiniensis*; checklist; ecology; defense mode; chemicals; distribution.
- Roonwal, 1984: 8–10, 25, 41, figs. 2, 7, 8, 9 • *Mastotermes darwiniensis*; caudal abdominal sternites, genitalia, accessory glands described and figured.
- Watson and Abbey, 1985b: 107–124 • *Mastotermes darwiniensis*; neotenic development.
- Watson and Sewell, 1985: 27–40 • *Mastotermes darwiniensis*; castes; developmental pathways.
- Gómez Pallerola, 1986: 722 • *Mastotermes darwiniensis*; discussion.
- Miller, 1986a: 14–17 • *Mastotermes darwiniensis*; biology; distribution. Australia; Papua New Guinea: introduced.
- Watson and Abbey, 1986b: 293–294 • *Mastotermes darwiniensis*; worker; aberrant wing bud development.
- Bedo, 1987: 76–79 • *Mastotermes darwiniensis*; chromosomes.
- Salihah, 1987: 1–8 • *Mastotermes darwiniensis*; gut described and figured; phylogeny.
- Czolij and Slaytor, 1988: 207–220 • *Mastotermes darwiniensis*; salivary glands.
- Jones et al., 1988: 90–91 • *Mastotermes darwiniensis*; biology; dispersal flights; sex ratios.
- Roonwal and Verma, 1988: 452, 454, fig. 1, pl. 1 • *Mastotermes darwiniensis*; tibial spines and spurs morphology.
- Mannesmann and Piechowski, 1989: 161–177 • *Mastotermes darwiniensis*; bacterial hind gut flora.
- Roonwal and Chhotani, 1989: 27–29, 40, 43, figs. 8a, 14a, 15, 17a–e [upper], 18, 27, 28 • *Mastotermes darwiniensis*; wing venation discussed; abdominal formulae; imago mandibles, legs, cuticular papillae, wings and abdomen figured.
- Schlüter, 1989: 64 • *Mastotermes darwiniensis*; discussion.

- Watson and Abbey, 1989: 279–284 • *Mastotermes darwiniensis*; caste composition; longevity of primary reproductives.
- Luykx et al., 1990: 393, 394 • *Mastotermes darwiniensis*; karyotype.
- Watson and Gay, 1991: figs. 20.2, 20.8, 20.9, 20.10A, B • *Mastotermes darwiniensis*; wings, soldier, egg mass, developmental pathways figured.
- DeSalle et al., 1992: 1933–1936 • *Mastotermes darwiniensis*; DNA analysis.
- Slaytor, 1992b: 775–784 • *Mastotermes darwiniensis*; cellulose digestion.
- Thorne and Carpenter, 1992: 256, 257, table 2, fig. 1 • *Mastotermes darwiniensis*; derived characters listed; basal part of wings figured.
- Kukalová-Peck and Peck, 1993: 347, figs. 20–22 • *Mastotermes darwiniensis*; wing venation described and figured; homologies; phylogeny.
- Watson and Abbey, 1993b: 9, fig. 1 • *Mastotermes darwiniensis*; distribution map.
- Watson, 1994: 14–16 • *Mastotermes darwiniensis*; proposal to ICZN for retention of neotype.
- Bandi et al., 1995: 293–299 • *Mastotermes darwiniensis*; bacteria; endosymbionts; 16S rRNA sequences; roaches; phylogeny.
- ICZN, 1995: 206 • *Mastotermes darwiniensis*; placed on Official List of Specific Names in Zoology, as defined by the neotype, type No. 9033 in ANIC.
- Noirot, 1995b: 197–226 • *Mastotermes darwiniensis*; gut morphology.
- Kambhampati et al., 1996: 38–40, figs. 1, 2 • *Mastotermes darwiniensis*; phylogeny based on DNA of m16S rRNA sequence data.
- Sugimoto et al., 1997: 211, 213, 216, 218 • *Mastotermes darwiniensis*; methane and hydrogen emissions. Australia.
- Keller, 1998: 241 • *Mastotermes darwiniensis*; queen life span.
- Klass, 1998a: 69–101 • *Mastotermes darwiniensis*; genitalia; homology; phylogeny; Isoptera sister relationships.
- Sacchi et al., 1998: 309–316 • *Mastotermes darwiniensis*; bacteria; development; Dictyoptera.
- Tayasu et al., 1998: 536–542 • *Mastotermes darwiniensis*; nitrogen fixation; isotope effect; humification; feeding; phylogeny; checklist. Australia: Darwin.
- Watson et al., 1998: 185–186, fig. 5 • *Mastotermes darwiniensis*; soldier figured; catalog; synonymy; distribution; ecology. Australia; Papua New Guinea.
- Deligne, 1999: fig. 20 • *Mastotermes darwiniensis*; worker mandibles; functional morphology.
- Jamieson et al., 1999: 131, 134–135, fig. 8.13 • *Mastotermes darwiniensis*; spermatozoa described and figured.
- Bandi and Sacchi, 2000: 261–273 • *Mastotermes darwiniensis*; bacteria; endosymbionts; 16S rRNA sequences; roaches; phylogeny.
- Klass, 2000: 231–262 • *Mastotermes darwiniensis*; abdomen; genitalia; homology; phylogeny; Isoptera sister relationships.
- Maekawa and Matsumoto, 2000: 511–519 • *Mastotermes darwiniensis*; COII sequences; termite-roach phylogeny.
- Nalepa and Lenz, 2000: 1809–1813 • *Mastotermes darwiniensis*; oviposition; eggs; reproduction; phylogeny.
- Sacchi et al., 2000: 1308–1313 • *Mastotermes darwiniensis*; symbiotic bacteria; transovarial transmission; ultrastructure; relationships between roaches and termites.
- Thorne et al., 2000: 79, 83, 87–89, fig. 4a (part) • *Mastotermes darwiniensis*; discussion; imago wing figured.
- Haas and Kukalová-Peck, 2001: fig. 12 • *Mastotermes darwiniensis*; hind wing base figured.
- Nalepa et al., 2001a: 144–148 • *Mastotermes darwiniensis*; flight; sex ratio.
- Goodisman and Crozier, 2002: 70–83 • *Mastotermes darwiniensis*; microsatellite; polygyny; inbreeding; gene flow.
- Marini and Mantovani, 2002: 454–459 • *Mastotermes darwiniensis*; COII and 16S rRNA sequences; phylogeny.
- Sillam-Dusses et al., 2002: 118–122 • *Mastotermes darwiniensis*; pheromones.
- Dawes-Gromadzki, 2003: 397–404 • *Mastotermes darwiniensis*; ecology; foraging.

- Goodisman and Crozier, 2003: 1–5 • *Mastotermes darwiniensis*; DNA microsatellite; population genetics; polygyny.
- Lo et al., 2003: 907–913 • *Mastotermes darwiniensis*; bacteria; endosymbionts; phylogeny.
- Thompson et al., 2003: 1–7 • *Mastotermes darwiniensis*; transferrin; selection.
- Austin et al., 2004a: 548–555 • *Mastotermes darwiniensis*; COII sequences; phylogeny.
- Ohkuma et al., 2004: 701–710 • *Mastotermes darwiniensis*; phylogeny; COII sequences.
- Tokuda et al., 2004: 3219–3228 • *Mastotermes darwiniensis*; cellulose digestion; cellulase; endogluconase; feeding; phylogeny.
- Bergamaschi et al., 2005: 239–242 • *Mastotermes darwiniensis*; 16S rDNA sequences; maximum parsimony; maximum likelihood trees.
- Dawes-Gromadzki, 2005: 152–157 • *Mastotermes darwiniensis*; ecology; feeding and nesting groups.
- Maekawa et al., 2005: 723–733 • *Mastotermes darwiniensis*; bacteria; endosymbionts; termite-roach phylogeny.
- Grimaldi, and Engel, 2005: 230, 242–245, 250 • *Mastotermes darwiniensis*; characters; imago, soldier figured.
- Belyaeva and Dovgobrod, 2006: 503, fig. 1 • *Mastotermes darwiniensis*; female genitalia described and figured.
- Bulmer and Crozier, 2006: 317–326 • *Mastotermes darwiniensis*; gene loci: relish, GNBPs; DNA sequences; positive selection; phylogeny.
- Wieland, 2006: 61, fig. 41 • *Mastotermes darwiniensis*; cervical sclerites; morphology.
- Sillam-Dussès et al., 2007: 1960–1977 • *Mastotermes darwiniensis*; foraging behavior; sternal gland; chemical communication; phylogeny.
- Bergamaschi et al., 2007: 735–753 • *Mastotermes darwiniensis*; COII; karyotype; phylogeny.
- Yamada et al., 2007: 3768–3777 • *Mastotermes darwiniensis*; *nifH*; nitrogen fixation; symbiosis. Australia.
- Courrent et al., 2008: 55–66 • *Mastotermes darwiniensis*; colleterial glands; ultrastructure; ootheca.
- Costa-Leonardo et al., 2009: 1–6 • *Mastotermes darwiniensis*; semiochemicals; trail, alarm and sex pheromones.
- Engel et al., 2009: 22, 23, 25, figs. 1, 3 • *Mastotermes darwiniensis*; character-state coding; phylogeny.

Termes errabundus Froggatt, 1898: 733 (soldier).

TYPE DATA: Lectotype: ANIC No. 9006 soldier. Paralectotypes: ANIC soldiers, workers, AMNH soldiers, workers.

LECTOTYPE DESIGNATION: Watson et al., 1998: 186.

TYPE LOCALITY: Australia: Queensland: north Queensland.

- Desneux, 1904b: 10, 11 • *Termes (Termes) errabundus*; reference list. Australia.
- Froggatt, 1905: 10, 27, 31 • *Termes errabundus*; soldier described; locality. Australia.
- Silvestri, 1909b: 284 • *Termes errabundus*; synonymized with *darwiniensis*.

🌐 DISTRIBUTION: Australian Region—Australia: Northern Territory (W Plateau), Western Australia (N coastal). ♦ Papuan Region—Papua New Guinea: introduced.

†*Mastotermes electrodominicus* Krishna and Grimaldi, 1991

†*Mastotermes electrodominicus* Krishna and Grimaldi, 1991: 3–8 (imago, nymph), figs. 1–15.

TYPE DATA: Holotype: AMNH No. PB.270 ♂ imago. Paratypes: AMNH No. PB.270 imago fragments [in same piece of amber as holotype], AMNH imagoes, nymphs [several specimens].

TYPE LOCALITY: Dominican Republic (specific locality unknown): ex amber.

- DeSalle et al., 1992: 1933–1936 • *Mastotermes electrodominicus*; DNA analysis: fossil.
- Palmer, 1992: 15 • *Mastotermes electrodominicus*; DNA.
- Morell, 1992: 1860–1862 • *Mastotermes electrodominicus*; DNA extraction.

- Spahr, 1992: 31 • *Mastotermes electrodominicus*; synonymy; amber fossil.
- DeSalle et al., 1993: 906–909 • *Mastotermes electrodominicus*; DNA analysis: fossil.
- Nel and Paicheler, 1993: 112 • *Mastotermes electrodominicus*; type data; paleontology; distribution.
- Austin et al., 1997: 467–474 • *Mastotermes electrodominicus*; fossil DNA.
- Fontes and Vulcano, 1998: 281 • *Mastotermes electrodominicus*; fossil catalog. New World.
- Schlemmermeyer and Canello, 2000: 310 • *Mastotermes electrodominicus*; discussion.
- Thorne et al., 2000: 78, 89, fig. 6 • *Mastotermes electrodominicus*; discussion; imago, soldier, worker figured.
- Fontes and Vulcano, 2004: 351 • *Mastotermes electrodominicus*; fossil catalog. New World.
- Arillo and Ortuño, 2005: 7 • *Mastotermes electrodominicus*; fossil catalog. Dominican Republic amber: Miocene.
- Engel et al., 2009: 23, 25, 26, figs. 1, 3 • *Mastotermes electrodominicus*; character-state coding; phylogeny; geological time.

🌐 DISTRIBUTION: Neotropical Region—Dominican Republic.

* FOSSIL RECORD: Cenozoic–Neogene: Miocene.

†*Mastotermes electromexicus* Krishna and Emerson, 1983

†*Mastotermes electromexicus* Krishna and Emerson, 1983: 2–7 (imago, soldier), figs. 1–4.

TYPE DATA: Holotype: MPUC Acc. No. 1839 soldier fragment. Paratypes: MPUC imago, nymphs [several specimens].

TYPE LOCALITY: Mexico: Chiapas: Simojovel Region, locality B-5341-17, village at San Pedro, 5 km N of Simojovel, from right bank of Rio Pedro across from old church of San Pedro [17°01'N, 92°02'W].

- Poinar, 1992: 104 • *Mastotermes electromexicus*; listed. Mexican amber.
- Spahr, 1992: 31 • *Mastotermes electromexicus*; synonymy; amber fossil.
- Nel and Paicheler, 1993: 112 • *Mastotermes electromexicus*; type data; paleontology; distribution.
- Fontes and Vulcano, 1998: 281 • *Mastotermes electromexicus*; fossil catalog. New World.
- Engel, 2004: 183 • *Mastotermes electromexicus*; checklist. Mexican amber.
- Fontes and Vulcano, 2004: 351 • *Mastotermes electromexicus*; fossil catalog. New World.
- Engel et al., 2009: 23, 25, 26, figs. 1, 3 • *Mastotermes electromexicus*; character-state coding; phylogeny; geological time.

🌐 DISTRIBUTION: Neotropical Region—Mexico: Chiapas.

* FOSSIL RECORD: Cenozoic–Neogene: Miocene.

†*Mastotermes gallica* Nel, 1986

†*Mastotermes gallica* Nel, 1986: 274–275 (imago), figs. 3, 7 [described as “*Mastotermes* (?) *gallica*”].

TYPE DATA: Holotype: MNHP No. IPM-R.07441 imago.

TYPE LOCALITY: France: Bouches-du-Rhône: Aix-en-Provence.

- Nel and Paicheler, 1993: 107–108, figs. 2–4 • *Mastotermes gallica*; imago described and figured; type data; paleontology; distribution.
- Thorne et al., 2000: 83, fig. 4a (part) • *Mastotermes gallica*; imago wing figured.

🌐 DISTRIBUTION: Palaeartic Region—France.

* FOSSIL RECORD: Cenozoic–Palaeogene: Oligocene.

†*Mastotermes haidingeri* (Heer, 1849)

†*Termes (Termopsis) haidingeri* Heer, 1849b: 26–28 (imago).

TYPE DATA: Holotype: NHMW No. 1844/XI/14 imago.

TYPE LOCALITY: Croatia: Radoboj.

- Heer, 1849a: 87 • *Termes Haidingeri* [nomen nudum].
- Giebel, 1852: 638 • *Termes Haidingeri*; listed; locality. Croatia.
- Goldenberg, 1854: 28 • “F.” [sic for *Termes*] *Haidingeri*; discussion.
- Pictet, 1854: 370 • *Termes Haidingeri*; listed.
- Hagen, 1855: 304–305 • *Termes Haidingeri*; discussion.
- Giebel, 1856: 293, 418 • *Termes (Termopsis) Haidingeri*; imago described; paleontology.
- Pictet-Baraban and Hagen, 1856: 48 • *Termes Haidingeri*; discussion.
- Hagen, 1858c: 98–99 • *Hodotermes Haidingeri*; imago described; synonymy; distribution; new combination. Croatia.
- Hagen, 1858b: 15 • *Hodotermes (Hodotermes) Haidingeri*; imago described; synonymy; distribution. Croatia.
- Hagen, 1862a: 58 • *Termopsis Haidingeri*; listed; new combination.
- Scudder, 1883: 134 • *Hodotermes Haidingeri*; listed.
- Scudder, 1890: 105 • *Hodotermes haidingeri*; listed.
- Handlirsch, 1907: 698 • “*Termopsis*” *Haidingeri*; listed; synonymy.
- Snyder, 1925d: 159, chart 1 • *Hodotermes? haidlingeri* [sic]; also as *Miotermes “Termes” haidlingeri* [sic]; discussion.
- Pongrácz, 1926: 25 • *Termes Haidingeri*; discussion.
- Pongrácz, 1928: 102–105, 108, figs. 2a, 3 • *Mastotermes Haidingeri*; imago wing described and figured; key; new combination.
- Emerson, 1933b: 191 • *Termes (Termopsis) haidingeri*; remarks; systematic position as *Mastotermes*.
- Statz, 1939: table 4 • *Mastotermes haidingeri*; listed, paleontology.
- Armbruster, 1941: 17 • [*Mastotermes*] *Haidingeri*; discussion.
- Snyder, 1949a: 353 • *Mastotermes haidingeri*; catalog; reference list; *M. vetustus* listed as valid. Croatia: Miocene.
- Emerson, 1965: 31–32 • *Mastotermes haidingeri*; imago characters; synonymy; locality. Croatia: Miocene.
- Burnham, 1978: 89 • *Mastotermes haidingeri*; listed.
- Ponomarenko and Schultz, 1988: 26, pl. 14: fig. 1 • *Mastotermes haidingeri*; type listed and figured.
- Nel and Paicheler, 1993: 107 • *Mastotermes haidingeri*; type data; paleontology; distribution.
- Nel and Arillo, 1995: 68–71, figs. 1–3 • *Mastotermes haidingeri*; imago described and figured; synonymy. Croatia; France.
- Thorne et al., 2000: 83, fig. 4a (part) • *Mastotermes haidingeri*; imago wing figured.

†*Mastotermes vetustus* Pongrácz, 1928: 106–108 (imago), fig. 5.

TYPE DATA: Holotype: GBW imago wing.

TYPE LOCALITY: Croatia: Radoboj.

- Statz, 1939: table 4 • *Mastotermes vetustus*; listed, paleontology.
- Armbruster, 1941: 17 • *Mastotermes vetustus*; discussion.
- Riek, 1952: 19–20 • *Mastotermes vetustus*; characters discussed.
- Emerson, 1965: 31 • *Mastotermes vetustus*; synonymized with *haidingeri*.
- Burnham, 1978: 89 • *Mastotermes vetustus*; listed.

🌐 DISTRIBUTION: Palaearctic Region—Croatia; France.

✳️ FOSSIL RECORD: Cenozoic–Neogene: Miocene.

†*Mastotermes heerii* (Göppert, 1855)

†*Termopsis heerii* Göppert, 1855: 7 (imago), pl. 26: fig. 53 [name given as “*Termopsis Heeriana*” on plate caption; Handlirsch, 1907: 699 was the first revisor to cite both spellings of Göppert, 1855 and chose “*Heeri*” as the correct spelling. Assmann’s earlier 1870 citation gave the name “*Heerianus*,” which is neither a selection of the correct original spelling nor a justified emendation. However, Handlirsch’s spelling is an unjustified emendation of Göppert’s “*Heerii*” (ICZN, 1999, Art. 33.4), which is the correct original spelling for this taxon].

TYPE DATA: Holotype (whereabouts unknown): imago.

TYPE LOCALITY: Germany: Schlesien: Schossnitz.

- Assmann, 1870: 45, pl. 1: fig. 7 • *Hodotermes Heerianus* [unjustified emendation]; imago described and figured.
- Handlirsch, 1907: 699 • “*Termopsis*” *Heeri* [unjustified emendation]; listed; synonymy.
- Rosen, 1913a: 322 • *Termopsis Heeri*; listed; distribution.
- Snyder, 1925d: chart 1 • *Mastotermes (Hodotermes) heeri*; listed; new combination [*heerianus* sensu Assmann incorrectly treated as separate species].
- Pongrácz, 1926: pl. 5 • *Termopsis Heeri*; phylogeny.
- Emerson, 1933b: 191 • *Termopsis heeri*; remarks; systematic position in *Mastotermes*.
- Statz, 1939: table 4 • *Termopsis heeri*; listed; paleontology.
- Armbruster, 1941: 18, 41 • *Termopsis heeri*; discussion.
- Snyder, 1949a: 353, 354 • *Mastotermes heeri*; catalog; reference list. Germany: Oligocene.
- Emerson, 1965: 30–31 • *Mastotermes heerii*; imago characters; synonymy; locality. Germany: Oligocene.
- Weidner, 1968b: 20 • *Mastotermes heeri*; discussion.
- Burnham, 1978: 88 • *Mastotermes heeri*; listed.
- Nel and Paicheler, 1993: 107 • *Mastotermes heerii*; = *Mastotermitidae*; genus and species incertae sedis stat. nov.; type data; paleontology; distribution.

🌐 DISTRIBUTION: Palaearctic Region—Germany.

✳️ FOSSIL RECORD: Cenozoic–Palaeogene: Oligocene.

†*Mastotermes krishnorum* Wappler and Engel, 2006

†*Mastotermes krishnorum* Wappler and Engel, 2006: 380 (imago), figs. 2, 3.

TYPE DATA: Holotype: NMM PE 1997/34a+b-LS imago. Paratypes: NMM PE1990/8-LS imago, NMM PE 1992/214a+b-LS imago, NMM PE 1992/255a+b-LS and several other imagoes.

TYPE LOCALITY: Germany: Eckfeld Maar near Mandersheid, Eifel Mountains, middle Eocene (middle Lutetian, ELMA Geiseltalian).

- Wappler, 2003: 26–30, fig. 14 • *Mastotermes* sp.; imago measurements; imago figured. Germany.

🌐 DISTRIBUTION: Palaearctic Region—Germany.

✳️ FOSSIL RECORD: Cenozoic–Palaeogene: Eocene: Lutetian.

†*Mastotermes minor* Pongrácz, 1928

†*Mastotermes minor* Pongrácz, 1928: 105–106, 108 (imago), figs. 2a, 4.

TYPE DATA: Holotype: GBW imago wing.

TYPE LOCALITY: Croatia: Radoboj.

- Statz, 1939: table 4 • *Mastotermes minor*; listed; paleontology.
- Armbruster, 1941: 17 • *Mastotermes minor*; discussion.
- Snyder, 1949a: 354 • *Mastotermes minor*; catalog; reference list. Croatia: Miocene.
- Emerson, 1965: 33 • *Mastotermes minor*; imago characters; synonymy; locality. Croatia: Miocene.
- Burnham, 1978: 89 • *Mastotermes minor*; listed.
- Nel and Paicheler, 1993: 107 • *Mastotermes minor*; type data; paleontology; distribution.

🌐 DISTRIBUTION: Palaearctic Region—Croatia.

* FOSSIL RECORD: Cenozoic–Neogene: Miocene.

†*Mastotermes minutus* Nel and Bourguet, 2006

†*Mastotermes minutus* Nel and Bourguet, 2006: 102–107 (imago), figs. 1–5.

TYPE DATA: Holotype: MNHP PA 2405 nearly complete imago. Paratypes: MNHP PA 3177 base half of hind wing, MNHP PA 3997 fragments of four wings.

TYPE LOCALITY: France: Farm Le Quesnoy, Chevrière, region of Creil, Oise department.

- Engel et al., 2009: 23, 25, 26, figs. 1, 3 • *Mastotermes minutus*; character-state coding; phylogeny; geological time.

🌐 DISTRIBUTION: Palaearctic Region—France.

* FOSSIL RECORD: Cenozoic–Palaeogene: Eocene.

†*Mastotermes picardi* Nel and Paicheler, 1993

†*Mastotermes picardi* Nel and Paicheler, 1993: 110–112 (imago), figs. 7–10.

TYPE DATA: Holotype: MNHP No. IPM-R.54196 imago.

TYPE LOCALITY: France: Bouches-du-Rhone; Bassin de Marseille, Camoins-les-Bains.

- Thorne et al., 2000: 83, fig. 4a (part) • *Mastotermes picardi*; imago wing figured.

🌐 DISTRIBUTION: Palaearctic Region—France.

* FOSSIL RECORD: Cenozoic–Palaeogene: Oligocene.

†*Mastotermes sarthensis* Schlüter, 1989

†*Mastotermes sarthensis* Schlüter, 1989: 64 (imago), pl. 1: fig. 6 [described as “aff. *Mastotermes sarthensis*”].

TYPE DATA: Holotype: PIFU No. Is Ce Bez 2 imago.

TYPE LOCALITY: France: Sarthe: Tongrube von Bezonnais, near Ecommoy.

- Spahr, 1992: 31 • *Mastotermes sarthensis*; synonymy; amber fossil.
- Nel and Paicheler, 1993: 112 • *Mastotermes sarthensis*; questionably placed in *Mastotermes*; type data; paleontology; distribution.
- Martínez-Delclòs and Martinell, 1995: 595 • aff. *Mastotermes sarthensis*; listed.
- Krishna and Grimaldi, 2000: 133 • *Mastotermes sarthensis*; listed.
- Thorne et al., 2000: 85 • aff. *Mastotermes sarthensis*; discussion.

🌐 DISTRIBUTION: Palaearctic Region—France.

* FOSSIL RECORD: Mesozoic–Cretaceous: Late Cenomanian.

†*Miotermes* Rosen, 1913

†*Miotermes* Rosen, 1913a: 325.

TYPE SPECIES: *Termes procerus* Heer, 1849 by original designation.

- Pongrácz, 1926: 25 • *Miotermes*; discussion.
- Pongrácz, 1928: 101 • *Miotermes*; characters; discussion; species included.
- Statz, 1939: 32 • *Miotermes*; listed; paleontology.
- Emerson, 1942: 10 • *Miotermes*; listed.
- Snyder, 1949a: 355 • *Miotermes*; catalog; reference list.
- Riek, 1952: 17, 20 • *Miotermes*; characters; comparisons.
- Emerson, 1955: 507 • *Miotermes*; number of species; distribution.
- Weidner, 1955f: 68 • *Miotermes*; number of species; distribution.
- Emerson, 1965: 33–36 • *Miotermes*; synonymy; characters; placement; comparisons.
- Morimoto, 1967a: 9 • *Miotermes*; distribution.
- Morimoto, 1975b: 9 • *Miotermes*; listed.
- Carpenter, 1992: 139, fig. 82 • *Miotermes*; species included; wing figured; distribution.
- Thorne et al., 2000: 80 • *Miotermes*; number of fossil species; age; distribution.
- Engel et al., 2003: 121 • *Miotermes*; proposal to place on Official List of Generic Names in Zoology.
- Engel and Krishna, 2004b: 169–170 • *Miotermes*; proposal to place on Official List of Generic Names in Zoology.
- ICZN, 2005: 164–166 • *Miotermes*; placed on Official List of Generic Names in Zoology.

▲ 4 fossil species.

🌐 DISTRIBUTION: Palaearctic Region.

†*Miotermes insignis* (Heer, 1849)

†*Termes (Termopsis) insignis* Heer, 1849b: 29–31 (imago), pl. 3: fig. 1.

TYPE DATA: Holotype (depository unknown): imago.

TYPE LOCALITY: Germany: Baden: Oeningen.

- Giebel, 1852: 638 • *Termes insignis*; listed; locality. Germany.
- Pictet, 1854: 370 • *Termes insignis*; listed.
- Hagen, 1855: 305 • *Termes insignis*; discussion.
- Giebel, 1856: 293–294, 418 • *Termes (Termopsis) insignis*; imago described; paleontology.
- Pictet-Baraban and Hagen, 1856: 48 • *Termes insignis*; discussion.
- Hagen, 1858c: 100–101 • *Hodotermes insignis*; imago described; synonymy; distribution; new combination. Germany.
- Hagen, 1858b: 15 • *Hodotermes (Hodotermes) insignis*; imago described; synonymy; distribution. Germany.
- Hagen, 1862a: 58 • *Termopsis insignis*; listed; new combination.
- Heer, 1865: 367 • *Termes insignis*; listed.
- Heer, 1876b: 22 • *Termes insignis*; mentioned.
- Scudder, 1890: 625 • *Hodotermes insignis*; listed.
- Handlirsch, 1907: 698 • “*Termopsis*” *insignis*; listed; synonymy.
- Rosen, 1913a: 324–326 • *Miotermes insignis*; listed; new combination.
- Pongrácz, 1917: 31 • *Termes insignis*; discussion.
- Banks and Snyder, 1920: 9 • *Termopsis insignis*; listed.
- Snyder, 1925d: 157, 159, chart 1 • *Termopsis insignis*; also as *Hodotermes insignis* and *Miotermes “Termes” insignis*; discussion.

- Pongrácz, 1926: pl. 5 • *Mioterme insignis*; phylogeny.
- Emerson, 1933b: 191 • *Termes (Termopsis) insignis*; systematic position as *Mioterme*.
- Statz, 1939: table 4 • *Mioterme insignis*; listed; paleontology.
- Armbruster, 1941: 17, 41 • *Mioterme insignis*; discussion.
- Snyder, 1949a: 355 • *Mioterme insignis*; catalog; reference list. Germany: Miocene.
- Emerson, 1965: 37–38 • *Mioterme insignis*; characters; synonymy; locality. Germany: Miocene.
- Weidner, 1968b: 19 • *Mioterme insignis*; discussion.
- Burnham, 1978: 88 • *Mioterme insignis*; listed.
- Nel and Paicheler, 1993: 114 • *Mioterme insignis*; type data; paleontology; distribution.

🌐 DISTRIBUTION: Palaearctic Region—Germany.

* FOSSIL RECORD: Cenozoic–Neogene: Miocene.

†*Mioterme procerus* (Heer, 1849)

†*Termes (Termopsis) procerus* Heer, 1849b: 23–26 (imago), pl. 2: fig. 5.

TYPE DATA: Syntypes (depository unknown): imagoes [specimens figured by Charpentier].

TYPE LOCALITY: Croatia: Radoboj.

- Charpentier, 1843: 409–410, pl. 23: figs. 2–4 • *Termes pristinus*; imago figured [see note by Heer, 1849b: 24, in which he states that the figure labeled *Termes pristinus* is actually *Termes (= Mioterme) procerus*, family Mastotermitidae].
- Giebel, 1852: 638 • *Termes procerus*; listed; locality. Croatia.
- Pictet, 1854: 369 • *Termes procerus*; listed.
- Hagen, 1855: 304–305 • *Termes procerus*; discussion.
- Giebel, 1856: 292–293, 418 • *Termes (Termopsis) procerus*; imago described; paleontology.
- Pictet-Baraban and Hagen, 1856: 48 • *Termes procerus*; discussion.
- Hagen, 1858b: 15 • *Hodoterme (Hodoterme) procerus*; imago described; synonymy; distribution. Croatia.
- Hagen, 1858c: 97–98 • *Hodoterme procerus*; imago described; synonymy; distribution; new combination.
- Hagen, 1862a: 58 • *Termopsis procerus*; listed; new combination.
- Scudder, 1883: 134 • *Hodoterme procerus*; listed.
- Scudder, 1890: 105 • *Hodoterme procerus*; listed.
- Handlirsch, 1907: 698 • *Termopsis procerus*; listed; synonymy.
- Rosen, 1913a: 323, 324, 325, 326, pl. 28: fig. 11, pl. 29: fig. 14 • *Mioterme procerus*; imago figured; new combination.
- Cockerell, 1916: 138 • *Termopsis procerus*; wing characters.
- Pongrácz, 1917: 31, 34 • *Termes procerus*; discussion.
- Snyder, 1925d: 157, 159, chart 1 • *Termopsis? Procerus*; also as *Hodoterme? procerus* and *Mioterme “Termes” procerus*; discussion.
- Pongrácz, 1926: 25, 28, pl. 4: fig. d, pl. 5 • *Termes procerus*; also as *Termopsis procerus* and *Mioterme procerus*; discussion; imago wing figured; phylogeny.
- Pongrácz, 1928: 101–102, 108 • *Mioterme procerus*; discussion; key.
- Pongrácz, 1931: 106 • *Mastoterme procerus*; phylogeny; paleontology.
- Emerson, 1933b: 191 • *Termes (Termopsis) procerus*; remarks; systematic position; type species of *Mioterme*.
- Statz, 1939: table 4 • *Mioterme procerus*; listed; paleontology.
- Armbruster, 1941: 17–18 • *Mioterme procerus*; discussion.
- Snyder, 1949a: 355 • *Mioterme procerus*; catalog; reference list. Croatia: Miocene.
- Emerson, 1965: 34, 36 • *Mioterme procerus*; synonymy; imago characters; locality. Croatia: Miocene.
- Burnham, 1978: 89 • *Mioterme procerus*; listed.

- Nel and Paicheler, 1993: 113 • *Mioterme procerus*; type data; paleontology; distribution.
- Thorne et al., 2000: 84, fig. 4b (part) • *Mioterme procerus*; imago wing figured.
- Engel et al., 2003: 121 • *Termopsis procerus*; proposal to place on Official List of Specific Names in Zoology.
- Engel and Krishna, 2004b: 169–170 • *Termopsis procera* [corrected]; proposal to place on Official List of Specific Names in Zoology.
- ICZN, 2005: 164–166 • *Termopsis procera*; placed on Official List of Specific Names in Zoology.

🌐 DISTRIBUTION: Palaearctic Region—Croatia.

✳️ FOSSIL RECORD: Cenozoic–Neogene: Miocene.

†*Mioterme randeckensis* Rosen, 1913

†*Mioterme randeckensis* Rosen, 1913a: 326–327 (imago).

TYPE DATA: Holotype: SMNS imago wing (Upper Miocene).

TYPE LOCALITY: Germany: Württemberg: Randeck.

- Snyder, 1925d: chart 1 • *Mioterme randeckensis*; listed.
- Pongrácz, 1926: pl. 5 • *Mioterme randeckensis*; phylogeny.
- Statz, 1939: table 4 • *Mioterme randeckensis*; listed; paleontology.
- Armbruster, 1941: 12, 36–37, 39 • *Mioterme randeckensis*; discussion.
- Snyder, 1949a: 355 • *Mioterme randeckensis*; catalog; reference list. Germany: Miocene.
- Emerson, 1965: 36–37 • *Mioterme randeckensis*; characters; synonymy; locality. Germany: Miocene.
- Weidner, 1968b: 19 • *Mioterme randeckensis*; discussion.
- Weidner, 1971: 46 • *Mioterme randeckensis*; discussion.
- Burnham, 1978: 89 • *Mioterme randeckensis* [sic]; listed.
- Nel and Paicheler, 1993: 113 • *Mioterme randeckensis*; type data; paleontology; distribution.

🌐 DISTRIBUTION: Palaearctic Region—Germany.

✳️ FOSSIL RECORD: Cenozoic–Neogene: Miocene.

†*Mioterme spectabilis* (Heer, 1849)

†*Termes (Termopsis) spectabilis* Heer, 1849b: 28–29 (imago), pl. 2: fig. 6.

TYPE DATA: Holotype (whereabouts unknown): imago.

TYPE LOCALITY: Germany: Baden: Oeningen.

- Giebel, 1852: 638 • *Termes spectabilis*; listed; locality. Germany.
- Pictet, 1854: 370 • *Termes spectabilis*; listed.
- Hagen, 1855: 305 • *Termes spectabilis*; discussion.
- Giebel, 1856: 293, 418 • *Termes (Termopsis) spectabilis*; imago described; paleontology.
- Pictet-Baraban and Hagen, 1856: 48 • *Termes spectabilis*; discussion.
- Hagen, 1858c: 99–100 • *Hodoterme spectabilis*; imago described; synonymy; distribution; new combination. Germany.
- Hagen, 1858b: 15 • *Hodoterme (Hodoterme) spectabilis*; imago described; synonymy; distribution. Germany.
- Hagen, 1862a: 58 • *Termopsis spectabilis*; listed; new combination.
- Heer, 1865: 367 • *Termes spectabilis*; listed.
- Heer, 1876b: 22 • *Termes spectabilis*; mentioned.
- Scudder, 1890: 625 • *Hodoterme spectabilis*; listed.
- Handlirsch, 1907: 698 • “*Termopsis*” *spectabilis*; listed; synonymy.

- Rosen, 1913a: 324, 325, 326 • *Miotermes spectabilis*; listed; new combination.
- Snyder, 1925d: 159, chart 1 • *Hodotermes? Spectabilis*; also as *Miotermes "Termes" spectabilis*; discussion.
- Pongrácz, 1926: pl. 5 • *Miotermes spectabilis*; phylogeny.
- Emerson, 1933b: 191 • *Termes (Termopsis) spectabilis*; systematic position as *Miotermes*.
- Statz, 1939: table 4 • *Miotermes spectabilis*; listed; paleontology.
- Snyder, 1949a: 355, 356 • *Miotermes spectabilis*; catalog; reference list. Germany: Miocene.
- Emerson, 1965: 37 • *Miotermes spectabilis*; characters; synonymy; locality. Germany: Miocene.
- Burnham, 1978: 88 • *Miotermes spectabilis*; listed.
- Nel and Paicheler, 1993: 114 • *Miotermes spectabilis*; type data; paleontology; distribution.

🌐 DISTRIBUTION: Palaearctic Region—France.

✳️ FOSSIL RECORD: Cenozoic–Neogene: Miocene.

†*Spargotermes* Emerson, 1965

†*Spargotermes* Emerson, 1965: 19.

TYPE SPECIES: *Spargotermes costalimai* Emerson, 1965 by original designation.

- Morimoto, 1967a: 9 • *Spargotermes*; distribution.
- Morimoto, 1975b: 9 • *Spargotermes*; listed.
- Araujo, 1977c: 70 • *Spargotermes*; catalog.
- Carpenter, 1992: 139, fig. 82 • *Spargotermes*; species included; wing figured; distribution.
- Fontes and Monteiro, 1998: 41 • *Spargotermes*; etymology and pronunciation.
- Thorne et al., 2000: 80 • *Spargotermes*; number of fossil species; age; distribution.
- Fontes and Vulcano, 2004: 351 • *Spargotermes*; fossil catalog. New World.

▲ 1 fossil species.

🌐 DISTRIBUTION: Neotropical Region.

†*Spargotermes costalimai* Emerson, 1965

†*Spargotermes costalimai* Emerson, 1965: 21–24 (imago), fig. 4.

TYPE DATA: Holotype: DGAP No. 3904 imago: ex shale.

TYPE LOCALITY: Brazil: Minas Gerais: Município de Alvinópolis, on Rio Piracicaba, Fonseca [20°10'S, 43°18'W].

- Costa Lima, 1944: 291–292, figs. 1–3 • *Mastotermes* [sp.]; imago wings described and figured. Brazil.
- Araujo, 1977c: 70 • *Spargotermes costalimai*; catalog. Brazil: Minas Gerais.
- Burnham, 1978: 89 • *Spargotermes costalimai*; listed.
- Martinez, 1982: 35 • *Spargotermes costalimai*; catalog.
- Lewis and Heikes, 1989: 8 • *Spargotermes costalimai*; bibliographic data.
- Nel and Paicheler, 1993: 105 • *Spargotermes costalimai*; type data; paleontology; distribution.
- Fontes and Vulcano, 1998: 281 • *Spargotermes costalimai*; fossil catalog. New World.
- Martins-Neto, 1999: 79 • *Spargotermes costalimai*; listed.
- Thorne et al., 2000: 84, fig. 4b (part) • *Spargotermes costalimai*; imago wing figured.
- Fontes and Vulcano, 2004: 351 • *Spargotermes costalimai*; fossil catalog. New World.

🌐 DISTRIBUTION: Neotropical Region—Brazil: Minas Gerais.

✳️ FOSSIL RECORD: Cenozoic–Palaeogene: Eocene.

†*Valditermes* Jarzembowski, 1981

†*Valditermes* Jarzembowski, 1981: 92.

TYPE SPECIES: *Valditermes brenanae* Jarzembowski, 1981 by original designation.

- Jarzembowski, 1984: 77 • *Valditermes*; characters.
- Jarzembowski, 1989: 438 • *Valditermes*; listed; fossil record.
- Jarzembowski, 1991: 93, 96, 97, 98 • *Valditermes*; listed; relationship; paleoecology.
- Carpenter, 1992: 141 • *Valditermes*; characters; wing figured; species included; fossil distribution.
- Thorne et al., 2000: 80 • *Valditermes*; number of fossil species; age; distribution.
- Bechly, 2007: 252 • *Valditermes*; comments on placement.

▲ 1 fossil species.

🌐 DISTRIBUTION: Palaearctic Region.

†*Valditermes brenanae* Jarzembowski, 1981

†*Valditermes brenanae* Jarzembowski, 1981: 92–94 (imago), figs. 1–8 [Jarzembowski, 1991 and Nel and Paicheler, 1993 place this genus and species in Cretatermitinae of Hodotermitidae].

TYPE DATA: Holotype: BMNH No. In. 64588 imago forewing. Paratypes: BMNH Nos. In. 64589–64593 imago forewings and hind wings.

TYPE LOCALITY: United Kingdom: England: Surrey, Clock House Works, Weald Clay [51°08'N, 00°19.5'N (sic)].

- Jarzembowski, 1984: 76–77, figs. 16–18 • *Valditermes brenanae*; imago described and figured.
- Gómez Pallerola, 1986: 721–722, figs. 3–6 • *Valditermes brenanae*; wing figured; discussion.
- Schlüter, 1989: 62 • *Valditermes brenanae*; discussion.
- Krishna, 1990: 76, 80 • *Valditermes brenanae*; discussion; transferred to Mastotermitidae.
- Jarzembowski, 1991: 93–99, figs. 1–5, 6 (middle), 7 (lower), 9 (lower) • *Valditermes brenanae*; imago wings described and figured. United Kingdom.
- Poinar, 1992: 104 • *Valditermes brenanae*; listed.
- Nel and Paicheler, 1993: 135–136 • *Valditermes brenanae*; type data; paleontology; distribution.
- Martínez-Delclòs and Martinell, 1995: 595 • *Valditermes brenanae*; listed.
- Krishna and Grimaldi, 2000: 133 • *Valditermes brenanae*; listed.
- Thorne et al., 2000: 81, 85, fig. 2 (part) • *Valditermes brenanae* [sic]; also as *brenanae*; discussion; imago wing figured.
- Engel et al., 2009: 22, 24, 26, figs. 1, 3 • *Valditermes brenanae*; character-state coding; phylogeny; geological time.

🌐 DISTRIBUTION: Palaearctic Region—United Kingdom: England.

* FOSSIL RECORD: Mesozoic–Early Cretaceous.

MASTOTERMITIDAE incertae sedis

†*Mastotermites* Armbruster, 1941

†*Mastotermites* Armbruster, 1941: 13.

TYPE SPECIES: *Mastotermites stuttgartensis* Armbruster, 1941 by original designation.

- Carpenter, 1992: 142 • *Mastotermites*; species included; fossil distribution.
- Nel and Paicheler, 1993: 114 • *Mastotermites*; as Mastotermitidae; genus incertae sedis.

†*Mastotermes stuttgartensis*

†*Mastotermes stuttgartensis* Armbruster, 1941: 13–18 (imago), unnumbered fig. on p. 14 [Upper Miocene].

TYPE DATA: Holotype: SMNS No. 2052 imago.

TYPE LOCALITY: Germany: Württemberg: Randeck near Stuttgart.

- Emerson, 1971: 297 • *Mastotermes stuttgartensis*; possible synonym of *Miotermes randeckensis*; listed.
- Weidner, 1971: 45 • *Mastotermes stuttgartensis*; listed.
- Nel and Paicheler, 1993: 114 • *Mastotermes stuttgartensis*; type data; paleontology; distribution.

†TERMOPSIDAE Holmgren, 1911

†**Termopsinae** Holmgren, 1911a: 35 [originally proposed as a subfamily, Termopsinae].

TYPE GENUS: *Termopsis* Heer, 1849.

- Froggatt, 1897a: 516 • Calotermitinae [part]; of Termitidae; characters; genera included.
- Desneux, 1904b: 12 • Termopsis; tribe of Calotermitinae; characters; key; genera included.
- Escherich, 1909: 171, 178 • Termopsini; tribe of Calotermitinae; key; characters; distribution.
- Holmgren, 1910b: 285 • Hodotermitinae [part]; of Protermitidae; genera included.
- Banks and Snyder, 1920: 10 • Termopsinae [part]; of Termitidae; key.
- Handlirsch, 1923: 504, 505 • Termopsini; tribe of Calotermitinae; key; synonymy.
- Pongrácz, 1926: 27, 29, pl. 5 • Termopsinae [part]; discussion; geological distribution.
- Pongrácz, 1928: 108, 110, 115, 116 • Termopsinae [part]; discussion; phylogeny.
- Handlirsch, 1930: 856 • Termopsini; tribe of Calotermitinae; key; distribution.
- Karny, 1930: 432 • Termopsidae [part]; listed; replacement for Holmgren's Protermitidae.
- Emerson, 1933b: 167–168 • Termopsinae [part]; of Hodotermitidae; synonymy; diagnostic characters.
- Emerson, 1942: 10 • Termopsinae [part]; of Hodotermitidae; classification; genera included.
- Grassé, 1949: 531 • Termopsidae; cited as Nov.; raised to family rank; characters; subfamilies included.
- Snyder, 1949a: 55, 360 • Termopsinae [part]; of Hodotermitidae; catalog; synonymy.
- Lal and Menon, 1953: 5–7 • Termopsinae [part]; of Kalotermitidae; catalog; reference list; key.
- Emerson, 1955: 516 • Termopsinae [part]; number of genera; distribution.
- Weidner, 1955b: 62–63 • Termopsinae [part]; of Termopsidae; characters.
- Weidner, 1955f: 37, 49, 50, 51 • Termopsinae [part]; of Termopsidae; characters; genera included.
- Emerson, 1968a: 279 • Termopsinae; of Hodotermitidae; characters; phylogeny.
- Krishna, 1970: 131, 134, 135–136, figs. 1, 3 • Termopsinae [part]; of Hodotermitidae; discussion; phylogeny of subfamily and genera; distribution.
- Weidner, 1970c: 10, 11, 17–18 • Termopsinae [part]; key; discussion.
- Thorne et al., 2000: 80 • Termopsinae [part]; of Termopsidae; number of fossil species; age; distribution.
- Engel and Krishna, 2004a: 3, 5, table 1 • Termopsinae [part]; of Termopsidae; classification; listed.
- Engel and Krishna, 2004b: 169–170 • Termopsidae; proposal to give precedence over Stolotermitinae; proposal to place on Official List of Family-Group Names in Zoology.
- ICZN, 2005: 164–166 • Termopsidae; given priority over Stolotermitinae; placed on Official List of Family-Group Names in Zoology.
- Bechly, 2007: 254 • Termopsidae; characters; comments.
- Engel et al., 2009: 10, 11, table 3, fig. 3 • Termopsidae; sensu novum; comments; phylogeny; to include *Termopsis* only.
- Ware et al., 2010b: 204–219, figs. 1–5 • Termopsidae; phylogeny; divergence time estimates.

▲ 1 fossil genus: 5 fossil species.

🌐 DISTRIBUTION: Palearctic Region.

†*Termopsis* Heer, 1849

†***Termopsis*** Heer, 1849b: 23 [first introduced as a subgenus of *Termes* Linnaeus, 1758].

TYPE SPECIES: *Termes breinii* Heer, 1849 by subsequent designation; see ICZN, 2005: 164–166.

- Hagen, 1858b: 12 • *Termopsis* [part]; characters; species included.
- Hagen, 1858c: 32, 74–75 • *Termopsis* [part]; characters; species included.
- Hagen, 1862a: 58 • *Termopsis*; characters; species included.

- Froggatt, 1897a: 517, 535 • *Termopsis* [part]; characters.
- Wasmann, 1897b: 149 • *Termopsis*; characters; *Termes occidentis* as type species.
- Desneux, 1904b: 12, 13 • *Termopsis*; reference list; characters.
- Holmgren, 1910b: 285 • *Termopsis*; listed under Hodotermitinae.
- Holmgren, 1911a: 10 • *Termopsis*; listed.
- Pongrácz, 1917: 33, 35, fig. 3 • *Termopsis*; wing figured; comparisons; distribution.
- Warren, 1919: 2 • *Termopsis*; distribution.
- Banks and Snyder, 1920: 11 • *Termopsis* [part]; characters; living species now included in *Zootermopsis*.
- Snyder, 1925d: 157 • *Termopsis*; discussion; species included.
- Pongrácz, 1926: 25 • *Termopsis*; listed.
- Emerson, 1928b: 405 • *Termopsis*; distribution.
- Emerson, 1933b: 168, 169–171 • *Termopsis*; synonymy; characters; comparisons; key.
- Emerson, 1942: 10 • *Termopsis*; listed.
- Snyder, 1949a: 360 • *Termopsis*; catalog; reference list; synonymy.
- Lal and Menon, 1953: 5, 7 • *Termopsis*; catalog; reference list; key.
- Emerson, 1955: 507 • *Termopsis*; number of species; distribution.
- Weidner, 1955b: 62–63 • *Termopsinae* [part]; of *Termopsidae*; characters.
- Weidner, 1955f: 50, 69 • *Termopsis*; key; number of species; distribution.
- Carpenter, 1992: 140, fig. 83 • *Termopsis*; synonymy; characters; species included; fossil distribution.
- Spahr, 1992: 28 • *Termopsis*; synonymy.
- Fontes and Monteiro, 1998: 38 • *Termopsis*; etymology and pronunciation.
- Thorne et al., 2000: 80 • *Termopsis*; number of fossil species; age; distribution.
- Engel and Krishna, 2004b: 169–170 • *Termopsis*; proposed designation of *Termopsis breinii* Heer, 1849 as type species for *Termopsis*; proposal to place on Official List of Generic Names in Zoology.
- ICZN, 2005: 164–166 • *Termopsis*; type species designated as *Termopsis breinii* Heer, 1849; placed on Official List of Generic Names in Zoology.
- Engel et al., 2007b: 8 • *Termopsis*; comments; characters; species included.

†*Xestotermopsis* Rosen, 1913a: 329–330 (imago), pl. 29: figs. 13, 17.

TYPE SPECIES: *Termes breinii* Heer, 1849 by original designation.

— Emerson, 1933b: 166, 167 • *Xestotermopsis*; synonymized with *Termopsis*.

▲ 5 fossil species.

🌐 DISTRIBUTION: Palaearctic Region.

†*Termopsis breinii* Heer, 1849

†*Termes (Termopsis) breinii* Heer, 1849b: 31–32 (imago), pl. 3: fig. 2.

TYPE DATA: Holotype (depository unknown): imago [ex amber].

TYPE LOCALITY: Baltic amber, “Bernstein.”

- Giebel, 1852: 638 • *Termes Breini* [sic]; listed; locality. Baltic amber.
- Hagen, 1854: 222, 224 • *Termopsis Breinii*; discussion.
- Pictet, 1854: 370 • *Termes Breinii*; listed.
- Hagen, 1855: 304–306 • *Termes Breinii*; discussion.
- Giebel, 1856: 294, 418 • *Termes (Termopsis) Breinii*; imago described; paleontology.
- Pictet-Baraban and Hagen, 1856: 48, 49, 51–53, pl. 5: fig. 3 • *Termes (Termopsis) Breinii*; imago described and figured; in figure legend incorrectly as *Termes pictetii*.

- Hagen, 1858c: 78–80 • *Termopsis Bremii*; imago described; synonymy; distribution. Prussian amber.
- Hagen, 1858b: 12 • *Termopsis Bremii*; imago described; synonymy; distribution. Prussian amber.
- Hagen, 1862a: 58 • *Termopsis Bremii*; listed.
- Meunier, 1900: 76–78, figs. 2, 3 • *Termes Bremii*; characters; antenna, leg figured; discussion.
- Handlirsch, 1907: 697 • “*Termopsis*” *Bremii*; listed; synonymy.
- Rosen, 1913a: 330, pl. 29: figs. 13, 17 • *Xestotermopsis Bremii*; imago, forewing figured; new combination.
- Pongrácz, 1917: 31, 34–35, fig. 4a • *Termes Bremi*; discussion; imago wing figured.
- Snyder, 1925d: 157, chart 1 • *Xestotermopsis (Termopsis) bremii*; discussion.
- Pongrácz, 1926: 27, pl. 5 • *Termopsis Bremii* [also as *Bremi*]; discussion; phylogeny.
- Pongrácz, 1928: 109, fig. 7 • *Xestotermopsis Bremi* [sic]; discussion; imago wing figured.
- Martynov, 1929: 175 • *Xestotermopsis bremii*; discussion.
- Emerson, 1933b: 169–170, figs. 1–4 • *Termopsis bremii*; imago described and figured. Baltic amber.
- Statz, 1939: 37–38, table 4 • *Xestotermopsis Bremii* [also *bremii*]; discussion; paleontology.
- Armbruster, 1941: 19 • *Xestotermopsis Bremii*; discussion.
- Snyder, 1949a: 360 • *Termopsis bremii*; catalog; reference list; synonymy. Baltic amber: Eocene.
- Bachofen-Echt, 1949: 96 • *Termopsis (Xestotermopsis) bremii*; synonymy; listed. Baltic amber.
- Andrée, 1951: 50 • *Termopsis bremii*; discussion.
- Weidner, 1955b: 57, 63–64, 70–71, figs. 4–5, pl. 1: fig. 1 • *Termopsis bremii*; imago described and figured; synonymy; ecology; locality. Baltic amber.
- Weidner, 1956a: 364 • *Termopsis bremii*; listed; fecal pellets.
- Weidner, 1968b: 17 • *Termopsis bremii*; discussion.
- Burnham, 1978: 89 • *Termopsis bremii*; listed.
- Martynova, 1991: 141, fig. 263 • *Termopsis bremii*; imago figured.
- Spahr, 1992: 28 • *Termopsis bremii*; synonymy; remarks.
- Nel and Paicheler, 1993: 132 • *Termopsis bremii*; type data; paleontology; distribution.
- Weitschat and Wichard, 1998: 110, pl. 35: figs. a, b • *Termopsis bremii*; listed; imago figured. Baltic amber.
- Thorne et al., 2000: 82, fig. 3 [part] • *Termopsis bremii*; imago wing figured.
- Engel and Krishna, 2004b: 169–170 • *Termopsis bremii*; proposal to place on Official List of Specific Names in Zoology; proposal to designate as type species of *Termopsis* Heer, 1849.
- ICZN, 2005: 164–166 • *Termopsis bremii*; designated as type species for *Termopsis* Heer, 1849; placed on Official List of Specific Names in Zoology.
- Engel et al., 2007b: 8, 11, fig. 7 • *Termopsis bremii*; comments; imago figured; distribution.
- Engel et al., 2009: 23, 24, 26, figs. 1, 3 • *Termopsis bremii*; character-state coding; phylogeny; geological time.

†*Termes granulicollis* Pictet, 1854: 370 [Hagen, 1858c: 78 incorrectly refers to this species as a MS name. Pictet’s 1854 comparison of this species with *bremii* constitutes a description].

TYPE DATA: Syntype (depository unknown): wing.

TYPE LOCALITY: East Prussia: Baltic amber, “Bernstein.”

- Pictet-Baraban and Hagen, 1856: 51 • *Termes granulicollis*; synonymized with *bremii*.
- Hagen, 1858c: 78 • *Termes granulicollis*; as synonym of *bremii*.

†*Termes pictetii* Pictet, 1854: 370 [nomen nudum; although Pictet, 1854 gave credit for *Termes Pictetii* to Berendt, Pictet is the one who authored it].

- Pictet-Baraban and Hagen, 1856: 50, 51, pl. 5: fig. 3 • *Termes pictetii*; synonymized with *bremii* [nomen nudum; error in figure legend, as it does not match text where cited as synonym].
- Hagen, 1858c: 78 • *Termes Pictetii*; as synonym of *bremii*.

†*Termes (Termopsis) deciduus* Pictet-Baraban and Hagen, 1856: 52 (imago).

TYPE DATA: Syntypes (depository unknown): imagoes.

TYPE LOCALITY: East Prussia: Baltic amber, “Bernstein.”

- Hagen, 1858c: 80–81 • *Termopsis? deciduus*; imago described, synonymy; distribution. Prussian amber [Hagen cited as author].
- Hagen, 1858b: 13 • *Termopsis deciduus*; imago described, measured; synonymy; distribution. Prussian amber.
- Handlirsch, 1907: 697 • “*Termopsis*” *decidua*; listed; synonymy.
- Rosen, 1913a: 329 • *Termopsis deciduus*; tentatively synonymized with *bremii*; remarks.
- Snyder, 1925d: 157, chart 1 • *Termopsis deciduus*; discussion.
- Snyder, 1949a: 361 • *Termes (Termopsis) deciduus*; synonymized with *bremii*.

†*Termes (Termopsis) gracilicornis* Pictet-Baraban and Hagen, 1856: 53–54 (imago).

TYPE DATA: ?Syntypes: Depository unknown.

TYPE LOCALITY: East Prussia: Baltic amber, “Bernstein.”

- Hagen, 1854: 222, 224 • *Termopsis gracilicornis*; listed.
- Pictet, 1854: 370 • *Termes gracilicornis*; nomen nudum; listed.
- Hagen, 1855: 308–309 • *Termes gracilicornis*; discussion.
- Pictet-Baraban and Hagen, 1856: 49, 53–54, pl. 5: fig. 4 • *Termes (Termopsis) gracilicornis*; imago described and figured; discussion.
- Hagen, 1858c: 80 • *Termopsis gracilicornis*; imago described; synonymy; distribution. Prussian amber.
- Hagen, 1858b: 12–13 • *Termopsis gracilicornis*; imago described; synonymy; distribution; Pictet cited as author. Prussian amber.
- Hagen, 1862a: 58 • *Termopsis gracilicornis*; listed.
- Handlirsch, 1907: 697 • “*Termopsis*” *gracilicornis*; listed; synonymy.
- Rosen, 1913a: 329 • *Termopsis gracilicornis*; tentatively synonymized with *bremii*; remarks.
- Snyder, 1925d: 157, chart 1 • *Termopsis gracilicornis*; discussion.
- Pongrácz, 1926: pl. 5 • *Termopsis gracilicornis*; phylogeny.
- Snyder, 1949a: 361 • *Termes (Termopsis) gracilicornis*; synonymized with *bremii*.

🌐 DISTRIBUTION: Palaearctic Region—Poland: Baltic amber.

✳ FOSSIL RECORD: Cenozoic–Palaeogene: Eocene.

†*Termopsis gracilipennis* Théobald, 1937

†*Termopsis gracilipennis* Théobald, 1937: 162–163 (imago), pl. xix: fig. 27.

TYPE DATA: Holotype: NHMB R 630 imago. Paratypes: NHMB R 783, 788, 412, 158 imagoes.

TYPE LOCALITY: France: Kleinkembs, near Kembs and Mulhouse on the French-German border.

- Snyder, 1949a: 361 • *Termopsis gracilipennis*; catalog. France: Oligocene.
- Nel and Paicheler, 1993: 133 • *Termopsis gracilipennis*; as Isoptera family incertae sedis; type data; paleontology; distribution.
- Engel et al., 2007b: 8 • *Termopsis gracilipennis*; comments; distribution.

🌐 DISTRIBUTION: Palaearctic Region—France-Germany border.

✳ FOSSIL RECORD: Cenozoic–Palaeogene: Oligocene.

†*Termopsis mallaszi* Pongrácz, 1928

†*Termopsis mallaszi* Pongrácz, 1928: 110 (imago), fig. 8 [as “Mallászi”].

TYPE DATA: Holotype: MZD imago wing.

TYPE LOCALITY: Hungary: Kom. Hunyad, Piski, Tompa.

- Emerson, 1933b: 190 • *Termopsis mallászi*; remarks; systematic position doubtful.
- Statz, 1939: table 4 • *Termopsis mallaszi*; listed; paleontology.
- Snyder, 1949a: 361 • *Termopsis mallászi*; catalog; reference list. Hungary: Eocene.
- Burnham, 1978: 88 • *Termopsis mallaszi*; listed.
- Nel and Paicheler, 1993: 132–133 • *Termopsis mallaszi*; as Termopsidae or Hodotermitidae family incertae sedis; type data; paleontology; distribution.
- Engel et al., 2007b: 8 • *Termopsis mallaszi*; comments; distribution.

🌐 DISTRIBUTION: Palaearctic Region—Hungary.

✳️ FOSSIL RECORD: Cenozoic–Neogene: Miocene.

†*Termopsis transsylvanica* Pongrácz, 1928

†*Termopsis transsylvanica* Pongrácz, 1928: 108–109 (imago), fig. 6.

TYPE DATA: Syntype(s): MZD imagoes.

TYPE LOCALITY: Hungary: Kom. Hunyad, Piski, Tompa.

- Emerson, 1933b: 190 • *Termopsis transsylvanica*; remarks; systematic position doubtful.
- Statz, 1939: table 4 • *Termopsis transsylvanica*; listed; paleontology.
- Armbruster, 1941: 41 • *Hodotermes transsylvanica*; discussion.
- Snyder, 1949a: 361 • *Termopsis transsylvanica*; catalog; reference list. Hungary: Eocene.
- Nel and Paicheler, 1993: 132 • *Termopsis transsylvanica*; as Termopsidae or Hodotermitidae family incertae sedis; type data; paleontology; distribution.
- Engel et al., 2007b: 8 • *Termopsis transsylvanica*; comments; distribution.

🌐 DISTRIBUTION: Palaearctic Region—Hungary.

✳️ FOSSIL RECORD: Cenozoic–Neogene: Miocene.

†*Termopsis ukapirmasi* Engel, Grimaldi, and Krishna, 2007

†*Termopsis ukapirmasi* Engel et al., 2007b: 3, 8–11 (imago), figs. 4, 5–6.

TYPE DATA: Holotype: AMNH B-JH-Iso4 imago. Paratype(s): AMNH B-JH-Iso2 imago.

TYPE LOCALITY: “Blaue Erde,” Baltic amber.

- Engel et al., 2009: 23, 24, 26, figs. 1, 3 • *Termopsis ukapirmasi*; character-state coding; phylogeny; geological time.

🌐 DISTRIBUTION: Palaearctic Region—Poland.

✳️ FOSSIL RECORD: Cenozoic–Palaeogene: Eocene: Lutetian.

ARCHOTERMOPSIDAE Engel, Grimaldi, and Krishna, 2009

Archotermopsidae Engel et al., 2009: 9, 10, 11, fig. 3.

TYPE GENUS: *Archotermopsis* Desneux, 1904.

- Holmgren, 1910b: 285 • Hodotermitinae [part]; of Protermitidae; genera included.
- Banks and Snyder, 1920: 10 • Termopsinae [part]; of Termitidae; key.
- Emerson, 1933b: 167–168 • Termopsinae; of Hodotermitidae; synonymy; diagnostic characters.
- Hare, 1937: 461, 475 • Termopsinae [part]; of Protermitidae; phylogeny after Holmgren.
- Emerson, 1942: 10 • Termopsinae [part]; of Hodotermitidae; classification; genera included.
- Snyder, 1949a: 55, 360 • Termopsinae [part]; of Hodotermitidae; catalog; synonymy.
- Grassé, 1949: 531 • Termopsinae [part]; of Termopsidae; characters; genera included.
- Lal and Menon, 1953: 5 • Termopsinae; of Kalotermitidae; catalog; reference list; key.
- Emerson, 1955: 516 • Termopsinae [part]; of Hodotermitidae; number of genera; distribution.
- Weidner, 1955b: 62–63 • Termopsinae [part]; of Termopsidae; characters.
- Weidner, 1955f: 37, 49, 50, 51 • Termopsinae [part]; of Termopsidae; characters; genera included.
- Tu, 1955a: 33, 34 • Termopsinae; of Hodotermitidae; distribution.
- Harris, 1961a: 47 • Termopsinae [part]; of Termopsidae; characters.
- Tsai and Chen, 1964b: 56 • Termopsidae; characters [Grassé incorrectly cited as author].
- Weesner, 1965: 33, 34 • Termopsinae; of Hodotermitidae [part]; key; characters; distribution.
- Noirot and Noirot-Timotheé, 1965c: 269 • Termopsinae; of Hodotermitidae, sensu Snyder; sternal gland location.
- Noirot and Noirot-Timotheé, 1969: 49–88 • Termopsidae [part]; gut morphology.
- Krishna, 1970: 131, 134, 135–136, figs. 1, 3 • Termopsinae; of Hodotermitidae; discussion; phylogeny of subfamily and genera; distribution.
- Weidner, 1970c: 10, 11, 17–18 • Termopsinae [part]; of Termopsidae; characters; discussion.
- Chhotani and Bose, 1973: 233 • Termopsidae; distribution of Indian taxa.
- Sen-Sarma, 1974: 451 • Termopsinae; of Termopsidae; ecology and biogeography.
- Thakur, 1975a: 341–345 • Termopsinae; of Hodotermitidae; zoogeography of northwest Himalaya.
- Morimoto, 1975b: 8, 11 • Termopsinae; of Termopsidae; key; remarks.
- Roonwal, 1975c: 37, fig. 9 • Termopsidae; phylogeny.
- Araujo, 1977c: 254 • Termopsinae; of Termopsidae; catalog; genera included.
- Kevan, 1978: 314 • Termopsidae [part]; of superfamily Termitoidea; number of species in Canada.
- Baccetti, 1979: 631 • Termopsidae [part]; sperm morphology.
- Ampion and Quennedey, 1981: 253, 255, 257, 258, fig. 1 • Termopsidae; sternal and tergal gland; phylogeny.
- Roonwal, 1981: 468, 470 • Termopsidae; wing microsculpturing.
- Prestwich, 1983b: 290 • Termopsidae; defense.
- Roonwal, 1983b: 366, 367, 377–378, 383 • Termopsidae; wing microsculpturing.
- Howse, 1984b: 477–481 • Termopsidae [part]; glands; secretions; development; communication; alarm; biochemistry; behavior.
- Chhotani, 1985: 88–89 • Termopsinae; of Termopsidae; distribution and zoogeography of Oriental taxa.
- Vickery, 1985: 71, 77 • Termopsidae [part]; of superfamily Termitoidea; key; characters.
- Abe, 1987: 126, 141 • Termopsidae [part]; phylogeny; number of species.
- Roonwal and Chhotani, 1989: 115, 119, 121–125, 134–138 • Termopsidae; synonymy; diagnostic characters; distribution and composition; key.
- Fan, 1992: 506, 507, 508 • Termopsidae [part]; key; characters.
- Thorne and Carpenter, 1992: 256, 257, 261, 262 • Termopsidae [part]; character data matrix; phylogeny.
- Noirot, 1995a: 321–323 • Termopsinae; of Termopsidae; sternal gland; phylogeny.

- Noirot, 1995b: 197–226 • Termopsinae; of Termopsidae; gut morphology.
- Kambhampati et al., 1996: 229–238 • Termopsinae; of Termopsidae; phylogeny based on DNA of m16S rRNA sequences.
- Poole and Gentili, 1997: 493 • Termopsinae; of Hodotermitidae; listed.
- Constantino, 1998b: 141 • Termopsinae; of Termopsidae; catalog. New World.
- Jamieson et al., 1999: 135 • Hodotermitidae [part]; phylogeny based on sperm structure.
- Thorne et al., 2000: 80 • Termopsinae [part]; of Termopsidae; number of fossil species; age; distribution.
- Eggleton, 2000: 35 • Termopsidae [part]; distribution.
- Kambhampati and Eggleton, 2000: 20 • Termopsinae [part]; of Termopsidae; key.
- Roisin, 2000: 101 • Termopsidae [part]; caste development.
- Eggleton and Tayasu, 2001: 943, 954, table 1, figs. 2, 8 • Termopsidae [part]; biodiversity; classification and phylogeny based on ecological characteristics: feeding groups and “lifeways.”
- König et al., 2002: 125–156 • Termopsidae; hind gut fauna and flora; symbionts: protozoa and bacteria; physiology of digestion; review.
- Deitz et al., 2003: 69–91 • Termopsidae [part]; characters; phylogeny; cladistic analysis.
- Thorne and Traniello, 2003: 283–306 • Termopsidae [part]; ecology; relationships.
- Crosland et al., 2005: 63–68 • Termopsidae; arolium morphology.
- Grimaldi and Engel, 2005: 247, 251 • Termopsidae [part]; fossil history; phylogeny.
- Klass and Meier, 2006: 3–50 • Termopsinae [part]; characters; phylogeny.
- Inward et al., 2007b: 953–967 • Termopsidae [part]; generic level phylogeny; morphological and molecular data; life histories.
- Yamada et al., 2007: 3768–3777 • Termopsidae [part]; *nifH*; nitrogen fixation; symbiosis; phylogeny.
- Legendre et al., 2008: 615–627 • Termopsidae; rDNA COII sequences; phylogeny; worker caste.
- Koshikawa et al., 2008: 859–867 • Termopsidae; haploid genome size; phylogeny.
- Quennedey et al., 2008: 168–185 • Termopsinae; of Termopsidae; sternal gland; histology; phylogeny.
- Davis et al., 2009: 1750–1761 • Termopsidae; phylogeny; supertree; species richness; diversification.
- Engel et al., 2009: table 3, fig. 3 • Archotermopsidae; classification; geological time; phylogeny.
- Ware et al., 2010b: 204–219, figs. 1–5 • Archotermopsidae; phylogeny; divergence time estimates.
- Lacey et al., 2011: 1–7 • Archotermopsidae; classification; phylogeny; sex pheromones.

▲ 3 genera: 6 living species, 3 fossil species; 1 fossil genus: 1 fossil species.

🌐🌐🌐 DISTRIBUTION: Nearctic Region; Oriental Region; Palaearctic Region.

Archotermopsis Desneux, 1904

Archotermopsis Desneux, 1904b: 13 [first introduced as a subgenus of *Termopsis* Heer, 1849].

TYPE SPECIES: *Termopsis* (*Archotermopsis*) *wroughtoni* Desneux, 1904 by monotypy.

- Desneux, 1906c: 293 • *Termopsis* [part]; characters.
- Holmgren, 1910b: 285 • *Archotermopsis*; listed under Hodotermitinae.
- Holmgren, 1911a: 10, 35, 36–37 • *Archotermopsis*; reference list; characters; key; species included.
- Warren, 1919: 2 • *Archotermopsis*; distribution.
- Emerson, 1928b: 405 • *Archotermopsis*; distribution.
- Emerson, 1933b: 168, 172–173 • *Archotermopsis*; characters; key; comparisons.
- Snyder, 1934a: 24, 27 • *Archotermopsis*; key.
- Emerson, 1942: 11 • *Archotermopsis*; listed.
- Snyder, 1949a: 55, 361 • *Archotermopsis*; catalog; reference list.

- Lal and Menon, 1953: 5, 6 • *Archotermopsis*; catalog; reference list; key.
- Emerson, 1955: 507, 509 • *Archotermopsis*; number of species; distribution.
- Ahmad, 1955b: 207 • *Archotermopsis*; key.
- Weidner, 1955f: 51, 69 • *Archotermopsis*; key; number of species; distribution.
- Ahmad, 1958: 56, 57 • *Archotermopsis*; key.
- Chatterjee and Thakur, 1967: 4 • *Archotermopsis*; key.
- Morimoto, 1967a: 10 • *Archotermopsis*; distribution.
- Sen-Sarma, 1968: 9 • *Archotermopsis*; phylogeny.
- Noirot and Noirot-Timothee, 1969: 49–88 • *Archotermopsis*; gut morphology.
- Akhtar, 1974b: 90, 91, 97, 98, 100 • *Archotermopsis*; distribution; ecology. Pakistan.
- Sen-Sarma, 1974: 451 • *Archotermopsis*; ecology and biogeography.
- Morimoto, 1975b: 11 • *Archotermopsis*; key.
- Sen-Sarma et al., 1975: 4, 7 • *Archotermopsis*; distribution and ecology; key. India.
- Thakur, 1978d: 95, 96 • *Archotermopsis*; biology; distribution.
- Chhotani and Bose, 1979b: 27 • *Archotermopsis*; nesting behavior and nests.
- Roonwal, 1983b: 362 • *Archotermopsis*; wing microsculpturing.
- Chhotani, 1985: 89 • *Archotermopsis*; distribution and zoogeography.
- Noirot, 1985b: 48 • *Archotermopsis*; caste development.
- Roonwal and Chhotani, 1989: 125–126 • *Archotermopsis*; synonymy; characters; composition and distribution.
- Carpenter, 1992: 140 • *Archotermopsis*; fossil distribution.
- Spahr, 1992: 28 • *Archotermopsis*; synonymy; fossil species.
- Noirot, 1995b: 204 • *Archotermopsis*; gut morphology.
- Akhtar and Ahmad, 1997: 214, 218 • *Archotermopsis*; zoogeographical distribution. Pakistan.
- Thorne et al., 2000: 80 • *Archotermopsis*; number of fossil species; age; distribution.
- Sornnuwat et al., 2004: 356, 358 • *Archotermopsis*; key; number of species. Thailand.
- Engel et al., 2007b: 11–12 • *Archotermopsis*; imago characters; synonymy; distribution.

▲ 2 living species, 1 fossil species.

🌐 DISTRIBUTION: Oriental Region; Palaearctic Region.

Archotermopsis kuznetsovi Beljaeva, 2004

Archotermopsis kuznetsovi Belyaeva, 2004a: 369–377 (imago, soldier), figs. 1–15, 21–25.

TYPE DATA: Holotype: ZMM imago ♂. Paratype(s): ZMM imagoes, soldiers, pseudergates.

TYPE LOCALITY: Vietnam (North): 8 km. SE Shapa Mt. [22°09'N, 103°59'E].

- Belyaeva, 1998: 245–251, figs. 1, 2 • *Archotermopsis* sp.; imago, soldier described and figured. North Vietnam: Lao Cai Province: Sa Pa district.

🌐 DISTRIBUTION: Oriental Region—Vietnam.

†*Archotermopsis tornquisti* Rosen, 1913

†*Archotermopsis tornquisti* Rosen, 1913a: 330–331 (imago), pl. 29: fig. 18.

TYPE DATA: Syntypes (depository unknown): imagoes (Upper Eocene, ex amber); types formerly in Munich, Germany, but destroyed in WW II.

TYPE LOCALITY: Poland: East Prussia.

- Snyder, 1925d: chart 1 • *Archotermopsis tornquisti*; listed.
- Emerson, 1933b: 177–178 • *Archotermopsis tornquisti*; imago described. Baltic amber.
- Statz, 1939: table 4 • *Archotermopsis tornquisti*; listed; paleontology.

- Snyder, 1949a: 362 • *Archotermopsis tornquisti*; catalog; reference list. Eocene: Baltic amber.
- Bachofen-Echt, 1949: 96 • *Archotermopsis tornquisti*; listed. Baltic amber.
- André, 1951: 50, 51, fig. 8 • *Archotermopsis tornquisti*; discussion; imago figured. Baltic amber.
- Chaudhry, 1954: 31 • *Archotermopsis tornquisti*; listed.
- Weidner, 1955b: 64, 70–71, pl.1, fig. 4 • *Archotermopsis tornquisti*; imago described and figured; synonymy; ecology.
- Weidner, 1968b: 17 • *Archotermopsis tornquisti*; discussion.
- Burnham, 1978: 89 • *Archotermopsis tornquisti*; listed.
- Spahr, 1992: 28 • *Archotermopsis tornquisti*; synonymy.
- Nel and Paicheler, 1993: 133 • *Archotermopsis tornquisti*; type data; paleontology; distribution.
- Weitschat and Wichard, 1998: 110 • *Archotermopsis tornquisti*; listed. Baltic amber.
- Engel et al., 2007b: 12 • *Archotermopsis tornquisti*; comments. Baltic amber.
- Engel et al., 2009: 23, 24, 26, figs. 2, 3 • *Archotermopsis tornquisti*; character-state coding; phylogeny; geological time.

🌐 DISTRIBUTION: Palaearctic Region—Poland.

* FOSSIL RECORD: Cenozoic–Palaeogene: Eocene.

Archotermopsis wroughtoni (Desneux, 1904)

Termopsis wroughtoni Desneux, 1904f: 445–446 (imago, soldier).

TYPE DATA: Syntypes (depository unknown): imagoes, soldiers.

TYPE LOCALITY: India: Kashmir valley.

- Desneux, 1904b: 13, 14, fig. 3, pl. 1: figs. 3, 3a • *Termopsis* (*Archotermopsis*) *wroughtoni*; reference list; synonymy; imago, soldier figured. India.
- Desneux, 1904c: 280, 285 • *Termopsis wroughtoni*; remarks.
- Desneux, 1906c: 293–298, figs. 1–3 • *Termopsis wroughtoni*; synonymy; imago, soldier described and figured. India: Kashmir.
- Holmgren, 1911a: 36, figs. 3, 6, pl.2: fig. 1 • *Archotermopsis wroughtoni*; imago, forewing partially figured; new combination. India.
- Fletcher, 1912: 222 • *Archotermopsis wroughtoni*; remarks.
- Holmgren, 1913c: 31, pl. 1: fig. 1 • *Archotermopsis wroughtoni*; imago, soldier, worker described; soldier figured; distribution. India.
- Bugnion, 1913d: 167 • *Archotermopsis wroughtoni*; antennal articles. India.
- Imms, 1919: 75–180, pl. 8 • *Archotermopsis wroughtoni*; monograph; external and internal anatomy; biology; protozoa.
- Snyder, 1925d: 157, 161 • *Archotermopsis wroughtoni*; discussion.
- Emerson, 1933b: 172–177, figs. 8–20 • *Archotermopsis wroughtoni*; imago, soldier described and figured. India.
- Snyder, 1934a: 1 • *Archotermopsis wroughtoni*; listed.
- Margabandhu, 1934: 713 • *Archotermopsis wroughtoni*; annotated reference list; biology.
- Sutherland, 1934: 5 • *Archotermopsis wroughtoni*; gut histology.
- Browman, 1935: fig. 14 • *Archotermopsis wroughtoni*; nymph genital cavity figured.
- Stella, 1939: 259 • *Archotermopsis wroughtoni*; soldier gonads.
- Beeson, 1941: 539–540 • *Archotermopsis wroughtoni*; biology.
- Snyder, 1949a: 55 • *Archotermopsis wroughtoni*; catalog; reference list; synonymy. India.
- Grassé, 1949: figs. 91, 107, 109, 113 • *Archotermopsis wroughtoni*; imago, soldier, digestive tube, brain, ovaries figured; anatomy.
- Ahmad, 1950: 81, fig. 6 • *Archotermopsis wroughtoni*; nymph mandibles figured.
- Lal and Menon, 1953: 6 • *Archotermopsis wroughtoni*; catalog; synonymy; systematic and biological reference list. India.

- Roonwal and Pant, 1953: 46 • *Archotermopsis wroughtoni*; collection catalog. India.
- Chaudhry, 1954: 31–32 • *Archotermopsis wroughtoni*; biology; damage; locality. Pakistan.
- Ahmad, 1955b: 202, 208–210, figs. 4, 5 • *Archotermopsis wroughtoni*; imago, soldier described and figured; synonymy; distribution. Pakistan.
- Saleem, 1955: 34–39 • *Archotermopsis wroughtoni*; protozoa. Pakistan: Punjab.
- Weidner, 1955f: fig. 24 • *Archotermopsis wroughtoni*; imago, soldier, nymph figured.
- Weidner, 1955b: 63, 69 • *Archotermopsis wroughtoni*; discussion.
- Roonwal, 1956a: fig. 3 • *Archotermopsis wroughtoni*; genitalia figured.
- Roonwal, 1956c: figs. 27, 29 • *Archotermopsis wroughtoni*; genitalia figured.
- Ahmad, 1958: 57 • *Archotermopsis wroughtoni*; key.
- Vittal, 1959: 45, table 1 • *Archotermopsis wroughtoni*; protozoa.
- Harris, 1961a: 15, 48, 58, 60 • *Archotermopsis wroughtoni*; distribution.
- Ahmad, 1962: 67 • *Archotermopsis wroughtoni*; distribution. Pakistan.
- Mathur and Thapa, 1962a: 6 • *Archotermopsis wroughtoni*; collection catalog. India.
- Springhetti, 1964b: 213 • *Archotermopsis wroughtoni*; seminal vesicles.
- Chatterjee and Thakur, 1967: 5, 6, 8–10, 13 • *Archotermopsis wroughtoni*; key; synonymy; soldier measurements; soldier figured; distribution. India.
- Harris, 1967b: 211, 214 • *Archotermopsis wroughtoni*; imago measurements; distribution. Afghanistan; India; Pakistan.
- Emerson, 1968b: 12 • *Archotermopsis wroughtoni*; remarks.
- Weidner, 1968b: 20 • *Archotermopsis wroughtoni*; discussion.
- Roonwal, 1970c: 328–329 • *Archotermopsis wroughtoni*; biology; distribution.
- Roonwal, 1970b: figs. 15c, e • *Archotermopsis wroughtoni*; imago leg and stylus figured.
- Roonwal and Bose, 1970b: 673 • *Archotermopsis wroughtoni*; tibial spurs and spines morphology.
- Chaudhry et al., 1972: 9, figs. 9, 10 • *Archotermopsis wroughtoni*; synonymy; imago, soldier measurements and figures; ecology; biology; distribution. Pakistan.
- Chhotani and Bose, 1973: 233 • *Archotermopsis wroughtoni*; distribution. Indian region.
- Akhtar, 1974b: 101 • *Archotermopsis wroughtoni*; distribution. Pakistan.
- Roonwal, 1974a: 155–159, fig. 3 • *Archotermopsis wroughtoni*; tibial spurs described and figured. India.
- Sen-Sarma, 1974: 424, 426, 440, 449, 451 • *Archotermopsis wroughtoni*; ecology and biogeography. Afghanistan; India; Pakistan.
- Morimoto, 1975b: 12, fig. 15 • *Archotermopsis wroughtoni*; soldier figured.
- Sen-Sarma et al., 1975: 1, 4, 36, 52, pl. 9: fig. a • *Archotermopsis wroughtoni*; distribution and ecology. Afghanistan; India; Pakistan.
- Roonwal, 1978a: 102, 104 • *Archotermopsis wroughtoni*; biology; distribution.
- Yamin, 1979: 26 • *Archotermopsis wroughtoni*; protozoa.
- Thakur, 1978d: 93, 96 • *Archotermopsis wroughtoni*; ecology; biology.
- Chhotani and Bose, 1979b: 18 • *Archotermopsis wroughtoni*; nesting behavior and nests. India.
- Kayani et al., 1979: 131, 136 • *Archotermopsis wroughtoni*; ecology; altitudinal distribution. Pakistan.
- Mathot, 1979: 15 • *Archotermopsis wroughtoni*; collection catalog; types listed.
- Sen-Sarma and Thakur, 1980a: 7–8, fig. 4 • *Archotermopsis wroughtoni*; soldier measured and figured; synonymy; distribution. Afghanistan; India; Pakistan.
- Roonwal, 1981: 470, figs. 1C–D • *Archotermopsis wroughtoni*; wing microsculpturing.
- Roonwal, 1983a: 138, 139, fig. 3 • *Archotermopsis wroughtoni*; papillae on tibial spurs described and figured.
- Roonwal, 1984: 11–12, figs. 4, 10c, 13 • *Archotermopsis wroughtoni*; caudal abdominal sternites described and figured; genitalia; reproductive organs.
- Roonwal et al., 1984: 315–338, figs. 1–40 • *Archotermopsis wroughtoni*; synonymy; imago, soldier, pseudoworker described and figured; biology; protozoa; distribution. Afghanistan; India; Pakistan.
- Verma, 1985d: 309, 310, 312 • *Archotermopsis wroughtoni*; distribution; key.

- Ahmad, 1986: 16 • *Archotermopsis wroughtoni*; distribution. Pakistan: divided Kashmir; North West Frontier Province, Punjab.
- Myles, 1986b: 298 • *Archotermopsis wroughtoni*; reproductive soldiers.
- Roonwal and Verma, 1988: 452, 454, fig. 2A, pl. 2 • *Archotermopsis wroughtoni*; tibial spines and spurs morphology.
- Roonwal and Chhotani, 1989: 21, 29, 93, 96, 126–134, figs. 8B, 12B, 14B, C, 17, 19, 26A, B, 49c, e, 72–76 • *Archotermopsis wroughtoni*; imago, soldier, pseudoworker described and figured; synonymy; key; biology and ecology; distribution and zoogeography. Afghanistan; India; Pakistan.
- Krishna, 1990: 77 • *Archotermopsis wroughtoni*; discussion.
- Shakoor et al., 1991: 358 • *Archotermopsis wroughtoni*; checklist; damage; distribution. Pakistan: divided Kashmir.
- Akhtar et al., 1992: 92 • *Archotermopsis wroughtoni*; damage; altitudinal distribution. Pakistan: divided Kashmir.
- Thorne and Carpenter, 1992: 257, table 2 • *Archotermopsis wroughtoni*; derived characters listed.
- Noirot, 1995b: 197–226 • *Archotermopsis wroughtoni* [sic]; gut morphology.
- Verma, 1995a: 47 • *Archotermopsis wroughtoni*; distribution. India: western Himalaya.
- Kambhampati et al., 1996: 338–340, figs. 1, 2 • *Archotermopsis wroughtoni*; phylogeny based on DNA of m16S rRNA sequence data.
- Ahmad and Akhtar, 2002: 11 • *Archotermopsis wroughtoni*; catalog. China; India; Pakistan.
- Belyaeva, 2004a: 892 (English translation), figs. 16–19 • *Archotermopsis wroughtoni*; comparisons; soldier measurements and figure.
- Engel et al., 2009: 22, 23, 25, figs. 2, 3 • *Archotermopsis wroughtoni*; character-state coding; phylogeny.
- He et al., 2009: 102–104 • *Archotermopsis wroughtoni*; soldier described and figured; distribution. China: Yunnan Province: Lu Chun, Cang Yuan.

Termopsis radcliffei Radcliffe, 1904: 412–414 (imago, soldier).

TYPE DATA: Syntypes (depository unknown): imago, soldier.

TYPE LOCALITY: India: Kashmir valley.



- Desneux, 1904b: 14 • *Termopsis radcliffei*; synonymized with *A. wroughtoni*, as the latter name has priority: February 1904 vs. June 1904.

Archotermopsis deodarae Chatterjee and Thakur, 1967: 10–13 (soldier, worker), pls. I, II.

TYPE DATA: Holotype: FRI soldier. Paratype(s): FRI soldiers, workers, ZSI soldier, worker, AMNH soldier, nymphs.

TYPE LOCALITY: India: Kashmir: Achhabal, Anantnag.

- Sen-Sarma et al., 1975: 1, 52 • *Archotermopsis deodarae*; also as *deoderae* [sic]; distribution. Afghanistan; India; Pakistan.
- Chhotani, 1977a: 29 • *Archotermopsis deodarae*; distribution. India.
- Roonwal et al., 1984: 317, 329 • *Archotermopsis deodarae*; synonymized with *A. wroughtoni*.
- Verma, 1985d: 309, 310, 312 • *Archotermopsis deodarae*; distribution; key.
- Belyaeva, 2004a: 892 (English translation) • *Archotermopsis deodarae*; comparisons; soldier measurements and figure.

  DISTRIBUTION: Oriental Region—China; India: Himachal Pradesh, Jammu and Kashmir, Uttar Pradesh; Pakistan. ♦ Palaeartic Region—Afghanistan.

Hodotermopsis Holmgren, 1911

Hodotermopsis Holmgren, 1911a: 38.

TYPE SPECIES: *Hodotermopsis sjostedti* Holmgren, 1911 by monotypy.

- Holmgren, 1911a: 38 • *Hodotermopsis*; characters listed; key; systematic position; species included.
- Emerson, 1928b: 405 • *Hodotermopsis*; distribution.
- Emerson, 1933b: 168, 179 • *Hodotermopsis*; synonymy; characters; key; comparison.
- Emerson, 1942: 11 • *Hodotermopsis*; listed.
- Snyder, 1949a: 55 • *Hodotermopsis*; catalog; reference list.
- Emerson, 1955: 509 • *Hodotermopsis*; number of species; distribution.
- Weidner, 1955f: 51, 69 • *Hodotermopsis*; key; number of species; distribution.
- Ahmad, 1958: 56 • *Hodotermopsis*; key.
- Tsai and Chen, 1964b: 56 • *Hodotermopsis*; characters.
- Morimoto, 1967a: 10 • *Hodotermopsis*; distribution.
- Sen-Sarma, 1968: 9 • *Hodotermopsis*; phylogeny.
- Sen-Sarma, 1974: 451 • *Hodotermopsis*; ecology and biogeography.
- Morimoto, 1975b: 12 • *Hodotermopsis*; key.
- Chhotani, 1985: 89 • *Hodotermopsis*; distribution and zoogeography.
- Wang et al., 1992: 95–109 • *Hodotermopsis*; allozymes; genetic differentiation; relationships; distribution.
- Huang and Li, 1999: 270 • *Hodotermopsis*; characters.
- Takematsu, 1999c: 40 • *Hodotermopsis*; key based on gut characters.
- Huang et al., 2000: 161 • *Hodotermopsis*; characters; distribution.
- Thorne et al., 2000: 80 • *Hodotermopsis*; number of fossil species; age; distribution.

▲ 1 living species, 1 fossil species.

🌐 DISTRIBUTION: Oriental Region; Palaearctic Region.

†*Hodotermopsis iwatensis* Fujiyama, 1983

†*Hodotermopsis iwatensis* Fujiyama, 1983: 88–90 (imago), fig. 5, pl. 1: fig. 5.

TYPE DATA: Holotype: IPM No. 20599 imago.

TYPE LOCALITY: Japan: Iwate Prefecture: Shizukuishi, Masuzawa.

- Nel and Paicheler, 1993: 134 • *Hodotermopsis iwatensis*; type data; paleontology; distribution.

🌐 DISTRIBUTION: Palaearctic Region—Japan: Honshu.

* FOSSIL RECORD: Cenozoic–Neogene: Miocene.

Hodotermopsis sjostedti Holmgren, 1911

Hodotermopsis sjostedti Holmgren, 1911a: 39 (soldier), pl. 1: fig. 5 [described as “*Sjostedti*”].

TYPE DATA: Syntype(s): ZIHS soldiers, nymphs, AMNH soldier, nymph.

TYPE LOCALITY: Vietnam: Tonkin: Montes Mauson.

- Holmgren, 1912d: 113 • *Hodotermopsis sjostedti*; measurements.
- Holmgren, 1913c: 34 • *Hodotermopsis Sjostedti*; imago, soldier, worker described; soldier figured; key; distribution. Vietnam.
- Emerson, 1933b: 179–181, figs. 21, 23–26 • *Hodotermopsis sjostedti*; soldier described and figured.

- Snyder, 1949a: 55 • *Hodotermopsis sjostedti* [sic]; catalog; reference list. Vietnam.
- Ahmad, 1958: 57 • *Hodotermopsis sjostedti*; key.
- Harris, 1961a: 48 • *Hodotermopsis sjostedti*; distribution. Vietnam: Tonkin.
- Harris, 1970b: 311 • *Hodotermopsis sjostedti*; distribution. Vietnam.
- Roonwal, 1970c: 330 • *Hodotermopsis sjostedti*; distribution.
- Morimoto, 1975c: 52 • *Zootermopsis sjostedti*; listed; remarks; new combination; distribution.
- Li (S.), 1982: 311–314, figs. 1–3 • *Hodotermopsis sjostedti*; measurements; castes; wings, mandibles figured.
- Fujiyama, 1983: 90, 92 • *Hodotermopsis sjoestedti* [sic]; discussion.
- Gao and Lam, 1986: 81 • *Hodotermopsis sjostedti*; checklist; distribution. China.
- Huang et al., 1989: 198–199, figs. 115, 116 • *Hodotermopsis sjostedti*; imago, soldier described and figured; synonymy. China.
- Ping et al., 1991a: 156 • *Hodotermopsis sjostedti*; synonymy; measurements; *japonicus* treated as a synonym of *sjostedti*.
- Gao et al., 1992a: 37 • *Hodotermopsis sjostedti*; checklist; distribution. China: Guangdong, Guangxi, Guizhou, Hunan, Sichuan, Yunnan.
- Tho, 1992: 204 • *Hodotermopsis sjostedtii* [sic]; listed.
- Jiang et al., 1993: 12 • *Hodotermopsis sjostedti*; checklist; distribution. China: Guangxi.
- Zhu et al., 1993: 45 • *Hodotermopsis sjostedti*; checklist; distribution. China.
- Chung and Chen, 1994: 198–199 • *Hodotermopsis sjostedti*; synonymy; distribution. Taiwan.
- Lin et al., 1994b: 1 • *Hodotermopsis sjostedti*; checklist; distribution. China: Guangxi.
- Huang and Li, 1999: 270, fig. 10.5 • *Hodotermopsis sjostedti*; soldier described and figured; distribution. China: Fujian.
- Takematsu, 1999c: 34, 35, fig. 2.1 • *Hodotermopsis sjoestedti* [sic]; gut described and figured.
- Hua, 2000: 24 • *Hodotermopsis sjostedti*; listed; distribution. China: Fujian, Guangdong, Guangxi, Guizhou, Hainan, Jiangxi, Sichuan, Yunnan, Zhejiang; Japan; Taiwan; Vietnam.
- Huang et al., 2000: 161–165, figs. 38–41 • *Hodotermopsis sjostedti*; imago, soldier described; soldier figured; synonymy. China.
- Miura, 2001: 216–223 • *Hodotermopsis sjostedti*; caste differentiation; morphogenesis; gene expression.
- Ahmad and Akhtar, 2002: 11 • *Hodotermopsis sjostedti*; catalog. China; Vietnam.
- Koshikawa et al., 2003: 180–184 • *Hodotermopsis sjoestedti* [sic]; soldier differentiation; morphological changes.
- Belyaeva, 2004b: 842–849 (English translation, 894–899), figs. 1–35 • *Hodotermopsis sjostedti*; soldier described and figured; *japonicus* synonymized as syn. n. [incorrect, as synonymized earlier by Huang, et al., 2000]; locality. Vietnam.
- Koshikawa et al., 2004: 583–588, fig. 1 • *Hodotermopsis sjostedti*; caste differentiation; soldier figured; morphometrics; soldier neotenic; reproductive soldier.
- Miura, 2004: 141–148 • *Hodotermopsis sjostedti*; caste differentiation; ecology; behavior; genomics.
- Miura et al., 2004: 247–252 • *Hodotermopsis sjostedti*; caste differentiation; wing formation; nymphs.
- Tokuda et al., 2004: 3219–3228 • *Hodotermopsis sjoestedti* [sic]; cellulose digestion; cellulase; endogluconase; feeding; phylogeny.
- Tokuda et al., 2005: 372–380 • *Hodotermopsis sjoestedti* [sic]; gut; cellulase; cellulose digestion; salivary glands.
- Cornette et al., 2006: 235–244 • *Hodotermopsis sjostedti*; castes; behavior; cytochrome P450.
- Ishikawa et al., 2007: 895–907 • *Hodotermopsis sjostedti*; caste differentiation; defensive behavior; mechanoreceptive sensilla.
- Yamada et al., 2007: 3768–3777 • *Hodotermopsis sjostedti*; *nifH*; nitrogen fixation; symbiosis. Japan.
- Cornette et al., 2008: 407–416 • *Hodotermopsis sjostedti*; caste differentiation; molt glands; JH analogue; corpora allata; juvenile hormone.

- Fujita et al., 2008: 73–82 • *Hodotermopsis sjöstedti*; caste differentiation; cellulose digestion; endo- β -1, 4 glucanase; β -glucosidase.
- Yuki et al., 2008: 401–406 • *Hodotermopsis sjöstedti*; quantitative RT-PCR; biodefense; symbiosis.
- Engel et al., 2009: 22, 23, 25, figs. 2, 3 • *Hodotermopsis sjöstedti*; character-state coding; phylogeny.
- Lacey et al., 2011: 1–7 • *Hodotermopsis sjöstedti*; classification; phylogeny; sex pheromones.

Hodotermopsis japonicus Holmgren, 1912d: 112–113 (soldier, worker).

TYPE DATA: Syntype(s): ZIHS soldiers, workers, AMNH soldier, nymphs, FRI nymph.

TYPE LOCALITY: Japan: Amami-Oshima.

- Hozawa, 1912: 495 • *Hodotermopsis japonicus*; listed.
- Holmgren, 1913c: 33, pl. 1: fig. 4 • *Hodotermopsis japonicus*; soldier, worker described; soldier figured; key; distribution. Taiwan.
- Oshima, 1913a: 272 • *Hodotermopsis japonicus*; distribution. Japan.
- Hozawa, 1915: 14–20, figs. 1, 2, pl. 1: figs. 1, 2 • *Hodotermopsis japonicus*; soldier, worker described and figured. Japan.
- Hozawa, 1932: 2010, fig. 3954 • *Hodotermopsis japonicus*; soldier described and figured.
- Emerson, 1933b: 179–181, figs. 21, 23–26 • *Hodotermopsis japonicus*; soldier described and figured. Japan.
- Snyder, 1949a: 55 • *Hodotermopsis japonicus*; catalog; reference list. Taiwan.
- Ahmad, 1950: 81, fig. 6 • *Hodotermopsis japonicus*; nymph mandibles figured.
- Esaki, 1956: 86–88, pl. 19: figs. 1–7 • *Hodotermopsis japonica* [sic]; synonymy; imago described and figured. Japan.
- Ahmad, 1958: 57 • *Hodotermopsis japonicus*; key.
- Harris, 1961a: 48 • *Hodotermopsis japonicus*; distribution. Japan: Ryukyu Islands.
- Mathur and Thapa, 1962a: 6 • *Hodotermopsis japonicus*; collection catalog. Japan.
- Matsuzawa, 1963: 101 • *Hodotermopsis japonicus*; biology; distribution. Japan.
- Ikehara, 1963: 10, 12, fig. 2 • *Hodotermopsis japonicus*; distribution. Japan: Ryukyu Islands.
- Tsai and Chen, 1964a: 27, 31, 32, 34 • *Hodotermopsis japonicus*; distribution.
- Tsai and Chen, 1964b: 56–57, fig. 16 • *Hodotermopsis japonicus*; soldier described and figured. China.
- Ikehara, 1966: 60–61, 66, 81–170 • *Hodotermopsis japonicus*; synonymy; biogeography; dispersal; biology; distribution. Japan: Ryukyu Islands.
- Morimoto, 1967a: 10, fig. 9 • *Hodotermopsis japonicus*; distribution map. Japan.
- Harris, 1970b: 311 • *Hodotermopsis japonicus*; distribution. China; Japan.
- Roonwal, 1970c: 330 • *Hodotermopsis japonicus*; distribution.
- Ishihara, 1975a: 3, 4 • *Hodotermopsis japonicus*; characters; references; distribution. Japan.
- Morimoto, 1975c: 52 • *Zootermopsis japonicus*; listed; remarks; distribution; new combination.
- Fujiyama, 1983: 90, 92, fig. 6 • *Hodotermopsis japonicus*; discussion; imago wing figured.
- Gao and Lam, 1986: 81 • *Hodotermopsis japonicus*; checklist; distribution. China.
- Matsumoto and Hirono, 1986: 211–216 • *Hodotermopsis japonicus*; biology; caste composition; distribution.
- Gao et al., 1992a: 37 • *Hodotermopsis japonicus*; checklist; distribution. China: Zhejiang.
- Peng and Yin, 1992: 26–27, fig. 77 • *Hodotermopsis japonicus*; imago, soldier described and figured. China: Yunnan.
- Tho, 1992: 204 • *Hodotermopsis japonicus*; listed.
- Wang et al., 1992: 95–109 • *Hodotermopsis japonica* [sic]; allozymes; caste composition; genetic differentiation; relationships; distribution.
- Takematsu, 1994b: 43, 45 • *Hodotermopsis japonica* [sic]; distribution. Japan.
- Cai and Lin, 1995: 56 • *Hodotermopsis japonicus*; checklist; distribution. China.
- Noirot, 1995b: 197–226 • *Hodotermopsis japonicus*; gut morphology.

- Huang et al., 1996: 4 • *Hodotermopsis japonicus*; synonymized with *sjostedti*.
- Kitade et al., 1997: 161–167 • *Hodotermopsis japonica* [sic]; protozoa transmission.
- Maekawa et al., 1998: 561–571 • *Hodotermopsis japonica* [sic]; mDNA sequences; genetic variation; biogeography.
- Miura et al., 1999: 13874–13879 • *Hodotermopsis japonica* [sic]; soldier; mandibular glands; mRNA sequences.
- Hua, 2000: 24 • *Hodotermopsis japonica* [sic]; cited as a synonym.
- Huang et al., 2000: 161 • *Hodotermopsis japonicus*; cited as synonym.
- Miura et al., 2000a: 83–92 • *Hodotermopsis japonica* [sic]; measurements; caste development.
- Koshikawa et al., 2001: 495–500 • *Hodotermopsis japonica* [sic]; post-embryonic development.
- Machida et al., 2001b: 52–56 • *Hodotermopsis japonica* [sic]; trophallaxis; nitrogen availability.
- Machida et al., 2001a: 501–512 • *Hodotermopsis japonica* [sic]; polyethism; colony foundation.
- Hojo et al., 2002: 571–576 • *Hodotermopsis japonica* [sic]; *Termitaria* spp.; parasitic fungi; molecular phylogeny of fungi.
- Koshikawa et al., 2002: 245–250 • *Hodotermopsis japonica* [sic]; caste differentiation; morphometrics.
- Hua, 2000: 24 • *Hodotermopsis japonica* [sic]; cited as a synonym of *Hodotermopsis sjostedti*.
- Ahmad and Akhtar, 2002: 11 • *Hodotermopsis japonicus*; catalog. Japan; Taiwan [cited as valid].
- Belyaeva, 2004b: 842–849, English translation • *Hodotermopsis japonicus*; synonymized with *Hodotermopsis sjostedti*; as syn. n. [incorrect, as synonymized earlier by Huang, et al., 1996].
- Ohkuma et al., 2004: 701–710 • *Hodotermopsis japonicus*; phylogeny; COII sequences.
- Luchetti et al., 2005b: 52–56 • *Hodotermopsis japonica* [sic]; trophallaxis; nitrogen availability.

Hodotermopsis lianshanensis Li and Ping in Xu, Gong, and Ping, 1986: 14, 31
[nomen nudum].

- Huang et al., 1996: 4 • *Hodotermopsis lianshanensis*; synonymized with *sjostedti*.

Hodotermopsis orientalis Li and Ping, 1988: 301–303, 304 (imago, soldier), figs. 1–4.

TYPE DATA: Holotype: ZAHC soldier. Paratype(s): ZAHC imagoes, soldiers, pseudoworkers.
TYPE LOCALITY: China: Zhejiang Province: Longquan County [28°N, 119°E].

- Li, 1979: 63 • *Hodotermopsis japonicus*; listed. China [misidentification of *H. orientalis*; see Li and Ping 1988].
- Wang et al., 1992: 106 • *Hodotermopsis orientalis*; allozymes; genetic relationships.
- Zhang et al., 1994b: 85 • *Hodotermopsis orientalis*, wing microsculpturing.
- Zhang et al., 1994e: 300–302 • *Hodotermopsis orientalis*; gut morphology.
- Huang et al., 1996: 4 • *Hodotermopsis orientalis*; synonymized with *sjostedti*.
- Hua, 2000: 23 • *Hodotermopsis orientalis*; listed as valid. China: Guangdong, Zhejiang.
- Ahmad and Akhtar, 2002: 11 • *Hodotermopsis orientalis*; catalog. China [cited as valid].

Hodotermopsis yui Li and Ping, 1988: 303–304, 305 (imago, soldier), figs. 5–8.

TYPE DATA: Holotype: GIEC soldier. Paratype(s): GIEC imagoes, soldiers, pseudoworkers.
TYPE LOCALITY: China: Guangdong Province: Lianshan County [24°8'N, 112°2'E].

- Wang et al., 1992: 106 • *Hodotermopsis yui*; allozymes; genetic relationships.
- Zhang et al., 1994b: 85 • *Hodotermopsis yui*; wing microsculpturing.
- Zhang et al., 1994e: 300–302 • *Hodotermopsis orientalis*; gut morphology.
- Huang et al., 1996: 4 • *Hodotermopsis yui*; synonymized with *sjostedti*.
- Hua, 2000: 24 • *Hodotermopsis yui*; listed as valid. China: Guangdong, Hunan.
- Ahmad and Akhtar, 2002: 11 • *Hodotermopsis yui*, catalog. China [cited as valid].

Hodotermopsis dimorphus Zhu and Huang in Zhu, Wang, and Huang, 1991c: 199–201, 203 (soldier), fig. 1.

TYPE DATA: Holotype: KIZK 88 VIII 13079 soldier. Paratype(s): KIZK soldiers, workers.

TYPE LOCALITY: China: Guizhou: Leishan County: Leigong Mountain [26°20'N, 108°10'E].

— Huang et al., 1996: 4 • *Hodotermopsis dimorphus*; synonymized with *sjostedti*.

Hodotermopsis fanjingshanensis Zhu and Wang in Zhu, Wang, and Huang, 1991c: 201–202, 203 (soldier), fig. 2.

TYPE DATA: Holotype: KIZK 88 VIII 5066 soldier.

TYPE LOCALITY: China: Guizhou: Jiankou County: Fanjingshan Mountain [27°55'N, 108°46'E].

— Huang et al., 1996: 4 • *Hodotermopsis fanjingshanensis*; synonymized with *sjostedti*.

🌐 DISTRIBUTION: Oriental Region—China: Fujian, Guangdong, Guangxi, Guizhou, Hainan, Hunan, Jiangxi, Sichuan, Yunnan, Zhejiang; Taiwan; Vietnam. ♦ Palaeartic Region—Japan.

†*Parotermes* Scudder, 1883

†*Parotermes* Scudder, 1883: 135.

TYPE SPECIES: *Parotermes insignis* Scudder, 1883 by subsequent designation; see Cockerell, 1909: 78.

- Scudder, 1890: 106–108 • *Parotermes*; characters.
- Froggatt, 1897a: 517, 535 • *Parotermes*; characters.
- Cockerell, 1909: 78 • *Parotermes*; type species designated as *Parotermes insignis*.
- Snyder, 1925d: 159 • *Parotermes*; discussion; distribution; comparisons.
- Emerson, 1933b: 168, 171–172 • *Parotermes*; synonymy; characters; key.
- Emerson, 1942: 11 • *Parotermes*; listed.
- Snyder, 1949a: 362 • *Parotermes*; catalog; reference list.
- Emerson, 1955: 507 • *Parotermes*; number of species; distribution.
- Weidner, 1955f: 51, 69 • *Parotermes*; key; number of species; distribution.
- Araujo, 1977c: 72 • *Parotermes*; catalog.
- Carpenter, 1992: 140 • *Parotermes*; characters; species included; fossil distribution.
- Fontes and Monteiro, 1998: 39 • *Parotermes*; etymology and pronunciation.
- Fontes and Vulcano, 1998: 281 • *Parotermes*; fossil catalog. New World.
- Thorne et al., 2000: 80 • *Parotermes*; number of fossil species; age; distribution.
- Fontes and Vulcano, 2004: 352 • *Parotermes*; fossil catalog. New World.

▲ 1 fossil species.

🌐 DISTRIBUTION: Nearctic Region.

* FOSSIL RECORD: Cenozoic–Palaeogene: Oligocene.

†*Parotermes insignis* Scudder, 1883

†*Parotermes insignis* Scudder, 1883: 137–139 (imago).

TYPE DATA: Syntype(s): MCZ Nos. 400, 7752, 9041, 14400 imagoes.

TYPE LOCALITY: USA: Colorado: Florissant.

- Scudder, 1885: 773 • *Parotermes insignis*; imago described and figured.
- Scudder, 1887: 773 • *Parotermes insignis*; imago described and figured.

- Scudder, 1890: 105, 108–110, 624, pl. 12: figs. 13–14 • *Parotermes insignis*; imago described and figured; distribution; paleontology; key.
- Handlirsch, 1907: 698 • *Parotermes insignis*; listed; synonymy.
- Cockerell, 1909: 78 • *Parotermes insignis*; type species selected; listed.
- Rosen, 1913a: 327 • *Parotermes insignis*; listed.
- Snyder, 1925d: 157, 159, chart 1 • *Parotermes insignis*; also as *Termopsis (Parotermes) insignis*; discussion; new combination.
- Pongrácz, 1926: pl. 5 • *Hodotermes insignis*; phylogeny, new combination.
- Emerson, 1933b: 171–172, figs. 5–7 • *Parotermes insignis*; imago described; mandible, pronotum, foreleg figured. Florissant beds.
- Armbruster, 1941: 41 • *Parotermes insignis*; discussion.
- Snyder, 1949a: 362 • *Parotermes insignis*; catalog; reference list. USA: Miocene.
- Snyder, 1950b: 191 • *Parotermes insignis*; listed.
- Araujo, 1977c: 72 • *Parotermes insignis*; catalog. USA: Colorado: Florissant: Miocene.
- Burnham, 1978: 89 • *Parotermes insignis*; listed.
- Nel and Paicheler, 1993: 133 • *Parotermes insignis*; type data; paleontology; distribution.
- Fontes and Vulcano, 1998: 282 • *Parotermes insignis*; fossil catalog. New World.
- Fontes and Vulcano, 2004: 352 • *Parotermes insignis*; fossil catalog. New World.

🌐 DISTRIBUTION: Nearctic Region—USA: Colorado.

* FOSSIL RECORD: Cenozoic–Neogene: Miocene.

Zootermopsis Emerson, 1933

Zootermopsis Emerson, 1933b: 182.

TYPE SPECIES: *Termopsis angusticollis* Hagen, 1858 by original designation.

- Hagen, 1858c: 32, 74–75 • *Termopsis* [part]; characters; species included.
- Hagen, 1858b: 12 • *Termopsis* [part]; characters; species included.
- Haviland, 1898: 371, 372–373 • *Termopsis* [part]; characters; key; distribution; species included.
- Desneux, 1904b: 12, 13 • *Termopsis* [part]; reference list; characters; *Termopsis (Termopsis)*; characters; species included; distribution.
- Holmgren, 1911a: 37 • *Termopsis*; characters listed; key; species included.
- Light, 1933: 82 • *Termopsis* [part]; key.
- Hare, 1937: 474, pl. 1 • *Zootermopsis*; phylogeny.
- Emerson, 1942: 11 • *Zootermopsis*; listed.
- Light, 1944a: 405–412 • *Zootermopsis*; parthenogenesis.
- Light, 1944b: 413–454 • *Zootermopsis*; ectohormonal control of caste development.
- Light and Illg, 1945: 1–40 • *Zootermopsis*; neotenic reproductive development.
- Snyder, 1949a: 56, 362 • *Zootermopsis*; catalog; reference list.
- Hungate, 1950: 53–56 • *Zootermopsis*; protozoa; cellulose digestion; mutualism.
- Light and Weesner, 1951: 397–414 • *Zootermopsis*; supplementary reproductive development.
- Emerson, 1955: 507, 509 • *Zootermopsis*; number of species; distribution.
- Weidner, 1955f: 51, 69 • *Zootermopsis*; key; number of species; distribution.
- Weesner, 1965: 53 • *Zootermopsis*; distribution; biology.
- Krishna, 1966: 1092, 1095 • *Zootermopsis*; key.
- Morimoto, 1967a: 10 • *Zootermopsis*; distribution.
- Sen-Sarma, 1968: 9 • *Zootermopsis*; phylogeny.
- Noirot and Noirot-Timotheé, 1969: 49–88 • *Zootermopsis*; gut morphology.
- Sen-Sarma, 1974: 451 • *Zootermopsis*; ecology and biogeography.
- Morimoto, 1975b: 12 • *Zootermopsis*; key.
- Noirot and Noirot-Timotheé, 1977: 695, 696, 700 • *Zootermopsis*; rectum; histology.

- Araujo, 1977c: 68 • *Zootermopsis*; catalog.
- Roonwal et al., 1979a: 126 • *Zootermopsis*; wing microsculpturing.
- Stuart, 1979: 223–237 • *Zootermopsis*; caste determination.
- Quennedey, 1982: 463–467 • *Zootermopsis*; frontal, sternal gland; histology.
- Fontes, 1983: 143 • *Zootermopsis*; additions and corrections to Araujo's catalog, 1977c.
- Prestwich, 1983b: 300 • *Zootermopsis*; trail; pheromones.
- Roonwal, 1983b: 362 • *Zootermopsis*; wing microsculpturing.
- Chhotani, 1985: 89 • *Zootermopsis*; distribution and zoogeography.
- Prestwich, 1985b: 445, 446, 448 • *Zootermopsis*; sex attractants; trail pheromones; caste regulation.
- Vickery, 1985: 77 • *Zootermopsis*; characters; key to species.
- Noirot, 1985b: 48 • *Zootermopsis*; caste development.
- Haverty et al., 1988: 1035–1058 • *Zootermopsis*; behavior; cuticular hydrocarbons.
- Thorne, 1990b: 37–41 • *Zootermopsis*; roach-termite symbiont transfer.
- Thorne, 1991: 191–195 • *Zootermopsis*; roach-termite symbiont transfer.
- Carpenter, 1992: 141 • *Zootermopsis*; fossil distribution.
- Thorne et al., 1993: 532–544 • *Zootermopsis*; cuticular hydrocarbons; biogeography; distribution.
- Noirot, 1995b: 204 • *Zootermopsis*; gut morphology.
- Constantino, 1998b: 209, 210 • *Zootermopsis*; catalog.
- Fontes, 1998: 371 • *Zootermopsis*; catalog.
- Fontes and Monteiro, 1998: [39 • *Zootermopsis*; etymology and pronunciation.
- Thorne et al., 2000: 80 • *Zootermopsis*; number of fossil species; age; distribution.
- Costa-Leonardo et al., 2009: 1–6 • *Zootermopsis*; semiochemicals; trail, alarm and sex pheromones.
- Lacey et al., 2011: 1–7 • *Zootermopsis*; classification; phylogeny; sex pheromones.

▲ 3 living species, 1 fossil species.

🌐🌐 DISTRIBUTION: Nearctic Region. ♦ Papuan Region: introduced.

Zootermopsis angusticollis (Hagen, 1858)

Termopsis angusticollis Hagen, 1858c: 75–77, 242 (imago), pl. 2: fig. 1, pl. 3: figs. 6, 41.

TYPE DATA: Syntype(s): ZIL imagoes (USA: California), MCZ No. 196 imagoes (USA: California), NHMW imagoes (USA: Louisiana), BMNH imagoes (USA: California).

TYPE LOCALITIES: USA: California, Louisiana.

- Walker, 1853: 506 • *Termes castaneus* [misidentification]; imago described; distribution. USA: California.
- Hagen, 1855: 290 • *Termes castaneus* [misidentification]; discussion.
- Hagen, 1858b: 12 • *Termopsis angusticollis*; imago described, measured; synonymy; distribution. USA: California, Louisiana.
- Hagen, 1860b: 101 • *Termopsis angusticollis*; listed.
- Hagen, 1861b: 3 • *Termopsis angusticollis*; imago described; synonymy; distribution. USA.
- Hagen, 1874: 571–573, 602 • *Termopsis angusticollis*; imago described.
- Hagen, 1877: 72 • *Termopsis angusticollis*; listed.
- Sacken, 1877: 72–73 • *Termopsis angusticollis*; discussion; biology.
- Girard, 1879: 270 • *Termopsis angusticollis*; discussion.
- Townsend, 1893: 139–141 • *Termopsis angusticollis*; characters; biology. USA: California, Washington.
- Desneux, 1904b: 14, fig. 4, pl. 1: fig. 2 • *Termopsis angusticollis*; reference list; synonymy; imago figured. USA.
- Handlirsch, 1906: pl. 2: fig. 20 • *Termopsis angusticollis*; imago wing figured.

- Heath, 1907: 161–164 • *Termopsis angusticollis*; imago, soldier longevity.
- Holmgren, 1911a: 37, fig. 4, pl. 1: fig. 7, pl. 2: fig. 4, pl. 3: fig. 2 • *Termopsis angusticollis*; forewing [partial] figured.
- Desneux, 1915: 5 • *Termopsis angusticollis*; locality. USA: California.
- Thompson, 1919: 379–398 • *Termopsis angusticollis*; caste development.
- Banks and Snyder, 1920: 11, 122–128, figs. 1, 2, 65, 66, pl. 9 • *Termopsis angusticollis*; imago, soldier described; imago figured; key; distribution [Banks]; biology [Snyder]. USA: California, Oregon, Washington; Canada: British Columbia, Vancouver Island.
- Thompson, 1922: 495–535 • *Termopsis angusticollis*; caste development.
- Walker, 1922: 49–50, 62, 63 • *Termopsis angusticollis*; terminal abdominal segments; phylogeny.
- Snyder, 1924j: pl. 2 • *Termopsis angusticollis*; primary queen figured.
- Snyder, 1925d: 152, 157 • *Termopsis angusticollis*; discussion.
- Bathellier, 1927: 254 • *Termopsis angusticollis*; caste development.
- Heath, 1927: 385–425 • *Termopsis angusticollis*; caste development.
- Heath and Wilber, 1927: 145–155 • *Zootermopsis angusticollis*; soldier development.
- Light and Sanford, 1928: 269–274 • *Termopsis angusticollis*; experimental transfaunation of protozoa to *Kaloterme hubbardi*.
- Light, 1929b: 68 • *Termopsis angusticollis*; listed.
- Light, 1929a: 14, fig. 10 • *Termopsis angusticollis*; imago, soldier, nymph figured.
- Light, 1930d: pl. 8: fig. 6 • *Termopsis angusticollis*; fossil fecal pellets. USA: Florida: Seminole Pleistocene.
- Kirby, 1932: 353, 443, 444, 445 • *Termopsis angusticollis*; protozoa.
- Roessler, 1932: 357–368 • *Termopsis angusticollis*; nitrogen requirements.
- Emerson, 1933b: 182–187, figs. 27–38 • *Zootermopsis angusticollis*; imago, soldier described and figured; new combination. USA: California.
- Sumner, 1933: 201, 214, 215, figs. A–V, pls. 12, 13 • *Zootermopsis angusticollis*; key; imago, soldier described and figured; external morphology; comparisons.
- Hendee, 1933: 111–134 • *Zootermopsis angusticollis*; fungi.
- Castle, 1934: 273, 275–290, 292–310, figs. 88–92 • *Zootermopsis angusticollis*; castes descriptions; imago, soldier, nymphs, nest figured; biology; colony development and differentiation; swarming; distribution.
- Hendee, 1934: 105–114 • *Zootermopsis angusticollis*; fungi.
- Light, 1934d: 130 • *Zootermopsis angusticollis*; distribution. USA: California, Idaho, Oregon, Washington; Canada: British Columbia; Mexico: Baja California.
- Light, 1935: 236 • *Zootermopsis angusticollis*; soldier characters; locality. Mexico: Guadalupe Island.
- Browman, 1935: 120, figs. 5, 6 • *Zootermopsis angusticollis*; female genitalia described and figured.
- Hendee, 1935: 499–525 • *Zootermopsis angusticollis*; fungi.
- Esaki, 1937: 344–346 • *Zootermopsis angusticollis*; introduced into Japan.
- Hare, 1937: 463 • *Zootermopsis angusticollis*; listed.
- Martynov, 1937: 116 • *Termopsis angusticollis*; discussion.
- Spencer, 1937: 42 • *Zootermopsis angusticollis*; distribution. Canada: British Columbia.
- Hungate, 1938: 1–25 • *Zootermopsis angusticollis*; cellulose digestion.
- Hungate, 1939: 230–245 • *Zootermopsis angusticollis*; cellulose digestion.
- Zalessky, 1939: 55, 82, fig. 31.III • *Archotermopsis angusticollis*; discussion; imago wing figured.
- Hungate, 1941: 467–489 • *Zootermopsis angusticollis*; nitrogen metabolism.
- Hungate, 1943: 730–739 • *Zootermopsis angusticollis*; cellulose digestion.
- Spencer, 1945: 21 • *Zootermopsis angusticollis*; remarks; distribution. Canada: British Columbia.
- Judd, 1948: 123, fig. 84 • *Termopsis angusticollis*; proventriculus described and figured.
- Snyder, 1949a: 56 • *Zootermopsis angusticollis*; catalog; reference list. Canada: British Columbia to USA: lower California to Mexico.
- Grassé, 1949: figs. 96, 100D, 120, 181 • *Zootermopsis angusticollis*; imago head, pronotum, thorax, wing venation, tip of abdominal segments figured.

- Ahmad, 1950: 81, fig. 6 • *Zootermopsis angusticollis*; imago mandibles figured.
- Jucci and Springhetti, 1952: 130–131 • *Termopsis angusticollis*; seminal vesicles.
- Springhetti, 1953: 48–52 • *Zootermopsis angusticollis*; seminal vesicles.
- Spencer, 1958: 8–13 • *Zootermopsis angusticollis*; damage; distribution. Canada: British Columbia.
- Bernardini-Mosconi, 1959: 307–311 • *Zootermopsis angusticollis*; prothoracic gland similar to Blattoidea.
- Harris, 1961a: 17, 28, 48, 58, 62, 155, 161, 167, figs. 15, 21, 22, pls. 5, 6 • *Zootermopsis angusticollis*; imago/worker mandibles, soldier figured; protozoa; caste determination; damage; distribution.
- Howse, 1962: 256–268 • *Zootermopsis angusticollis*; behavior; sound production.
- Mathur and Thapa, 1962a: 6 • *Zootermopsis angusticollis*; collection catalog. USA.
- Springhetti and Oddone, 1962b: 316–318, figs. 8–12 • *Zootermopsis angusticollis*; male reproductive organs.
- Abushama, 1964: 148–150 • *Zootermopsis angusticollis*; antennal sense organs.
- Bernardini-Mosconi, 1964: 72–78 • *Zootermopsis angusticollis*; prothoracic and ventral glands.
- Howse, 1964a: 284–300 • *Zootermopsis angusticollis*; sound production.
- Howse, 1964b: 409–424 • *Zootermopsis angusticollis*; subgenual organ morphology and function; physiology.
- Springhetti, 1964b: 213, 215, 217, 218 • *Zootermopsis angusticollis*; seminal vesicles.
- Abushama, 1965: 145–146 • *Zootermopsis angusticollis*; antennal sense organs.
- Howse, 1965b: 137–146 • *Zootermopsis angusticollis*; sense organs; subgenual organ described.
- Howse, 1965a: 335–345 • *Zootermopsis angusticollis*; behavior; sound production.
- Weesner, 1965: 20, 53, 54 • *Zootermopsis angusticollis*; key; characters; biology; distribution.
- Abushama, 1966: 343–348 • *Zootermopsis angusticollis*; antennal sense organs.
- Howse, 1966: 967–968 • *Zootermopsis angusticollis*; behavior.
- Shiroma, 1966: 135 • *Zootermopsis angusticollis*; listed. USA: Hawaii: introduced and established.
- Stuart, 1967: 1123–1125 • *Zootermopsis angusticollis*; alarm; defense; behavior.
- Abushama, 1967b: 77–82 • *Zootermopsis angusticollis*; olfaction; feeding behavior.
- Abushama, 1967a: 291–298 • *Zootermopsis angusticollis*; olfaction.
- Gay, 1967: 11, 12, 25, 61, fig. 11 • *Zootermopsis angusticollis*; imago, soldier described and figured; distribution; intercepted in Japan. Australia; England; Germany; USA: Indiana, Kansas, Michigan, Missouri, Ohio, Pennsylvania, Texas.
- Gisler, 1967: 120 • *Zootermopsis angusticollis*; protozoa.
- Smythe et al., 1967b: 8–9 • *Zootermopsis angusticollis*; chemical attractants; fungi.
- Emerson, 1968b: 10 • *Zootermopsis angusticollis*; listed.
- Abushama, 1968c: 307–315 • *Zootermopsis angusticollis*; odor; orientation.
- Abushama, 1968a: 156–158 • *Zootermopsis angusticollis*; sealing behavior.
- Miller, 1969: 285–289 • *Zootermopsis angusticollis*; caste differentiation.
- Weesner, 1970: 480–484 • *Zootermopsis angusticollis*; biology; distribution.
- Gillott and Yin, 1972: 1537–1545 • *Zootermopsis angusticollis*; exocrine glands; morphology; histology.
- Benemann, 1973: 164–165 • *Zootermopsis angusticollis*; nitrogen fixation.
- Lüscher, 1973: 253–256 • *Zootermopsis angusticollis*; caste development.
- Nishimoto, 1973: 16 • *Zootermopsis angusticollis*; distribution and introductions.
- Lüscher, 1974: 710–714 • *Zootermopsis angusticollis*; soldier differentiation; corpora allata.
- Morimoto, 1975b: 12, fig. 16 • *Zootermopsis angusticollis*; imago, soldier figured.
- Roonwal, 1975a: 45 • *Zootermopsis angusticollis*; egg size ratio.
- Sen-Sarma et al., 1975: 71 • *Zootermopsis angusticollis*; listed. Europe.
- Yin and Gillott, 1975a: 1690–1700 • *Zootermopsis angusticollis*; caste differentiation; endocrines.
- Yin and Gillott, 1975b: 1701–1708 • *Zootermopsis angusticollis*; caste differentiation; endocrines.
- White, 1976: 32–33, 66 • *Zootermopsis angusticollis*; chromosome number.

- Araujo, 1977c: 68 • *Zootermopsis angusticollis*; catalog; synonymy. Canada; Mexico; USA: California, Oregon, Washington.
- Kevan, 1978: 315, 316 • *Zootermopsis angusticollis*; distribution. Canada: British Columbia.
- Vincke and Tilquin, 1978a: 152, table 1 • *Zootermopsis angusticollis*; chromosome number.
- Yamin, 1979: 27 • *Zootermopsis angusticollis*; protozoa.
- Blomquist et al., 1979b: 371–374 • *Zootermopsis angusticollis*; cuticular hydrocarbons.
- Blomquist et al., 1979a: 365–370 • *Zootermopsis angusticollis*; cuticular hydrocarbons.
- Greenberg and Stuart, 1979: 99–108 • *Zootermopsis angusticollis*; vitellogenesis.
- Roonwal et al., 1979a: 119, figs. 1G–J • *Zootermopsis angusticollis*; wing microsculpturing.
- Morimoto and Matsuzaki, 1981: 33–37 • *Zootermopsis angusticollis*; colony, soldier figured; intercepted in Japan.
- Wyss-Huber, 1981: 71–86 • *Zootermopsis angusticollis*; castes; hemolymph.
- Fujiyama, 1983: 91 • *Zootermopsis angusticollis*; discussion.
- Bain and Jenkin, 1983: 368 • *Zootermopsis angusticollis*; listed. New Zealand: interception.
- Odelson and Breznak, 1983: 1602–1613 • *Zootermopsis angusticollis*; gut microbiota; fermentation; acetogenesis.
- Zimmerman and Greenberg, 1983: 354 • *Zootermopsis angusticollis*; methane.
- Prestwich, 1984a: table 1 • *Zootermopsis angusticollis*; checklist; ecology; defense mode; chemicals; distribution.
- Roonwal, 1984: 12, 25, fig. 3c • *Zootermopsis angusticollis*; caudal abdominal sternites described and figured; genitalia, reproductive organs figured.
- Greenberg and Tobe, 1985: 347–352 • *Zootermopsis angusticollis*; radiochemical assay; juvenile hormone; caste differentiation.
- Lebrun and Lequet, 1985: 126–139, pl. 1: figs. 4–7 • *Zootermopsis angusticollis*; gizzard; morphology.
- Vickery, 1985: 78–80, figs. 56–59 • *Zootermopsis angusticollis*; key; characters; imago, soldier figured; biology; distribution. British Columbia to Baja California.
- Breznak and Switzer, 1986: 623–630 • *Zootermopsis angusticollis*; gut microbiota; fermentation; acetogenesis.
- Greenberg and Plavcan, 1986: 283–292 • *Zootermopsis angusticollis*; exocrine glands; morphology; pheromones; hydrocarbons; biochemistry.
- Myles, 1986b: 298 • *Zootermopsis angusticollis*; reproductive soldiers.
- Mishra and Sen-Sarma, 1987b: 311–319 • *Zootermopsis angusticollis*; gut pH.
- Jones et al., 1988: 100–101 • *Zootermopsis angusticollis*; biology; dispersal flight; sex ratios.
- Stuart, 1988: 49–60 • *Zootermopsis angusticollis*; communication.
- Haverty and Thorne, 1989: 523–543 • *Zootermopsis angusticollis*; behavior; chemotaxonomy; cuticular hydrocarbons.
- Mannesmann and Piechowski, 1989: 161–177 • *Zootermopsis angusticollis*; bacterial hind gut flora.
- Roonwal and Chhotani, 1989: 21, 40 • *Zootermopsis angusticollis*; thorax, wings and abdomen discussed.
- Thorne and Haverty, 1989: 262–266, fig. 1b • *Zootermopsis angusticollis*; characters; imago mandibles figured; cuticular hydrocarbons; distribution. USA: California, Oregon.
- Stuart, 1990: 35–36 • *Zootermopsis angusticollis*; secretions; communication.
- Broughton and Kistner, 1991: 15–40 • *Zootermopsis angusticollis*; DNA hybridization.
- Korman et al., 1991: 1–9 • *Zootermopsis angusticollis*; allozymes; cuticular hydrocarbons; chemosystematics.
- Rosengaus and Traniello, 1991: 633–647 • *Zootermopsis angusticollis*; parental care; polyethism; behavior.
- Brauman et al., 1992: 1384–1387 • *Zootermopsis angusticollis*; gut bacteria; methane and hydrogen emissions.
- Rosengaus and Traniello, 1993: 237–252 • *Zootermopsis angusticollis*; polyethism; behavior; caste evolution.

- Thorne et al., 1993: 532–544 • *Zootermopsis angusticollis*; cuticular hydrocarbons; biogeography; distribution. USA: California, Oregon, Washington.
- Nishida, 1994: 176 • *Zootermopsis angusticollis*; distribution. USA: Hawaii.
- Hahn, 1994: 269–276 • *Zootermopsis angusticollis*; colony composition.
- Hahn and Myles, 1994: 313–322 • *Zootermopsis angusticollis*; setal pattern; replacement reproductives.
- Broughton, 1995: 120–128 • *Zootermopsis angusticollis*; mtDNA analysis.
- Kambhampati et al., 1996: 38–40, figs. 1, 2 • *Zootermopsis angusticollis*; phylogeny based on DNA of m16S rRNA sequence data.
- Wheeler et al., 1996: 799–806 • *Zootermopsis angusticollis*; methane production.
- Sugimoto et al., 1997: 218 • *Zootermopsis angusticollis*; diet; methane emissions.
- Constantino, 1998b: 210 • *Zootermopsis angusticollis*; catalog; synonymy. USA: California; southwestern Canada to northwestern Mexico.
- Fontes, 1998: 371 • *Zootermopsis angusticollis*; catalog.
- Keller, 1998: 241 • *Zootermopsis angusticollis*; queen life span.
- Rosengaus et al., 1998: 125–134 • *Zootermopsis angusticollis*; disease; behavior; *Metarhizium anisopliae*.
- Deligne, 1999: 206, figs. 2, 21 • *Zootermopsis angusticollis*; worker mandibles; functional morphology.
- Rosengaus et al., 1999: 544–548 • *Zootermopsis angusticollis*; pathogenic fungus; alarm behavior.
- Haverty et al., 2000a: 1167–1191 • *Zootermopsis angusticollis*; chemotaxonomy; cuticular hydrocarbons. USA: Hawaiian Islands: introduced and established.
- Maekawa and Matsumoto, 2000: 511–519 • *Zootermopsis angusticollis*; COII sequences; termite-roach phylogeny.
- Brent and Traniello, 2001c: 384–391 • *Zootermopsis angusticollis*; male reproductive development; sperm production; testes.
- Brent and Traniello, 2001b: 239–247 • *Zootermopsis angusticollis*; fecundity; ovary; oocytes; reproduction.
- Brent and Traniello, 2001a: 78–85 • *Zootermopsis angusticollis*; fecundity; ovary; oocytes; reproduction.
- Méndez-Montiel and Equihua-Martínez, 2001: 173–187 • *Zootermopsis angusticollis*; checklist; diversity; distribution. Mexico.
- Rosengaus and Traniello, 2001: 546–556 • *Zootermopsis angusticollis*; disease; polymorphism; polyethism; behavior.
- Brent and Traniello, 2002: 313–318 • *Zootermopsis angusticollis*; nitrogen limitation; reproduction; ovaries; fecundity.
- Aldrich and Kambhampati, 2004: 719–721 • *Zootermopsis angusticollis*; microsatellites; DNA sequences; breeding structure.
- Brown (K.S.) et al., 2004: 1–9 • *Zootermopsis angusticollis*; distribution. USA: Oklahoma: introduced.
- Ohkuma et al., 2004: 701–710 • *Zootermopsis angusticollis*; phylogeny; COII sequences.
- Rosengaus et al., 2004: 259–264 • *Zootermopsis angusticollis*; sternal gland; pheromones; biochemistry; microbe defense.
- Brent et al., 2005: 1200–1209 • *Zootermopsis angusticollis*; queen; reproduction; juvenile hormone.
- Calleri II et al., 2005: 300–304 • *Zootermopsis angusticollis*; colony foundation; survival.
- Pie et al., 2005: 41–50 • *Zootermopsis angusticollis*; pathogenic fungi; resistance; ecological immunology.
- Calleri II et al., 2006: 204–211 • *Zootermopsis angusticollis*; colony foundation; infection; survival.
- Aldrich et al., 2007: 1–7 • *Zootermopsis angusticollis*; species identification; near-infrared spectra.
- Engel et al., 2009: 22, 24, 25, figs. 2, 3 • *Zootermopsis angusticollis*; character-state coding; phylogeny.

Termes californiae Walker, 1853: 506 (imago) [**nomen nudum**; name introduced in synonymy with *Termes castaneus* and therefore unavailable, despite the misidentification of Walker's 1853 specimens as *castaneus* Burmeister (1839)].

— Hagen, 1855: 290 • *Termes Californiae*; nomen nudum; discussion.

🌐 DISTRIBUTION: Nearctic Region—Southwestern Canada to Northwestern Mexico. ♦ Papuan Region—Hawaii: introduced and established.

†*Zootermopsis coloradensis* (Scudder, 1883)

†*Hodotermes coloradensis* Scudder, 1883: 142–143 (imago) [originally described as “*Hodotermes? coloradensis*”].

TYPE DATA: Holotype: MCZ No. 281 imago.

TYPE LOCALITY: USA: Colorado: Florissant.

- Scudder, 1890: 105, 113–114, 624, pl. 12: fig. 6 • *Hodotermes? coloradensis*; imago described and figured; distribution; paleontology; key.
- Handlirsch, 1907: 698 • “*Hodotermes? coloradensis*”; listed; synonymy.
- Rosen, 1913a: 325 • *Hodotermes coloradensis*; listed.
- Cockerell, 1913: 7 • *Hodotermes? coloradensis*; discussion.
- Snyder, 1925d: 155, 159, 161, chart 1 • *Hodotermes? Coloradensis*; also as *Mioterme (Hodotermes) coloradensis*; discussion.
- Pongrácz, 1926: pl. 5 • *Hodotermes coloradensis*; phylogeny.
- Emerson, 1933b: 187–188, fig. 40 • *Zootermopsis? coloradensis*; imago described and figured, from type specimen; synonymy; new combination. USA: Colorado: Florissant beds.
- Statz, 1939: table 4 • *Mioterme coloradensis*; listed; paleontology; new combination.
- Armbruster, 1941: 41 • *Mioterme coloradensis*; remarks on placement.
- Snyder, 1949a: 362 • *Zootermopsis? coloradensis*; catalog; reference list. USA: Miocene.
- Snyder, 1950b: 191 • *Zootermopsis? coloradensis*; listed.
- Pierce, 1958: 23 • *Zootermopsis? coloradensis*; synonymy.
- Araujo, 1977c: 72 • *Zootermopsis? coloradensis*; catalog. USA: Colorado: Florissant: Miocene.
- Lewis and Heikes, 1989: 4 • *Hodotermes coloradensis*; bibliographic data.
- Nel and Paicheler, 1993: 134 • *Zootermopsis? coloradensis*; type data; paleontology; distribution.
- Fontes and Vulcano, 1998: 281 • *Zootermopsis? coloradensis*; fossil catalog. New World.
- Fontes and Vulcano, 2004: 352 • *Zootermopsis? coloradensis*; fossil catalog. New World.

†*Parotermes scudderi* Cockerell, 1913: 8 (imago).

TYPE DATA: Holotype: USNM imago.

TYPE LOCALITY: USA: Colorado: Florissant.

- Snyder, 1925d: 154–155, 159, 161, chart 1 • *Parotermes scudderi*; listed; discussion.
- Emerson, 1933b: 188 • *Parotermes scudderi*; synonymized with *coloradensis*.
- Armbruster, 1941: 41 • *Parotermes scudderi*; discussion.
- Burnham, 1978: 89 • *Parotermes scudderi*; listed.
- Lewis and Heikes, 1989: 4 • *Paratermes [sic] scudderi*; bibliographic data.

🌐 DISTRIBUTION: Nearctic Region—USA: Colorado.

* FOSSIL RECORD: Cenozoic–Palaeogene: Oligocene.

Zootermopsis laticeps (Banks, 1906)

Termopsis laticeps Banks, 1906: 337 (imago, soldier).

TYPE DATA: Syntype(s): MCZ imagoes, soldiers.

TYPE LOCALITIES: USA: Arizona: Florence, Douglas, San Bernardino Ranch.

- Townsend, 1893: 140 • *Termopsis laticeps*; listed.
- Banks and Snyder, 1920: 15, 128, figs. 1a, 3.2 • *Termopsis laticeps*; imago, soldier described and figured; key; distribution [Banks]; biology [Snyder]. USA: Arizona, New Mexico.
- Snyder, 1925d: 157 • *Termopsis laticeps*; discussion.
- Snyder, 1926f: 397 • *Termopsis laticeps*; locality. USA: Arizona.
- Kirby, 1932: 353, 443 • *Termopsis laticeps*; protozoa.
- Emerson, 1933b: 182–187, fig. 39 • *Zootermopsis laticeps*; soldier described and figured; new combination. Arizona.
- Sumner, 1933: 197, 211, 214, 218, fig. W, pl. 13: figs. 5, 9 • *Zootermopsis laticeps*; key; imago, soldier described and figured.
- Castle, 1934: 291 • *Zootermopsis laticeps*; biology; distribution.
- Light, 1934d: 130 • *Zootermopsis laticeps*; distribution. USA: Arizona, New Mexico.
- Light and Weesner, 1948: 54, 55 • *Zootermopsis laticeps*; swarming. USA: Arizona.
- Snyder, 1949a: 56 • *Zootermopsis laticeps*; catalog; reference list. USA: Arizona, New Mexico.
- Harris, 1961a: 48 • *Zootermopsis laticeps*; distribution.
- Nutting, 1965: 113–125 • *Zootermopsis laticeps*; biology; ecology; distribution.
- Weesner, 1965: 34, 57, 58 • *Zootermopsis laticeps*; key; characters; biology; distribution.
- Nutting, 1970a: 1107 • *Zootermopsis laticeps*; colony size and composition. USA: Arizona.
- Araujo, 1977c: 68 • *Zootermopsis laticeps*; catalog. USA: Arizona, New Mexico, Texas.
- Yamin, 1979: 27 • *Zootermopsis laticeps*; protozoa.
- Nutting, 1979b: 143 • *Zootermopsis laticeps*; swarming period.
- Myles, 1986b: 293–299 • *Zootermopsis laticeps*; reproductive soldiers.
- Jones et al., 1988: 102 • *Zootermopsis laticeps*; biology; dispersal flight; sex ratios.
- Myles, 1988b: 61–88 • *Zootermopsis laticeps*; dealation.
- Haverty and Thorne, 1989: 523–543 • *Zootermopsis laticeps*; behavior; chemotaxonomy; cuticular hydrocarbons.
- Thorne and Haverty, 1989: 262–266, fig. 1d • *Zootermopsis laticeps*; characters; imago mandibles figured; cuticular hydrocarbons; distribution. USA: Arizona.
- Broughton and Kistner, 1991: 15–40 • *Zootermopsis laticeps*; DNA hybridization.
- Korman et al., 1991: 1–9 • *Zootermopsis laticeps*; allozymes; cuticular hydrocarbons; chemosystematics.
- Thorne et al., 1993: 532–544 • *Zootermopsis laticeps*; cuticular hydrocarbons; biogeography; distribution. USA: Arizona.
- Hahn, 1994: 269–276 • *Zootermopsis laticeps*; colony composition.
- Hahn and Myles, 1994: 313–322 • *Zootermopsis laticeps*; setal pattern; replacement reproductives.
- Broughton, 1995: 120–128 • *Zootermopsis laticeps*; mtDNA analysis.
- Constantino, 1998b: 210 • *Zootermopsis laticeps*; catalog. USA: Arizona, New Mexico, Texas.
- Fontes, 1998: 371 • *Zootermopsis laticeps*; catalog.
- Méndez-Montiel and Equihua-Martínez, 2001: 173–187 • *Zootermopsis laticeps*; checklist; diversity; distribution. Mexico: Sanora, Chihuahua.
- Aldrich et al., 2007: 1–7 • *Zootermopsis laticeps*; species identification; near-infrared spectra.

🌐 DISTRIBUTION: Nearctic Region—Mexico: Sonora, Chihuahua; USA: Arizona, New Mexico, Texas.

Zootermopsis nevadensis (Hagen, 1874)***Zootermopsis nevadensis nevadensis*** (Hagen, 1874)***Termopsis angusticollis nevadensis*** Hagen, 1874: 571 (imago).

TYPE DATA: Syntype(s): MCZ No. 10107 imagoes.

TYPE LOCALITY: USA: Nevada: Truckee.

- Desneux, 1904b: 14 • *Termopsis angusticollis* var. *nevadensis*; listed as a synonym of *Termopsis angusticollis*.
- Banks and Snyder, 1920: 13–15, 122–128, figs. 3.1, 4, 64, 66 • *Termopsis nevadensis*; imago characters; comparison with *angusticollis*; imago, soldier figured; key; distribution [Banks]; biology [Snyder]. USA: California, Nevada to Montana, Oregon to Canada: British Columbia.
- Snyder, 1925d: 152, 157 • *Termopsis nevadensis*; discussion.
- Heath, 1927: 387–425 • *Termopsis nevadensis*; caste development.
- Heath and Wilber, 1927: 145–155 • *Termopsis nevadensis*; soldier development.
- Heath, 1928: 324–326 • *Termopsis nevadensis*; sexually mature soldier.
- Light, 1929b: 67, 68 • *Termopsis nevadensis*; locality. Mexico: Baja California.
- Hanström, 1930: 732–773 • *Termopsis nevadensis*; brain histology.
- Kirby, 1932: 353, 443, 444, 445 • *Termopsis nevadensis*; protozoa.
- Roessler, 1932: 357–368 • *Termopsis nevadensis*; nitrogen requirements.
- Emerson, 1933b: 185, 187 • *Zootermopsis nevadensis*; soldier described; new combination. USA: California.
- Sumner, 1933: 197, 211, 214, 216, pls. 12, 13 • *Zootermopsis nevadensis*; key; imago, soldier described and figured.
- Castle, 1934: 290–291, fig. 86 • *Zootermopsis nevadensis*; characters; soldier figured; biology; distribution.
- Light, 1934d: 130 • *Zootermopsis nevadensis*; distribution. Canada: British Columbia; Mexico: Baja California; USA: California, Idaho, Montana, Nevada, Oregon, Washington.
- Hungate, 1936: 240–249 • *Zootermopsis nevadensis*; cellulose digestion.
- Hare, 1937: 467, pl. 6: fig. 6 • *Zootermopsis nevadensis*; imago/worker, soldier mandibles measurements and figures.
- Spencer, 1937: 42 • *Zootermopsis nevadensis*; distribution. Canada: British Columbia.
- Hungate, 1939: 230–245 • *Zootermopsis nevadensis*; cellulose digestion.
- Hungate, 1943: 730–739 • *Zootermopsis nevadensis*; cellulose digestion.
- Castle, 1944: 64 • *Zootermopsis nevadensis*; locality. USA: Montana.
- Snyder, 1949a: 56 • *Zootermopsis nevadensis*; catalog; reference list. Canada: British Columbia to USA: lower California.
- Grassé, 1949: figs. 110, 115, 116, 121, 142 • *Zootermopsis nevadensis*; labial gland, gut, male reproductive organs, soldier intercaste figured.
- Striebel, 1960: 193–260 • *Zootermopsis nevadensis*; embryonic development.
- Stuart, 1961: 419 • *Zootermopsis nevadensis*; trail laying.
- Harris, 1961a: 15, 48, 58, 167 • *Zootermopsis nevadensis*; distribution.
- Lüscher, 1961c: 189–192 • *Zootermopsis nevadensis*; trail pheromone.
- Becker and Seifert, 1962: 276 • *Zootermopsis nevadensis*; nest material chemistry.
- Stuart, 1963a: 69–84 • *Zootermopsis nevadensis*; trail laying.
- Stuart, 1963b: 85–96 • *Zootermopsis nevadensis*; communication alarm behavior.
- Springhetti, 1964b: 213 • *Zootermopsis nevadensis*; seminal vesicles.
- Springhetti and Oddone, 1964: 146, 153, fig. 15 • *Zootermopsis nevadensis*; seminal vesicles.
- Stuart, 1964: 43–52 • *Zootermopsis nevadensis*; sternal gland; morphology.
- Weesner, 1965: 9, 11, 16, 53, 54, 55, figs. 2, 4, 5, 9 • *Zootermopsis nevadensis*; key; characters; biology; distribution.
- Stuart, 1967: 1123–1125 • *Zootermopsis nevadensis*; alarm; defense; behavior.

- Gisler, 1967: 120 • *Zootermopsis nevadensis*; listed.
- Emerson, 1968b: 10 • *Zootermopsis nevadensis*; listed.
- Howse, 1968: 45–50 • *Zootermopsis nevadensis*; nest building behavior.
- Hummel, 1968: 213–216 • *Zootermopsis nevadensis*; trail laying pheromone; biochemistry.
- Karlson et al., 1968: 1763–1771 • *Zootermopsis nevadensis*; trail pheromone; biochemistry.
- Miller, 1969: 285–289 • *Zootermopsis nevadensis*; caste differentiation.
- Weesner, 1970: 480–484 • *Zootermopsis nevadensis*; biology; distribution.
- Lüscher, 1972: 509–512 • *Zootermopsis nevadensis*; caste differentiation; corpora allata.
- Pasteels, 1972: 105–106 • *Zootermopsis nevadensis*; sternal gland [4th sternite instead of 5th, as incorrectly mentioned by Stuart, 1964]; pheromone; trail.
- Lüscher, 1973: 253–256 • *Zootermopsis nevadensis*; caste development.
- Wanyonyi, 1974: 35–44 • *Zootermopsis nevadensis*; caste development; juvenile hormone.
- Roonwal, 1975f: 403 • *Zootermopsis nevadensis*; sex ratios.
- Roonwal, 1975a: 45 • *Zootermopsis nevadensis*; egg measurements.
- Araujo, 1977c: 68 • *Zootermopsis nevadensis*; catalog. Canada; USA: Nevada north to Oregon and Montana, Washington and Idaho south to California and east to the Sierra Nevada Mountains.
- Vincke and Tilquin, 1978a: 152, table 1 • *Zootermopsis nevadensis*; chromosome number.
- Bacchus, 1979: 135–142 • *Zootermopsis nevadensis*; leg exocrine gland.
- Yamin, 1979: 27 • *Zootermopsis nevadensis*; protozoa.
- Roonwal and Rathore, 1979: 10, 12, 16 • *Zootermopsis nevadensis*; egg morphology.
- Bignell and Anderson, 1980: 183–188 • *Zootermopsis nevadensis*; gut pH; oxygen tension; symbionts.
- Liang and Coppel, 1980: 55–62 • *Zootermopsis nevadensis*; abdominal sternal gland segment morphology.
- Baccetti et al., 1981: 87–99, figs. 1–20 • *Zootermopsis nevadensis*; spermatozoa described and figured; phylogeny.
- Deligne et al., 1981: fig. 5A • *Zootermopsis nevadensis*; soldier head figured; functional morphology; defense.
- Vickery, 1985: 78, 80, figs. 54, 55 • *Zootermopsis nevadensis*; key; characters; imago, soldier figured; biology; distribution. British Columbia to Idaho, south to northern California.
- Myles, 1986b: 298 • *Zootermopsis nevadensis*; reproductive soldiers.
- Jones et al., 1988: 101–102 • *Zootermopsis nevadensis*; biology; dispersal flight; sex ratios.
- Haverty and Thorne, 1989: 523–543 • *Zootermopsis nevadensis*; behavior; chemotaxonomy; cuticular hydrocarbons.
- Thorne and Haverty, 1989: 262–266 • *Zootermopsis nevadensis*; characters; cuticular hydrocarbons; distribution. USA: California.
- Shellman-Reeve, 1990: 389–397 • *Zootermopsis nevadensis*; behavior; nest founding; nitrogen.
- Haverty et al., 1991a: 15–23 • *Zootermopsis nevadensis nevadensis*; chemotaxonomy; cuticular hydrocarbons.
- Broughton and Kistner, 1991: 15–40 • *Zootermopsis nevadensis*; DNA hybridization.
- Korman et al., 1991: 1–9 • *Zootermopsis nevadensis nevadensis*; allozymes; cuticular hydrocarbons; chemosystematics.
- Hahn, 1993a: 347–356 • *Zootermopsis nevadensis*; caste determination.
- Hahn, 1993b: 357–367 • *Zootermopsis nevadensis*; caste determination.
- Thorne et al., 1993: 532–544 • *Zootermopsis nevadensis nevadensis*; cuticular hydrocarbons; biogeography; distribution. USA: California.
- Hahn, 1994: 269–276 • *Zootermopsis nevadensis*; colony composition.
- Hahn and Myles, 1994: 313–322 • *Zootermopsis nevadensis*; setal pattern; replacement reproductives.
- Kirchner et al., 1994: 187–190 • *Zootermopsis nevadensis*; vibrations; communication.
- Broughton, 1995: 120–128 • *Zootermopsis nevadensis nevadensis*; mtDNA analysis.
- Noirot, 1995b: 197–226 • *Zootermopsis nevadensis*; gut morphology.

- Shellman-Reeve, 1996: 139–146 • *Zootermopsis nevadensis*; sex ratios; dispersal; fat reserves.
- Shellman-Reeve, 1997a: 163–170 • *Zootermopsis nevadensis*; biparental care.
- Constantino, 1998b: 210 • *Zootermopsis nevadensis nevadensis*; catalog. USA: California, Nevada.
- Fontes, 1998: 371 • *Zootermopsis nevadensis nevadensis*; catalog; distribution. USA: California.
- Jamieson et al., 1999: 135, fig. 8.14 • *Zootermopsis nevadensis*; spermatozoa described and figured.
- Shellman-Reeve, 1999: 137–144 • *Zootermopsis nevadensis*; courtship; mate choice; sexual selection.
- Sevala et al., 2000: 765–789 • *Zootermopsis nevadensis*; cuticular hydrocarbons.
- Shelton and Appel, 2000a: 539–545 • *Zootermopsis nevadensis*; respiration; CO₂; temperature.
- Suárez and Thorne, 2000a: 145–155 • *Zootermopsis nevadensis nevadensis*; trophallaxis; food transfer.
- Méndez-Montiel and Equihua-Martínez, 2001: 173–187 • *Zootermopsis nevadensis*; checklist; diversity; distribution. Mexico: Baja California.
- Ishida et al., 2002: 1887–1893 • *Zootermopsis nevadensis nevadensis*; olfaction; chemosensory protein.
- Thorne et al., 2002: 1030–1041 • *Zootermopsis nevadensis nevadensis*; life span; intraspecific competition.
- Miura et al., 2003: 22–32 • *Zootermopsis nevadensis*; caste differentiation; juvenile hormone; winged presoldier.
- Thorne et al., 2003: 12808–12813, figs. 1, 2, 4 • *Zootermopsis nevadensis*; evolution of soldier caste; ecology; genetics; social behavior; neoteny; nest, colony, soldier figured.
- Aldrich and Kambhampati, 2004: 719–721 • *Zootermopsis nevadensis nevadensis*; microsatellites; DNA sequences; breeding structure.
- Brown (K.S.) et al., 2004: 1–9 • *Zootermopsis nevadensis*; distribution. USA: Oklahoma: introduced.
- Miura et al., 2004: 247–252 • *Zootermopsis nevadensis*; caste differentiation; wing formation; nymphs.
- Costa-Leonardo and Patricio, 2005: 659–670, fig. 1 • *Zootermopsis nevadensis*; spermathecal structure; female imago figured.
- Pester and Brune, 2006: 1261–1270 • *Zootermopsis nevadensis*; hind gut; acetogenesis; genetic analysis.
- Aldrich and Kambhampati, 2007: 443–451 • *Zootermopsis nevadensis nevadensis*; microsatellites; relatedness; colony composition.
- Aldrich et al., 2007: 1–7 • *Zootermopsis nevadensis nevadensis*; species identification; near-infrared spectra.
- Yamada et al., 2007: 3768–3777 • *Zootermopsis nevadensis*; *nifH*; nitrogen fixation; symbiosis.
- Courrent et al., 2008: 55–66 • *Zootermopsis nevadensis*; colleterial glands; ultrastructure; ootheca.
- Aldrich and Kambhampati, 2009: 439–450 • *Zootermopsis nevadensis nevadensis*; microsatellites; mitochondrial COI; hybridization.
- Johnson et al., 2011: 15–30 • *Zootermopsis nevadensis nevadensis*; evolution of soldier caste; reproductive and neotenic soldiers; morphometrics.

🌐 DISTRIBUTION: Nearctic Region—Mexico: Baja California; USA: California, Montana, Nevada.

Zootermopsis nevadensis nuttingi Haverty and Thorne, 1989

Zootermopsis nevadensis nuttingi Haverty and Thorne, 1989: 540 (behavior, biochemistry, geography). [This subspecies was erected on the basis of hydrocarbon, behavioral, and geographic differences, but only the hydrocarbon characters can be considered as descriptive, albeit dubious.]

TYPE DATA: Syntype(s) (depository unknown): soldiers. [As subspecies identity can be determined only by hydrocarbon assay, all types must be considered destroyed.]

TYPE LOCALITY: USA: California: Pacific Grove.

- Thorne and Haverty, 1989: 264, fig. 1c • *Zootermopsis nevadensis nuttingi*; nomen nudum; imago manibibles figured.
- Haverty et al., 1991a: 15–23 • *Zootermopsis nevadensis nuttingi*; chemotaxonomy; cuticular hydrocarbons.
- Thorne et al., 1993: 532–544 • *Zootermopsis nevadensis nuttingi*; cuticular hydrocarbons; biogeography; distribution. USA: California, Oregon; Canada: British Columbia.
- Broughton, 1995: 120–128 • *Zootermopsis nevadensis nuttingi*; mtDNA analysis.
- Constantino, 1998b: 210 • *Zootermopsis nevadensis nuttingi*; catalog. USA: northwestern California to southwestern Canada.
- Fontes, 1998: 371 • *Zootermopsis nevadensis nuttingi*; catalog; distribution. Canada: British Columbia; USA: California, Oregon, Washington.
- Shellman-Reeve, 2001: 869–876 • *Zootermopsis nevadensis nuttingi*; mate choice; genetic relatedness.
- Aldrich and Kambhampati, 2004: 719–721 • *Zootermopsis nevadensis nuttingi*; microsatellites; DNA sequences; breeding structure.
- Haverty et al., 2005: 2119–2151 • *Zootermopsis nevadensis nuttingi*; fecal pellets; cuticular hydrocarbons; chemotaxonomy.
- Aldrich and Kambhampati, 2007: 443–451 • *Zootermopsis nevadensis nuttingi*; microsatellites; relatedness; colony composition.
- Aldrich et al., 2007: 1–7 • *Zootermopsis nevadensis nuttingi*; species identification; near-infrared spectra.
- Aldrich and Kambhampati, 2009: 439–450 • *Zootermopsis nevadensis nuttingi*; microsatellites; mitochondrial COI; hybridization.

🌐 DISTRIBUTION: Nearctic Region—USA: California.

HODOTERMITIDAE Desneux, 1904

Hodotermitini Desneux, 1904c: 284, 286 [originally proposed as a tribe, of subfamily Calotermitinae].

TYPE GENUS: *Hodotermes* Hagen, 1853.

- Desneux, 1904b: 12, 14, 15 • Hodotermitini; tribe of Calotermitinae; reference list; characters; key; *Hodotermes*, *Porotermes*, *Stolotermes* included.
- Froggatt, 1897: 516 • Calotermitinae [part]; of Termitidae; characters.
- Escherich, 1909: 171, 179 • Hodotermitini; tribe of Calotermitinae; characters; key; *Hodotermes*, *Porotermes*, *Stolotermes* included.
- Holmgren, 1910b: 285 • Hodotermitinae; listed as a new subfamily of Protermitidae [Holmgren incorrectly cited as author].
- Holmgren, 1911a: 10, 41–42, 44–45 • Hodotermitinae; characters; key; genera included; systematic position.
- Handlirsch, 1923: 504, 505 • Hodotermitini; tribe of Calotermitinae, family Termitidae; key; synonymy.
- Sjöstedt, 1926d: 7 • Hodotermitidae; key; synonymy; key to genera included.
- Pongrácz, 1926: 29 • Hodotermitinae; geological distribution.
- Handlirsch, 1930: 856 • Hodotermitini; tribe of Calotermitinae, family Termitidae; key; distribution.
- Brues and Melander, 1932: 95 • Hodotermitidae [part]; key.
- Light, 1934c: 120–121 • Hodotermitidae; characters.
- Hare, 1937: 474, 475, pls. 1, 2 • Hodotermitinae; phylogeny based on soldier mandibles; Holmgren's phylogeny compared.
- Emerson, 1942: 11 • Hodotermitinae; of Hodotermitidae; listed.
- Snyder, 1949a: 54 • Hodotermitinae; of Hodotermitidae; catalog; reference list.
- Grassé, 1949: 532 • Hodotermitidae; characters; genera included; Termopsinae, Porotermitinae, Stolotermitinae excluded.
- Lal and Menon, 1953: 2 • Hodotermitidae [part]; catalog; key; reference list.
- Emerson, 1955: 516 • Hodotermitinae; of Hodotermitidae; number of genera; distribution.
- Tu, 1955a: 33, 34 • Hodotermitinae; of Hodotermitidae; distribution.
- Ahmad, 1955b: 203 • Hodotermitidae [part]; key.
- Weidner, 1955f: 49 • Hodotermitinae; of Hodotermitidae; characters.
- Weidner, 1955b: 61 • Hodotermitidae [part]; paleontology; distribution.
- Imms, 1957: 392 • Hodotermitidae [part]; characters; genera included.
- Ahmad, 1958: 34, 35 • Hodotermitidae [part]; key.
- Calaby and Gay, 1959: 212 • Hodotermitidae [part]; zoogeography; number of species.
- Harris, 1961a: 49, 65 • Hodotermitidae [part]; key; characters; genera included.
- Webb, 1961 [7 • Hodotermitidae [part]; key.
- Bouillon and Mathot, 1965: 18 • Hodotermitinae; key; characters.
- Weesner, 1965: 33–34 • Hodotermitidae [part]; key; characters.
- Noirot and Noirot-Timotheé, 1965c: 268, fig. 2B • Hodotermitinae; sternal gland location.
- Bouillon and Mathot, 1966: 14 • Hodotermitidae [part]; number of genera and species in Ethiopian Region.
- Emerson, 1968a: 279 • Hodotermitinae; of Hodotermitidae; characters; phylogeny.
- Emerson, 1968b: 2–6 • Hodotermitinae; of Hodotermitidae; discussion; ecology; genera included.
- Noirot and Noirot-Timotheé, 1969: 63 • Hodotermitidae; gut morphology.
- Krishna, 1970: 131, 134, 136, figs. 1, 3 • Hodotermitinae; discussion; characters; phylogeny of subfamily and genera; distribution.
- Bouillon, 1970: 162 • Hodotermitidae; genera included; biogeography; origins. Ethiopian Region.
- Weidner, 1970c: 10, 11, 19–20 • Hodotermitidae [part]; key; characters; discussion.
- Bouillon and Mathot, 1971: table • Hodotermitidae [part]; number of genera and species in Ethiopian Region.

- Chhotani and Bose, 1973: 233 • Hodotermitidae [part]; distribution of Indian taxa.
- Akhtar, 1974b: 90 • Hodotermitidae [part]; biogeography. Pakistan.
- Sen-Sarma, 1974: 451–452 • Hodotermitidae [part]; ecology and biogeography.
- Morimoto, 1975b: 8, 12 • Hodotermitidae [part]; key.
- Roonwal, 1975c: 37, fig. 9 • Hodotermitidae; phylogeny.
- Ruelle, 1978a: 752 • Hodotermitidae [part]; biogeography. South Africa.
- Yamin, 1979: 24–26 • Hodotermitidae [part]; protozoa.
- Roonwal et al., 1979a: 123 • Hodotermitinae; of Hodotermitidae; distribution.
- Ampion and Quennedey, 1981: 249, 253, 255, 257, 258, fig. 1 • Hodotermitidae; sternal and tergal glands; phylogeny.
- Coaton, 1981: 79–81, fig. 1 • Hodotermitidae; fossilised nest from late Pleistocene, South Africa, close to *Microhodotermes viator*.
- Brown, 1982: 350 • Hodotermitidae; characters.
- Chhotani and Bose, 1983: 123 • Hodotermitidae [part]; distribution of Arabian taxa.
- Prestwich, 1983c: 290 • Hodotermitidae; defense.
- Roonwal, 1983b: 366, 367, 378, 383 • Hodotermitidae; wing microsculpturing.
- Bose, 1984: 71, 72 • Hodotermitinae; of Hodotermitidae; remarks.
- Howse, 1984b: 481–482 • Hodotermitidae [part]; glands; secretions; behavior.
- Chhotani, 1985: 89–90 • Hodotermitidae [part]; distribution and zoogeography of Oriental taxa.
- Noirot, 1985b: 41–57 • Hodotermitidae [part]; caste development.
- Watson and Sewell, 1985: 33 • Hodotermitidae [part]; division of labor in workers; caste development.
- Abe, 1987: 126, 130, 141 • Hodotermitidae [part]; phylogeny; nest type; number of species.
- Weesner, 1987: 135 • Hodotermitidae [part]; key based on worker caste; characters; biology and ecology.
- Huang et al., 1989: 111 • Hodotermitidae; key.
- Roonwal and Chhotani, 1989: 115–116, 138–140 • Hodotermitinae; of Hodotermitidae; key; synonymy; characters; distribution; composition.
- Thakur, 1989b: 355 • Hodotermitidae [part]; number of genera and species. India.
- Martynova, 1991: 142 • Hodotermitidae [part]; characters; paleogeography.
- Thakur (R.K.), 1991a: 26, 30 • Hodotermitidae [part]; biogeography. Indian subregion.
- Carpenter, 1992: 140–141 • Hodotermitidae [part]; characters; genera included.
- Spahr, 1992: 27 • Hodotermitidae [part]; listed; synonymy; fossil taxa.
- Noirot, 1995a: 321–323 • Hodotermitidae [part]; sternal gland; phylogeny.
- Noirot, 1995b: 197–226 • Hodotermitidae [part]; gut morphology.
- Zhu et al., 1997: 361, 362, 363, figs. 1, 2 • Hodotermitidae [part]; fossil distribution; genera listed.
- Huang and Li, 1999: 269, 270 • Hodotermitidae [part]; key; characters; Termopsidae included.
- Eggleton, 2000: 35 • Hodotermitidae [part]; distribution.
- Huang et al., 2000 [159, 160 • Hodotermitidae [part]; key; subfamilies included.
- Kambhampati and Eggleton, 2000: 20, 21 • Hodotermitidae [part]; key.
- Roisin, 2000: 102 • Hodotermitidae [part]; caste development.
- Eggleton and Tayasu, 2001: 943, 954, table 1, figs. 2, 8 • Hodotermitidae [part]; biodiversity; classification and phylogeny based on ecological characteristics: feeding groups and “lifeways.”
- Uys, 2002: 28 • Hodotermitidae [part]; remarks.
- König et al., 2002: 125–156 • Hodotermitinae; hind gut fauna and flora; symbionts: protozoa and bacteria; physiology of digestion; review.
- Thorne and Traniello, 2003: 283–306 • Hodotermitidae [part]; relationships.
- Rathore and Bhattacharyya, 2004: 7, 8 • Hodotermitidae [part]; key.
- Engel and Krishna, 2004a: 2, 5, table 1 • Hodotermitidae; also as Hodotermitinae; classification.
- Rathore and Tak, 2004a: 43 • Hodotermitidae [part]; key.
- Crosland et al., 2005: 63–68 • Hodotermitidae [part]; arolium morphology.
- Grimaldi and Engel, 2005: 244, 246–247, 251 • Hodotermitidae [part]; fossil history; phylogeny.
- Inward et al., 2007b: 953–967 • Hodotermitidae; generic level phylogeny; morphological and molecular data; life histories.

- Legendre et al., 2008: 615–627 • Hodotermitidae; rDNA COII sequences; phylogeny; worker caste.
- Koshikawa et al., 2008: 859–867 • Hodotermitidae; haploid genome size; phylogeny.
- Quennedey et al., 2008: 168–185 • Hodotermitidae; sternal gland; histology; phylogeny.
- Davis et al., 2009: 1750–1761 • Hodotermitidae; phylogeny; supertree; species richness; diversification.
- Engel et al., 2009: 10, 11, fig. 3 • Hodotermitidae sensu novum; comments; phylogeny, to include living genera only, all extinct taxa excluded.
- Ware et al., 2010b: 204–219, figs. 1–5 • Hodotermitidae; phylogeny; divergence time estimates.

▲ 3 genera, 21 species.

🌐🌐 DISTRIBUTION: Ethiopian Region; Oriental Region; Palearctic Region.

Anacanthotermes Jacobson, 1905

Anacanthotermes Jacobson, 1905: 75 [first introduced as a subgenus of *Hodotermes* Hagen, 1853].

TYPE SPECIES: *Termes ochraceus* Burmeister, 1839; = *Hodotermes ochraceus* (Burmeister), 1839 by subsequent designation; see Fuller, 1921: 32 [authorship of the type species mistakenly assigned to Hagen].

- Desneux, 1904b: 15 • *Hodotermes* (*Anacanthotermes*) [part]; nomen nudum; reference list; characters; key; species included; distribution.
- Holmgren, 1910b: 285 • *Hodotermes* (*Anacanthotermes*); listed.
- Holmgren, 1911a: 10, 43 • *Hodotermes* (*Anacanthotermes*); key; species included.
- Fuller, 1921: 32 • *Anacanthotermes*; type species designated as *Hodotermes ochraceus* Hagen.
- Sjöstedt, 1926d: 9, 21 • *Anacanthotermes*; reference list; key.
- Emerson, 1928b: 405 • *Hodotermes* (*Anacanthotermes*); distribution.
- Snyder, 1934a: 24, 27 • *Hodotermes* (*Anacanthotermes*); key.
- Emerson, 1942: 11 • *Anacanthotermes*; listed.
- Tembrock, 1944: fig. 7 • *Anacanthotermes*; map; species distribution.
- Snyder, 1949a: 62 • *Anacanthotermes*; catalog; reference list.
- Emerson, 1955: 509 • *Anacanthotermes*; number of species; distribution.
- Ahmad, 1955b: 207 • *Anacanthotermes*; key.
- Weidner, 1955f: 52, 53, 69 • *Anacanthotermes*; key; number of species; distribution.
- Ahmad, 1958: 56 • *Anacanthotermes*; key.
- Weidner, 1958: 8, 9 • *Anacanthotermes*; key.
- Weidner, 1960a: 44–48 • *Anacanthotermes*; synonymy; characters; distribution.
- Roonwal and Bose, 1964a: 8 • *Anacanthotermes*; key.
- Harris, 1967a: 79–80 • *Anacanthotermes*; biology; distribution.
- Morimoto, 1967a: 10 • *Anacanthotermes*; distribution.
- Harris, 1968c: 5 • *Anacanthotermes*; key.
- Harris, 1970b: 301–305 • *Anacanthotermes*; biology; ecology.
- Chaudhry et al., 1972: 10 • *Anacanthotermes*; characters.
- Chhotani and Bose, 1973: 233 • *Anacanthotermes*; distribution. Indian region.
- Akhtar, 1974b: 88, 90, 96, 97, 100 • *Anacanthotermes*; distribution; ecology. Pakistan.
- Belyaeva and Zhuzhikov, 1974: 9, 28 • *Anacanthotermes*; key.
- Sen-Sarma, 1974: 448, 450–452 • *Anacanthotermes*; ecology and biogeography.
- Morimoto, 1975b: 13 • *Anacanthotermes*; key.
- Roonwal and Verma, 1977: 463 • *Anacanthotermes*; biogeography; ecology.
- Chhotani and Bose, 1979b: 17, 20 • *Anacanthotermes*; nesting behavior and nests. India.
- Roonwal et al., 1979a: 126 • *Anacanthotermes*; wing microsculpturing.
- Yamin, 1979: 24 • *Anacanthotermes*; protozoa.

- Chhotani and Bose, 1983: 123, 127 • *Anacanthotermes*; distribution. Arabian Peninsula, Palaearctic Region.
- Roonwal, 1983b: 363 • *Anacanthotermes*; wing microsculpturing.
- Bose, 1984: 72 • *Anacanthotermes*; synonymy; remarks.
- Chhotani, 1985: 89–90 • *Anacanthotermes*; distribution and zoogeography.
- Badawi et al., 1986b: 17–19 • *Anacanthotermes*; ecological factors and distribution. Saudi Arabia.
- Al-Kady et al., 1987: 187, 191, 193 • *Anacanthotermes*; key; soldier, worker mandibles, wing venation described.
- Roonwal and Bose, 1988: 3 • *Anacanthotermes*; synonymy; distribution.
- Roonwal and Chhotani, 1989: 140–144 • *Anacanthotermes*; synonymy; characters; distribution and composition; key to species.
- Thakur (M.L.), 1989b: 352 • *Anacanthotermes*; ecology.
- Thakur (R.K.), 1989: 8 • *Anacanthotermes*; key.
- Chhotani and Bose, 1991: 262 • *Anacanthotermes*; key.
- Akhtar and Ahmad, 1997: 214, 218 • *Anacanthotermes*; zoogeographical distribution. Pakistan.
- Sands, 1998: 24, 64–67, figs. 33–42, pl. 1: fig. 3 • *Anacanthotermes*; key; worker described; worker mandibles, gut figured; biology and economic status; distribution.
- Rathore and Bhattacharyya, 2004: 8 • *Anacanthotermes*; key.
- Rathore and Tak, 2004a: 43 • *Anacanthotermes*; key.

▲ 16 species.

🌐 DISTRIBUTION: Ethiopian Region; Oriental Region; Palaearctic Region.

Anacanthotermes ahngerianus (Jacobson, 1905)

Hodotermes* (*Anacanthotermes*) *ahngerianus Jacobson, 1905: 67 (imago) [placement in the new subgenus *Anacanthotermes* not stated in the species heading but implied in remarks on page 75 and in key].

TYPE DATA: Syntype: AMNH imago.

TYPE LOCALITY: Turkestan: Jagly-olum on Atrek River [55°E, 37°45'N].

- Desneux, 1904b: 17 • *Hodotermes ahngerianus*; nomen nudum; reference list. “Turkestan.”
- Karawajew, 1909: 157–162 • *Hodotermes* (*Anacanthotermes*) *ahngerianus*; soldier, worker described; soldier, worker mandibles figured; biology; nest. Turkestan; Transcaspia.
- Holmgren, 1911a: 43 • *Hodotermes* (*Anacanthotermes*) *ahngerianus* [sic]; listed. Turkmenistan.
- Vasiljev, 1911: 235–243, figs. 1, 2 • *Hodotermes ahngerianus*; imago, soldier, nymph described; biology. Turkmenistan [Transcaspia].
- Snyder, 1925d: 158 • *Hodotermes* (*Anacanthotermes*) *ahngerianus*; discussion.
- Snyder, 1949a: 62 • *Anacanthotermes ahngerianus*; catalog; reference list; new combination. Turkmenistan.
- Luppova, 1958: 85, 86, 92, 103, 104, 105, 104, 120–131, figs. 6, 8, 15–17 • *Anacanthotermes ahngerianus*; also as *Anacanthotermes ahngerianus ahngerianus*; imago described; key; imago antenna and pronotum figured; biology; nests. Turkmenistan.
- Weidner, 1960a: 45, fig. 1 • *Anacanthotermes ahngerianus*; map. Turkmenistan.
- Luppova, 1962: 17, 18, 20, 25 • *Anacanthotermes ahngerianus*; discussion; biology.
- Ghilarov, 1962: 132–134 • *Anacanthotermes ahngerianus*; distribution. “USSR.”
- Steinberg, 1962: 12 • *Anacanthotermes ahngerianus*; discussion. Central Asia.
- Harris, 1967a: 81 • *Anacanthotermes ahngerianus*; comparisons.
- Mazokhin-Porshnyakov et al., 1967: 1668–1675 • *Anacanthotermes ahngerianus*; compound eyes; electrophysiology.
- Artemev, 1968: 43–68 • *Anacanthotermes ahngerianus*; morphology; development.
- Luppova, 1973: 16, 20 • *Anacanthotermes ahngerianus*; listed; distribution.

- Soyunov, 1973: 37–48 • *Anacanthotermes ahngerianus*; nest density; distribution. Turkmenistan.
- Akhtar, 1974a: 38, 40 • *Anacanthotermes ahngerianus*; comparisons.
- Belyaeva, 1974b: 74–83 • *Anacanthotermes ahngerianus*; hybridization with *turkestanicus*.
- Belyaeva and Zhuzhikov, 1974: 8–21, 28, 29, map • *Anacanthotermes ahngerianus*; key; characters; map; distribution.
- Mednikova, 1974: 103–109 • *Anacanthotermes ahngerianus*; anal glands; morphology.
- Shatov, 1974: 134–140 • *Anacanthotermes ahngerianus*; sternal gland; trail laying.
- Belyaeva and Zhuzhikov, 1977: 181–182 • *Anacanthotermes ahngerianus*; foraging.
- Mednikova, 1977: 118–120 • *Anacanthotermes ahngerianus*; caste differentiation.
- Shatov, 1977: 50–51 • *Anacanthotermes ahngerianus*; sternal gland; pheromones.
- Mednikova, 1979: 16–35 • *Anacanthotermes ahngerianus*; salivary glands; histology.
- Yamin, 1979: 24 • *Anacanthotermes ahngerianus*; protozoa.
- Shatov, 1979: 61–73 • *Anacanthotermes ahngerianus*; behavior.
- Zhuzhikov and Elnaggar, 1979: 5–15 • *Anacanthotermes ahngerianus*; subesophageal ganglion; histology.
- Singh, and Singh, 1981b: 221, table 5 • *Anacanthotermes ahngerianus*; checklist; mound density.
- Valiachmedov, 1981: 242–256 • *Anacanthotermes ahngerianus*; ecology; distribution. Tadjikistan.
- Watson and Sewell, 1981: fig. 8 • *Anacanthotermes ahngerianus*; developmental pathways.
- Roonwal, 1984: 13 • *Anacanthotermes ahngerianus*; caudal abdominal sternites described.
- Weidner, 1984: 5, fig. 8 • *Anacanthotermes ahngerianus*; distribution map.
- Noirot, 1990c: 8, fig. 2 • *Anacanthotermes ahngerianus*; caste developmental pathways.
- Mednikova, 1995: 3–14 • *Anacanthotermes ahngerianus*; salivary glands; morphology.
- Ghayourfar, 1996: 12–13, 40–51 • *Anacanthotermes ahngerianus*; major, minor soldier measurements; distribution. Iran.
- Ghayourfar, 2000b: 98, 99, 100 • *Anacanthotermes ahngerianus*; measurements; comparisons. Iran.
- Abdullaev et al., 2002: 605–614 • *Anacanthotermes ahngerianus*; nest figured; biology; distribution. Uzbekistan.
- Ghayourfar, 2005a: 219 • *Anacanthotermes ahngerianus*; distribution. Iran.
- Belyaeva and Dovgobrod, 2006: 504, fig. 3a • *Anacanthotermes ahngerianus ahngerianus*; female genitalia described and figured.

Anacanthotermes ahngerianus opacus Luppova, 1958: 102, 104 (key), 124, 132–138 (imago, soldier).

TYPE DATA: Syntypes: IZTAS soldiers (Turkmenistan: Kizyl-Atrek [specimens may also be deposited in ZIL]), IZTAS soldiers (Turkmenistan: Meshed-Messerian Valley [specimens may also be deposited in ZIL]), IZTAS soldiers (Turkmenistan: Sary-Khodga desert, village Sarchaly), IZTAS soldiers (Turkmenistan: Sumbar river valley), IZTAS soldiers (Turkmenistan: West Uzboy), IZTAS soldiers (Turkmenistan: Village Kum-Dag), IZTAS soldiers (Turkmenistan: Tutly).

TYPE LOCALITIES: Turkmenistan: Kizyl-Atrek, Meshed-Messerian Valley; Sary-Khodga desert, village Sarchaly; Sumbar river valley, West Uzboy, Village Kum-Dag, Tutly.

- Luppova, 1962: 20 • *Anacanthotermes ahngerianus opacus*; synonymized with *ahngerianus*; discussion; biology.

Anacanthotermes ahngerianus obsurus Ghilarov, 1962: 134 [**nomen nudum**; possibly an error for subspecies *opacus* Luppova, 1958].

🌐 DISTRIBUTION: Palaearctic Region—Iran; Kazakhstan; Turkmenistan; Uzbekistan.

Anacanthotermes baeckmannianus (Vasiljev, 1911)***Hodotermes baeckmannianus*** Vasiljev, 1911b: 269–270 (imago, soldier, worker).

TYPE DATA: Syntypes (depository unknown): imagoes, soldiers, workers.

TYPE LOCALITY: Kazakhstan: Syr-dara-Geibet: Dzhulek.

- Snyder, 1949a: 62 • *Anacanthotermes baeckmannianus*; new combination; catalog; reference list. Kazakhstan.
- Weidner, 1960a: 45, fig. 1 • *Anacanthotermes baeckmannianus*; map.
- Luppova, 1962: 18, 20–21 • *Anacanthotermes baeckmannianus*; discussion; suggestion that this is a doubtful species and that the specimens from the type locality need to be reexamined.
- Harris, 1970b: 302 • *Anacanthotermes baeckmannianus*; distribution.
- Belyaeva and Zhuzhikov, 1974: 8, 10 • *Anacanthotermes baeckmannianus*; listed; remarks.

🌐 DISTRIBUTION: Palaearctic Region—Kazakhstan.

Anacanthotermes bagherii Ghayourfar, 2000 [nomen nudum]

Anacanthotermes bagherii Ghayourfar, 2000b: 91, 95, 98, 99, 103 (imago, soldier) [nomen nudum; even though characters (measurements) are mentioned, no type specimen is designated and therefore this name is unavailable under ICZN, 1999, arts. 16.4 and 72.3].

- Ghayourfar, 2000a: 377 • *Anacanthotermes bagherii*; nomen nudum; name proposed as sp. nov. with a brief description of characters, in an abstract issued in a Congress, not recognized as a valid publication [ICZN, 1999, art. 9.9].

🌐 DISTRIBUTION: Palaearctic Region—Iran.

Anacanthotermes baluchistanicus Akhtar, 1974***Anacanthotermes baluchistanicus*** Akhtar, 1974a: 37–40 (soldier), figs. 8, 9.

TYPE DATA: Holotype: ZUPL soldier. Paratype(s): ZUPL soldiers.

TYPE LOCALITY: Pakistan: Baluchistan: Chaman.

- Chaudhry et al., 1972: 10 • *Anacanthotermes baluchistanicus*; nomen nudum; biology; distribution. Pakistan.
- Akhtar, 1974b: 90, 101 • *Anacanthotermes baluchistanicus*; distribution. Pakistan.
- Akhtar, 1979b: 162 • *Anacanthotermes baluchistanicus*; key.
- Kayani et al., 1979: 134, 136 • *Anacanthotermes baluchistanicus*; ecology; altitudinal distribution. Pakistan.
- Weidner, 1984: 5, fig. 8 • *Anacanthotermes baluchistanicus*; distribution map.
- Chhotani, 1985: 89 • *Anacanthotermes baluchistanicus*; distribution and zoogeography. Pakistan.
- Ahmad, 1986: 16 • *Anacanthotermes baluchistanicus*; distribution. Pakistan: Baluchistan.
- Roonwal and Bose, 1988: 4, 5–7, figs. 3, 4 • *Anacanthotermes baluchistanicus*; major, minor soldiers described and figured; synonymy; key; distribution. Pakistan.
- Roonwal and Chhotani, 1989: 144–146, figs. 80, 81 • *Anacanthotermes baluchistanicus*; soldier, worker described and figured; synonymy; key. Pakistan.
- Ahmad and Akhtar, 2002: 11 • *Anacanthotermes baluchistanicus*; catalog. Pakistan.

🌐 DISTRIBUTION: Palaearctic Region—Pakistan: Baluchistan.

Anacanthotermes esmailii Ghayourfar, 1998

Anacanthotermes esmailii Ghayourfar, 1998: 11, 12–15 (imago, soldier), figs. 1, 2.

TYPE DATA: Holotype: HMIM imago, soldier [both imago and soldier are designated as “holotype”; a lectotype specimen of one or the other will obviously have to be selected]. Paratype(s): HMIM imago, soldiers.

TYPE LOCALITY: Iran: North of Khorassan province: Sarakhs, Khangiran.

- Ghayourfar, 1995: 77 • *Anacanthotermes esmailii*; nomen nudum; proposed as n. sp. with no characters. Iran: Khorassan: Sarakhs.
- Ghayourfar, 2000b: 98, 99, 100 • *Anacanthotermes esmailii*; measurements; comparisons. Iran.

🌐 DISTRIBUTION: Palaearctic Region—Iran.

Anacanthotermes gurganiensis Raven and Akhtar, 1999

Anacanthotermes gurganiensis Raven and Akhtar, 1999a: 73–78 (major and minor soldier, nymph), figs. 5, 6.

TYPE DATA: Holotype: ZUPL major soldier. Paratype(s): ZUPL major and minor soldiers, nymphs.

TYPE LOCALITY: Iran: Gurgan, Tappay Mirza Biayl.

- Raven and Akhtar, 1998: 9–26 • *Anacanthotermes gurganiensis*; nomen nudum; feeding; ecology; distribution. Iran.

🌐 DISTRIBUTION: Palaearctic Region—Iran.

Anacanthotermes iranicus Raven and Akhtar, 1993

Anacanthotermes iranicus Raven and Akhtar, 1993: 555–559 (soldier).

TYPE DATA: Holotype: ZUPL soldier. Paratype(s): ZUPL soldiers.

TYPE LOCALITY: Iran: Gona-Abad, Lut-Amrani .

- Akhtar and Ahson, 1998: 174, fig. 4 • *Anacanthotermes iranicus*; digestive tube, enteric valve described and figured.
- Raven and Akhtar, 1998: 9–26 • *Anacanthotermes iranicus*; feeding; ecology; distribution. Iran [incorrectly listed as n. sp.].
- Raven and Akhtar, 1999a: 66 • *Anacanthotermes iranicus*; distribution. Iran.

🌐 DISTRIBUTION: Palaearctic Region—Iran.

Anacanthotermes macrocephalus (Desneux, 1906)

Hodotermes macrocephalus Desneux, 1906a: 344–348 (imago, soldier, worker).

TYPE DATA: Syntypes: AMNH imago, soldier, workers, RIB imago, soldier, worker.

TYPE LOCALITY: Pakistan: Sind: Karachi.

- Holmgren, 1911a: 43, pl. 1: fig. 10 • *Hodotermes* (*Anacanthotermes*) *macrocephalus*; soldier figured. India.
- Holmgren, 1913c: 35–36, pl. 1: fig. 2 • *Hodotermes* (*Anacanthotermes*) *macrocephalus*; imago, soldier, worker described; soldier figured. Pakistan.
- Bugnion, 1913d: 167 • *Hodotermes macrocephalus*; antennal articles. India.
- Holmgren and Holmgren, 1917: 139 • *Hodotermes* (*Anacanthotermes*) *macrocephalus*; locality. India.
- Kirby, 1932: 388 • *Anacanthotermes macrocephalus*; protozoa; new combination.

- Margabandhu, 1934: 701 • *Hodotermes (Anacanthotermes) macrocephalus*; annotated reference list.
- Kirby, 1944: 186 • *Hodotermes (Anacanthotermes) macrocephalus*; protozoa.
- Snyder, 1949a: 62 • *Anacanthotermes macrocephalus*; catalog; reference list. India.
- Lal and Menon, 1953: 3 • *Hodotermes macrocephalus*; catalog; systematic and biological reference list. India; Pakistan [Sri Lanka doubtful].
- Roonwal and Pant, 1953: 46 • *Anacanthotermes macrocephalus*; collection catalog. India.
- Ahmad, 1955b: 210–212, figs. 6, 7 • *Anacanthotermes macrocephalus*; imago, soldier described and figured; distribution. Pakistan.
- Ahmad, 1958: 58 • *Anacanthotermes macrocephalus*; key.
- Mathur and Sen-Sarma, 1958b: 241 • *Anacanthotermes macrocephalus*; key; comparisons.
- Weidner, 1960a: 56, 66, 67, fig. 1 • *Anacanthotermes macrocephalus*; synonymy; imago, soldier described; soldier figured; key; distribution. Pakistan.
- Harris, 1961a: 103, 107, 181 • *Anacanthotermes macrocephalus*; damage; distribution; also as *Hodotermes macrocephalus*; damage; distribution.
- Ahmad, 1962: 67 • *Anacanthotermes macrocephalus*; distribution. Pakistan.
- Gupta, 1962a: 169–194 • *Anacanthotermes macrocephalus*; soldier morphology.
- Gupta, 1962b: 195–222 • *Anacanthotermes macrocephalus*; imago, worker morphology.
- Mathur and Thapa, 1962a: 4 • *Anacanthotermes macrocephalus*; collection catalog. India; Pakistan.
- Roonwal and Bose, 1964a: 4, 5, 9–12, figs. 1–3 • *Anacanthotermes macrocephalus*; imago, soldier described and figured; distribution. Afghanistan; India; Pakistan.
- Harris, 1967b: 212, 214 • *Anacanthotermes macrocephalus*; comparisons.
- Roonwal and Bose, 1969: 438, 445, pl. 1: figs. 1–3 • *Anacanthotermes macrocephalus*; key; soldier figured; distribution.
- Roonwal, 1970c: 330–331, fig. 1 • *Anacanthotermes macrocephalus*; nest figured; biology; distribution.
- Roonwal, 1970b: fig. 11b • *Anacanthotermes macrocephalus*; imago eye figured.
- Roonwal and Rathore, 1972: 92–110 • *Anacanthotermes macrocephalus*; sex ratio; sexual dimorphism; body weight.
- Awasthi, 1973: 75–81 • *Anacanthotermes macrocephalus*; neuroendocrines.
- Akhtar, 1974a: 41, 43, 44 • *Anacanthotermes macrocephalus*; comparisons.
- Akhtar, 1974b: 101 • *Anacanthotermes macrocephalus*; distribution. Afghanistan; India; Pakistan.
- Roonwal, 1974a: 156–159, fig. 3 • *Anacanthotermes macrocephalus*; tibial spurs described and figured. India.
- Sen-Sarma, 1974: 424, 451 • *Anacanthotermes macrocephalus*; ecology and biogeography. India.
- Roonwal, 1975a: 45 • *Anacanthotermes macrocephalus*; egg measurements.
- Roonwal and Rathore, 1975b: 329–338 • *Anacanthotermes macrocephalus*; swarming; egg laying and hatching.
- Roonwal, 1975g: 397, 399, 400–401, fig. 16.2 • *Anacanthotermes macrocephalus*; key; imago, soldier described and figured; ecology; distribution.
- Roonwal, 1975f: 403, 406, 409 • *Anacanthotermes macrocephalus*; sex ratios; sexual dimorphism.
- Roonwal, 1975e: 424–440 • *Anacanthotermes macrocephalus*; nest biology; distribution. Afghanistan; India; Pakistan.
- Roonwal, 1976: 464, 466–469, 472–473, 475–476, 478–483, fig. 9b • *Anacanthotermes macrocephalus*; soldier head figured; ecology; biology; distribution. India.
- Roonwal and Verma, 1977b: 433 • *Anacanthotermes macrocephalus*; remarks; distribution. Afghanistan; India; Pakistan.
- Roonwal, 1977d: 39 • *Anacanthotermes macrocephalus*; wing microsculpturing.
- Mathot, 1978: 58 • *Anacanthotermes macrocephalus*; collection catalog; types listed.
- Roonwal and Bose, 1978: 321–322, 328 • *Anacanthotermes macrocephalus*; ecology; biology; distribution.
- Roonwal and Rathore, 1978b: 221, 226–228, fig. 7 • *Anacanthotermes macrocephalus*; wing microsculpturing.
- Akhtar, 1979b: 162 • *Anacanthotermes macrocephalus*; key.

- Chhotani and Bose, 1979b: 20–21 • *Anacanthotermes macrocephalus*; nesting behavior and nests. India.
- Roonwal and Rathore, 1979: 2–4, 16, figs. 1–3 • *Anacanthotermes macrocephalus*; egg morphology.
- Roonwal et al., 1979a: 123 • *Anacanthotermes macrocephalus*; wing microsculpturing.
- Yamin, 1979: 24 • *Anacanthotermes macrocephalus*; protozoa.
- Parihar, 1980: 500–502, fig. 1 • *Anacanthotermes macrocephalus*; nest construction; foraging; population density. India: Rajasthan.
- Thakur, 1980b: 116, 121, 123, 125, fig. 2 • *Anacanthotermes macrocephalus*; soldier figured; ecology; distribution. Afghanistan; India.
- Thakur and Sen-Sarma, 1980c: 12 • *Anacanthotermes macrocephalus*; damage.
- Afzal, 1982: 245–257, figs. 1–7 • *Anacanthotermes macrocephalus*; nest described and figured. Pakistan.
- Roonwal and Rathore, 1982: 324, 341, fig. 2 • *Anacanthotermes macrocephalus*; wing measurements; wing microsculpturing.
- Sen-Sarma, 1982: 142–146 • *Anacanthotermes macrocephalus*; damage. Oriental Region.
- Chhotani and Bose, 1983: 123 • *Anacanthotermes macrocephalus*; distribution. Oriental and Palaearctic Regions.
- Roonwal, 1984: 14 • *Anacanthotermes macrocephalus*; caudal abdominal sternites described.
- Weidner, 1984: 5, fig. 8 • *Anacanthotermes macrocephalus*; distribution map.
- Chhotani, 1985: 89 • *Anacanthotermes macrocephalus*; distribution and zoogeography. Afghanistan; India; Pakistan.
- Thakur, 1985: 26, 27 • *Anacanthotermes macrocephalus*; swarming; biology; locality.
- Ahmad, 1986: 16 • *Anacanthotermes macrocephalus*; distribution. Pakistan: Baluchistan, Punjab, Sind.
- Jones et al., 1988: 102–103 • *Anacanthotermes macrocephalus*; biology; dispersal flight; sex ratios.
- Roonwal and Bose, 1988: 4, 7–36, figs. 5–20 • *Anacanthotermes macrocephalus*; synonymy; key; imago, soldier, worker described and figured; nest; biology; development; protozoa; distribution. Afghanistan; India; Pakistan.
- Roonwal and Verma, 1988: figs. 2C–E • *Anacanthotermes macrocephalus*; tibial spurs figured.
- Roonwal and Chhotani, 1989: 22, 29, 40, 79, 88, 147–155, figs. 3, 8C, 10A, 11, 17C–E, 20A, 45B, 52, 82–86] *Anacanthotermes macrocephalus*; imago, soldier, worker described and figured; synonymy; key. Afghanistan; India; Pakistan.
- Thakur (R.K.), 1989: 12, fig. 4 • *Anacanthotermes macrocephalus*; synonymy; soldier measurements and figure; distribution. Afghanistan; India; Pakistan.
- Kumar and Thakur, 1990d: 49–50 • *Anacanthotermes macrocephalus*; foraging; polyethism.
- Thakur (R.K.), 1991: 7, 11–12, 24, 34 • *Anacanthotermes macrocephalus*; ecology; biology; damage; distribution. Afghanistan; India; Pakistan.
- Thakur, 1994: 457 • *Anacanthotermes macrocephalus*; ecology; distribution.
- Verma, 1995b: 45 • *Anacanthotermes macrocephalus*; damage; distribution.
- Verma, 1995a: 22, 26, 27 • *Anacanthotermes macrocephalus*; synonymy; key; distribution. India; Pakistan.
- Verma and Purohit, 1996: 237 • *Anacanthotermes macrocephalus*; listed. India: Rajasthan.
- Rathore, 1996: 172 • *Anacanthotermes macrocephalus*; ecology; distribution. India.
- Ahmad and Akhtar, 2002: 11 • *Anacanthotermes macrocephalus*; catalog. India; Iran; Pakistan.
- Ghayourfar, 2002a: 21 • *Anacanthotermes macrocephalus*; distribution. Iran.
- Rathore and Tak, 2004a: 49 • *Anacanthotermes macrocephalus*; synonymy; soldier, worker described; distribution. Afghanistan; India; Pakistan.
- Rathore and Tak, 2004b: 71 • *Anacanthotermes macrocephalus*; distribution. Afghanistan; India: Gujarat, Rajasthan; Pakistan: Baluchistan, Punjab, Sind.
- Rathore and Bhattacharyya, 2004: 17, 64, pl. 1: fig. 6 • *Anacanthotermes macrocephalus*; checklist; soldier figured; distribution. Afghanistan; India; Pakistan.
- Belyaeva and Dovgobrod, 2006: 504, fig. 3d • *Anacanthotermes macrocephalus*; female genitalia described and figured.

Anacanthotermes peshawarensis Akhtar, 1974a: 40–44 (imago, soldier) [misspelled as *peshwarensis* in species title].

TYPE DATA: Holotype: ZUPL soldier. Paratype(s): ZUPL imago, soldier, AMNH imago.

TYPE LOCALITY: Pakistan: Peshawar.

- Chaudhry et al., 1972: 10 • *Anacanthotermes peshawarensis*; nomen nudum; biology; distribution. Pakistan.
- Akhtar, 1974b: 101 • *Anacanthotermes peshawarensis*; distribution. Pakistan.
- Akhtar, 1979b: 162 • *Anacanthotermes peshawarensis*; key.
- Weidner, 1984: 5, fig. 8 • *Anacanthotermes peshawarensis*; distribution map.
- Chhotani, 1985: 89 • *Anacanthotermes peshawarensis*; distribution and zoogeography. Pakistan.
- Ahmad, 1986: 16 • *Anacanthotermes peshawarensis*; distribution. Pakistan: North West Frontier Province.
- Roonwal and Bose, 1988: 9 • *Anacanthotermes peshawarensis*; synonymized with *macrocephalus*.
- Ahmad and Akhtar, 2002: 11 • *Anacanthotermes peshawarensis*; catalog. Pakistan.

🌐 DISTRIBUTION: Oriental Region—India: Gujarat, Punjab, Rajasthan; Pakistan. ♦ Palaeartic Region—Afghanistan; Iran; Pakistan: Baluchistan.

Anacanthotermes murgabicus (Vasiljev, 1911)

Hodotermes murgabicus Vasiljev, 1911b: 268 (soldier, worker).

TYPE DATA: Syntypes: ZIL soldiers, workers.

TYPE LOCALITY: Turkmenistan [Transcaspia]: Kreise Merv von Transkaspien: River Murgab near Schleuse Kazyhly-Beut.

- Kirby, 1941: 31 • *Anacanthotermes murgabicus*; protozoa; new combination.
- Kirby, 1944: 186 • *Hodotermes (Anacanthotermes) murgabicus*; protozoa.
- Snyder, 1949a: 62 • *Anacanthotermes murgabicus*; catalog; reference list. Middle Asia: Transcaspia.
- Luppova, 1958: 86, 102 • *Anacanthotermes murgabicus*; listed; remarks.
- Weidner, 1960a: 45 • *Anacanthotermes murgabicus*; map. Turkmenistan.
- Luppova, 1962: 20 • *Anacanthotermes murgabicus*; doubtful species suggested; specimens from Murgab valley = *A. turkestanicus*.
- Steinberg, 1962: 13 • *Anacanthotermes murgabicus*; discussion.
- Harris, 1970b: 302 • *Anacanthotermes murgabicus*; distribution.
- Belyaeva and Zhuzhikov, 1974: 8, 9, 10 • *Anacanthotermes murgabicus*; listed; remarks.
- Yamin, 1979: 24–25 • *Anacanthotermes murgabicus*; protozoa.

🌐 DISTRIBUTION: Palaeartic Region—Turkmenistan.

Anacanthotermes ochraceus (Burmeister, 1839)

Termes ochraceus Burmeister, 1839: 765 (imago).

TYPE DATA: Lectotype: RIB imago Paralectotypes: ZMB imago Egypt, MCZ No. 10108 imagoes.

LECTOTYPE DESIGNATION: Mathot, 1979: 9 [inadvertent selection by inference of “holotype” (ICZN, 1999, art. 74.6)].

TYPE LOCALITY: Egypt.

- Savigny, 1809: 194, figs. 11, 12 • *Termes* sp.; remarks. Egypt.
- Savigny, 1817: 105, pl. 2: fig. 11 • *Termes* sp.; larvae figured. Egypt.
- Rambur, 1842: 303 • *Termes ochraceus*; imago described; synonymy.

- Heer, 1849b: 23 • *Termes ochraceus*; discussion.
- Joly, 1849: pl. 1: fig. 12 • *Termes ochraceus*; worker figured.
- Walker, 1853: 507 • *Termes ochraceus*; imago described; synonymy; distribution.
- Goldenberg, 1854: 28 • “G.” [sic for *Termes*] *ochraceus*; discussion.
- Hagen, 1855: 287–288, 291, 298, 305 • *Termes ochraceus*; discussion.
- Pictet-Baraban and Hagen, 1856: 49 • *Termes ochraceus*; discussion.
- Hagen, 1858b: 13 • *Hodotermes (Hodotermes) ochraceus*; imago described; synonymy; distribution; new combination. Egypt.
- Hagen, 1858c: 85–88, 241, pl. 1: fig. 9, pl. 2: fig. 3, pl. 3: figs. 7, 42 • *Hodotermes ochraceus*; imago, soldier, worker described and figured; synonymy; distribution. Egypt.
- Hagen, 1862a: 59, 87, 88 • *Hodotermes ochraceus*; also as *Termes ochraceus*; discussion.
- Girard, 1879: 272 • *Hodotermes ochraceus*; discussion.
- Sjöstedt, 1900b: 24, 29–31, 218, 221, 235 • *Hodotermes ochraceus*; imago, soldier, worker described; key; distribution. Egypt.
- Desneux, 1902: 436 • *Hodotermes ochraceus*; distribution. Egypt; Sudan; Tunisia.
- Sjöstedt, 1904: 6–8, pl. 1: figs. B1, B2 • *Hodotermes ochraceus*; key; soldier figured.
- Desneux, 1904b: 17, pl. 1: figs. 4a–d • *Hodotermes ochraceus*; imago, soldier, worker figured; reference list. “Afrique septentrionale.”
- Jacobson, 1905: 77, 78 • *Hodotermes (Anacanthotermes) ochraceus*; key [placement in the new subgenus *Anacanthotermes* not stated but implied in remarks on page 75 and in key].
- Holmgren, 1909b: 120–124, 125, 158, 168, fig. 51 • *Hodotermes ochraceus*; anatomy; forewing, gut figured.
- Holmgren, 1911a: 43 • *Hodotermes (Anacanthotermes) ochraceus*; listed. Africa.
- Silvestri, 1911: 105 • *Hodotermes ochraceus*; distribution. Tunisia.
- Cockerell, 1913: 6–7 • *Hodotermes ochraceus*; discussion.
- Desneux, 1915: 5 • *Hodotermes ochraceus* [reference to Rambur’s type incorrect]; locality. Egypt.
- Fuller, 1921: 32 • *Hodotermes ochraceus*; designated as type species.
- Hegg, 1922: 69, 239, 681 • *Hodotermes ochraceus*; biology; reference list; distribution.
- Sjöstedt, 1926d: 11, 21–22 • *Anacanthotermes ochraceus*; imago, soldier characters; reference list; key; biology; locality; new combination. Egypt; Tunisia.
- Pongrácz, 1926: pl. 4: fig. c • *Hodotermes ochraceus*; imago wing figured.
- Sjöstedt, 1926e: 71 • *Anacanthotermes ochraceus*; locality. Sudan.
- Pongrácz, 1928: fig. 10a • *Hodotermes ochraceus*; imago wing figured.
- Kemner, 1932b: 87 • *Anacanthotermes ?ochraceus* distribution. Algeria; Egypt: Sinai; Tunisia.
- Sjöstedt, 1935: 106 • *Anacanthotermes ochraceus*; comparisons.
- Browman, 1935: 120, 122, figs. 7, 8 • *Hodotermes (Anacanthotermes) ochraceus*; female genitalia described and figured.
- Capra, 1935: 46 • *Anacanthotermes ochraceus*; locality. Libya.
- Scortecci, 1936: 1, 8–10, fig. 5 • *Hodotermes (Anacanthotermes) ochraceus*; nest described and figured; biology; distribution. Libya.
- Hare, 1937: 467, 479, pl. 6: fig. 4 • *Hodotermes (Anacanthotermes) ochraceus*; imago/worker, soldier mandibles measured and figured.
- Jucci, 1937: 302, 304 • *Hodotermes ochraceus* [sic]; biology; distribution.
- Silvestri, 1938: 65, 70–72 • *Hodotermes (Anacanthotermes) ochraceus*; locality. Libya.
- Statz, 1939: 38 • *Hodotermes ochraceus*; discussion.
- Menozzi, 1940: 248, 250 • *Hodotermes (Anacanthotermes) ochraceus*; remarks; locality. Libya.
- Armbruster, 1941: 17 • *Hodotermes ochraceus*; listed.
- Kirby, 1941: 31 • *Anacanthotermes ochraceus*; protozoa.
- Kirby, 1942b: 220 • *Anacanthotermes ochraceus*; protozoa.
- Kirby, 1944: 186, 245 • *Anacanthotermes ochraceus*; protozoa.
- Bernard, 1948: 186, 187, 188, 190 • *Hodotermes (Anacanthotermes) ochraceus*; also as *Hodotermes ochraceus*; biology; ecology; distribution. Libya.
- Snyder, 1949a: 62–63 • *Anacanthotermes ochraceus*; catalog; reference list; synonymy. Algeria; Egypt; Libya; Palestine; Tunisia.

- Kirby, 1949b: 380, 381 • *Anacanthotermes ochraceus*; protozoa.
- Ahmad, 1950: 81, fig. 6 • *Anacanthotermes ochraceus*; worker mandibles figured.
- Clément, 1954: 194–198 • *Anacanthotermes ochraceus*; nest; biology. Algeria.
- Harris, 1954a: 127 • *Anacanthotermes ochraceus*; listed.
- Clément, 1956b: 148–153 • *Anacanthotermes ochraceus*; colony development.
- Clément, 1956a: 98–103 • *Anacanthotermes ochraceus*; biology; swarming; ecology.
- Harris, 1957c: 421, 422 • *Anacanthotermes ochraceus*; biology; ecology; distribution. Algeria; Egypt; Saudi Arabia; Tunisia; Yemen: South Yemen: Aden.
- Zuberi, 1960: 3506–3508 • *Anacanthotermes ochraceus*; brain morphology.
- Harris, 1961a: 49, 58, fig. 16 • *Anacanthotermes ochraceus*; worker figured; distribution.
- Mathur and Thapa, 1962a: 4 • *Anacanthotermes ochraceus*; collection catalog. Egypt; Tunisia.
- Springhetti and Oddone, 1962b: 318–321, figs. 13–18 • *Anacanthotermes ochraceus*; male reproductive organs.
- Bernardini-Mosconi, 1964: 72–78 • *Anacanthotermes ochraceus*; prothoracic and ventral glands.
- Springhetti, 1964b: 213, 217 • *Anacanthotermes ochraceus*; seminal vesicles.
- Harris, 1966b: 4 • *Anacanthotermes ochraceus*; ecology; locality. Libya.
- Harris, 1967a: 80, 81, 82, 83, 84–85, figs. 1, 3 • *Anacanthotermes ochraceus*; imago, soldier, worker described; key; distribution. Algeria; Egypt; Libya; Saudi Arabia.
- Boyer, 1968: 395–406 • *Anacanthotermes ochraceus*; nest; ecology. Algeria.
- Harris, 1968c: 2, 9, fig. 2 • *Anacanthotermes ochraceus*; soldier figured; biology; locality. Sudan.
- Harris, 1970b: 301, 303, 304–305, fig. 3 • *Anacanthotermes ochraceus*; nest; biology; swarming; distribution.
- Kaschef and El-Sherif, 1971: 228, 229, 230 • *Anacanthotermes ochraceus*; distribution. Egypt.
- Morimoto, 1975b: 14, fig. 21 • *Anacanthotermes ochraceus*; soldier figured.
- Móczár, 1976: 107, 108, 109, figs. 1–4 • *Anacanthotermes ochraceus*; soldier, nest figured; biology; locality. Egypt.
- Williams, 1977: 122 • *Anacanthotermes ochraceus*; pest; ecology; distribution by vegetation zones.
- Chhotani and Bose, 1979a: 75 • *Anacanthotermes ochraceus*; discussion. Saudi Arabia.
- Mathot, 1979: 9 • *Anacanthotermes ochraceus*; collection catalog; types listed.
- Yamin, 1979: 25 • *Anacanthotermes ochraceus*; protozoa.
- Hafez, 1980: 148 • *Anacanthotermes ochraceus*; distribution. Egypt.
- Hosny and Said, 1980a: 101–114 • *Anacanthotermes ochraceus*; nest described and figured.
- Hosny and Said, 1980b: 133–146 • *Anacanthotermes ochraceus*; biology; ecology.
- Johnson and Wood, 1980: 270–293 • *Anacanthotermes ochraceus*; checklist; ecology; distribution.
- Kaschef and El-Sherif, 1980: 127–132 • *Anacanthotermes ochraceus*; damage; distribution. Egypt.
- Zidan et al., 1980: 295–305 • *Anacanthotermes ochraceus*; flight records; distribution. Egypt.
- Chhotani and Bose, 1982: 74 • *Anacanthotermes ochraceus*; discussion. Saudi Arabia.
- Badawi et al., 1982: 259 • *Anacanthotermes ochraceus*; distribution. Saudi Arabia.
- Chhotani and Bose, 1983: 123 • *Anacanthotermes ochraceus*; distribution. Arabian Peninsula.
- Badawi et al., 1984a: 253–261 • *Anacanthotermes ochraceus*; ecology. Saudi Arabia.
- Roonwal, 1984: 14 • *Anacanthotermes ochraceus*; caudal abdominal sternites described.
- Weidner, 1984: 1–7, figs. 1–8 • *Anacanthotermes ochraceus*; soldier, worker, nest figured; discussion; biology; distribution. North Africa; Oman; Saudi Arabia.
- Chhotani and Bose, 1986: 123 • *Anacanthotermes ochraceus*; material listed. Saudi Arabia.
- Badawi et al., 1986a: 416, 418 • *Anacanthotermes ochraceus*; distribution. Saudi Arabia.
- Al-Kady et al., 1987: 186, 187, 193 • *Anacanthotermes ochraceus*; listed; key; distribution. Saudi Arabia.
- Chhotani, 1988: 363 • *Anacanthotermes ochraceus*; discussion. Oman.
- Kugler, 1988: 270 • *Anacanthotermes ochraceus*; distribution. Israel.
- Cowie, 1989a: 159, 162, table 1 • *Anacanthotermes ochraceus*; checklist; biogeography; distribution. Kuwait; Oman; Qatar; Saudi Arabia; South Yemen.
- Chhotani and Bose, 1991: 261–262 • *Anacanthotermes ochraceus*; key. Saudi Arabia.
- El-Sebay, 1993: 47–54 • *Anacanthotermes ochraceus*; ecology; foraging. Egypt.

- Noirot, 1995b: 197–226 • *Anacanthotermes ochraceus*; gut morphology.
- Akhtar and Ahson, 1998: 173–174, figs. 1–3 • *Anacanthotermes ochraceus*; digestive tube, enteric valve described and figured [misspelled as *ochracus* in caption to fig. 3].
- Sands, 1998: 67 • *Anacanthotermes ochraceus*; distribution. Algeria; Egypt; Saudi Arabia.
- Faragalla, 2002: 203 • *Anacanthotermes ochraceus*; checklist; ecozoogeography. Saudi Arabia.

Anacanthotermes tunisiensis Sjöstedt, 1935: 106–107 (imago, soldier, worker).

TYPE DATA: Holotype: MNHP soldier. Paratype(s): NHRM soldier, imago.

TYPE LOCALITY: Tunisia: Tunis, Bou-Hedma.

- Snyder, 1949a: 62 • *Anacanthotermes tunisiensis*; synonymized with *ochraceus*.

🌐 DISTRIBUTION: Ethiopian Region—Sudan; Yemen: South Yemen: Aden. ♦ Palearctic Region—Algeria; Egypt; Israel; Kuwait; Libya; Morocco; Oman; Qatar; Saudi Arabia; Tunisia; Western Sahara.

Anacanthotermes saudiensis Chhotani and Bose, 1982

Anacanthotermes saudiensis Chhotani and Bose, 1982: 74–77 (imago, worker), figs. 1, 2.

TYPE DATA: Holotype: NHMB imago. Paratype(s): NHMB imagoes, workers, ZSI imagoes, workers.

TYPE LOCALITY: Saudi Arabia: Jebel Banban [approximately 25°29'N, 47°10'E].

- Chhotani and Bose, 1983: 123, 127 • *Anacanthotermes saudiensis*; distribution. Arabian Peninsula.
- Chhotani and Bose, 1986: 123 • *Anacanthotermes saudiensis*; material listed. Saudi Arabia.
- Badawi et al., 1986a: 416, 418 • *Anacanthotermes saudiensis*; distribution. Saudi Arabia.
- Chhotani, 1988: 363–365, figs. 1–3 • *Anacanthotermes saudiensis*; soldier described and figured; affinities; distribution. Oman.
- Cowie, 1989a: 160, 162, table 1 • *Anacanthotermes saudiensis*; checklist; biogeography; distribution. Saudi Arabia.
- Chhotani and Bose, 1991: 257, 261–262 • *Anacanthotermes saudiensis*; distribution; key. Saudi Arabia.

🌐 DISTRIBUTION: Palearctic Region—Saudi Arabia.

Anacanthotermes septentrionalis (Jacobson, 1905)

Hodotermes (*Anacanthotermes*) *vagans septentrionalis* Jacobson, 1905: 65–67, 77, 96–103 (imago, soldier, worker) [placement in the new subgenus *Anacanthotermes* not stated in the species heading but implied in remarks on page 75 and in key].

TYPE DATA: Syntypes: AMNH imago (“Central Asia”: Kopet-Dagh), AMNH imago (Iran: Chosassan, between Kerat and Sengun).

TYPE LOCALITIES: Turkmenistan (“Central Asia”: Transcaspia): Geok-Tepe, Serachs, Akar-Tscheschmè (on River Tedshen), Kopet-dagh, Mulla-Kara, station Perwal; Iran (N. Persia): Chosassan, between Kerat and Sengun.

- Desneux, 1904b: 17 • *Hodotermes vagans* subsp. *septentrionalis*; reference list. Iran; Transcaspia [Turkmenistan].
- Holmgren, 1911a: 43 • *Hodotermes* (*Anacanthotermes*) *vagans* subsp. *septentrionalis*; listed. Transcaspia [Turkmenistan].
- Snyder, 1949a: 63 • *Anacanthotermes vagans* subsp. *septentrionalis*; catalog. Iran; Turkmenistan.

- Luppova, 1958: 86, 102, 103, 136, 139 • *Anacanthotermes vagans septentrionalis*; listed; remarks.
- Weidner, 1958: 10–12, figs. 1, 2 • *Anacanthotermes vagans septentrionalis*; locality. Iraq.
- Weidner, 1960a: 53–56, fig. 6 • *Anacanthotermes septentrionalis*; synonymy; imago, soldier described; soldier figured; key; raised to species rank; distribution. Afghanistan; Iran; Turkmenistan.
- Luppova, 1962: 19, 20 • *Anacanthotermes vagans septentrionalis*; discussion.
- Harris, 1967b: 212–214 • *Anacanthotermes septentrionalis*; imago, soldier measurements; distribution; following Weidner, 1960, *septentrionalis* given species rank; distribution. Afghanistan; Iran; Turkmenistan.
- Harris, 1970b: 301, 302, 304 • *Anacanthotermes septentrionalis*; biology; damage; distribution.
- Chaudhry et al., 1972: 11 • *Anacanthotermes vagans septentrionalis*; synonymized with *vagans*.
- Belyaeva and Zhuzhikov, 1974: 8, 11, 12, 14, 18, 19 • *Anacanthotermes septentrionalis*; characters; map; remarks; distribution.
- Weidner, 1984: 4, fig. 8 • *Anacanthotermes septentrionalis*; distribution map.

🌐 DISTRIBUTION: Palaearctic Region—Afghanistan; Iran; Turkmenistan.

Anacanthotermes sawensis Al-Alawy, Abdul-Rassoul, and Al-Azawi, 1990

Anacanthotermes sawensis Al-Alawy et al., 1980: 27–29 (soldier, worker).

TYPE DATA: Holotype: INHM soldier. Paratype(s): INHM soldiers, ZSI soldier, workers.

TYPE LOCALITY: Iraq: Al-Mothana (Smawa), near Sawa Lake.

🌐 DISTRIBUTION: Palaearctic Region—Iraq.

Anacanthotermes turkestanicus (Jacobson, 1905)

Hodotermes (*Anacanthotermes*) *turkestanicus* Jacobson, 1905: 61–65, 77 (imago, soldier, worker), figs 1–4 [placement in the new subgenus *Anacanthotermes* not stated in the species heading but implied in remarks on page 75 and in key].

TYPE DATA: Syntypes: AMNH imagoes, soldiers, workers, NHMM imago, soldier, worker.

TYPE LOCALITY: Kazakhstan [Turkestan]: Hungersteppe: station Golodnaja Stepj.

- Desneux, 1904b: 15, 17, figs. 5–6 • *Hodotermes turkestanicus*; imago abdomen figured; reference list. “Turkestan.”
- Holmgren, 1909b: 98, fig. 34 • *Hodotermes turkestanicus*; anatomy; imago mandible figured.
- Holmgren, 1911a: 14, 43, fig. 1, pl. 3: fig. 3 • *Hodotermes* (*Anacanthotermes*) *turkestanicus*; worker mandible, wing figured; possibly same species as *vagans*. Turkmenistan.
- Vasiljev, 1911: 243–245 • *Hodotermes turkestanicus*; imago described; biology. Turkmenistan.
- Cockerell, 1913: 8 • *Hodotermes turkestanicus*; discussion.
- Pongrácz, 1928: fig. 10b • *Hodotermes turkestanicus*; imago wing figured.
- Martynov, 1937: 102, 116, figs. 9, 16 • *Hodotermes turkestanicus*; imago wing figured.
- Kirby, 1944: 239 • *Anacanthotermes turkestanicus*; protozoa.
- Snyder, 1949a: 63 • *Anacanthotermes turkestanicus*; catalog; reference list; new combination. Turkmenistan.
- Luppova, 1953b: 142–156 • *Anacanthotermes turkestanicus*; biology; distribution.
- Luppova, 1958: 85, 86, 92, 104, 105–106, 114, 132 ff., figs. 5, 6, 8, 9 • *Anacanthotermes turkestanicus*; imago, soldier described and figured; key; biology; nests; ecology. Turkmenistan.
- Weidner 1958: 8 • *Anacanthotermes turkestanicus*; remarks on validity.
- Ghilarov, 1962: 132–134 • *Anacanthotermes turkestanicus*; distribution. “USSR.”
- Luppova, 1962: 19, 20 • *Anacanthotermes turkestanicus*; specimens from Ashkabad not *A. vagans septentrionalis*, as mentioned by Vasiljev, but *turkestanicus*.

- Steinberg, 1962: 12 • *Anacanthotermes turkestanicus*; discussion. Central Asia.
- Harris, 1967a: 81 • *Anacanthotermes turkestanicus*; comparisons.
- Van Boven, 1969a: 39 • *Anacanthotermes turkestanicus*; types listed.
- Harris, 1970b: 302, 305 • *Anacanthotermes turkestanicus*; biology; distribution.
- Luppova, 1973: 16, 20 • *Anacanthotermes turkestanicus*; distribution.
- Belyaeva and Zhuzhikov, 1974: 8–21, 28, 29, map • *Anacanthotermes turkestanicus*; key; characters; map; distribution.
- Mathot, 1979: 14 • *Anacanthotermes turkestanicus*; collection catalog; types listed.
- Yamin, 1979: 25 • *Anacanthotermes turkestanicus*; protozoa.
- Weidner, 1984: 5, fig. 8 • *Anacanthotermes turkestanicus* [sic]; distribution map.
- Esmaeili and Ghayourfar, 1992: 243 • *Anacanthotermes ?turkestanicus*; distribution. Iran.
- Ghayourfar, 1996: 12–13, 40–51, fig. 4 • *Anacanthotermes turkestanicus*; major, minor soldier measurements and figure; distribution. Iran.
- Ravan and Akhtar, 1999a: 66 • *Anacanthotermes turkestanicus*; distribution. Iran.
- Ghayourfar, 2000b: 98, 99, 100 • *Anacanthotermes turkestanicus*; measurements; comparisons. Iran.
- Abdullaev et al., 2002: 605–614 • *Anacanthotermes turkestanicus*; biology; distribution. Uzbekistan.
- Ghayourfar, 2005d: 61 • *Anacanthotermes turkestanicus*; listed; distribution. Iran.
- Belyaeva and Dovgobrod, 2006: 504, fig. 3b • *Anacanthotermes turkestanicus*; female genitalia described and figured.
- Khamraev et al., 2008: 685–696 • *Anacanthotermes turkestanicus*; trail pheromone; sternal gland; bioassays.

🌐 DISTRIBUTION: Palaearctic Region—Iran; Kazakhstan; Tadjikistan; Turkmenistan; Uzbekistan.

Anacanthotermes ubachi (Navás, 1911)

Hodotermes ubachi Navás, 1911: 120 (imago).

TYPE DATA: Syntypes (depository unknown): imagoes.

TYPE LOCALITY: Palestine [Jordan or Israel]: Cercanías del Mar Muerto, vicinity of Dead Sea.

- Griffin, 1940: 64 • *Hodotermes ubachi*; original description from Navás article reproduced.
- Snyder, 1949a: 63 • *Anacanthotermes ubachi*; catalog; new combination. Palestine.
- Weidner, 1960a: 48–49; pl. 2: fig. 2 • *Anacanthotermes ubachi*; synonymy; imago described and figured; key; distribution. Iraq; Palestine; Syria.
- Harris, 1967b: 214 • *Anacanthotermes ubachi*; listed.
- Harris, 1967a: 79, 80, 81–83, figs. 2, 3 • *Anacanthotermes ubachi*; reference list; soldier, worker described and figured; key; distribution. Iraq; Israel; Jordan; Turkey.
- Harris, 1970b: 301 • *Anacanthotermes ubachi*; distribution.
- Weidner, 1972: 295 • *Anacanthotermes ubachi*; locality. Turkey.
- Badawi et al., 1982: 259 • *Anacanthotermes ubachi*; distribution. Saudi Arabia.
- Weidner, 1984: 5, fig. 8 • *Anacanthotermes ubachi*; distribution map.
- Badawi et al., 1986a: 416, 418 • *Anacanthotermes ubachi*; distribution. Saudi Arabia.
- Al-Kady et al., 1987: 186, 193 • *Anacanthotermes ubachi*; listed; key; distribution. Saudi Arabia.
- Kugler, 1988: 270 • *Anacanthotermes ubachi*; distribution. Israel.
- Cowie, 1989a: 160, 162, table 1 • *Anacanthotermes ubachi*; checklist; biogeography; distribution. Saudi Arabia.
- Chhotani and Bose, 1991: 257, 261–262 • *Anacanthotermes ubachi*; distribution; affinities; key. Saudi Arabia.
- Sands, 1998: 67 • *Anacanthotermes ubachi*; distribution. Iraq; Turkey.
- Faragalla, 2002: 203 • *Anacanthotermes ubachi*; checklist; ecozoogeography. Saudi Arabia.

🌐 DISTRIBUTION: Palaearctic Region—Iraq; Israel; Jordan; Saudi Arabia; Turkey.

Anacanthotermes vagans (Hagen, 1858)*Hodotermes vagans* Hagen, 1858c: 88–90, 240 (imago, worker), pl. 2: figs. 18–19.

TYPE DATA: Syntype: NHMW imago [Weidner, 1958: 6 and Roonwal and Bose, 1988b mention the presence of the holotype in the Naturhistorisches Museum, Wien, MCZ No. 197 imago.

TYPE LOCALITY: Iran: Shiraz, “Karak Island,” Persian Gulf.

- Hagen, 1858b: 13 • *Hodotermes (Hodotermes) vagans*; imago described; synonymy; distribution. Iran.
- Girard, 1879: 272 • *Hodotermes vagans*; discussion.
- Czerwinski, 1901: 2 • *Hodotermes vagans*; collection catalog. Iran.
- Desneux, 1904b: 17 • *Hodotermes vagans*; reference list. Iran.
- Jacobson, 1905: 66, 77, 78 • *Hodotermes (Anacanthotermes) vagans*; key; remarks [placement in the new subgenus *Anacanthotermes* not stated but implied in remarks on page 75 and in key].
- Holmgren, 1911a: 43 • *Hodotermes (Anacanthotermes) vagans*; listed; remarks. Iran.
- Holmgren, 1912b: 280 • *Hodotermes vagans*; listed.
- Jörschke, 1914: 218–224 • *Anacanthotermes vagans*; compound eyes histology.
- Silvestri, 1923c: 261 • *Hodotermes vagans*; locality. Iran; Iraq.
- Kirby, 1944: 186, 239 • *Anacanthotermes vagans*; protozoa; new combination.
- Snyder, 1949a: 63 • *Anacanthotermes vagans*; catalog; reference list; *A. vagans* subsp. *septentrionalis* listed as valid. Iran; Turkmenistan.
- Weber, 1954: 182 • *Anacanthotermes vagans*; distribution. Iraq.
- Luppova, 1958: 103, 138 • *Anacanthotermes vagans*; listed; remarks.
- Weidner, 1958: 10–12, figs. 1, 2 • *Anacanthotermes vagans*; imago, soldier described; discussion on validity of *A. turkestanicus* and *A. vagans septentrionalis*; locality. Iraq.
- Weidner, 1960a: 49–53, 66, 67, figs. 3, 4A, 5A; pl. 2: fig. 2B • *Anacanthotermes vagans*; synonymy; imago, soldier described and figured; key; distribution. Afghanistan; Iraq; Iran; Pakistan.
- Harris, 1961a: 58, pl. 39 • *Anacanthotermes vagans*; distribution; damage.
- Mathur and Thapa, 1962a: 4 • *Anacanthotermes vagans*; collection catalog. Afghanistan.
- Harris, 1967a: 81, 83–84 • *Anacanthotermes vagans*; imago, soldier, worker described; key; distribution. Afghanistan; Iran; Iraq; Kuwait; Pakistan.
- Harris, 1970b: 301, 302 • *Anacanthotermes vagans*; damage; distribution.
- Chaudhry et al., 1972: 11–12, figs. 11–13 • *Anacanthotermes vagans*; synonymy; imago, soldier measurements and figures; ecology; biology; distribution. Pakistan.
- Akhtar, 1974a: 41, 44 • *Anacanthotermes vagans*; comparisons.
- Akhtar, 1974b: 101 • *Anacanthotermes vagans*; distribution. Pakistan.
- Belyaeva and Zhuzhikov, 1974: 8, 10, 12, 14, map • *Anacanthotermes vagans*; characters; distribution.
- Akhtar, 1979b: 163–169, figs. 1–4 • *Anacanthotermes vagans*; imago, soldier described and figured; *septentorialis* [sic] synonymized; distribution. Pakistan: Baluchistan.
- Kayani et al., 1979: 134, 136 • *Anacanthotermes vagans*; ecology; altitudinal distribution. Pakistan.
- Yamin, 1979: 25 • *Anacanthotermes vagans*; protozoa.
- Sen-Sarma, 1982: 142–146 • *Anacanthotermes vagans*; damage. Oriental Region.
- Chhotani and Bose, 1983: 123, 127 • *Anacanthotermes vagans*; distribution. Arabian Peninsula.
- Akhtar, 1983: 278, 279, 280, 284, figs. 1A, 2A, 3 • *Anacanthotermes vagans*; key; soldier, worker figured; damage; distribution. Pakistan.
- Weidner, 1984: 5, 6, fig. 8 • *Anacanthotermes vagans*; distribution map. Iran; Kuwait.
- Ahmad, 1986: 16 • *Anacanthotermes vagans*; distribution. Pakistan: Baluchistan.
- Badawi et al., 1986a: 416, 418 • *Anacanthotermes vagans*; distribution. Saudi Arabia.
- Al-Kady et al., 1987: 186 • *Anacanthotermes vagans*; listed; distribution. Saudi Arabia.
- Roonwal and Bose, 1988: 4, 36–40, figs. 21–23 • *Anacanthotermes vagans*; synonymy; key; imago, soldier, worker described and figured; biology; distribution. Afghanistan; Iran; Iraq; Kuwait; Pakistan.

- Abushama and Al-Houty, 1989: 12–18 • *Anacanthotermes vagans*; biology. Kuwait.
- Cowie, 1989a: 160, 162, table 1 • *Anacanthotermes vagans*; checklist; biogeography; distribution. Kuwait; Saudi Arabia.
- Roonwal and Chhotani, 1989: 155–158, figs. 87, 88 • *Anacanthotermes vagans*; imago, soldier, worker described and figured; synonymy; key. Afghanistan; Iran; Iraq; Kuwait; Pakistan.
- Chhotani and Bose, 1991: 257, 261–262 • *Anacanthotermes vagans*; distribution; key. Kuwait.
- Esmaeili and Ghayourfar, 1992: 243 • *Anacanthotermes vagans*; distribution. Iran.
- Ghayourfar, 1996: 12–13, 44, 45, 46, 47, fig. 3 • *Anacanthotermes vagans*; major, minor soldier measurements and figures; distribution. Iran.
- Ravan and Akhtar, 1996: 85–95 • *Anacanthotermes vagans*; swarming; ecology; distribution. Iran.
- Akhtar and Ahson, 1998: 174 • *Anacanthotermes vagans*; digestive tube.
- Ravan and Akhtar, 1998: 9–26 • *Anacanthotermes vagans*; feeding; ecology; distribution. Iran.
- Sands, 1998: 67 • *Anacanthotermes vagans*; distribution. Iran.
- Al-Houty, 1999: 37–42 • *Anacanthotermes vagans*; plant consumption. Kuwait.
- Ravan and Akhtar, 1999a: 66 • *Anacanthotermes vagans*; distribution. Iran.
- Ghayourfar, 2000b: 98, 99, 100 • *Anacanthotermes vagans*; measurements; comparisons. Iran.
- Ahmad and Akhtar, 2002: 11 • *Anacanthotermes vagans*; catalog. Pakistan.
- Faragalla, 2002: 203 • *Anacanthotermes vagans*; checklist; ecozoogeography. Saudi Arabia.
- Ghayourfar, 2005a: 219 • *Anacanthotermes vagans*; distribution. Iran.
- Ghayourfar, 2005d: 61 • *Anacanthotermes vagans*; listed; distribution. Iran.
- Ghayourfar, 2005b: 1–4 • *Anacanthotermes vagans*; feeding; ecology; behavior; population density. Iran.
- Belyaeva and Dovgobrod, 2006: 504, fig. 3c • *Anacanthotermes vagans*; female genitalia described and figured.

🌐 DISTRIBUTION: Palaearctic Region—Afghanistan; Iran; Iraq; Kuwait; Pakistan; Baluchistan; Saudi Arabia.

Anacanthotermes viarum (König, 1779)

Termes viarum König, 1779: 24 (worker), pl. 1: figs. 12–14 [*Termes viarum* Smeathman, 1781 from West Africa should not be confused with this species (see *viarum* Smeathman under Species inquirendae)].

TYPE DATA: Neotype: ZSI No. 4355/H8 soldier. “Paratype(s)”: ZSI No. 4350/H8 soldier, workers [because a neotype was designated, there can be no valid paratypes].

NEOTYPE DESIGNATION: Roonwal and Bose, 1988: 49.

TYPE LOCALITY: India: Tamil Nadu: Coimbatore; see Roonwal and Bose, 1988: 49.

- Fabricius, 1793: 91 • *Termes viarum*; remarks.
- Hagen, 1855: 41, 273–274 • *Termes viarum*; discussion.
- Hagen, 1858b: 14 • *Hodotermes (Hodotermes) viarum*; listed; synonymy; new combination; distribution. India.
- Hagen, 1858c: 90, 240–241 • *Hodotermes viarum*; imago described; synonymy; distribution. India.
- Hagen, 1862a: 59, 87 • *Hodotermes viarum*; discussion.
- Girard, 1879: 272 • *Hodotermes viarum*; discussion.
- Desneux, 1904b: 17 • *Hodotermes viarum*; reference list. India.
- Holmgren, 1911a: 43 • *Hodotermes viarum*; not identifiable; treating it as “*species negligendae*” suggested.
- Fletcher, 1912: 223, fig. 1 • *Hodotermes viarum*; biology.
- Bugnion, 1913d: 167 • *Hodotermes viarum*; antennal articles. India.
- Holmgren and Holmgren, 1917: 138, 139 • *Anacanthotermes viarum*; remarks; *species negligenda*.

- Fletcher, 1921: 330, pl. 52: figs. 12–14 • *Termes viarum*; English translation of König's 1779 paper.
- Hegh, 1922: 681 • *Hodotermes viarum*; reference list; distribution.
- Kirby, 1932: 407 • *Hodotermes viarum*; protozoa.
- Margabandhu, 1934: 701 • *Hodotermes viarum*; annotated reference list; biology.
- Kirby, 1944: 186, 194 • *Anacanthotermes viarum*; protozoa; new combination.
- Snyder, 1949a: 63 • *Anacanthotermes viarum*; catalog; reference list; *Hodotermes (Anacanthotermes) koenigi*; synonymized with *viarum*. India.
- Kirby, 1949b: 381 • *Anacanthotermes viarum*; protozoa.
- Lal and Menon, 1953: 3 • *Hodotermes viarum*; catalog; systematic and biological reference list. India; Sri Lanka.
- Roonwal and Pant, 1953: 46 • *Anacanthotermes viarum*; collection catalog. India.
- Ahmad, 1958: 58 • *Anacanthotermes viarum*; key.
- Mathur and Sen-Sarma, 1958b: 241 • *Anacanthotermes viarum*; key; comparisons.
- Mathur and Thapa, 1962a: 4 • *Anacanthotermes viarum*; collection catalog. India.
- Roonwal, 1970c: 332 • *Anacanthotermes viarum*; biology; distribution.
- Watson, 1973: 3, 7 • *Anacanthotermes viarum*; worker development.
- Akhtar, 1974a: 41 • *Anacanthotermes viarum*; comparisons.
- Sen-Sarma, 1974: 451 • *Anacanthotermes viarum*; ecology and biogeography. India.
- Chhotani and Bose, 1979b: 21, fig. 2A • *Anacanthotermes viarum*; nesting behavior and nests. India.
- Yamin, 1979: 25 • *Anacanthotermes viarum*; protozoa.
- Thakur, 1980b: 116, 125 • *Anacanthotermes viarum*; ecology; distribution. India.
- Chhotani and Bose, 1983: 123 • *Anacanthotermes viarum*; distribution. Oriental Region.
- Bose, 1984: 72–74, figs. 55, 56 • *Anacanthotermes viarum*; synonymy; measurements; imago, soldier figured; distribution; biology; remarks. India.
- Weidner, 1984: 4, 5 • *Anacanthotermes viarum*; distribution. Sri Lanka.
- Chhotani, 1985: 89 • *Anacanthotermes viarum*; distribution and zoogeography. India.
- Roonwal and Bose, 1988: 4, 41–52, figs. 24–27 • *Anacanthotermes viarum*; synonymy; key; imago, soldier, worker described and figured; biology; protozoa; distribution. India.
- Roonwal and Chhotani, 1989: 159–166, figs. 89–93 • *Anacanthotermes viarum*; imago, soldier, worker described and figured; synonymy; key. India.
- Thakur, 1989b: 359 • *Anacanthotermes viarum*; distribution. India.
- Sands, 1998: 67 • *Anacanthotermes viarum*; distribution. India.
- Ahmad and Akhtar, 2002: 11 • *Anacanthotermes viarum*; catalog. India.
- Engel et al., 2009: 22, 23, 25, figs. 2, 3 • *Anacanthotermes viarum*; character-state coding; phylogeny.

Hodotermes (Anacanthotermes) koenigi Holmgren and Holmgren, 1917: 138–139 (imago, soldier, worker).

TYPE DATA: Syntypes: AMNH imago, soldier, NHRM imago, soldier, worker.

TYPE LOCALITY: India: Coimbatore.

- Margabandhu, 1934: 701 • *Hodotermes (Anacanthotermes) koenigi*; annotated reference list; biology.
- Lal and Menon, 1953: 3 • *Hodotermes königi*; catalog; systematic reference list. India.

Anacanthotermes rugifrons Mathur and Sen-Sarma, 1958b: 231–241 (soldier, worker), figs. 1–4.

TYPE DATA: Holotype: FRI soldier. Paratype(s): FRI soldiers, workers, AMNH soldier, workers.

TYPE LOCALITY: South India: Tamil Nadu: Tinnevely District: Pallayamcottah.

- Mathur and Thapa, 1962a: 4 • *Anacanthotermes rugifrons*; collection catalog. India.
- Roonwal, 1970c: 332 • *Anacanthotermes rugifrons*; biology.

- Akhtar, 1974a: 43 • *Anacanthotermes rugifrons*; comparisons.
- Sen-Sarma, 1974: 451 • *Anacanthotermes rugifrons*; ecology and biogeography. India.
- Bose, 1984: 74 • *Anacanthotermes rugifrons*; synonymized with *viarum*.
- Chhotani and Bose, 1983: 123 • *Anacanthotermes rugifrons*; distribution. Oriental Region.
- Chhotani, 1985: 89 • *Anacanthotermes rugifrons*; distribution and zoogeography. India.

🌐 DISTRIBUTION: Oriental Region—India: Tamil Nadu; Sri Lanka.

Hodotermes Hagen, 1853

Hodotermes Hagen, 1853: 480.

TYPE SPECIES: *Termes* (*Hodotermes*) *mossambicus* Hagen, 1853 by monotypy.

- Hagen, 1853: 480 • *Termes* [part]; characters.
- Hagen, 1858b: 13 • *Hodotermes* [part]; characters; also *Hodotermes* (*Hodotermes*).
- Hagen, 1858c: 32, 81–85 • *Hodotermes* [part]; characters; species included.
- Hagen, 1862a: 59, 86 • *Hodotermes*; characters; species included; also (*Hodotermes*) *Hodotermes*.
- Froggatt, 1897a: 517, 536 • *Hodotermes*; characters.
- Wasmann, 1897b: 149 • *Hodotermes*; characters; *Hodotermes ochraceus* as type species; *Porotermes* and *Stolotermes* included as subgenera.
- Haviland, 1898: 371–372 • *Hodotermes*; characters; key.
- Sjöstedt, 1900a: 19, 20 • *Hodotermes*; key.
- Desneux, 1904b: 15–17 • *Hodotermes* [part]; reference list; characters; key; species included; distribution.
- Sjöstedt, 1907a: 8 • *Hodotermes*; key.
- Escherich, 1909: 171, 179 • *Hodotermes*; key.
- Holmgren, 1910b: 285 • *Hodotermes*; listed.
- Holmgren, 1911a: 10, 42–43 • *Hodotermes*; species included; key; also *Hodotermes* (*Hodotermes*).
- Warren, 1919: 94 • *Hodotermes*; distribution.
- Fuller, 1921: 20, 22, 24, 32 • *Hodotermes*; key.
- Snyder, 1925d: 158–159 • *Hodotermes* [part]; discussion; characters; biology; comparisons.
- Sjöstedt, 1926d: 9, 10 • *Hodotermes*; reference list; key; remarks *Hodotermes* (*Hodotermes*); key.
- Emerson, 1928b: 405 • *Hodotermes* (*Hodotermes*); distribution.
- Hare, 1937: 474, pl. 1 • *Hodotermes*; phylogeny.
- Harris, 1941: 202 • *Hodotermes*; key.
- Emerson, 1942: 11 • *Hodotermes*; listed.
- Tembrock, 1944: fig. 5 • *Hodotermes* [part]; map; species distribution.
- Snyder, 1949a: 59 • *Hodotermes*; catalog; reference list; synonymy.
- Emerson, 1955: 509 • *Hodotermes*; number of species; distribution.
- Weidner, 1955f: 52, 53, 69 • *Hodotermes*; key; number of species; distribution.
- Coaton, 1962b: 45, fig. 9 • *Hodotermes*; distribution. Botswana; Lesotho; South Africa.
- Bouillon and Mathot, 1965: 18, 72, 73, pl. 4: fig. 1b • *Hodotermes*; key; characters; imago/worker mandibles figured.
- Morimoto, 1967a: 10 • *Hodotermes*; distribution.
- Bouillon and Mathot, 1971: table • *Hodotermes*; number of species in Ethiopian Region; soldier measurements.
- Coaton and Sheasby, 1972: 24, 51–55, 101, figs. 8, 30, pl. 15 • *Hodotermes*; soldier figured; key; ecology; biology; distribution. Namibia.
- Sen-Sarma, 1974: 451 • *Hodotermes*; ecology and biogeography.
- Morimoto, 1975b: 13 • *Hodotermes*; key.
- Chhotani and Bose, 1983: 126 • *Hodotermes*; distribution. Ethiopian Region.
- Chhotani, 1985: 89 • *Hodotermes*; distribution and zoogeography.
- Carpenter, 1992: 140 • *Hodotermes*; distribution.

- Fontes and Monteiro, 1998: 39 • *Hodotermes*; etymology and pronunciation.
- Sands, 1998: 23, 24, 59–62, figs. 7–19, pl. 1: fig. 1 • *Hodotermes*; key; worker described; worker mandibles, gut figured; biology and economic status; distribution.
- Uys, 2002: 28–30, fig. 51 • *Hodotermes*; key; species included; diagnosis; biology; distribution. South Africa.
- Costa-Leonardo et al., 2009: 1–6 • *Hodotermes*; semiochemicals; trail, alarm and sex pheromones.

Macrohodotermes Fuller, 1921: 41 [first introduced as a subgenus of *Hodotermes* Hagen, 1853; junior objective synonym of *Hodotermes* Hagen, 1853 by Sjöstedt, 1926d: 9].

TYPE SPECIES: *Termes* (*Hodotermes*) *mossambicus* Hagen, 1853 [= *Hodotermes mossambicus* Hagen, 1853 by original designation].

- Sjöstedt, 1926d: 9 • *Macrohodotermes*; synonymized with *Hodotermes*.

▲ 2 species.

🌐 DISTRIBUTION: Ethiopian Region.

Hodotermes erithreensis Sjöstedt, 1912

Hodotermes erithreensis Sjöstedt, 1912: 2–3 (soldier, worker).

TYPE DATA: Syntypes: NHRM soldier, worker, AMNH soldier, worker, MCG soldier, worker.

TYPE LOCALITY: Eritrea: Assab.

- Hegh, 1922: 681 • *Hodotermes erithreensis*; reference list; distribution.
- Sjöstedt, 1926d: 10, 19, pl. 1: fig. C • *Hodotermes* (*Microhodotermes*) *erithreensis*; key; soldier characters, figured; locality. Eritrea.
- Jucci, 1937: 304 • *Hodotermes erithraeus* [sic]; distribution.
- Ghidini, 1938: 226 • *Hodotermes erithreensis*; distribution. Eritrea.
- Snyder, 1949a: 60 • *Hodotermes erithreensis*; catalog; reference list. Eritrea; Somalia.
- Harris, 1961a: 49, figs. 21.2, 22.3 • *Hodotermes erithreensis*; soldier, imago/worker mandibles figured; distribution.
- Glover, 1967: 122, fig. 1 • *Hodotermes erythreensis* [sic]; nest figured. Somalia.
- Bouillon and Mathot, 1971: table: no. 52 • *Hodotermes erithreensis*; measurements.
- Johnson and Wood, 1980: 279–293 • *Hodotermes erithreensis*; checklist; ecology; distribution.
- Cowie et al., 1990: 23, 24, table 1 • *Hodotermes erithreensis*; checklist; distribution. Ethiopia.
- Raineri et al., 1993: 528 • *Hodotermes erithreensis*; collection catalog; types listed.
- Sands, 1998: 61 • *Hodotermes erithreensis*; distribution. Somalia.

Hodotermes erithreensis minor Harris, 1946: 67 (soldier, worker), fig. 1.

TYPE DATA: Syntypes: ?BMNH soldier, worker (British Somaliland [Somalia]: Alabla Balleh [Harris does not mention the depository; probably BMNH]), NCIP soldier (Somali Republic: Halaya [incorrectly cited as paratype by Ruelle, 1975b]).

TYPE LOCALITIES: British Somaliland (Somalia): Alabla Balleh, Halaya.

- Snyder, 1949a: 60 • *Hodotermes erithreensis* subsp. *minor*; synonymized with *erithreensis*.
- Glover, 1966: 47–49 • *Hodotermes erithreensis minor*; biology; distribution. Somalia.
- Ruelle, 1975b: 4 • *Hodotermes erithreensis*; types of *minor* listed.

🌐 DISTRIBUTION: Ethiopian Region—Eritrea; Ethiopia; Somalia.

Hodotermes mossambicus (Hagen, 1853)***Termes (Hodotermes) mossambicus*** Hagen, 1853: 480 (imago).

TYPE DATA: Syntypes: MCZ No. 191 imago ♀ [5 pinned imagoes in Berlin Museum destroyed], RIB worker.

TYPE LOCALITY: Mozambique [Mossambique].

- Walker, 1853: 508 • *Termes viator* [misidentification: soldier and worker]. South Africa.
- Hagen, 1855: 91, 298 • *Termes Mozambicus* [sic]; also as *Termes Mossambicus*; discussion.
- Hagen, 1858c: 94–97, 241 • *Hodotermes Mossambicus*; imago, soldier, worker described and figured; synonymy; distribution. Mozambique; South Africa (Kaffernland) [soldier identification questionable].
- Hagen, 1858b: 14–15 • *Hodotermes (Hodotermes) mossambicus*; imago described; synonymy; distribution; new combination. Mozambique; South Africa (Kaffernland).
- Hagen, 1862a: 86–88, pl. 4: figs. 18–21 • *Termes (Hodotermes) Mossambicus*; discussion; imago described and figured. Mozambique.
- Girard, 1879: 272 • *Hodotermes mossambicus*; discussion.
- Sjöstedt, 1900a: 23, 24–27, 218, 221, 235, pl. 1: figs. B1, B2 • *Hodotermes mossambicus*; imago, soldier, worker described; soldier figured; key; biology; reference list; distribution. Mozambique; South Africa; Tanzania.
- Czerwinski, 1901: 2 • *Hodotermes mossambicus*; collection catalog. South Africa.
- Sjöstedt, 1904: 5, 6, 7, 111, 113, 119 • *Hodotermes mossambicus*; key; imago, worker described; locality. Tanzania.
- Desneux, 1904b: 17 • *Hodotermes mossambicus*; reference list; synonymy. Africa.
- Handlirsch, 1906: pl. 2: fig. 19 • *Hodotermes mossambicus*; imago wing figured.
- Sjöstedt, 1907a: 8, 9, 11 • *Hodotermes mossambicus*; key; biology; locality. Tanzania.
- Silvestri, 1908: 71–72 • *Hodotermes mossambicus*; imago, soldier, worker characters; locality. Botswana; Kalahari; Namibia.
- Holmgren, 1909b: 98–99 • *Hodotermes mossambicus*; anatomy.
- Holmgren, 1911a: 43, pl. 1: figs. 8, 9 • *Hodotermes (Hodotermes) mossambicus*; listed; soldier, worker figured. Africa.
- Holmgren, 1913d: 322 • *Hodotermes (Hodotermes) mossambicus*; soldier, worker measurements; locality. South Africa.
- Cockerell, 1913: 7 • *Hodotermes mossambicus*; discussion.
- Sjöstedt, 1915: 4 • *Hodotermes mossambicus*; locality. Botswana; Mozambique; Namibia; South Africa; Tanzania.
- Desneux, 1915: 5 • *Hodotermes mossambicus*; locality. Mozambique.
- Fuller, 1915: 438–441 • *Hodotermes mossambicus*; soldier, worker described; soldier figured. South Africa [specimens from Transvaal, Cape and Zululand only].
- Fuller, 1921: 42, 45 • *Hodotermes (Macrohodotermes) mossambicus*; discussion; locality.
- Crampton, 1922: fig. 12 • *Hodotermes mossambicus*; forewing figured.
- Hegg, 1922: 139, 228, 229 ff., figs. 132, 133, 681 • *Hodotermes mossambicus*; biology; reference list; distribution.
- Sjöstedt, 1922: 241 • *Hodotermes mossambicus*; locality. Ethiopia.
- Snyder, 1925d: 158 • *Macrohodotermes (Hodotermes) mossambicus*; discussion.
- Sjöstedt, 1926d: 10, 11, 48, pl. 1: fig. A1 • *Hodotermes (Hodotermes) mossambicus*; soldier characters; key; biology; locality; remarks. Ethiopia; Mozambique; Namibia; South Africa; Tanzania.
- Fuller, 1927: 130 • *Macrohodotermes mossambicus*; new combination.
- Kirby, 1932: 387 • *Hodotermes (Hodotermes) mossambicus*; protozoa.
- Harris, 1936: 362 • *Hodotermes mossambicus*; biology; distribution. Tanzania.
- Ghidini, 1938: 226 • *Hodotermes mossambicus*; distribution. Ethiopia.

- Zalessky, 1939: fig. 31.I • *Hodotermes mossambicus*; imago wing figured.
- Harris, 1941: 202 • *Hodotermes mossambicus*; distribution.
- Kirby, 1946: 163–210 • *Hodotermes mossambicus*; protozoa.
- Snyder, 1949a: 60, 61 • *Hodotermes mossambicus*; catalog; reference list; synonymy. Ethiopia to South Africa; Namibia; Tunisia.
- Coaton, 1949b: 15, 17–22, figs. 1, 2 • *Hodotermes mossambicus*; synonymy; primary, secondary imago, soldier described and figured; worker figured; locality. South Africa.
- Ahmad, 1950: 81, fig. 6 • *Hodotermes mossambicus*; worker mandibles figured.
- Geyer, 1951: 235, 248–254, 295, figs. 25, 30, 31 • *Hodotermes mossambicus*; biology; abdominal sternites; genitalia; phylogeny; characters. South Africa.
- Kemp, 1955: 114, 118, 124, 134 • *Hodotermes mossambicus*; ecology; distribution based on vegetation zones. Tanzania.
- Roonwal, 1956a: 108 • *Hodotermes mossambicus*; genitalia described.
- Roonwal, 1956c: 34–35 • *Hodotermes mossambicus*; genitalia described.
- Weidner, 1956b: 60, 61, fig. 1 • *Hodotermes mossambicus*; synonymy; worker figured; locality. Angola.
- Coaton, 1958: 2–111, figs 1–31 • *Hodotermes mossambicus*; synonymy; imago, soldier worker described and figured; nest; biology; control; distribution. Botswana; Namibia; South Africa; Swaziland.
- Harris, 1961a: 30, 49, 101–104, 107, figs. 1, 10, pl. 31 • *Hodotermes mossambicus*; imago, soldier, worker, nest figured; damage; distribution.
- Coaton, 1962e: 318–327 • *Hodotermes mossambicus*; biology and control. South Africa.
- Harris, 1962b: 318 • *Hodotermes mossambicus*; associations.
- Mathur and Thapa, 1962a: 4 • *Hodotermes mossambicus*; collection catalog. South Africa; Swaziland.
- Bouillon and Mathot, 1965: 66, 72, 73, pl. 1, pl. 4: fig 1 • *Hodotermes mossambicus*; imago, soldier, worker figured.
- Hartwig, 1965: 643–659 • *Hodotermes mossambicus*; nest; biology. South Africa.
- Hocking, 1965: 83 • *Hodotermes mossambicus*; biology; locality. Kenya.
- Weidner, 1967: 73 • *Hodotermes mossambicus*; discussion.
- Nel, 1968: 145–156 • *Hodotermes mossambicus*; behavior.
- Hewitt and Nel, 1969: 2169–2177 • *Hodotermes mossambicus*; behavior; biochemistry; flight.
- Hewitt et al., 1969: 79, 83, 84, 85 • *Hodotermes mossambicus*; communication; biochemistry; trail laying.
- Nel and Hewitt, 1969: 862–863 • *Hodotermes mossambicus*; solar radiation.
- Hewitt et al., 1970: 159–172 • *Hodotermes mossambicus*; caste formation.
- Nel, 1970: 23–34 • *Hodotermes mossambicus*; behavior.
- Bouillon and Mathot, 1971: table: no. 53 • *Hodotermes mossambicus*; measurements.
- Watson et al., 1971a: 1705–1709 • *Hodotermes mossambicus*; salivary reservoirs; water sacs; development.
- Watson et al., 1971b: 233–242 • *Hodotermes mossambicus*; eggs; water uptake.
- Coaton and Sheasby, 1972: 7, 51, fig. 8 • *Hodotermes mossambicus*; synonymy; soldier figured.
- Watson et al., 1972: 373–387 • *Hodotermes mossambicus*; behavior.
- Watson, 1972a: 603–607 • *Hodotermes mossambicus*; ovaries; ovarioles; colony development.
- Leuthold, 1973: 244–246 • *Hodotermes mossambicus*; foraging; trail; orientation.
- Watson, 1973: 4, 5, 8, 9, 10–17 • *Hodotermes mossambicus*; worker development.
- Weidner, 1974: 16 • *Hodotermes mossambicus*; locality. Angola.
- Coaton and Sheasby, 1975b: 105–131, fig. 1, pls. 1–7 • *Hodotermes mossambicus*; synonymy; ecology; biology; nest; termitophiles; distribution. Angola; Botswana; Ethiopia; Kenya; Namibia; South Africa; Swaziland; Tanzania; Zimbabwe.
- Morimoto, 1975b: 13, fig. 19 • *Hodotermes mossambicus*; imago, soldier figured.
- Leuthold, 1977: 62–63 • *Hodotermes mossambicus*; swarming; pheromones; behavior. Kenya.

- Leuthold and Bruinsma, 1978: 109–119 • *Hodotermes mossambicus*; pairing behavior.
- Mathot, 1978: 60 • *Hodotermes mossambicus*; collection catalog; types listed.
- Nel and Hewitt, 1978: 195–198 • *Hodotermes mossambicus*; swarming.
- Yamin, 1979: 25 • *Hodotermes mossambicus*; protozoa.
- Johnson and Wood, 1980: 270–293 • *Hodotermes mossambicus*; checklist; ecology; distribution.
- Watson and Sewell, 1981: fig. 9 • *Hodotermes mossambicus*; developmental pathways.
- Kaib et al., 1982: 1193–1205 • *Hodotermes mossambicus*; trail pheromone; biochemistry; bioassay. Kenya.
- Nkunica, 1982: 114 • *Hodotermes mossambicus*; ecology; distribution. Zambia.
- Prestwich and Bentley, 1982: 149 • *Hodotermes mossambicus*; nitrogenase activity.
- Prestwich, 1983c: 301 • *Hodotermes mossambicus*; chemical orientation.
- Heidecker and Leuthold, 1984: 195–202 • *Hodotermes mossambicus*; foraging.
- Prestwich, 1984a: table 1 • *Hodotermes mossambicus*; checklist; ecology; defense mode; chemicals; distribution.
- Roonwal, 1984: 13, fig. 10a • *Hodotermes mossambicus*; caudal abdominal sternites, genital organs described and figured.
- Wanyonyi et al., 1984: 3 • *Hodotermes mossambicus*; checklist; distribution. Kenya; Tanzania; Uganda.
- Prestwich, 1985b: 445 • *Hodotermes mossambicus*; sex attractants; trail pheromones; caste regulation.
- Nkunica, 1986: 47, 48 • *Hodotermes mossambicus*; ecology; distribution. Zambia.
- Seely and Mitchell, 1986: 109–112 • *Hodotermes mossambicus*; nest. Namibia.
- Nel et al., 1987: 493–511 • *Hodotermes mossambicus*; gut morphology.
- Van der Westhuizen et al., 1987: 793–797 • *Hodotermes mossambicus*; colony foundation; lipid and glycogen content.
- Duncan and Hewitt, 1989: 631–642 • *Hodotermes mossambicus*; foraging; ecology.
- Roonwal and Chhotani, 1989: 41 • *Hodotermes mossambicus*; genitalia discussed.
- Van der Linde et al., 1989: 537–544 • *Hodotermes mossambicus*; behavior; foraging; aggression.
- Cowie et al., 1990: 23, 24, table 1 • *Hodotermes mossambicus*; checklist; damage; distribution. Ethiopia.
- Duncan et al., 1990: 277–287 • *Hodotermes mossambicus*; food; ecology.
- Noirot, 1990c: 9, fig. 3 • *Hodotermes mossambicus*; caste developmental pathways.
- Mitchell et al., 1993: 523–528 • *Hodotermes mossambicus*; temperature; limits; tolerance.
- Noirot, 1995b: 197–226 • *Hodotermes mossambicus*; gut morphology.
- Akhtar and Nargis, 1998: 137–139, figs. 1, 2 • *Hodotermes mossambicus*; digestive tube, enteric valve described and figured.
- Sands, 1998: 61 • *Hodotermes mossambicus*; distribution. Malawi; Zambia.
- Munthali et al., 1999: 46, table 2 • *Hodotermes mossambicus*; checklist; damage; distribution. Malawi.
- Uys, 2002: figs. 45–51 • *Hodotermes mossambicus*; soldier, nest figured; distribution map.
- Zeidler et al., 2002: 7–11 • *Hodotermes mossambicus*; ecology; distribution. Namibia.
- Kirchner and Minkley, 2003: 222–225 • *Hodotermes mossambicus*; nestmate recognition; trophallaxis.
- Vohland and Deckert, 2005: 110–111, table 1 • *Hodotermes mossambicus*; biology; feeding groups; distribution. Namibia.
- Minkley et al., 2006: 339–344 • *Hodotermes mossambicus*; nestmate recognition; gut microbiota; T-RFLP analysis.
- Schuurman, 2006a: 373–389 • *Hodotermes mossambicus*; diet; carbon isotope; decomposition. Botswana.
- Engel et al., 2009: 22, 23, 25, figs. 2, 3 • *Hodotermes mossambicus*; character-state coding; phylogeny.

Hodotermes havilandi Sharp, 1895: 384 (soldier, worker), fig. 238.

TYPE DATA: Syntypes: CUMZ soldier [present in the AMNH collection is a vial labeled “*Macrohodotermes mossambicus* subsp. *havilandi* det. C. Fuller. From type series of Haviland. Natal Museum”], AMNH workers, AMNH soldiers, workers, NHMM soldier.

TYPE LOCALITY: South Africa: Natal: Colenso on Tugela River.

- Haviland, 1898: 372, pl. 23: figs. 1, 2 • *Hodotermes Havilandi*; soldier described and figured; distribution. South Africa.
- Warren, 1909a: 342, 344 • *Hodotermes havilandi*; measurements; statistical analysis.
- Warren, 1909b: 115 • *Hodotermes havilandi*; soldier described; biology; locality. South Africa.
- Fuller, 1915: 355, 441–443, pls. 34, 35 • *Hodotermes Havilandi*; reference list; soldier, worker described; soldier figured; biology. South Africa.
- Fuller, 1921: 43 • *Hodotermes (Macrohodotermes) mossambicus* subsp. *havilandi*; soldier characters; locality. South Africa.
- Hegh, 1922: 234, 238, 681 • *Hodotermes Havilandi*; biology; reference list; distribution.
- Sjöstedt, 1926d: 13, pl. 1: fig. A2 • *Hodotermes (Hodotermes) mossambicus* subsp. *Havilandi*; soldier characters; biology; remarks; locality. South Africa.
- Coaton, 1949b: 17 • *Hodotermes havilandi*; synonymized with *mossambicus*.
- Van Boven, 1969a: 39 • *Hodotermes havilandi*; types listed.

Hodotermes pulcher Sjöstedt, 1905: 1–3 (imago).

TYPE DATA: Syntypes: NHRM imagoes, AMNH imagoes, worker [incorrectly labeled as paratype].

TYPE LOCALITY: South Africa: Orange River Colony.

- Holmgren, 1911a: 43 • *Hodotermes (Hodotermes) pulcher*; listed. Africa.
- Fuller, 1921: 42, 44 • *Hodotermes (Macrohodotermes) mossambicus* subsp. *pulcher*; imago measurements; locality. South Africa.
- Hegh, 1922: 681 • *Hodotermes pulcher*; reference list; distribution.
- Sjöstedt, 1926d: 10, 15 • *Hodotermes (Hodotermes) pulcher*; listed; locality. South Africa.
- Coaton, 1949b: 17 • *Hodotermes pulcher*; synonymized with *mossambicus*.

Hodotermes macrothorax Sjöstedt, 1914d: 73–75 (soldier, worker), pl. 2: fig. 9.

TYPE DATA: Syntypes: NHRM soldier, worker, ZMH soldiers, workers.

TYPE LOCALITY: South Africa: Okahandja; Karibib; Goanikontes; Windhuk; Neudamm [5 localities], South Africa: Okahandja.

- Hegh, 1922: 681 • *Hodotermes macrothorax*; reference list; distribution.
- Sjöstedt, 1926d: 10, 11 • *Hodotermes (Hodotermes) macrothorax*; soldier characters; figure; key; biology; remarks; locality. Namibia.
- Coaton, 1949b: 17 • *Hodotermes macrothorax*; synonymized with *mossambicus*.
- Weidner, 1955e: 249 • *Hodotermes macrothorax*; types listed.
- Weidner, 1966a: 221 • *Hodotermes macrothorax*; types listed.

Hodotermes braini Fuller, 1915: 446–447 (soldier, worker), pls. 34, 35, fig. 7.

TYPE DATA: Lectotype: NCIP soldier. Paralectotype(s): NCIP soldier, workers.

LECTOTYPE DESIGNATION: Ruelle, 1975b: 4 [inadvertent selection by inference of “holotype” (ICZN, 1999, art. 74.6)].

TYPE LOCALITY: South Africa: Pretoria: Eloffs Cuttings, Gezina.

- Fuller, 1921: 44, 45 • *Hodotermes (Macrohodotermes) braini*; synonymized with *transvaalensis*.
- Hegh, 1922: 238, 681 • *Hodotermes braini*; biology; reference list; distribution.
- Coaton, 1949b: 17 • *Hodotermes braini*; synonymized with *mossambicus*.

Hodotermes karrooensis Fuller, 1915: 433–437 (soldier, worker), pls. 34, 35.

TYPE DATA: Lectotype: NCIP soldier. Paralectotype(s): NCIP soldiers, workers, AMNH imagoes, soldiers, workers.

LECTOTYPE DESIGNATION: Ruelle, 1975b: 4 [inadvertent selection by inference of “holotype” (ICZN, 1999, art. 74.6)].

TYPE LOCALITY: South Africa: Cape Province: Middelburg.

- Fuller, 1921: 45 • *Hodotermes (Macrohodotermes) karrooensis*; imago, soldier characters; locality. South Africa.
- Fuller, 1924b: pl. 3: fig. 40 • *Hodotermes karrooensis*; anatomy; imago mesonotum figured.
- Hegh, 1922: 95, 238, 681 • *Hodotermes karrooensis*; reference list; distribution.
- Sjöstedt, 1926d: 15 • *Hodotermes (Hodotermes) karrooensis*; soldier characters; biology; remarks; locality. South Africa.
- Coaton, 1949b: 17 • *Hodotermes karrooensis*; synonymized with *mossambicus*.

Hodotermes pretoriensis Fuller, 1915: 429–432 (soldier, worker), pls. 34, 35.

TYPE DATA: Lectotype: NCIP soldier. Paralectotypes: NCIP soldiers, workers, AMNH soldiers, workers.

LECTOTYPE DESIGNATION: Ruelle, 1975b: 4 [inadvertent selection by inference of “holotype” (ICZN, 1999, art. 74.6)].

TYPE LOCALITY: South Africa: Transvaal: Pretoria West.

- Hegh, 1922: 238, 599, 681 • *Hodotermes pretoriensis*; biology; reference list; distribution.
- Coaton, 1949b: 17 • *Hodotermes pretoriensis*; synonymized with *mossambicus*.

Hodotermes transvaalensis Fuller, 1915: 425–429 (soldier, worker), pls. 34, 35.

TYPE DATA: Lectotype: NCIP soldier. Paralectotype(s): NCIP soldiers, workers, AMNH imago, soldiers, workers.

LECTOTYPE DESIGNATION: Ruelle, 1975b: 4 [inadvertent selection by inference of “holotype” (ICZN, 1999, art. 74.6)].

TYPE LOCALITY: South Africa: Pretoria: Girls High School.

- Fuller, 1921: 44, 45 • *Hodotermes (Macrohodotermes) mossambicus* subsp. *transvaalensis*; synonymy; characters; *Hodotermes (Macrohodotermes) mossambicus* subsp. *transvaalensis* form *pretoriensis*; ranked as a form of a subspecies [no nomenclatural status]; *Hodotermes (Macrohodotermes) mossambicus* subsp. *transvaalensis* form *warreni*; ranked as a form of a subspecies [no nomenclatural status].
- Hegh, 1922: 154, 156, 162, 228, 231, 232, 236, 238, 246, 571, 681, figs. 99, 134–143 • *Hodotermes transvaalensis*; biology; reference list. distribution.
- Sjöstedt, 1926d: 13, 14 • *Hodotermes (Hodotermes) mossambicus* subsp. *transvaalensis*; soldier characters; biology; remarks; locality. South Africa. *Hodotermes (Hodotermes) mossambicus* subsp. *transvaalensis* form *pretoriensis*; ranked as a form of a subspecies [no nomenclatural status]; *Hodotermes (Hodotermes) mossambicus* subsp. *transvaalensis* form *warreni*; ranked as a form of a subspecies [no nomenclatural status].
- Coaton, 1949b: 17 • *Hodotermes transvaalensis*; synonymized with *mossambicus*.

Hodotermes warreni Fuller, 1915: 444–445 (soldier, worker), pls. 34, 35.

TYPE DATA: Lectotype: NCIP soldier. Paralectotype(s): NCIP workers.

LECTOTYPE DESIGNATION: Ruelle, 1975b: 4 [inadvertent selection by inference of “holotype” (ICZN, 1999, art. 74.6)].

TYPE LOCALITY: South Africa: Orange Free State: Lovat.

- Coaton, 1949b: 17 • *Hodotermes warreni*; synonymized with *mossambicus*.

Hodotermes (Macrohodotermes) pallidus Fuller, 1921: 45–46 (imago).

TYPE DATA: Lectotype: NCIP imago ♀. Paralectotype(s): NCIP imago, AMNH imagoes.

LECTOTYPE DESIGNATION: Ruelle, 1975b: 4 [inadvertent selection by inference of “holotype” (ICZN, 1999, art. 74.6)].

TYPE LOCALITY: South Africa: Cape Province: Olivewood, Colesberg D.

— Sjöstedt, 1926d: 16 • *Hodotermes (Hodotermes) pallidus*; remarks; locality. South Africa.

— Coaton, 1949b: 17 • *Hodotermes (Macrohodotermes) pallidus*; synonymized with *mossambicus*.

Hodotermes (Hodotermes) bloemfonteinsis Sjöstedt, 1926d: 14–15 (soldier, worker), pl. 1: figs. B1, B2.

TYPE DATA: Syntypes: NHRM soldier, worker.

TYPE LOCALITY: South Africa: Orange Free State: Bloemfontein.

— Coaton, 1949b: 17 • *Hodotermes (Hodotermes) bloemfonteinsis*; synonymized with *mossambicus*.

🌐 DISTRIBUTION: Ethiopian Region—Angola; Botswana; Ethiopia; Kenya; Malawi; Mozambique; Namibia; South Africa; Tanzania; Uganda; Zambia.

Microhodotermes Sjöstedt, 1926

Microhodotermes Sjöstedt, 1926d: 9–10, 16 [first introduced as a subgenus of *Hodotermes* Hagen, 1853 and as a *nom. nov.* for subgenus *Hodotermes* Hagen, 1853 sensu Fuller, 1921. Snyder, 1949a incorrectly credits Fuller, 1921 with the type designation when it was actually done by Sjöstedt, 1926d: 9].

TYPE SPECIES: *Termes viator* Latreille, 1804 by original designation.

- Fuller, 1921: 32 • *Hodotermes (Hodotermes)*; key; characters; *Termes viator* Latreille cited as the type species for subgenus *Hodotermes* s. str.
- Emerson, 1928b: 405 • *Hodotermes (Microhodotermes)*; distribution.
- Emerson, 1942: 11 • *Microhodotermes*; listed.
- Tembrock, 1944: figs. 5, 6 • *Hodotermes* [part]; map; species distribution.
- Snyder, 1949a: 61 • *Microhodotermes*; catalog; reference list.
- Emerson, 1955: 509 • *Microhodotermes*; number of species; distribution.
- Weidner, 1955f: 52, 53, 69 • *Microhodotermes*; key; number of species; distribution.
- Bouillon and Mathot, 1965: 18, 72, 73, pl. 4: fig. 2b • *Microhodotermes*; key; characters; imago/worker mandibles figured.
- Morimoto, 1967a: 10 • *Microhodotermes*; distribution.
- Bouillon and Mathot, 1971: table • *Microhodotermes*; number of species in Ethiopian Region; soldier measurements.
- Coaton and Sheasby, 1972: 24, 55, 101, figs. 9A–B, 31 • *Microhodotermes*; soldier figured; key; ecology; biology; distribution. Namibia.
- Sen-Sarma, 1974: 451 • *Microhodotermes*; ecology and biogeography.
- Morimoto, 1975b: 13 • *Microhodotermes*; key.
- Chhotani and Bose, 1983: 127 • *Microhodotermes*; distribution. Palearctic Region.
- Chhotani, 1985: 89 • *Microhodotermes*; distribution and zoogeography.
- Sands, 1998: 24, 62–64, figs. 20–32, pl. 1: fig. 2 • *Microhodotermes*; key; worker described; worker mandibles, gut figured; biology and economic status; distribution.
- Uys, 2002: 28, 31–32, fig. 57 • *Microhodotermes*; key; species included; diagnosis; biology; distribution. South Africa.

▲ 3 species.

🌐 DISTRIBUTION: Ethiopian Region; Palearctic Region.

Microhodotermes maroccanus (Sjöstedt, 1926)

Hodotermes (Microhodotermes) maroccanus Sjöstedt, 1926d: 20–21 (soldier), pl. 1: fig. D.

TYPE DATA: Syntypes: NHRM soldier (Morocco: Dar Kaïd, M'tougui), AMNH soldier, workers (Morocco: Dar Kaïd, M'tougui), MNHP soldier (Morocco: Dar Kaïd, M'tougui, Dar Kaïd Enbarck Imi, N'takandout, NHRM soldier (Morocco: Dar Kaïd Enbarck Imi), NHRM soldier (Morocco: N'takandout).

TYPE LOCALITIES: Morocco: Dar Kaïd, M'tougui, Dar Kaïd Enbarck Imi, N'takandout.

- Sjöstedt, 1927c: 279–280 • *Hodotermes maroccanus*; imago (previously unknown) described; wings figured; biology; locality. Morocco.
- Snyder, 1949a: 61 • *Microhodotermes maroccanus*; catalog; reference list; new combination. Morocco.
- Harris, 1961a: 49 • *Microhodotermes maroccanus*; remarks.
- Harris, 1966b: 4 • *Microhodotermes maroccanus*; locality. Morocco.
- Harris, 1970b: 302 • *Microhodotermes maroccanus*; distribution. Morocco.
- Johnson and Wood, 1980: 279–293 • *Hodotermes maroccanus*; checklist; ecology; distribution.

🌐 DISTRIBUTION: Palaearctic Region—Morocco.

Microhodotermes viator (Latreille, 1804)

Termes viator Latreille, 1804: 62 (worker) [also as “*Termes voyageur*”].

TYPE DATA: Holotype: RIB worker.

TYPE LOCALITY: Cape of Good Hope.

- Latreille, 1805: 70 • *termes* [sic] *viator* [“T. voyageur”]; worker description. Cape of Good Hope.
- Latreille, 1819: 96–97 • *Termes viator* [“Termès voyageur”]; description; locality. Cape of Good Hope.
- Burmeister, 1839: 765 • *Termes viator*; imago (previously unknown) described; synonymy.
- Walker, 1853: 508–509 • *Termes viator*; imago, soldier, worker described; synonymy; distribution. South Africa.
- Hagen, 1855: 69, 137, 281, 287, 290–291 • *Termes viator*; discussion.
- Pictet-Baraban and Hagen, 1856: 49 • *Termes viator*; discussion.
- Hagen, 1858b: 14 • *Hodotermes (Hodotermes) viator*; imago described; synonymy; new combination; distribution. South Africa.
- Hagen, 1858c: 91–93, 241, pl. 3: fig. 8 • *Hodotermes viator*; imago, soldier, worker described and figured; synonymy; distribution. South Africa.
- Hagen, 1862a: 59, 87, 88 • *Hodotermes viator* [also as *Termes viator*]; discussion.
- Girard, 1879: 272 • *Hodotermes viator*; discussion.
- Kolbe, 1887: 70–71 • *Hodotermes viator*; biology. South Africa.
- Sjöstedt, 1900a: 23, 31–33 • *Hodotermes viator*; imago described; key; reference list; distribution. South Africa.
- Sjöstedt, 1904: 6, 7 • *Hodotermes viator*; key.
- Desneux, 1904b: 17 • *Hodotermes viator*; reference list. South Africa.
- Silvestri, 1908: 72–73 • *Hodotermes viator*; imago, soldier, worker, larvae characters; locality. Namibia.
- Holmgren, 1911a: 43 • *Hodotermes (Hodotermes) viator*; listed. Africa.
- Desneux, 1915: 5 • *Hodotermes viator*; locality. South Africa.
- Fuller, 1915: 356–358, 448–451, pl. 24: figs. 8, 8a, pl. 25: fig. 8, pl. 26: figs. 6–7 • *Hodotermes viator*; soldier, worker described; soldier figured; biology; nest. South Africa.
- Fuller, 1919: 61–63, pl. 7 • *Hodotermes viator*; wing venation.
- Fuller, 1920: 263–265, fig. 5 • *Hodotermes viator*; antennal joints and their development.

- Fuller, 1921: 33–39 • *Hodotermes viator*; synonymy; Latreille's type of *viator* from Brussels Museum examined and described; imago, soldier worker described; locality. South Africa.
- Hegh, 1922: 95, 336, 337, 563, 627, 641, 681, figs. 144, 145 • *Hodotermes viator*; biology; reference list; distribution.
- Fuller, 1925b: 170, 172, pl. 16: fig. 4 • *Hodotermes viator*; imago head anatomy figured.
- Sjöstedt, 1926d: 10, 11, 17 • *Hodotermes (Microhodotermes) viator*; soldier characters; key; biology; locality. South Africa.
- Jucci, 1937: 305 • *Hodotermes viator*; biology.
- Kirby, 1946: 164, 191 • *Microhodotermes viator*; protozoa; new combination.
- Snyder, 1949a: 61 • *Microhodotermes viator*; catalog; reference list; synonymy. South Africa.
- Coaton, 1949b: 14, 15 • *Microhodotermes viator*; listed. South Africa.
- Ahmad, 1950: 81, fig. 6 • *Microhodotermes viator*; worker mandibles figured.
- Coaton, 1958: 2, 3, 9–16, 30–35, 37, figs. 12, 13, 24 • *Hodotermes viator*; synonymy; imago, soldier described; biology; distribution. Namibia; South Africa.
- Harris, 1961a: 49 • *Microhodotermes viator*; distribution.
- Coaton, 1962e: 318–327, figs. 1–8 • *Microhodotermes viator*; nest described; queen, nest figured; biology; control. South Africa.
- Mathur and Thapa, 1962a: 5 • *Microhodotermes viator*; collection catalog. South Africa.
- Emerson, 1968: 14 • *Microhodotermes viator*; comparisons.
- Bouillon and Mathot, 1971: table: no. 54 • *Microhodotermes viator*; measurements.
- Coaton and Sheasby, 1972: 7, figs. 9A–B • *Microhodotermes viator*; synonymy; soldier figured.
- Watson, 1973: 3, 6 • *Microhodotermes viator*; worker development.
- Coaton and Sheasby, 1974b: 48–56, fig. 1, pls. 1–6 • *Microhodotermes viator*; synonymy; types; ecology; biology; nest; termitophiles; distribution. Namibia; South Africa.
- Morimoto, 1975b: 14, fig. 20 • *Microhodotermes viator*; soldier figured.
- Mathot, 1979: 15 • *Microhodotermes viator*; collection catalog; types listed.
- Yamin, 1979: 26 • *Microhodotermes viator*; protozoa.
- Johnson and Wood, 1980: 279–293 • *Microhodotermes viator*; checklist; ecology; distribution.
- Roonwal, 1984: 13 • *Microhodotermes ?viator*; caudal abdominal sternites described.
- Moore and Picker, 1991: 424–432 • *Microhodotermes viator*; radiocarbon dating; 4000-year-old nest.
- Dean, 1993: 281–285 • *Microhodotermes viator*; foraging behavior.
- Noirot, 1995b: 197–226 • *Microhodotermes viator*; gut morphology.
- Akhtar and Nargis, 1998: 139, figs. 3, 4 • *Microhodotermes viator*; digestive tube, enteric valve described and figured.
- Sands, 1998: 64 • *Microhodotermes viator*; distribution. South Africa.
- Deligne, 1999: 203, 209, fig. 6 • *Microhodotermes viator*; worker mandibles; functional morphology.
- Uys, 2002: figs. 52–57 • *Microhodotermes viator*; soldier, nest figured; distribution map.
- Austin et al., 2004a: 548–555 • *Microhodotermes viator*; COII sequences; phylogeny.
- Ohkuma et al., 2004: 701–710 • *Microhodotermes viator*; phylogeny; COII sequences.
- Vohland and Deckert, 2005: 110, 111, table 1 • *Microhodotermes viator*; ecology; feeding groups; distribution. South Africa.
- Engel et al., 2009: 22, 23, 25, figs. 2, 3 • *Microhodotermes viator*; character-state coding; phylogeny.

Hodotermes aurivillii Sjöstedt, 1900b: 278 (soldier, worker).

TYPE DATA: Syntypes: NHRM soldier, worker, ZMB soldier, workers.

TYPE LOCALITY: South Africa: Cape Province [W. Capland]: Darling.

- Sjöstedt, 1900a: 23, 28–29, pl. 1: figs. A1–A4 • *Hodotermes Aurivillii*; imago, soldier, worker described; soldier figured; key; locality. South Africa.

- Sjöstedt, 1904: 6, 7 • *Hodotermes Aurivillii*; key.
- Desneux, 1904b: 17 • *Hodotermes Aurivillii*; reference list. South Africa.
- Silvestri, 1908: 72 • *Hodotermes aurivillei* [sic]; synonymized with *viator* [later rescinded by Silvestri; see Sjöstedt, 1911e: 188].
- Holmgren, 1911a: 43 • *Hodotermes (Hodotermes) Aurivillei* [sic]; listed. Africa.
- Hegg, 1922: 216, 217, 239, 681 • *Hodotermes Aurivillii*; biology; reference list; distribution.
- Fuller, 1921: 33 • *Hodotermes aurivillii*; synonymized with *viator*.
- Sjöstedt, 1926d: 16 • *Hodotermes (Microhodotermes) Aurivillii*; soldier characters; key; biology; remarks; locality. South Africa.

Hodotermes (Hodotermes) faurei Fuller, 1921: 40 (imago).

TYPE DATA: Lectotype: NCIP imago. Paralectotype(s): NCIP imagoes.

LECTOTYPE DESIGNATION: Ruelle, 1975b: 4 [inadvertent selection by inference of “holotype” (ICZN, 1999, art. 74.6)].

TYPE LOCALITY: South Africa: Cape Province: Victoria West.

- Sjöstedt, 1926d: 19 • *Hodotermes (Microhodotermes) Faurei*; remarks; locality. South Africa.
- Snyder, 1949a: 61 • *Hodotermes (Hodotermes) faurei*; synonymized with *viator*.

Hodotermes (Hodotermes) peringueyi Fuller, 1921: 39 (imago, soldier).

TYPE DATA: Lectotype: NCIP imago ♂. Paralectotype(s): NCIP imagoes, soldiers.

LECTOTYPE DESIGNATION: Ruelle, 1975b: 4 [inadvertent selection by inference of “holotype” (ICZN, 1999, art. 74.6)].

TYPE LOCALITY: South Africa: Cape Province: Peddie.

- Sjöstedt, 1926d: 18 • *Hodotermes (Microhodotermes) Peringueyi*; remarks; locality. South Africa.
- Snyder, 1949a: 61 • *Hodotermes (Hodotermes) peringueyi*; synonymized with *viator*.

Hodotermes (Hodotermes) silvestrii Fuller, 1921: 40 (imago, soldier)].

TYPE DATA: Lectotype: NCIP imago ♀. Paralectotype(s): AMNH soldiers, workers [not type locality], NCIP imagoes, soldiers.

LECTOTYPE DESIGNATION: Ruelle, 1975b: 4 [inadvertent selection by inference of “holotype” (ICZN, 1999, art. 74.6)].

TYPE LOCALITY: South Africa: Cape Province: Namaqualand-Bushmanland.

- Sjöstedt, 1926d: 19 • *Hodotermes (Microhodotermes) Silvestrii*; remarks; locality. Namibia.
- Snyder, 1949a: 61 • *Hodotermes (Hodotermes) silvestrii*; synonymized with *viator*.

Hodotermes (Hodotermes) thomseni Fuller, 1921: 39 • imago, soldier).

TYPE DATA: Lectotype: NCIP imago ♀. Paralectotypes AMNH imagoes, soldiers, workers, NCIP imagoes, soldiers.

LECTOTYPE DESIGNATION: Ruelle, 1975b: 4 [inadvertent selection by inference of “holotype” (ICZN, 1999, art. 74.6)].

TYPE LOCALITY: South Africa: Cape Province: Beaufort West, Kraanvogelkuil.

- Sjöstedt, 1926d: 19 • *Hodotermes (Microhodotermes) Thomseni*; biology; remarks; locality. South Africa.
- Snyder, 1949a: 61 • *Hodotermes (Hodotermes) thomseni*; synonymized with *viator*.

Hodotermes viator hageni Fuller, 1921: 38–39 (imago, soldier) [described as new form].

TYPE DATA: Syntypes: NCIP imagoes, soldiers, workers.

LECTOTYPE DESIGNATION: Ruelle, 1975b: 4 [inadvertent selection by inference of “holotype” (ICZN, 1999, art. 74.6)].

TYPE LOCALITY: South Africa: Cape Province: Elsenburg.

— Snyder, 1949a: 61 • *Hodotermes viator* form *hageni*; synonymized with *viator*.

🌐 DISTRIBUTION: Ethiopian Region—Namibia; South Africa.

***Microhodotermes wasmanni* (Sjöstedt, 1900)**

Hodotermes wasmanni Sjöstedt, 1900a: 23, 24, 33–35 (imago, soldier).

TYPE DATA: Syntypes: NHRM imago, soldier, worker, ZMB imago, soldier, worker, AMNH imago, worker.

TYPE LOCALITY: North Africa: Libya: Uadi (Wadi) M’bellum.

- Sjöstedt, 1904: 6, 7 • *Hodotermes wasmanni*; key.
- Desneux, 1904b: 17 • *Hodotermes wasmanni*; reference list. Africa.
- Holmgren, 1911a: 43 • *Hodotermes (Hodotermes) wasmanni*; listed. Africa.
- Silvestri, 1911: 105 • *Hodotermes wasmanni*; locality. Tunisia.
- Wasmann, 1912b: 174 • *Hodotermes wasmanni*; locality. Egypt; Libya.
- Hegh, 1922: 43, 681 • *Hodotermes wasmanni*; reference list; distribution.
- Sjöstedt, 1926d: 10, 11, 21, pl. 1: fig. E • *Hodotermes (Microhodotermes) wasmanni*; soldier characters and figure; biology; locality. Libya; Tunisia.
- Capra, 1935: 45 • *Hodotermes (Microhodotermes) wasmanni*; localities. “Tripolitania”: Libya.
- Jucci, 1937: 302, 305 • *Hodotermes wasmanni*; distribution.
- Menozzi, 1940: 250 • *Hodotermus* [sic] *Microhodotermes wasmanni*; locality. Libya.
- Snyder, 1949a: 61 • *Microhodotermes wasmanni*; catalog; reference list; new combination. Tunisia.
- Harris, 1961a: 49 • *Microhodotermes wasmanni*; ecology; distribution.
- Mathur and Thapa, 1962a: 5 • *Microhodotermes wasmanni*; collection catalog. Palestine.
- Bouillon and Mathot, 1965: 72, 73, pl. 4: fig 2a • *Microhodotermes wasmanni*; soldier figured.
- Harris, 1966b: 3 • *Microhodotermes wasmanni*; biology; locality. Libya.
- Harris, 1970b: 302, 306 • *Microhodotermes wasmanni*; distribution. Egypt; Libya; Tunisia.
- Yamin, 1979: 26 • *Microhodotermes wasmanni*; protozoa.
- Johnson and Wood, 1980: 279–293 • *Microhodotermes wasmanni*; checklist; ecology; distribution.

🌐 DISTRIBUTION: Palaearctic Region—Egypt; Israel; Libya; Tunisia.

STOLOTERMITIDAE Holmgren, 1910

Stolotermitinae Holmgren, 1910b: 285 [listed as a subfamily of Protermitidae].

TYPE GENUS: *Stolotermes* Hagen, 1858.

- Engel et al., 2009: 10, 11, fig. 3 • Stolotermitidae; comments; status novus; raised to family rank; phylogeny.
- Ware et al., 2010b: 204–219, figs. 1–5 • Stolotermitidae; phylogeny; divergence time estimates; sister group to Hodotermitidae.

▲ 2 subfamilies, 2 genera: 10 living species, 2 fossil species; 1 fossil genus: 1 fossil species.

🌐🌐🌐 DISTRIBUTION: Australian Region; Ethiopian Region; Neotropical Region; Palaearctic Region.

POROTERMITINAE Emerson, 1942

Porotermitinae Emerson, 1942: 10 [as a subfamily of Hodotermitidae].

TYPE GENUS: *Porotermes* Hagen, 1858.

- Snyder, 1949a: 58 • Porotermitinae; as subfamily of Hodotermitidae; catalog.
- Grassé, 1949: 531 • Porotermitinae; as subfamily of Termopsidae; characters; genus included.
- Emerson, 1955: 516 • Porotermitinae; number of genera; distribution.
- Tu, 1955a: 33, 34 • Porotermitinae; as subfamily of Hodotermitidae; distribution.
- Weidner, 1955f: 38, 39, 49, 51 • Porotermitinae; as subfamily of Termopsidae; key; characters; genus included.
- Harris, 1961a: 48–49 • Porotermitinae; as subfamily of Termopsidae; characters.
- Bouillon and Mathot, 1965: 19 • Porotermitinae; as subfamily of Termopsidae; key; characters.
- Noirot and Noirot-Timotheé, 1965c: 268, fig. 2B • Porotermitinae; sternal gland location.
- Emerson, 1968a: 279–280 • Porotermitinae; as subfamily of Hodotermitidae; characters; phylogeny.
- Araujo, 1970d: 531, 532 • Porotermitinae; as subfamily of Hodotermitidae; number of genera and species. Neotropical Region.
- Krishna, 1970: 131, 134, 136, figs. 1, 3 • Porotermitinae; as subfamily of Hodotermitidae; discussion; phylogeny of subfamily and genera; distribution.
- Weidner, 1970c: 10, 11, 19 • Porotermitinae; as subfamily of Termopsidae; key; discussion.
- Araujo, 1972a: 254, 255 • Porotermitinae; as subfamily of Hodotermitidae; number of genera and species; distribution in Neotropical Region.
- Morimoto, 1975b: 11 • Porotermitinae; key.
- Ruelle, 1978a: 751 • Termopsidae [part]; biogeography. South Africa.
- Roonwal et al., 1979a: 116, 120 • Porotermitinae; as subfamily of Hodotermitidae; distribution.
- Ampion and Quennedey, 1981: 249, 250, 253, 254, fig. 1 • Porotermitinae; sternal and tergal gland; phylogeny.
- Roonwal and Chhotani, 1989: 115, 119, 121–125, 134–138 • Porotermitinae; as subfamily of Hodotermitidae; characters; distribution and composition.
- Watson and Gay, 1991: 344 • Porotermitinae; as subfamily of Termopsidae; characters; genera included; biology.
- Noirot, 1995b: 197–226 • Porotermitinae; gut morphology.
- Constantino, 1998b: 141 • Porotermitinae; as subfamily of Termopsidae; catalog. New World.
- Kambhampati and Eggleton, 2000: 20 • Porotermitinae; as subfamily of Termopsidae; key.
- Eggleton, 2000: 35 • Termopsidae [part]; distribution.
- Abensperg-Traun and Steven, 1997: 473 • Termopsidae [part]; species density in Australia.

- Uys, 2002: 24 • Termopsidae [part]; remarks.
- Williams, 2002: 42 • Termopsidae [part]; rainforest; distribution. Australia.
- Deitz et al., 2003: 69–91 • Termopsidae [part]; characters; phylogeny; cladistic analysis.
- Engel and Krishna, 2004a: 3, 5, table 1 • Porotermitinae; of Termopsidae; classification; listed.
- Quennedey et al., 2008: 168–185 • Porotermitinae; of Termopsidae; sternal gland; histology; phylogeny.
- Costa-Leonardo et al., 2009: 1–6 • Porotermitinae; semiochemicals; trail, alarm and sex pheromones.
- Engel et al., 2009: 10, 11, table 3 • Porotermitinae; classification.

▲ 2 genera: 3 living species; 1 fossil genus: 1 fossil species.

🌐🌐🌐 DISTRIBUTION: Australian Region; Ethiopian Region; Neotropical Region.

†*Chilgatermes* Engel, Pan, and Jacobs, in press

†*Chilgatermes* Engel et al.: in press.

TYPE SPECIES: *Chilgatermes diamatensis* Engel et al., in press, by original designation.

🌐 DISTRIBUTION: Ethiopian Region.

†*Chilgatermes diamatensis* Engel, Pan, and Jacobs, in press

†*Chilgatermes diamatensis* Engel et al., in press: [imago forewing].

TYPE DATA: Holotype: CNME CH 52-70 imago wing.

TYPE LOCALITY: Ethiopia: Amhara Region: Chilga Woreda, approx. 60 km west of Gondar.

🌐 DISTRIBUTION: Ethiopian Region—Ethiopia.

* FOSSIL RECORD: Cenozoic–Palaeogene: Oligocene: Chattian.

Porotermes Hagen, 1858

Porotermes Hagen, 1858c: 101 [first introduced as a subgenus of *Hodotermes* Hagen, 1853].

TYPE SPECIES: *Termes quadricollis* Rambur, 1842 by monotypy.

- Hagen, 1858b: 10 • *Porotermes*; subgenus of *Hodotermes*; listed; species included.
- Brauer, 1868: 393 • *Porotermes*; key.
- Froggatt, 1897a: 517, 536 • *Porotermes*; characters.
- Silvestri, 1903: 18 • *Porotermes*; reference list; characters.
- Desneux, 1904b: 19–20 • *Porotermes*; reference list; characters; key; species included; distribution.
- Escherich, 1909: 172, 179 • *Porotermes*; key.
- Holmgren, 1909b: 28, 29, 121 • *Porotermes*; fontanelle; thorax.
- Holmgren, 1910b: 285 • *Porotermes*; listed under *Calotermitinae*.
- Holmgren, 1911a: 10, 49–51 • *Porotermes*; included in *Calotermitinae*; reference list; characters; key; subgenera and species included; relationships.
- Warren, 1919: 2 • *Porotermes*; distribution.
- Fuller, 1921: 19, 21, 23, 24, 31 • *Porotermes*; key.
- Hill, 1925c: 88 • *Porotermes*; characters.
- Hill, 1926b: 143, 144 • *Porotermes*; included in *Calotermitinae*; key; species included.
- Emerson, 1928b: 405 • *Porotermes*; distribution.
- Hare, 1937: 474, 475, pls. 1, 2 • *Porotermes*; phylogeny; Holmgren's phylogeny compared.

- Emerson, 1942: 11 • *Porotermes*; listed.
- Hill, 1942: 14, 32–33 • *Porotermes*; key; synonymy; imago, soldier diagnosed.
- Snyder, 1949a: 58 • *Porotermes*; catalog; reference list.
- Ratcliffe et al., 1952: 54, 71 • *Porotermes*; key.
- Emerson, 1955: 509 • *Porotermes*; number of species; distribution.
- Weidner, 1955f: 69 • *Porotermes*; number of species; distribution.
- Calaby and Gay, 1959: 211 • *Porotermes*; zoogeography; number of species.
- Bouillon and Mathot, 1965: 19, 72, 73, pl. 4: fig. 4c • *Porotermes*; distribution; imago/worker mandibles figured.
- Morimoto, 1967a: 10 • *Porotermes*; distribution.
- Sen-Sarma, 1968: 9 • *Porotermes*; phylogeny.
- Araujo, 1970d: 532 • *Porotermes*; distribution; number of species in Neotropical Region.
- Bouillon and Mathot, 1971: table • *Porotermes*; number of species in Ethiopian Region; soldier measurements.
- Villan, 1972: 39–45 • *Porotermes*; synonymy; characters; key to species.
- Morimoto, 1975b: 12 • *Porotermes*; characters.
- Araujo, 1977c: 67 • *Porotermes*; catalog.
- Roonwal et al., 1979a: 126 • *Porotermes*; wing microsculpturing.
- Fontes, 1983: 143 • *Porotermes*; additions and corrections to Araujo's catalog, 1977c.
- Roonwal, 1983b: 363 • *Porotermes*; wing microsculpturing.
- Chhotani, 1985: 89 • *Porotermes*; distribution and zoogeography.
- Constantino, 1998b: 209 • *Porotermes*; catalog.
- Fontes and Monteiro, 1998: 39 • *Porotermes*; etymology and pronunciation.
- Constantino, 2002a: 14 • *Porotermes*; key.
- Uys, 2002: 24–25, fig. 39 • *Porotermes*; key; species included; diagnosis; biology; distribution. South Africa.
- Engel et al., 2009: 10, 11, table 3 • *Porotermes*; classification.

Planitermes Holmgren, 1911a: 50 [first introduced as a subgenus of *Porotermes* Hagen, 1858].

TYPE SPECIES: *Calotermes planiceps* Sjöstedt, 1904 by monotypy.

- Sjöstedt, 1926d: 23, 44 • *Planitermes*; key.
- Emerson, 1928b: 415 • *Planitermes*; synonymized with *Porotermes*.
- Webb, 1961: 8 • *Planitermes*; key; included in Calotermitidae.

▲ 3 species.

🌐🌐🌐 DISTRIBUTION: Australian Region; Ethiopian Region; Neotropical Region.

Porotermes adamsoni (Froggatt, 1897)

Calotermes adamsoni Froggatt, 1897a: 532–534 (imago, soldier, worker), pl. 35: figs. 2, 2a, 2b.

TYPE DATA: Lectotype: ANIC No. 9162 imago ♂. Paralectotypes: ANIC soldier, NMV soldiers, presoldiers, workers.

LECTOTYPE DESIGNATION: Hill, 1942: 36 • Holotype [= lectotype] designated.

TYPE LOCALITY: Australia: New South Wales: Uralla.

- Hagen, 1858c: 46 • *Calotermes convexus* [misidentification; soldier and workers incorrectly associated with imago of *Calotermes convexus*]; soldier, worker described.
- Froggatt, 1897a: 522, 523 • *Calotermes convexus* [misidentification; soldier and workers incorrectly associated with imago of *Calotermes convexus*]; soldier, worker described. Australia: Tasmania.
- Desneux, 1904b: 20 • *Porotermes Adamsoni*; reference list. Australia.

- Froggatt, 1905: 19, 22 • *Calotermes adamsoni*; characters; locality. Australia.
- Desneux, 1906a: 360 • *Porotermes Adamsoni*; new combination.
- Holmgren, 1911a: 50 • *Porotermes (Porotermes) Adamsoni*; listed. Australia.
- Hill, 1921b: 437 • *Porotermes adamsoni*; locality. Australia.
- Hill, 1925c: 88 • *Porotermes adamsoni*; imago, soldier measurements. Australia.
- Hill, 1926b: 144–146 • *Porotermes adamsoni*; synonymy; imago, soldier described; locality. Australia.
- Hill, 1932b: 11, 12–14, fig. 8 • *Porotermes adamsoni*; imago, soldier described and figured; key; distribution. Australia.
- Kirby, 1932: 390, 444 • *Porotermes adamsoni*; protozoa.
- Hill, 1933b: 36–37 • *Porotermes adamsoni*; imago, soldier described; biology; locality. Australia.
- Hare, 1937: 467, pl. 6: fig. 7 • *Porotermes adamsoni*; imago/worker, soldier mandibles, measurements and figures.
- Miller, 1941: 333 • *Porotermes adamsoni*; listed. New Zealand.
- Emerson, 1942: 1, 9 • *Porotermes adamsoni*; listed; comparisons.
- Hill, 1942: 33–36, figs. 19, 20, pl. 3: fig. 1 • *Porotermes adamsoni*; imago, soldier described and figured; synonymy; distribution; biology. Australia.
- Kelsey, 1944b: 232, 236, 259, figs. 19, 20F, 21B, 22, 23, 26B, 27D, 28B, 29F • *Porotermes adamsoni*; synonymy; key; imago, soldier, wing micrasters described and figured; distribution. New Zealand.
- Snyder, 1949a: 58 • *Porotermes adamsoni*; catalog; reference list; synonymy. Australia.
- Coaton, 1949b: 34 • *Porotermes adamsoni*; comparisons.
- Ratcliffe et al., 1952: 71–73, fig. 11S • *Porotermes adamsoni*; soldier figured; characters; biology; damage; distribution.
- Roonwal and Pant, 1953: 46 • *Porotermes adamsoni*; collection catalog. Australia.
- Calaby and Gay, 1959: 214, 222 • *Porotermes adamsoni*; damage; biology.
- Harris, 1961a: 49, 112 • *Porotermes adamsoni*; damage; distribution.
- Mathur and Thapa, 1962a: 5 • *Porotermes adamsoni*; collection catalog. Australia.
- Gay, 1967: 12, 25, 63, fig. 12 • *Porotermes adamsoni*; imago, soldier described and figured; distribution; introduced into New Zealand.
- Emerson, 1968a: 279 • *Porotermes adamsoni*; listed.
- Gay and Calaby, 1970: 401–402 • *Porotermes adamsoni*; biology; damage; distribution. Australia.
- Villan, 1972: 42, 43 • *Porotermes adamsoni*; key.
- Mathot, 1978: 51 • *Porotermes adamsoni*; collection catalog; types listed.
- Yamin, 1979: 26 • *Porotermes adamsoni*; protozoa.
- Roonwal et al., 1979a: 120–121, figs. 4A–C • *Porotermes adamsoni*; wing microsculpturing.
- Veivers et al., 1980: 75–77 • *Porotermes adamsoni*; gut physiology.
- Lenz et al., 1982a: 423–435 • *Porotermes adamsoni*; ecology; diet.
- Bain and Jenkin, 1983: 368, 369 • *Porotermes adamsoni*; distribution. New Zealand: interception.
- Prestwich, 1984a: table 1 • *Porotermes adamsoni*; checklist; ecology; defense mode; chemicals; distribution.
- Lenz, 1985: 125–145 • *Porotermes adamsoni*; neotomics: numbers and elimination.
- Lenz and Williams, 1986: 215–226 • *Porotermes adamsoni*; diet; temperature.
- Nkunika, 1990: 251–258 • *Porotermes adamsoni*; biology.
- Watson and Gay, 1991: figs. 20.7, 20.12A • *Porotermes adamsoni*; gut, nest figured.
- Nkunika, 1992: 275–276 • *Porotermes adamsoni*; female reproductives; measurements; biology.
- Watson and Abbey, 1993b: 10, fig. 2 • *Porotermes adamsoni*; distribution map.
- Watson et al., 1998: 249, fig. 7 • *Porotermes adamsoni*; soldier figured; catalog; synonymy; distribution; ecology. Australia.
- Sillam-Dussès et al., 2007: 1960–1977 • *Porotermes adamsoni*; foraging behavior; sternal gland; chemical communication; phylogeny.
- Engel et al., 2009: 22, 24, 25, figs. 2, 3 • *Porotermes adamsoni*; character-state coding; phylogeny.
- Pearson et al., 2010: 241–247 • *Porotermes adamsoni*; interception. New Zealand.

Porotermes (Planitermes) grandis Holmgren, 1912b: 281 (soldier) [placed in the subgenus *Planitermes* in a remark on the species description].

TYPE DATA: Lectotype: DEIB soldier. Paralectotype(s): AMNH soldier.

LECTOTYPE DESIGNATION: Watson et al., 1998: 249.

TYPE LOCALITY: Australia: Victoria: Cape Otway.

- Hill, 1925c: 88 • *Porotermes grandis*; imago, soldier measurements. Australia.
- Hill, 1926b: 147–149 • *Porotermes grandis*; imago, soldier described; locality. Australia.
- Kirby, 1932: 390, 444 • *Porotermes grandis*; protozoa.
- Hill, 1932b: 13 • *Porotermes grandis*; tentatively synonymized with *adamsoni*.
- Hill, 1933b: 36 • *Porotermes grandis*; synonymized with *adamsoni*.
- Sutherland, 1934: 6 • *Porotermes grandis*; gut histology.

Porotermes froggatti Holmgren, 1912b: 281 [new species name given to soldiers and worker misidentified by Froggatt, 1897: 523 and by Hagen, 1858: 46 as *Calotermes convexus* Walker].

TYPE DATA: (Type status and depository unknown): soldiers, workers [AMNH soldiers, nymphs, labeled “from Hagen” may be part of syntype series. In the Holmgren collection the syntype of *froggatti* is labeled “*Porotermes convexus* (Walker), Tasmania”].

TYPE LOCALITY: ?Tasmania.

- Holmgren, 1911a: 51 • *Porotermes (Porotermes) Froggatti*; listed as n. sp.; nomen nudum. Tasmania.
- Hill, 1926b: 146–147 • *Porotermes froggatti*; soldier described; locality. Australia.
- Hill, 1932b: 13 • *Porotermes froggatti*; tentatively synonymized with *adamsoni*.
- Hill, 1933b: 36 • *Porotermes froggatti*; synonymized with *adamsoni*.
- Watson et al., 1998: 249, fig. 7 • *Porotermes froggatti*; incorrectly placed in subgenus *Planitermes*; listed as a synonym.

🌐 DISTRIBUTION: Australian Region—Australia: Australian Capital Territory, New South Wales, Queensland, South Australia, Tasmania, Victoria; New Zealand: intercepted.

Porotermes planiceps (Sjöstedt, 1904)

Calotermes planiceps Sjöstedt, 1904: 17–18 (soldier), pl. I: G1–G4.

TYPE DATA: Syntypes: SAM soldiers, NHRM: soldiers, AMNH soldier.

TYPE LOCALITY: South Africa: Cape Province?

- Desneux, 1904b: 24 • *Calotermes planiceps*; reference list. South Africa.
- Holmgren, 1911a: 51 • *Porotermes (Planitermes) planiceps*; listed; new combination. South Africa.
- Fuller, 1921: 17, 31 • *Porotermes planiceps*; synonymy; characters; discussion; locality. South Africa.
- Hegg, 1922: 681 • *Porotermes (Planitermes) planiceps*; reference list; distribution.
- Sjöstedt, 1926d: 44, fig. 12 • *Planitermes planiceps*; soldier figured; reference list; biology; remarks; locality; new combination. South Africa.
- Emerson, 1928b: 415, 420 • *Porotermes planiceps*; synonymy.
- Emerson, 1942: 1 • *Porotermes planiceps*; synonymy.
- Tembrock, 1944: fig. 10 • *Planitermes planiceps*; map; species distribution.
- Snyder, 1949a: 59 • *Porotermes planiceps*; catalog; reference list. South Africa.
- Coaton, 1949b: 15, 26–35, figs. 4, 5 • *Porotermes planiceps*; synonymy; imago, primary, secondary queen (previously undescribed), soldier described and figured; biology; distribution. South Africa.

- Coaton, 1950: 28, 30 • *Porotermes planiceps*; key.
- Coaton, 1958: 1 • *Porotermes planiceps*; listed.
- Harris, 1961a: 49, 60 • *Porotermes planiceps*; distribution.
- Springhetti, 1964b: 213 • *Porotermes planiceps*; seminal vesicles.
- Springhetti and Oddone, 1964: 146, 150, 153, 154, figs. 6, 14 • *Porotermes planiceps*; seminal vesicles.
- Bouillon and Mathot, 1965: 19, 72, 73, pl. 4: figs. 4a, 4b • *Porotermes planiceps*; soldier figured.
- Bouillon and Mathot, 1971: table: no. 55 • *Porotermes planiceps*; measurements.
- Villan, 1972: 42, 43 • *Porotermes planiceps*; key.
- Coaton and Sheasby, 1976b: 174–180, figs. 1–4 • *Porotermes planiceps*; soldier figured; synonymy; ecology; biology; nest; distribution. South Africa.
- Jarzembowski, 1991: 98, fig. 8 • *Porotermes planiceps*; gravid female figured.
- Nkunika, 1992: 276 • *Porotermes planiceps*; biology; comparisons.
- Noirod, 1995b: 197–226 • *Porotermes planiceps*; gut morphology.
- Uys, 2002: figs. 35–39 • *Porotermes planiceps*; soldier, nest figured; distribution map.
- Ohkuma et al., 2004: 701–710 • *Porotermes planiceps*; phylogeny; COII sequences.
- Engel et al., 2009: 22, 24, 25, figs. 2, 3 • *Porotermes planiceps*; character-state coding; phylogeny.

Calotermes amabilis Sjöstedt, 1911b: 3–4 (imago).

TYPE DATA: Syntype(s): NHRM imago.

TYPE LOCALITY: South Africa: Cape Province.

- Fuller, 1921: 31 • *Calotermes amabilis*; imago; probable synonymy with *planiceps*.
- Hegh, 1922: 683 • *Calotermes amabilis*; reference list; distribution.
- Sjöstedt, 1926d: 27, pl. 2: fig. 2A • *Calotermes amabilis*; reference list; fore- and hind wing figured. South Africa.
- Emerson, 1928b: 415 • *Calotermes amabilis*; imago; probable synonymy with *planiceps*.
- Emerson, 1942: 1 • *Calotermes amabilis*; imago; synonymized with *planiceps*.

🌐 DISTRIBUTION: Ethiopian Region—South Africa.

Porotermes quadricollis (Rambur, 1842)

Termes quadricollis Rambur, 1842: 304 (imago).

TYPE DATA: Holotype: RIB imago.

TYPE LOCALITY: Chile.

- Walker, 1853: 504 • *Termes pallidus* [part]; [misidentification; locality unknown; see comments by Hagen, 1858c: 101, 103].
- Hagen, 1854: 223 • *Termes quadricollis*; discussion.
- Hagen, 1855: 288, 291 • *Termes quadricollis*; discussion.
- Hagen, 1858b: 16 • *Hodotermes (Porotermes) quadricollis*; imago described; synonymy; distribution. Chile.
- Hagen, 1858c: 101–104, 243, pl. 1: fig. 10 • *Hodotermes (Porotermes) quadricollis*; imago described and figured; synonymy; distribution; new combination. Chile.
- Hagen, 1861b: 299 • *Hodotermes quadricollis*; synonymy; distribution. Chile.
- Hagen, 1862a: 59, 87 • *Termes quadricollis*; discussion.
- Girard, 1879: 273 • *Porotermes quadricollis*; discussion.
- Silvestri, 1901: 1 • *Porotermes quadricollis*; new combination; locality. Chile.
- Silvestri, 1903: 18–20, fig. 1, pl. 1: figs. 1–7 • *Porotermes quadricollis*; imago, soldier described; wings, imago, soldier figured; synonymy; distribution. Chile.
- Desneux, 1904b: 20 • *Porotermes quadricollis*; reference list; synonymy. Chile.

- Holmgren, 1906: 668 • *Porotermes quadricollis*; distribution. Chile.
- Holmgren, 1909b: 97, fig. 33a • *Porotermes quadricollis*; anatomy; imago mandibles figured.
- Holmgren, 1911a: 50, pl. 2: fig. 3, pl. 3: fig. 4, pl. 4: fig. 1 • *Porotermes (Porotermes) quadricollis*; listed; imago, wings, soldier figured. Chile.
- Desneux, 1915: 5 • *Porotermes quadricollis*; remarks; locality. Chile.
- Browman, 1935: 122, fig. 10 • *Porotermes (Porotermes) quadricollis*; female genitalia described and figured.
- Emerson, 1942: 1 • *Porotermes quadricollis*; listed.
- Snyder, 1949a: 59 • *Porotermes quadricollis*; catalog; reference list. Chile.
- Ahmad, 1950: 81, fig. 6 • *Porotermes quadricollis*; imago mandibles figured.
- Harris, 1961a: 49, 62 • *Porotermes quadricollis*; distribution.
- Mathur and Thapa, 1962a: 5 • *Porotermes quadricollis*; collection catalog. Chile.
- Guzmán, 1966: 6, 8 • *Porotermes quadricollis*; synonymy; locality. Chile.
- Araujo, 1970d: 542 • *Porotermes quadricollis*; ecology; distribution.
- Villan, 1972: 42, 43 • *Porotermes quadricollis*; key.
- Morimoto, 1975b: 13, fig. 18 • *Porotermes quadricollis*; imago, soldier figured.
- Araujo, 1977c: 67 • *Porotermes quadricollis*; catalog. Argentina; Chile.
- Villan, 1982: 151–161 • *Porotermes quadricollis*; synonymy; imago, soldier described and figured; biology; distribution. Chile.
- Fujiyama, 1983: 91 • *Porotermes quadricollis*; discussion.
- Jarzembowski, 1984: 77, fig. 19 • *Porotermes quadricollis*; imago figured.
- Torales et al., 1997: 48 • *Porotermes quadricollis*; distribution. Argentina.
- Constantino, 1998b: 209 • *Porotermes quadricollis*; catalog. Argentina; Chile.
- Fontes, 1998: 370–371 • *Porotermes quadricollis*; catalog; distribution. Argentina.
- Constantino, 2002a: figs. 11–12 • *Porotermes quadricollis*; soldier figured.
- Camousseight and Alehandro, 2005: 39–45 • *Porotermes quadricollis*; synonymy; measurements; soldier, worker mandibles described and figured; distribution. Chile.
- Torales et al., 2005a: 881 • *Porotermes quadricollis*; distribution. Argentina: Chubut, Neuquen, Río Negro.

Calotermes chilensis cayutuensis Goetsch, 1933: 229, figs. 1a, e, 2c, d (imago, soldier).

TYPE DATA: Syntypes: Depository unknown.

TYPE LOCALITY: Chile: Cayutue.

- Snyder, 1949a: 23 • *Neotermes chilensis* var. *cayutuensis*; catalog; reference list. Chile.
- Krishna, 1961: 325 • *Neotermes chilensis* subsp. *cayutuensis*; listed.
- Guzmán, 1966: 4 • *Neotermes chilensis* subsp. *cayutuensis*; synonymy; locality. Chile.
- Araujo, 1977c: 20 • *Neotermes chilensis cayutuensis*; catalog; treated as valid subspecies. Chile.
- Constantino, 1998b: 137, 151 • *Neotermes chilensis cayutuensis*; catalog; possible synonym of *Neotermes chilensis*. Chile.
- Camousseight and Alehandro, 2005: 39–45 • *Neotermes chilensis* subsp. *cayutuensis*; synonymized with *Porotermes quadricollis*; locality. Chile.

🌐 DISTRIBUTION: Neotropical Region—Argentina: Chubut, Neuquen, Río Negro; Chile.

STOLOTERMITINAE Holmgren, 1910

Stolotermitinae Holmgren, 1910b: 285 [listed as subfamily of Protermitidae].

TYPE GENUS: *Stolotermes* Hagen, 1858.

- Holmgren, 1911a: 10, 34, 35, 45–46 • Stolotermitinae; as subfamily of Protermitidae; characters; key; systematic position.
- Banks and Snyder, 1920: 10 • Stolotermitinae; key.
- Handlirsch, 1923: 504, 505 • Stolotermitini; as tribe of Calotermitinae; key; synonymy.
- Handlirsch, 1930: 856 • Stolotermitini; as tribe of Calotermitinae; key; distribution.
- Hare, 1937: 475 • Stolotermitinae; as subfamily of Protermitidae; phylogeny after Holmgren.
- Emerson, 1942: 6–7, 9–11 • Stolotermitinae; as subfamily of Hodotermitidae; synonymy; diagnosis.
- Snyder, 1949a: 57 • Stolotermitinae; as subfamily of Hodotermitidae; catalog; synonymy.
- Grassé, 1949: 531 • Stolotermitinae; as subfamily of Termopsidae; characters; genus included.
- Emerson, 1955: 516 • Stolotermitinae; number of genera; distribution.
- Tu, 1955a: 33, 34 • Stolotermitinae; as subfamily of Hodotermitidae; distribution.
- Weidner, 1955f: 38, 49, 51 • Stolotermitinae; as subfamily of Termopsidae; key; characters; genus included.
- Harris, 1961a: 48 • Stolotermitinae; of Termopsidae; characters.
- Bouillon and Mathot, 1965: 19 • Stolotermitinae; as subfamily of Termopsidae; key; characters.
- Noirot and Noirot-Timotheé, 1965c: 268, fig. 2B • Stolotermitinae; sternal gland location.
- Emerson, 1968a: 280 • Stolotermitinae; as subfamily of Hodotermitidae; characters; phylogeny.
- Krishna, 1970: 131, 134, 136, figs. 1, 3 • Stolotermitinae; as subfamily of Hodotermitidae; discussion; phylogeny of subfamily and genera; distribution.
- Weidner, 1970c: 10, 11, 18–19 • Stolotermitinae; as subfamily of Termopsidae; key; discussion.
- Morimoto, 1975b: 11 • Stolotermitinae; key.
- Ruelle, 1978a: 751 • Termopsidae [part]; biogeography. South Africa.
- Roonwal et al., 1979a: 119 • Stolotermitinae; as subfamily of Hodotermitidae; listed.
- Ampion and Quennedey, 1981: 249, 250, 253, 254, fig. 1 • Stolotermitinae; sternal and tergal gland; phylogeny.
- Roonwal and Chhotani, 1989: 115, 119, 121–125, 134–138 • Stolotermitinae; as subfamily of Hodotermitidae; characters; distribution and composition.
- Watson and Gay, 1991: 344 • Stolotermitinae; as subfamily of Termopsidae; characters; genera included; biology.
- Noirot, 1995b: 197–226 • Stolotermitinae; gut morphology.
- Abensperg-Traun and Steven, 1997: 473 • Termopsidae [part]; species density in Australia.
- Kambhampati and Eggleton, 2000: 20 • Stolotermitinae; as subfamily of Termopsidae; key.
- Eggleton, 2000: 35 • Termopsidae [part]; distribution.
- Uys, 2002: 24 • Termopsidae [part]; remarks.
- Williams, 2002: 42 • Termopsidae [part]; rainforest; distribution. Australia.
- Deitz et al., 2003: 69–91 • Termopsidae [part]; characters; phylogeny; cladistic analysis.
- Engel and Krishna, 2004a: 2, 5, table 1 • Stolotermitinae; of Termopsidae; classification; listed.
- Engel and Krishna, 2004b: 169–170 • Stolotermitinae; proposal to place on Official List of Family-Group Names in Zoology; proposed conservation of Termopsidae over Stolotermitinae when type genera are placed in the same family-group taxon.
- ICZN, 2005: 164–166 • Stolotermitinae; Termopsidae given priority over Stolotermitinae when type genera are placed in the same family-group taxon; placed on Official List of Family-Group Names in Zoology.
- Inward et al., 2007b: 953–967 • Termopsidae [part]; generic level phylogeny; morphological and molecular data; life histories.
- Quennedey et al., 2008: 168–185 • Stolotermitinae; of Termopsidae; sternal gland; histology; phylogeny.

- Costa-Leonardo et al., 2009: 1–6 • *Stolotermitinae*; semiochemicals; trail, alarm and sex pheromones.
- Engel et al., 2009: 10, 11 • *Stolotermitinae*; classification.

▲ 1 genus: 7 living species, 2 fossil species.

🌐 DISTRIBUTION: Australian Region; Ethiopian Region; Palaearctic Region.

Stolotermes Hagen, 1858

Stolotermes Hagen, 1858c: 105 [first introduced as a subgenus of *Hodotermes* Hagen, 1853].

TYPE SPECIES: *Hodotermes (Stolotermes) brunneicornis* Hagen, 1858 by monotypy.

- Hagen, 1858b: 16 • *Stolotermes*; subgenus of *Hodotermes*; species included.
- Brauer, 1868: 393 • *Stolotermes*; key.
- Froggatt, 1897a: 517, 537 • *Stolotermes*; characters.
- Desneux, 1904b: 17, 18 • *Stolotermes*; reference list; characters; key; species included; distribution.
- Hudson, 1904: 3 • *Stolotermes*; characters.
- Froggatt, 1905: 22 • *Stolotermes*; characters.
- Escherich, 1909: 172, 179 • *Stolotermes*; key.
- Holmgren, 1909b: 28, 29, 121, 150 • *Stolotermes*; fontanelle; thorax, cerci.
- Holmgren, 1911a: 10, 46 • *Stolotermes*; reference list; key; species included.
- Warren, 1919: 2 • *Stolotermes*; distribution.
- Emerson, 1928b: 405 • *Stolotermes*; distribution.
- Hare, 1937: 474, pl. 1 • *Stolotermes*; phylogeny.
- Emerson, 1942: 6, 7–10, 11 • *Stolotermes*; synonymy; diagnosis; relationships.
- Hill, 1942: 14, 21–22 • *Stolotermes*; key; synonymy; imago, soldier diagnosed.
- Snyder, 1949a: 57 • *Stolotermes*; catalog; reference list.
- Ratcliffe et al., 1952: 54, 73–74 • *Stolotermes*; key; biology; species included; distribution.
- Emerson, 1955: 509 • *Stolotermes*; number of species; distribution.
- Weidner, 1955f: 69 • *Stolotermes*; number of species; distribution.
- Calaby and Gay, 1959: 211 • *Stolotermes*; zoogeography; number of species.
- Bouillon and Mathot, 1965: 19, 72, 73, pl. 4: fig. 3d • *Stolotermes*; distribution; imago/worker mandibles figured.
- Morimoto, 1967a: 10 • *Stolotermes*; distribution.
- Emerson, 1968a: 280, 282 • *Stolotermes*; characters.
- Sen-Sarma, 1968: 9 • *Stylotermes* [sic]; phylogeny.
- Bouillon and Mathot, 1971: table • *Stolotermes*; number of species in Ethiopian Region; soldier measurements.
- Morimoto, 1975b: 12 • *Stolotermes*; characters.
- Chhotani and Bose, 1979b: 27 • *Stolotermes*; nesting behavior and nests.
- Roonwal et al., 1979a: 126 • *Stolotermes*; wing microsculpturing.
- Roonwal, 1983b: 363 • *Stolotermes*; wing microsculpturing.
- Chhotani, 1985: 89 • *Stolotermes*; distribution and zoogeography.
- Klass et al., 2000: 131 • *Stolotermes*; relationships.
- Uys, 2002: 24, 26–27, fig. 44 • *Stolotermes*; key; species included; diagnosis; biology; distribution. South Africa.
- Engel and Krishna, 2004b: 169–170 • *Stolotermes*; proposal to place on Official List of Generic Names in Zoology.
- ICZN, 2005: 164–166 • *Stolotermes*; placed on Official List of Generic Names in Zoology.

▲ 7 living species, 2 fossil species.

🌐 DISTRIBUTION: Australian Region; Ethiopian Region; Palaearctic Region.

***Stolotermes africanus* Emerson, 1942**

***Stolotermes africanus* Emerson, 1942: 3–4 (soldier, nymph), figs. 1, 2.**

TYPE DATA: Holotype: AMNH soldier. Paratypes: AMNH soldiers, nymphs, NHMM soldier, nymph, ZMH soldier, nymph, NCIP soldiers, MCG soldiers, AMNH soldiers, nymphs [five series from non-type localities], NCIP soldiers [not type locality], NCIP soldiers [not type locality].

TYPE LOCALITY: South Africa: Cape Province, 8 mi W of Coldstream.

- Emerson, 1947: 127–129 • *Stolotermes africanus*; dealate imago (previously unknown) described. South Africa.
- Snyder, 1949a: 57 • *Stolotermes africanus*; catalog. South Africa.
- Coaton, 1949b: 15, 22–26, fig. 3 • *Stolotermes africanus*; winged imago (previously unknown), soldier described and figured; locality. South Africa.
- Grassé, 1949: fig. 182 • *Stolotermes africanus*; soldier figured.
- Coaton, 1950: 28, 30 • *Stolotermes africanus*; key.
- Coaton, 1958: 1 • *Stolotermes africanus*; listed.
- Harris, 1961a: 60 • *Stolotermes africanus*; distribution.
- Bouillon and Mathot, 1965: 19, 72, 73, pl. 4: figs. 3a–3c • *Stolotermes africanus*; soldier figured.
- Weidner, 1966a: 224 • *Stolotermes africanus*; types listed.
- Emerson, 1968a: 281, 282 • *Stolotermes africanus*; comparisons.
- Gay, 1969b: 748, 752 • *Stolotermes africanus*; discussion.
- Van Boven, 1969a: 39 • *Stolotermes africanus*; types listed.
- Bouillon and Mathot, 1971: table, no. 56 • *Stolotermes africanus*; measurements.
- Mathot, 1974: 3 • *Stolotermes africanus*; collection catalog; types listed.
- Ruelle, 1975b: 4 • *Stolotermes africanus*; types listed.
- Coaton and Sheasby, 1978a: 208–212, figs. 1–3 • *Stolotermes africanus*; reference list; types; soldier described and figured; ecology; biology; nest; distribution. South Africa.
- Mathot, 1978: 51 • *Stolotermes africanus*; collection catalog; types listed.
- Yamin, 1979: 26 • *Stolotermes africanus*; protozoa.
- Raineri et al., 1993: 526 • *Stolotermes africanus*; types listed.
- Noirot, 1995b: 197–226 • *Stolotermes africanus*; gut morphology.
- Deligne, 1999: figs. 3, 4 • *Stolotermes africanus*; worker mandibles; functional morphology.
- Uys, 2002: figs. 40–44 • *Stolotermes africanus*; soldier, nest figured; distribution map.

🌐 DISTRIBUTION: Ethiopian Region—South Africa.

†*Stolotermes amanoi* Fujiyama, 1983

†*Stolotermes amanoi* Fujiyama, 1983: 90–91 (imago), fig. 7, pl. 1: fig. 4 [described as “*Stolotermes? amanoi*”].

TYPE DATA: Holotype: NSMT No. PA12213 imago.

TYPE LOCALITY: Japan: Miyagi Prefecture: Akiu, Anadozawa.

- Nel and Paicheler, 1993: 135 • *Stolotermes? amanoi*; type data; paleontology; distribution.

🌐 DISTRIBUTION: Palaearctic Region—Japan: Honshu.

✳️ FOSSIL RECORD: Cenozoic–Neogene: Miocene.

***Stolotermes australicus* Mjöberg, 1920**

***Stolotermes australicus* Mjöberg, 1920: 5, 9–11 (soldier, worker), pl. 1: fig. 8, pl. 2: figs. 1c, 3.**

TYPE DATA: Lectotype: NHRM soldier. Paralectotypes: NHRM soldiers, workers, ANIC No. 10 13126 soldier, workers, AMNH soldier, nymphs [not type locality].

LECTOTYPE DESIGNATION: Watson et al., 1998: 249.

TYPE LOCALITY: Australia: Queensland: Ravenshoe.

- Emerson, 1942: 4, 5, 6, fig. 2B • *Stolotermes australicus*; key; soldier measurements; mandibles figured.
- Hill, 1942: 22–23, fig. 8 • *Stolotermes australicus*; soldier described and figured; synonymy; distribution; biology. Australia.
- Snyder, 1949a: 57 • *Stolotermes australicus*; catalog; reference list. Australia.
- Ratcliffe et al., 1952: 74 • *Stolotermes australicus*; characters; distribution.
- Calaby and Gay, 1959: 214 • *Stolotermes australicus*; ecology.
- Gay, 1969b: 748 • *Stolotermes australicus*; listed.
- Watson and Abbey, 1993b: 11, fig. 3 • *Stolotermes australicus*; distribution map.
- Watson et al., 1998: 249 • *Stolotermes australicus*; catalog; synonymy; distribution; ecology. Australia.

 DISTRIBUTION: Australian Region—Queensland.

***Stolotermes brunneicornis* (Hagen, 1858)**

***Hodotermes (Stolotermes) brunneicornis* Hagen, 1858c: 105–106, 241 (imago), pl. 2: fig. 5.**

TYPE DATA: Lectotype: ZMB No. 2751 imago ♂. Paralectotypes: ZMB No. 2751 imago ♂, AMNH hind wing, MCZ No. 198 imago.

LECTOTYPE DESIGNATION: Watson et al., 1998: 249.

TYPE LOCALITY: Australia: Tasmania [Vandiemensland].

- Hagen, 1858b: 16 • *Hodotermes (Stolotermes) brunneicornis*; imago described; synonymy; distribution. Australia: Tasmania.
- Girard, 1879: 273 • *Stolotermes brunneicornis*; discussion; new combination.
- Redtenbacher, 1886: 183 • *Hodotermes brunneicornis*; wing venation.
- Froggatt, 1897a: 537 • *Stolotermes brunneicornis* [sic]; imago described; locality. Australia.
- Desneux, 1904b: 18 • *Stolotermes brunneicornis*; reference list. Australia: Tasmania.
- Froggatt, 1905: 22 • *Stolotermes brunneicornis* [sic]; characters; locality. Australia.
- Holmgren, 1911a: 46 • *Stolotermes brunneicornis*; listed. Tasmania.
- Cockerell, 1913: 7 • *Hodotermes brunneicornis*; discussion.
- Mjöberg, 1920: 5 • *Stolotermes brunneicornis*; key.
- Tillyard, 1926b: 105 • *Stolotermes brunneicornis*; locality.
- Emerson, 1942: 4, 5, 6, fig. 2A • *Stolotermes brunneicornis*; key; soldier measurements; mandibles figured.
- Hill, 1942: 23–26, figs. 7, 9, 10 • *Stolotermes brunneicornis*; imago, soldier described and figured; synonymy; distribution; biology. Australia.
- Snyder, 1949a: 57 • *Stolotermes brunneicornis*; catalog; reference list. Australia: Tasmania.
- Ahmad, 1950: 81, fig. 6 • *Stolotermes brunneicornis*; imago mandibles figured.
- Ratcliffe et al., 1952: 74 • *Stolotermes brunneicornis*; characters; biology; distribution.
- Roonwal and Pant, 1953: 46 • *Stolotermes brunneicornis*; collection catalog. Australia.
- Calaby and Gay, 1959: 214 • *Stolotermes brunneicornis*; ecology; distribution.
- Mathur and Thapa, 1962a: 5 • *Stolotermes brunneicornis*; collection catalog. Australia.
- Gay, 1969b: 752 • *Stolotermes brunneicornis*; discussion.
- Gay and Calaby, 1970: 400 • *Stolotermes brunneicornis*; biology; distribution. Australia: Tasmania.

- Morimoto, 1975b: 12, fig. 17 • *Stolotermes brunneicornis*; soldier figured.
- Yamin, 1979: 26 • *Stolotermes brunneicornis*; protozoa.
- Roonwal et al., 1979a: 119, fig. 2, pl. 1 • *Stolotermes brunneicornis*; wing microsculpturing.
- Myles, 1986b: 298 • *Stolotermes brunneicornis*; reproductive soldiers.
- Watson and Abbey, 1993b: 11, fig. 4 • *Stolotermes brunneicornis*; distribution map.
- Watson et al., 1998: 249–250 • *Stolotermes brunneicornis*; catalog; synonymy; distribution; ecology. Australia.
- Engel and Krishna, 2004b: 169–170 • *Hodotermes (Stolotermes) brunneicornis*; proposal to place on Official List of Specific Names in Zoology.
- ICZN, 2005: 164–166 • *Hodotermes (Stolotermes) brunneicornis*; placed on Official List of Specific Names in Zoology.
- Engel et al., 2009: 22, 24, 25, figs. 2, 3 • *Stolotermes brunneicornis*; character-state coding; phylogeny.

🌐 DISTRIBUTION: Australian Region—Australia: Tasmania.

Stolotermes inopinus Gay, 1969

Stolotermes inopinus Gay, 1969b: 748–751 (imago, soldier), fig. 1.

TYPE DATA: Holotype: NZAC imago ♂. Paratypes: NZAC imagoes, soldiers, nymphs, AMNH imagoes, soldiers, nymph.

TYPE LOCALITY: New Zealand: Wellington, 2 mi E of Eastbourne.

- Bain and Jenkin, 1983: 368, 369 • *Stolotermes inopinus*; distribution. New Zealand.
- Klass et al., 2000: 121–130 • *Stolotermes inopinus*; external male genitalia; morphology; phylogeny.
- Belyaeva and Dovgobrod, 2006: 504 • *Stolotermes inopinus*; female genitalia described.

🌐 DISTRIBUTION: Australian Region—New Zealand.

†*Stolotermes kupe* Kaulfuss, Harris, and Lee, 2010

†*Stolotermes kupe* Kaulfuss et al., 2010: 705–709 (imago forewing).

TYPE DATA: Holotype: UONZ imago forewing.

TYPE LOCALITY: New Zealand: Otago: Foulen Maar diatomite, near Middlemarch.

🌐 DISTRIBUTION: Australian Region—New Zealand.

✳️ FOSSIL RECORD: Cenozoic–Neogene: Miocene.

Stolotermes queenslandicus Mjöberg, 1920

Stolotermes queenslandicus Mjöberg, 1920: 5, 6–9 (imago, soldier, worker), figs. 1, 2, pl. 1: fig. 2.

TYPE DATA: Lectotype: NHRM soldier. Paralectotypes: NHRM imagoes, workers, AMNH imagoes, soldiers, nymphs, AMNH soldier, nymph [two series from non-type localities], USNM imago, USNM soldier, nymph, AMNH soldier, nymph [not type locality].

LECTOTYPE DESIGNATION: Watson et al., 1998: 250.

TYPE LOCALITY: Australia: Queensland: Ravenshoe [Cedar Creek].

- Browman, 1935: 122, fig. 9 • *Stolotermes queenslandicus*; female genitalia described and figured.
- Emerson, 1942: 5, 6, fig. 2C • *Stolotermes queenslandicus*; key; soldier measurements; mandibles figured.

- Hill, 1942: 26–27, figs. 11, 12 • *Stolotermes queenslandicus*; imago, soldier described and figured; synonymy; distribution; biology. Australia.
- Snyder, 1949a: 57 • *Stolotermes queenslandicus*; catalog; reference list. Australia.
- Calaby and Gay, 1959: 214 • *Stolotermes queenslandicus*; ecology.
- Gay, 1969b: 752 • *Stolotermes queenslandicus*; discussion.
- Gay and Calaby, 1970: 400 • *Stolotermes queenslandicus*; biology; distribution. Australia.
- Yamin, 1979: 26 • *Stolotermes queenslandicus*; protozoa.
- Watson and Abbey, 1993b: 12, fig. 5 • *Stolotermes queenslandicus*; distribution map.
- Watson et al., 1998: 250 • *Stolotermes queenslandicus*; catalog; synonymy; distribution; ecology. Australia.

🌐 DISTRIBUTION: Australian Region—Queensland.

Stolotermes ruficeps Brauer, 1865

Stolotermes ruficeps Brauer, 1865: 977 (imago).

TYPE DATA: Lectotype: NHMW imago.

LECTOTYPE DESIGNATION: Hill, 1942: 29 [inadvertent selection by inference of “holotype” (ICZN, 1999, art. 74.6)].

TYPE LOCALITY: New Zealand: Patria.

- Brauer, 1866: 46 • *Stolotermes ruficeps*; imago described. New Zealand.
- Froggatt, 1897a: 538–539, pl. 36: figs. 2a, 2c • *Stolotermes ruficeps*; imago, soldier described; soldier and wings figured; locality. New Zealand.
- Desneux, 1904b: 18 • *Stolotermes ruficeps*; reference list. New Zealand.
- Hudson, 1904: 3–4, pl. 1: figs. 1–3 • *Stolotermes ruficeps*; imago, soldier described and figured; biology. New Zealand.
- Froggatt, 1905: 22 • *Stolotermes ruficeps*; characters; locality. Australia.
- Holmgren, 1911a: 46, pl. 2: fig. 5, pl. 3: fig. 5 • *Stolotermes ruficeps*; listed. New Zealand.
- Mjöberg, 1920: 5 • *Stolotermes ruficeps*; listed.
- Tillyard, 1926b: 105 • *Stolotermes ruficeps*; locality.
- Hare, 1937: 467, pl. 6: fig. 5 • *Stolotermes ruficeps*; imago/worker, soldier mandibles, measurements and figures.
- Miller, 1941: 333 • *Stolotermes ruficeps*; listed. New Zealand.
- Emerson, 1942: 5, 6, 7 • *Stolotermes ruficeps*; key; comparisons.
- Hill, 1942: 27–29, fig. 13 • *Stolotermes ruficeps*; imago, soldier described and figured; synonymy; distribution; biology. New Zealand.
- Kelsey, 1944b: 231, 233, 236, 256, figs. 4E, 18, 20E, 21C, 22, 23A ff. • *Stolotermes ruficeps*; imago, soldier, wing micrasters described and figured; distribution. New Zealand.
- Nurse, 1945: 313 • *Stolotermes ruficeps*; protozoa.
- Snyder, 1949a: 58 • *Stolotermes ruficeps*; catalog; reference list. New Zealand.
- Ratcliffe et al., 1952: 74 • *Stolotermes ruficeps*; characters; distribution.
- Morgan, 1959: 155–195, figs. 1–4 • *Stolotermes ruficeps*; imago, soldier described and figured; ecology; swarming; development; biology.
- Harris, 1961a: 155, 160 • *Stolotermes ruficeps*; damage; distribution.
- Mathur and Thapa, 1962a: 5 • *Stolotermes ruficeps*; collection catalog. New Zealand.
- Gay, 1969b: 752–753 • *Stolotermes ruficeps*; discussion.
- Gay and Calaby, 1970: 400 • *Stolotermes ruficeps*; biology; distribution. New Zealand.
- Yamin, 1979: 26 • *Stolotermes ruficeps*; protozoa.
- Roonwal et al., 1979a: 119–120, figs. 3A–D • *Stolotermes ruficeps*; wing microsculpturing.
- Bain and Jenkin, 1983: 368, 369 • *Stolotermes ruficeps*; distribution. New Zealand.

🌐 DISTRIBUTION: Australian Region—New Zealand.

***Stolotermes victoriensis* Hill, 1921**


***Stolotermes victoriensis* Hill, 1921b: 433–437 (imago, soldier), figs. 1–11.**

TYPE DATA: Lectotype: NMV No. T-10836 imago ♀. Paralectotype(s): NMV soldier, worker.

LECTOTYPE DESIGNATION: Hill, 1942: 32 [inadvertent selection by inference of “holotype” (ICZN, 1999, art. 74.6)].

TYPE LOCALITY: Australia: Victoria: Beaconsfield.

- Hill, 1925c: 86 • *Stolotermes victoriensis*; imago, soldier described. Australia.
- Hill, 1926c: 192–193 • *Stolotermes victoriensis*; imago, soldier measurements; biology; locality. Australia.
- Sutherland, 1934: 6 • *Stolotermes victoriensis*; gut histology.
- Emerson, 1942: 4, 5, 6, fig. 2D • *Stolotermes victoriensis*; key; soldier measurements; soldier mandibles figured.
- Hill, 1942: 29–32, figs. 1, 14–18 • *Stolotermes victoriensis*; imago, soldier described and figured; synonymy; distribution; biology. Australia.
- Snyder, 1949a: 58 • *Stolotermes victoriensis*; catalog; reference list. Australia.
- Ratcliffe et al., 1952: 74, fig. 11R • *Stolotermes victoriensis*; soldier figured; characters; distribution.
- Roonwal and Pant, 1953: 46 • *Stolotermes victoriensis*; collection catalog. Australia.
- Mathur and Thapa, 1962a: 5 • *Stolotermes victoriensis*; collection catalog. Australia.
- Gay, 1969b: 748 • *Stolotermes victoriensis*; listed.
- Gay and Calaby, 1970: 400–401 • *Stolotermes victoriensis*; biology; distribution. Australia.
- Yamin, 1979: 26 • *Stolotermes victoriensis*; protozoa.
- Roonwal et al., 1979a: 120, figs. 3E–G • *Stolotermes victoriensis*; wing microsculpturing.
- Veivers et al., 1980: 75–77 • *Stolotermes victoriensis*; gut physiology.
- Watson and Abbey, 1993b: 12, fig. 6 • *Stolotermes victoriensis*; distribution map.
- Watson et al., 1998: 250 • *Stolotermes victoriensis*; catalog; synonymy; distribution; ecology. Australia.
- Sillam-Dussès et al., 2007: 1960–1977 • *Stolotermes victoriensis*; foraging behavior; sternal gland; chemical communication; phylogeny.

 DISTRIBUTION: Australian Region—Australia: Australian Capital Territory, New South Wales, Queensland, Victoria.

KALOTERMITIDAE Froggatt, 1897

Kalotermitinae Froggatt, 1897a: 516; ICZN, 2002: 209 [*Kalotermes* placed on Official List of Generic Names in Zoology; the name *Calotermes* Hagen, 1858, junior objective synonym of *Kalotermes* Hagen, 1853, placed on the Official Index of Rejected and Invalid Generic Names in Zoology. The name Calotermitinae is therefore automatically emended to Kalotermitinae].

TYPE GENUS: *Kalotermes* Hagen, 1853.

- Froggatt, 1897a: 516 • Calotermitinae [part]; of Termitidae; characters.
- Silvestri, 1903: 16, 17 • Calotermitinae [part]; characters.
- Desneux, 1904b: 11–12, 20 • Calotermitinae; subfamily of Termitidae; reference list; characters; key; Calotermitini; tribe of Calotermitinae; reference list; characters; key.
- Desneux, 1904c: 284–285 • Calotermitinae; of Termitidae; characters; Calotermitini; of Calotermitidae; characters.
- Enderlein, 1909: 171, 172 • Calotermitidae; included as a family in suborder Cryptoclidoptera of Isoptera; characters.
- Escherich, 1909: 170, 171, 172, 178 • Calotermitinae; subfamily of Termitidae; characters; Calotermitini; tribe of Calotermitinae; key; characters; *Calotermes*, *Glyptotermes*, *Psammotermes* included.
- Holmgren, 1910b: 285 • Calotermitinae; subfamily of Protermitidae; genera included [Holmgren incorrectly listed as author].
- Holmgren, 1910a: 135 • Calotermitinae; cited as new subfamily; genera included.
- Holmgren, 1911a: 10, 48–49 • Calotermitinae; subfamily of Protermitidae; characters; key; genera included; [Holmgren incorrectly listed as author].
- Banks and Snyder, 1920: 10 • Kalotermitidae; key; Kalotermitinae; of Kalotermitidae; key.
- Handlirsch, 1921: 223–224 • Calotermitidae [part]; fossil history; *Archotermopsis*, *Xestotermopsis*, *Porotermes* included.
- Handlirsch, 1923: 504, 505, 506 (Calotermitinae; subfamily of Termitidae; key; synonymy; Calotermitini; tribe of Calotermitinae; key; synonymy; *Porotermes* included.
- Light, 1924: 52, 53 • Kalotermitidae; key.
- Emerson, 1925: 316 • Kalotermitidae; discussion; Kalotermitinae; of Kalotermitidae; discussion.
- Sjöstedt, 1926d: 7, 8, 22 • Calotermitidae; synonymy; key.
- Pongrácz, 1926: 29 • Calotermitinae; geological distribution.
- Tillyard, 1926b: 104, 105 • Calotermitidae; characters; key.
- Emerson, 1928b: 420 • Kalotermitidae; discussion; genera included.
- Handlirsch, 1930: 856, 857 • Calotermitinae; subfamily of Termitidae; key; characters; distribution); Calotermitini; tribe of Calotermitinae; key; distribution; *Porotermes* included.
- Brues and Melander, 1932: 94, 95 • Calotermitidae; key.
- Hill, 1932b: 9 • Calotermitidae; key.
- Kemner, 1934b: 29 • Kalotermitidae; synonymy.
- Light, 1934c: 121 • Kalotermitidae [part]; characters; *Archotermopsis*, *Hodotermopsis*, *Zootermopsis*, *Stolotermes*, *Porotermes* included.
- Silvestri, 1934: 32 • Calotermitidae; key.
- Wu, 1935: 217 • Kalotermitidae; catalog; reference list; Kalotermitinae; of Kalotermitidae; catalog; reference list.
- Hare, 1937: 461, 474, pl. 1 • Kalotermitidae; phylogeny based on soldier mandibles; Protermitidae of Holmgren compared.
- Pinto, 1941: 78–79 • Calotermitidae; biology and economic importance of Sri Lankan taxa.
- Emerson, 1942: 10 • Kalotermitidae; listed; Kalotermitinae; of Kalotermitidae; listed.
- Hill, 1942: 6–8 • Calotermitidae [part]; characters; list of Australian genera and species.
- Zimmerman, 1948: 162 • Kalotermitidae; key.
- Snyder, 1949a: 10 • Kalotermitidae; catalog; synonymy; Kalotermitinae; of Kalotermitidae.

- Cachan, 1949: 192 • Calotermitidae; characters; genera included from Madagascar.
- Grassé, 1949: 530–531 • Calotermitidae; characters; Calotermitinae; of Calotermitidae; characters; genera included.
- Lal and Menon, 1953: 2, 4, 5, 7 • Kalotermitidae; catalog; synonymy; reference list; key; Kalotermitinae; of Kalotermitidae; catalog; synonymy; key; reference list.
- Emerson, 1955: 506, 507, 516, 517 • Kalotermitidae; number of genera and species; distribution; Kalotermitinae; of Kalotermitidae; treated as valid.
- Ahmad, 1955b: 203 • Kalotermitidae; key.
- Tu, 1955a: 33, 34 • Kalotermitidae; distribution; Kalotermitinae; distribution.
- Weidner, 1955f: 38, 39, 45, 68 • Kalotermitidae; key; characters; subfamilies included; Kalotermitinae; of Kalotermitidae; characters; genera included.
- Weidner, 1955b: 61 • Kalotermitinae; of Kalotermitidae; paleontology; distribution.
- Imms, 1957: 391 • Kalotermitidae; characters; genera included.
- Ahmad, 1958: 34, 35 • Kalotermitidae; key.
- Calaby and Gay, 1959: 212 • Kalotermitidae; zoogeography; number of species.
- Roonwal and Sen-Sarma, 1960: 96–99 • Kalotermitidae; characters; biology; genera included.
- Krishna, 1961: 312–315 • Kalotermitidae; synonymy references; discussion; diagnostic characters for imago, soldier, worker; division into two subfamilies, Kalotermitinae and Electrotermitinae unjustified [Banks incorrectly cited as author of the family].
- Harris, 1961a: 45, 65 • Kalotermitidae; characters; key.
- Webb, 1961: 8 • Calotermitidae; key.
- Krishna, 1963a: 202–209 • Kalotermitidae; phylogeny.
- Bei-Bienko, 1964: 175 • Kalotermitidae; key; characters.
- Tsai and Chen, 1964b: 42 • Kalotermitidae; characters.
- Bouillon and Mathot, 1965: 15, 16 • Kalotermitidae; key; characters.
- Noiroto and Noiroto-Timotheé, 1965c: 269, fig. 2C • Calotermitidae; sternal gland location.
- Weesner, 1965: 33, 34 • Kalotermitidae; key; characters; genera included.
- Bouillon and Mathot, 1966: 14 • Kalotermitidae; number of genera and species in Ethiopian Region.
- Bei-Bienko, 1967: 207 • Kalotermitidae; key; characters.
- Emerson, 1969: 3–5 • Kalotermitidae; characters.
- Noiroto and Noiroto-Timotheé, 1969: 49–88 • Kalotermitidae; gut morphology.
- Araujo, 1970d: 531, 532 • Kalotermitidae; number of genera and species; ecology; distribution; Neotropical Region.
- Bouillon, 1970: 162 • Kalotermitidae; genera included; biogeography; origins; Ethiopian Region.
- Krishna, 1970: 129, 130, 131, 132–134, figs. 1, 2 • Kalotermitidae; key; phylogeny and distribution of genera included.
- Paulian, 1970: 286 • Kalotermitidae; number of genera and species in Madagascar.
- Weesner, 1970: 484 • Kalotermitidae; biology.
- Weidner, 1970c: 11, 14–16 • Kalotermitidae; key; characters; discussion.
- Bouillon and Mathot, 1971: table • Kalotermitidae; number of genera and species in Ethiopian Region.
- Araujo, 1972a: 253, 254, 255 • Kalotermitidae; number of genera and species; distribution in Nearctic and Neotropical Regions.
- Chhotani and Bose, 1973: 232–233 • Kalotermitidae; distribution of Indian taxa.
- Akhtar, 1974b: 89–90 • Kalotermitidae; biogeography. Pakistan.
- Sen-Sarma, 1974: 450–451 • Kalotermitidae; ecology and biogeography.
- Akhtar, 1975: 184–185, 190 • Kalotermitidae; biogeography.
- Chhotani, 1975b: 111 • Kalotermitidae; distribution and zoogeography of Oriental species.
- Morimoto, 1975b: 8 • Kalotermitidae; key.
- Morimoto, 1975c: 49 • Kalotermitidae; remarks.
- Roonwal, 1975c: 37, fig. 9 • Kalotermitidae; phylogeny.
- Sen-Sarma et al., 1975: 64 • Kalotermitidae [sic]; cited.

- Noirot and Noirot-Timotheé, 1977: 694–697, 698 • Kalotermitidae; rectum; histology.
- Roonwal and Chhotani, 1977: 41 • Kalotermitidae; key.
- Ruelle, 1978a: 750 • Kalotermitidae; biogeography. South Africa.
- Yamin, 1979: 1–24 • Kalotermitidae; protozoa.
- Ampion and Quennedey, 1981: 249, 252, 255, 257, fig. 1 • Kalotermitidae; sternal and tergal glands; phylogeny.
- Roonwal, 1981: 468 • Kalotermitidae; wing microsculpturing.
- Bose and Das, 1982: 199 • Kalotermitidae; key.
- Brown, 1982: 350 • Kalotermitidae; characters.
- Hong, 1982: 70 • Kalotermitidae; characters.
- Chhotani and Bose, 1983: 122 • Kalotermitidae; distribution of Arabian taxa.
- Maiti, 1983: 15, 20 • Kalotermitidae; key.
- Prestwich, 1983b: 290 • Kalotermitidae; defense.
- Roonwal, 1983b: 366, 367, 378, 383 • Kalotermitidae; wing microsculpturing.
- Bose, 1984: 5, 13–17 • Kalotermitidae; key; remarks; distribution.
- Collins, 1984: 76 • Kalotermitidae; key.
- Howse, 1984b: 477–481 • Kalotermitidae; glands; secretions; development; communication; alarm; biochemistry; behavior.
- Noirot, 1985b: 41–57 • Kalotermitidae; caste development.
- Vickery, 1985: 71, 81 • Kalotermitidae; of superfamily Termitoidea; key; characters; genera included; distribution.
- Chhotani, 1986: 22–23 • Kalotermitidae; affinities and zoogeography of Oriental taxa.
- Abe, 1987: 126, 130, 141 • Kalotermitidae; phylogeny; nest type; number of species.
- Bose and Das, 1987: 108 • Kalotermitidae; key.
- Weesner, 1987: 135, 136 • Kalotermitidae; key based on worker caste; characters; biology and ecology.
- Huang et al., 1989: 110 • Kalotermitidae; key.
- Roonwal and Chhotani, 1989: 116, 120–122, 166–172 • Kalotermitidae; synonymy; characters; distribution and composition; biology; key to genera.
- Thakur, 1989b: 355 • Kalotermitidae; number of genera and species. India.
- Martynova, 1991: 141 • Kalotermitidae; characters; paleogeography [Enderlein incorrectly listed as author].
- Rozefelds and De Baar, 1991: 439–442 • Kalotermitidae; Tertiary fossil frass. Australia.
- Thakur (R.K.), 1991: 25, 30 • Kalotermitidae; biogeography; Indian subregion.
- Watson and Gay, 1991: 342, 343, 344 • Kalotermitidae; key; characters; genera included; biology.
- Carpenter, 1992: 139–140 • Kalotermitidae; characters; genera included.
- Fan, 1992: 506, 507, 508 • Kalotermitidae; key; characters.
- Nickle and Collins, 1992: 212, 213 • Kalotermitidae; key; characters.
- Spahr, 1992: 29 • Kalotermitidae; synonymy; fossil taxa.
- Thorne and Carpenter, 1992: 256, 257, 261, 262, 263 • Kalotermitidae; character data matrix; phylogeny.
- Maiti and Saha, 1993: 514 • Kalotermitidae; key.
- Rebello and Martius, 1994: 127–145 • Kalotermitidae; flight; Amazon forest.
- Scheffrahn and Su, 1994: 462 • Kalotermitidae; key.
- Noirot, 1995a: 321–323 • Kalotermitidae; sternal gland; phylogeny.
- Noirot, 1995b: 197–226 • Kalotermitidae; gut morphology.
- Kambhampati et al., 1996: 229–238 • Kalotermitidae; phylogeny based on DNA of m16S rRNA sequences.
- Abensperg-Traun and Steven, 1997: 473 • Kalotermitidae; species density in Australia.
- Poole and Gentili, 1997: 493 • Kalotermitidae; listed.
- Zhu et al., 1997: 361, 362, 363, 364, figs. 1, 2 • Kalotermitidae; fossil distribution; genera listed.
- Constantino, 1999a: 408 • Kalotermitidae; key.
- Bose, 1999: 23 • Kalotermitidae; key.

- Huang and Li, 1999: 269, 270 • Kalotermitidae; key; characters.
- Jamieson et al., 1999: 135 • Kalotermitidae; phylogeny based on sperm structure.
- Medeiros et al., 1999: 76–87 • Kalotermitidae; swarming; rainforest. Brazil.
- Eggleton, 2000: 35, 37 • Kalotermitidae; distribution.
- Huang et al., 2000: 159, 160 • Kalotermitidae; key.
- Kambhampati and Eggleton, 2000: 20 • Kalotermitidae; key.
- Roisin, 2000: 97–98 • Kalotermitidae; caste development.
- Thompson et al., 2000c: 419–429 • Kalotermitidae; mtDNA, COII sequences; molecular phylogeny. Australian Region.
- Eggleton and Tayasu, 2001: 943, 954, table 1, figs. 2, 8 • Kalotermitidae; biodiversity; classification and phylogeny based on ecological characteristics: feeding groups and “lifeways.”
- Grimaldi et al., 2002: 35 • Kalotermitidae; fossils; Burmese amber: Cretaceous.
- König et al., 2002: 125–156 • Kalotermitidae; hind gut fauna and flora; symbionts: protozoa and bacteria; physiology of digestion; review.
- Uys, 2002: 14 • Kalotermitidae; remarks.
- Williams, 2002: 42 • Kalotermitidae; rainforest; distribution. Australia.
- Deitz et al., 2003: 69–91 • Kalotermitidae; characters; phylogeny; cladistic analysis.
- Thorne and Traniello, 2003: 283–306 • Kalotermitidae; relationships.
- Engel and Krishna, 2004a: 2, 5, table 1 • Kalotermitidae; synonymy; classification.
- Rathore and Bhattacharyya, 2004: 7, 8 • Kalotermitidae; key.
- Rathore and Tak, 2004a: 43 • Kalotermitidae; key.
- Crosland et al., 2005: 63–66 • Kalotermitidae; arolium morphology.
- Grimaldi and Engel, 2005: 247, 251 • Kalotermitidae; fossil history; phylogeny.
- Klass and Meier, 2006: 3–50 • Kalotermitidae; characters; phylogeny.
- Bechly, 2007: 260 • Kalotermitidae; characters.
- Bergamaschi et al., 2007: 735–753 • Kalotermitidae; COII; karyotype; phylogeny; Australian species.
- Inward et al., 2007b: 953–967 • Kalotermitidae; generic level phylogeny; morphological and molecular data; life histories.
- Yamada et al., 2007: 3768–3777 • Kalotermitidae; *nifH*; nitrogen fixation; symbiosis; phylogeny.
- Reis and Canello, 2007: 229–234 • Kalotermitidae; diversity; distribution; Atlantic forest; richness.
- Legendre et al., 2008: 615–627 • Kalotermitidae; rDNA COII sequences; phylogeny; worker caste.
- Koshikawa et al., 2008: 859–867 • Kalotermitidae; haploid genome size; phylogeny.
- Quenndey et al., 2008: 168–185 • Kalotermitidae; sternal gland; histology; phylogeny.
- Costa-Leonardo et al., 2009: 1–6 • Kalotermitidae; semiochemicals; trail, alarm, and sex pheromones.
- Engel et al., 2009: table 3, fig. 3 • Kalotermitidae; classification; geological time; phylogeny.
- Davis et al., 2009: 1750–1761 • Kalotermitidae; phylogeny; supertree; species richness; diversification.
- Ware et al., 2010b: 204–219, figs. 1–5 • Kalotermitidae; phylogeny; divergence time estimates.
- Vasconcellos, 2010: 455–461 • Kalotermitidae; vertical distribution; quantitative survey; nest. Brazil.

Calotermitinae Froggatt, 1897a: 516 [originally proposed as a subfamily of Termitidae].

TYPE GENUS: *Kalotermes* Hagen, 1853.

- Engel and Krishna, 2001a: 100–102 • Calotermitinae Froggatt, 1897 invalid, as type genus is *Kalotermes* Hagen, 1853, not *Calotermes* Hagen, 1858, an unjustified emendation of *Kalotermes* Hagen, 1853. Name is therefore automatically emended to Calotermitinae Froggatt, 1897.
- Engel and Krishna, 2004a: 2 • Calotermitinae; classification; remarks on emendation.

†Electrotermitinae Emerson, 1942: 10 [as a subfamily of Kalotermitidae].

TYPE GENUS: *Electrotermes* Rosen, 1913.

- Grassé, 1949: 530–531 • Electrotermitinae; of Calotermitidae; characters; genera included.
- Emerson, 1955: 506, 507 • Electrotermitinae; of Kalotermitidae; distribution; genera included.
- Weidner, 1955f: 46–48, 68 • Electrotermitinae; of Kalotermitidae; characters; genera included.
- Weidner, 1955b: 61, 64 • Electrotermitinae; of Kalotermitidae; characters; paleontology; distribution.
- Krishna, 1961: 314 • Electrotermitinae; synonymized with Kalotermitidae.
- Engel and Krishna, 2004a: 2, 5, table 1 • Electrotermitinae; classification; listed as synonym.
- Engel et al., 2009: 10 • Electrotermitinae; classification; listed as synonym.

Glyptotermitinae Froggatt, 1897a: 518, 543 [proposed as a subfamily of Termitidae].

TYPE GENUS: *Glyptotermes* Froggatt, 1896.

- Desneux, 1904c: 282, 283 • Glyptotermitinae; synonymized with Kalotermitinae.
- Engel and Krishna, 2004a: 2, 5, table 1 • Glyptotermitinae; classification; listed as synonym.
- Engel et al., 2009: 10 • Glyptotermitinae; classification; listed as synonym.

Protermitidae Holmgren, 1909b: 100 [Holmgren, 1910b: 285, included the following subfamilies: Mastotermitinae, Hodotermitinae, Calotermitinae, Stolotermitinae].

- Banks and Snyder, 1920: 10 • Protermitidae; unavailable, as it is not based on any available genus.
- Engel and Krishna, 2004a: 5, table 1 • Protermitidae; unavailable name.

▲ 21 living genera: 456 species; 8 fossil genera: 33 species.

🌐🌐🌐 DISTRIBUTION: Australian Region; Ethiopian Region; Nearctic Region; Neotropical Region; Oriental Region; Palearctic Region; Papuan Region.

Allotermes Wasmann, 1910

Allotermes Wasmann, 1910a: 121.

TYPE SPECIES: *Allotermes paradoxus* Wasmann, 1910a by original designation.

- Snyder, 1949a: 36 • *Allotermes*; catalog; listed as a synonym of *Procryptotermes*.
- Krishna, 1961: 358 • *Allotermes*; stat. rev.; generic characters; key; reference list; phylogeny; distribution.
- Morimoto, 1975b: 11 • *Allotermes*; key.
- Araujo and Fontes, 1979: 31 • *Allotermes*; key.
- Yamin, 1979: 7 • *Allotermes*; protozoa; species included.

▲ 3 species.

🌐 DISTRIBUTION: Ethiopian Region.

Allotermes denticulatus Krishna, 1962

Allotermes denticulatus Krishna, 1962b: 2–4 (soldier), fig. 1.

TYPE DATA: Holotype: AMNH soldier. Paratypes: AMNH soldiers, nymphs.

TYPE LOCALITY: Madagascar: 39 km E Tsihombe [25.18°S, 45.30°E].

- Kirby, 1945: 278 • *Procryptotermes*; sp. nov.; protozoa.
- Krishna, 1961: 358, 396 • *Allotermes*; n. sp.; listed; protozoa.
- Eggleton and Davies, 2003: 657, table 8.26 • *Allotermes denticulatus*; checklist; distribution. Madagascar and associated coastal Islands.

🌐 DISTRIBUTION: Ethiopian Region—Madagascar.

Allotermes papillifer Krishna, 1962

Allotermes papillifer Krishna, 1962b: 4–7 (imago, soldier), figs. 2, 3].

TYPE DATA: Holotype: AMNH soldier. Paratypes: AMNH imago, soldiers, workers, AMNH soldiers, workers [several series from non-type localities], NCIP soldiers [not type locality].

TYPE LOCALITY: Madagascar: 8 km S Mahabo [20.31°S, 44.52°E].

- Kirby, 1942b: 199 • *Procryptotermes*; sp. nov.; protozoa.
- Kirby, 1942a: 128 • *Procryptotermes*; sp. nov.; protozoa.
- Kirby, 1944: 209, 236, 240, 242 • *Procryptotermes*; sp. nov.; protozoa.
- Krishna, 1961: 358, 393, 394, 396, 399 • *Allotermes*; n. sp.; listed; protozoa.
- Ruelle, 1975b: 2 • *Allotermes papillifer*; types listed.
- Eggleton and Davies, 2003: 657, table 8.26 • *Allotermes papillifer*; checklist; distribution. Madagascar and associated coastal Islands.

🌐 DISTRIBUTION: Ethiopian Region—Madagascar.

Allotermes paradoxus Wasmann, 1910

Allotermes paradoxus Wasmann, 1910a: 121 (soldier), fig. 4].

TYPE DATA: Lectotype: NHMM soldier. Paralectotypes: NHMM soldiers, nymphs.

LECTOTYPE DESIGNATION: Van Boven, 1969a: 39 [selection incorrectly credited to Emerson].

TYPE LOCALITY: Madagascar: Tulear.

- Holmgren, 1911d: 550 • *Calotermes (Procryptotermes) paradoxus*; listed; comments; new combination.
- Holmgren, 1911a: 55, pl. 4: fig. 16 • *Calotermes (Procryptotermes) paradoxus*; listed; soldier figured. Madagascar.
- Hegh, 1922: 346, 682 • *Calotermes (Procryptotermes) paradoxus*; biology; reference list; distribution.
- Sjöstedt, 1926d: 31, 32, fig. 6 • *Procryptotermes paradoxus*; reference list; key; biology; locality. new combination. Madagascar.
- Kirby, 1945: 278, 310 • *Procryptotermes paradoxus*; protozoa.
- Snyder, 1949a: 37 • *Procryptotermes paradoxus*; catalog; reference list. Madagascar.
- Cachan, 1949: 187, 211–213, figs. 11, 12 • *Procryptotermes paradoxus*; key; synonymy; imago (previously unknown), soldier described and figured. Madagascar.
- Krishna, 1961: 358, fig. 51 • *Allotermes paradoxus*; listed; nymph mandibles, soldier figured.
- Krishna, 1962b: 3, 5, 7 • *Allotermes paradoxus*; comparisons.
- Van Boven, 1969a: 39 • *Procryptotermes paradoxus*; types listed.
- Eggleton and Davies, 2003: 657, table 8.26 • *Allotermes paradoxus*; checklist; distribution. Madagascar and associated coastal Islands.

🌐 DISTRIBUTION: Ethiopian Region—Madagascar.

Bicornitermes Krishna, 1961

Bicornitermes Krishna, 1961: 370, 371.

TYPE SPECIES: *Bicornitermes bicornis* Krishna, 1961 by original designation.

- Krishna, 1961: 370–371 • *Bicornitermes*; generic characters; key; reference list; phylogeny; distribution.
- Bouillon and Mathot, 1965: 17, 78, 79, pl. 7: fig. 12c • *Bicornitermes*; key; characters; imago mandibles figured.
- Bouillon and Mathot, 1971: table • *Bicornitermes*; number of species in Ethiopian Region; soldier measurements.
- Morimoto, 1975b: 9 • *Bicornitermes*; key.
- Roonwal and Rathore, 1978b: 229 • *Bicornitermes*; wing microsculpturing.
- Roonwal et al., 1979a: 126 • *Bicornitermes*; wing microsculpturing.

▲ 4 species.

🌐 DISTRIBUTION: Ethiopian Region.

Bicornitermes bicornis Krishna, 1961

Bicornitermes bicornis Krishna, 1961: 371–374 (imago, soldier), figs. 66–69.

TYPE DATA: Holotype: AMNH soldier. Paratypes: AMNH imagoes, soldiers, nymphs, NCIP imago, soldier.

TYPE LOCALITY: Congo-Zaire: Camp Putnam on Epu River [01°24'N, 28°36'E].

- Krishna, 1962b: 9 • *Bicornitermes bicornis*; comparisons.
- Bouillon and Mathot, 1965: 39, 78, 79, pl. 7: fig. 12 • *Bicornitermes bicornis*; catalog; imago mandibles, soldier figured. Congo-Zaire.
- Bouillon and Mathot, 1971: table: no. 2 • *Bicornitermes bicornis*; measurements.
- Morimoto, 1975b: 9, fig. 6 • *Bicornitermes bicornis*; soldier figured.
- Ruelle, 1975b: 2 • *Bicornitermes bicornis*; types listed.
- Roonwal, 1977d: 34 • *Bicornitermes bicornis*; wing microsculpturing.
- Roonwal and Rathore, 1978b: 221, 225, fig. 5 • *Bicornitermes bicornis*; wing microsculpturing.
- Wanyonyi et al., 1984: 2 • *Bicornitermes bicornis*; checklist; distribution. Uganda.

🌐 DISTRIBUTION: Ethiopian Region—Congo-Zaire; Uganda.

Bicornitermes emersoni Krishna, 1962

Bicornitermes emersoni Krishna, 1962b: 7–9 (soldier), fig. 4.

TYPE DATA: Holotype: AMNH soldier. Paratypes: AMNH nymphs.

TYPE LOCALITY: Congo-Zaire: Leopoldville [04°18'S, 15°18'E].

- Krishna, 1961: 371 • *Bicornitermes* n. sp., listed.
- Bouillon and Mathot, 1965: 39 • *Bicornitermes emersoni*; catalog. Congo-Zaire.
- Bouillon and Mathot, 1971: table: no. 4 • *Bicornitermes emersoni*; measurements.

🌐 DISTRIBUTION: Ethiopian Region—Congo-Zaire.

Bicornitermes exsertifrons (Wilkinson, 1958)***Kaloterme exsertifrons*** Wilkinson, 1958: 112–115 (imago, soldier), figs. 2A–N.

TYPE DATA: Holotype: BMNH imago ♀. Paratypes: BMNH imagoes, soldiers, nymphs, AMNH soldiers, nymphs, NCIP soldier.

TYPE LOCALITY: Nigeria: Eastern Region: Nkpoku, 19 km from Port Harcourt on Owerri road.

- Krishna, 1961: 371, 373 • *Bicornitermes exsertifrons*; listed; comparisons; new combination.
- Krishna, 1962b: 9 • *Bicornitermes exsertifrons*; comparisons.
- Roonwal, 1962b: 39 • *Bicornitermes ensertifrons* [sic]; listed; distribution.
- Bouillon and Mathot, 1965: 39 • *Bicornitermes exsertifrons*; catalog. Nigeria.
- Bouillon and Mathot, 1971: table: no. 5 • *Bicornitermes exsertifrons*; measurements.
- Ruelle, 1975b: 2 • *Bicornitermes exsertifrons*; types listed.
- Johnson et al., 1980: 50 • *Bicornitermes exsertifrons*; checklist; distribution. Nigeria.
- Medler, 1980: 54 • *Bicornitermes exsertifrons*; checklist. Nigeria.

🌐 DISTRIBUTION: Ethiopian Region—Nigeria.

Bicornitermes spinicollis (Wilkinson, 1958)***Kaloterme spinicollis*** Wilkinson, 1958: 109–112 (imago, soldier), fig. 1.

TYPE DATA: Holotype: BMNH imago ♀. Paratypes: BMNH imagoes, soldiers, nymphs, AMNH imagoes, soldiers, nymphs, NCIP imago, soldier.

TYPE LOCALITY: Nigeria: Eastern Region: Nkpoku, 19 km from Port Harcourt on Owerri road.

- Krishna, 1961: 371, 373 • *Bicornitermes spinicollis*; listed; comparisons; new combination.
- Webb, 1961: fig. 4 • *Kaloterme spinicollis*; soldier figured.
- Krishna, 1962b: 9 • *Bicornitermes spinicollis*; comparisons.
- Bouillon and Mathot, 1965: 39 • *Bicornitermes spinicollis*; catalog. Ghana; Nigeria; Tanzania.
- Bouillon and Mathot, 1971: table: no. 9 • *Bicornitermes spinicollis*; measurements.
- Ruelle, 1975b: 2 • *Bicornitermes spinicollis*; types listed.
- Johnson et al., 1980: 50 • *Bicornitermes spinicollis*; checklist; distribution. Nigeria.
- Medler, 1980: 54 • *Bicornitermes spinicollis*; checklist. Nigeria.
- Wanyonyi et al., 1984: 2 • *Bicornitermes spinicollis*; checklist; distribution. Tanzania.

🌐 DISTRIBUTION: Ethiopian Region—Ghana; Nigeria; Tanzania.

Bifiditermes Krishna, 1961***Bifiditermes*** Krishna, 1961: 366.TYPE SPECIES: *Caloterme madagascariensis* Wasmann, 1897 by original designation.

- Haviland, 1898: 371, 373 • *Caloterme* [part]; listed.
- Desneux, 1904b: 20–24 • *Caloterme* [part]; listed.
- Holmgren, 1911a: 53, 54 • *Caloterme (Proneoterme)*; listed.
- Fuller, 1921: 19, 22, 23, 24 • *Caloterme* [part]; key.
- Tembrock, 1944: fig. 8 • *Proneoterme* [part]; map; species distribution.
- Snyder, 1949a: 11, 36 • *Kaloterme* [part]; *Procryptoterme* [part]; catalog.
- Krishna, 1961: 365–370 • *Bifiditerme*; generic characters; key; reference list; phylogeny; distribution.
- Ahmad, 1965: 7 • *Bifiditerme*; key.

- Bouillon and Mathot, 1965: 18, 82, 83, pl. 9: fig. 18d • *Bifiditermes*; key; characters; imago mandibles figured.
- Harris, 1968c: 5 • *Bifiditermes*; key.
- Bouillon and Mathot, 1971: table • *Bifiditermes*; number of species in Ethiopian Region; soldier measurements.
- Coaton and Sheasby, 1972: 24, 46, 101, figs. 7A–B, 27 • *Bifiditermes*; soldier figured; key; ecology; biology; distribution. Namibia.
- Chhotani and Bose, 1973: 232 • *Bifiditermes*; distribution. Indian region.
- Akhtar, 1974b: 88, 89, 96, 97, 100 • *Bifiditermes*; distribution; ecology. Pakistan.
- Sen-Sarma, 1974: 450–451 • *Bifiditermes*; ecology and biogeography.
- Chhotani, 1975b: 114 • *Bifiditermes*; Oriental species discussed.
- Morimoto, 1975b: 11 • *Bifiditermes*; key.
- Sen-Sarma et al., 1975: 7 • *Bifiditermes*; key. India.
- Roonwal and Rathore, 1978b: 229 • *Bifiditermes*; wing microsculpturing.
- Chhotani and Bose, 1979b: 18 • *Bifiditermes*; nesting behavior and nests. India.
- Yamin, 1979: 7 • *Bifiditermes*; protozoa; species included.
- Roonwal et al., 1979a: 126 • *Bifiditermes*; wing microsculpturing.
- Chhotani, 1980: 22 • *Bifiditermes*; Indian species listed.
- Bose and Das, 1982: 199 • *Bifiditermes*; key.
- Chhotani and Bose, 1983: 126–127 • *Bifiditermes*; distribution. Ethiopian Region.
- Perry et al., 1985: 69 • *Bifiditermes*; remarks.
- Bose and Das, 1987: 108 • *Bifiditermes*; key.
- Roonwal and Chhotani, 1989: 336–339 • *Bifiditermes*; synonymy; characters; distribution and composition; key to species.
- Watson and Abbey, 1993b: 2 • *Bifiditermes*; remarks; Australian species.
- Akhtar and Ahmad, 1997: 214, 218 • *Bifiditermes*; zoogeographical distribution. Pakistan.
- Uys, 2002: 16, 18, 19, fig. 15 • *Bifiditermes*; key; species included; diagnosis; biology; distribution. South Africa.

▲ 12 species.

🌐 DISTRIBUTION: Australian Region; Ethiopian Region; Oriental Region; Palaearctic Region.

Bifiditermes angulatus (Wilkinson, 1959)

Kaloterme angulatus Wilkinson, 1959: 64–67 (imago, soldier), fig. 2.

TYPE DATA: Holotype: BMNH imago ♀. Paratypes: BMNH imago, soldiers, workers, AMNH imagoes, soldiers, nymphs, NCIP imago, soldier.

TYPE LOCALITY: Tanzania: East Usambara: Amani, Kiswani.

- Kirby, 1945: 263, 302 • *Procryptotermes* n. sp.; protozoa.
- Kemp, 1955: 114, 119, 120 • *Procryptotermes angulatus*; nomen nudum; ecology.
- Krishna, 1961: 368, 396 • *Bifiditermes angulatus*; listed; protozoa; new combination.
- Harris, 1961a: fig. 21 • *Kaloterme angulatus*; worker mandibles figured.
- Bouillon and Mathot, 1965: 38 • *Bifiditermes angulatus*; catalog. Tanzania.
- Bouillon, 1970: 233 • *Bifiditermes angulatus*; flight records. Tanzania.
- Bouillon and Mathot, 1971: table. no. 1 • *Bifiditermes angulatus* [in errata]; measurements [in table incorrectly listed under *Bicornitermes*].
- Ruelle, 1975b: 2 • *Bifiditermes angulatus*; types listed.
- Wanyonyi et al., 1984: 2 • *Bifiditermes angulatus*; checklist; distribution. Tanzania.

🌐 DISTRIBUTION: Ethiopian Region—Tanzania.

Bifiditermes beesoni (Gardner, 1945)

Kaloterme beesoni Gardner, 1945: 103 (soldier, nymph).

TYPE DATA: Lectotype: FRI soldier. Paralectotypes: FRI pseudoworker, AMNH soldier, pseudoworkers, ZSI pseudoworker.

LECTOTYPE DESIGNATION: Roonwal and Sen-Sarma, 1960: 110.

TYPE LOCALITY: India: Uttarakhand: Haldwani.

- Snyder, 1949a: 13 • *Kaloterme beesoni*; catalog. India.
- Lal and Menon, 1953: 9 • *Kaloterme (Kaloterme) beesoni*; catalog; reference list. India.
- Roonwal and Pant, 1953: 43 • *Kaloterme beesoni*; catalog.
- Ahmad, 1955b: 204–206, figs. 1, 2 • *Kaloterme beesoni*; imago, soldier described and figured. Pakistan.
- Khan and Ahmad, 1955: 28, fig. 1 • *Kaloterme beesoni*; imago (previously unknown) described and figured; distribution. India; Pakistan.
- Vishnoi, 1957: 792 • *Kaloterme beesoni*; swarming; distribution. India: Delhi.
- Ahmad, 1958: 36, 37 • *Kaloterme beesoni*; key.
- Roonwal, 1958: fig. 3 • *Kaloterme beesoni*; imago, soldier, pseudoworker figured. India.
- Chhotani, 1959: 43–44 • *Kaloterme beesoni*; biology. India.
- Roonwal and Sen-Sarma, 1960: 102, 103–110, 134, 255, 258, 259, figs. 18–20, pls. 19, 20 • *Kaloterme beesoni*; synonymy; key; imago, soldier, pseudoworker described and figured; distribution. India; Pakistan.
- Krishna, 1961: 369 • *Bifiditerme beesoni*; listed; new combination.
- Ahmad, 1962: 67 • *Kaloterme beesoni*; distribution. Pakistan.
- Chhotani, 1962b: 476–478, pl. 1 • *Bifiditerme beesoni*; biology. India.
- Chhotani, 1962a: 73–74 • *Kaloterme beesoni*; biology; parthenogenesis. India.
- Mathur and Thapa, 1962a: 12 • *Kaloterme beesoni*; collection catalog. India; Pakistan.
- Vishnoi, 1962: 107 • *Kaloterme beesoni*; distribution. India.
- Roonwal and Chhotani, 1967a: 356 • *Kaloterme beesoni*; biology; damage; distribution.
- Roonwal, 1970b: fig. 1 • *Bifiditerme beesoni*; imago, soldier figured.
- Roonwal, 1970c: 325–326 • *Bifiditerme beesoni*; biology.
- Chaudhry et al., 1972: 5, fig. 9 • *Bifiditerme beesoni*; soldier measurements and figure; distribution. Pakistan.
- Akhtar, 1974b: 101 • *Bifiditerme beesoni*; distribution. India; Pakistan.
- Sen-Sarma, 1974: 427, 451 • *Bifiditerme beesoni*; ecology and biogeography. India; Pakistan.
- Chhotani, 1975b: 119 • *Bifiditerme beesoni*; distribution. India; Pakistan.
- Roonwal, 1975f: 403 • *Bifiditerme beesoni*; sex ratios.
- Sen-Sarma et al., 1975: 32, 34, 52, 64 • *Bifiditerme beesoni*; distribution and ecology. India.
- Roonwal, 1977d: 34 • *Bifiditerme beesoni*; wing microsculpturing.
- Roonwal and Rathore, 1978b: 221, 224–225, fig. 4 • *Bifiditerme beesoni*; wing microsculpturing.
- Chhotani and Bose, 1979b: 18, fig. 1A • *Bifiditerme beesoni*; nesting behavior and nests. India.
- Chhotani, 1980: 3, 22–23, fig. 5 • *Bifiditerme beesoni*; imago, soldier described and figured; distribution; host and pest status; biology and ecology; key. India; Pakistan.
- Afzal and Ahmad, 1982: 35–47 • *Bifiditerme beesoni*; biology; colony foundation.
- Afzal 1983b: 107–117 • *Bifiditerme beesoni*; biology; trophallaxis.
- Afzal 1983a: 51–63 • *Bifiditerme beesoni*; biology; trophallaxis.
- Afzal 1983c: 209–211 • *Bifiditerme beesoni*; biology; swarming.
- Afzal and Salihah, 1983: 41–42 • *Bifiditerme beesoni*; parthenogenesis.
- Roonwal, 1983b: fig. 2 • *Bifiditerme beesoni*; wing microsculpturing; figured.
- Afzal, 1984: 310–316 • *Bifiditerme beesoni*; biology; colony foundation.
- Afzal, 1985: 523–533 • *Bifiditerme beesoni*; sexual behavior.
- Afzal and Ahmad, 1985: 59–66 • *Bifiditerme beesoni*; biology; colony foundation.
- Afzal and Salihah, 1985: 132–146 • *Bifiditerme beesoni*; biology; sex ratio; oviposition; parthenogenesis.

- Ahmad, 1986: 16 • *Bifiditermes beesoni*; distribution. Pakistan: Punjab.
- Roonwal, 1986: figs. 1A, 2 • *Bifiditermes beesoni*; wing microsculpturing.
- Roonwal et al., 1986: 242, fig. 1, pl. 1 • *Bifiditermes beesoni*; wing microsculpturing.
- Jones et al., 1988: 98–99 • *Bifiditermes beesoni*; biology; dispersal flight; sex ratios.
- Akhtar and Parveen, 1989: 2, 3–4, fig. 1 • *Bifiditermes beesoni*; key; nymph described and figured. Pakistan.
- Roonwal and Chhotani, 1989: 88, 339–343, figs. 1, 35, 184–186, pl. 4: fig. 1 • *Bifiditermes beesoni*; imago, soldier, pseudoworker described and figured; synonymy; key. India; Pakistan.
- Verma, 1990: 296 • *Bifiditermes beesoni*; key.
- Akhtar and Shahid, 1990: 67, 69, 70, 74 • *Bifiditermes beesoni*; swarming; ecology. Pakistan.
- Verma et al., 1993: 214, 217 • *Bifiditermes beesoni*; key; distribution. India; Pakistan.
- Verma, 1995a: 47 • *Bifiditermes beesoni*; distribution. India: western Himalaya.
- Verma and Rathore, 1995: 22, 26, 27 • *Bifiditermes beesoni*; synonymy; key; distribution. Pakistan.
- Thakur and Mishra, 1996: 74–75 • *Bifiditermes beesoni*; laboratory culturing.
- Maiti and Saha, 1997: 208 • *Bifiditermes beesoni*; synonymy; remarks; distribution. India; Pakistan.
- Ahmad and Akhtar, 2002: 9 • *Bifiditermes beesoni*; catalog. India; Pakistan.

🌐 DISTRIBUTION: Oriental Region—India: Delhi, Haryana, Uttar Pradesh; Pakistan.

Bifiditermes durbanensis (Haviland, 1898)

Calotermes durbanensis Haviland, 1898: 377 (soldier, worker)].

TYPE DATA: Lectotype: NHMM No. 92 soldier. Paralectotypes: AMNH soldiers, nymphs, NHRM soldier, CUMZ soldiers, nymphs, NHMM nymph.

LECTOTYPE DESIGNATION: Van Boven, 1969a: 38.

TYPE LOCALITY: South Africa: Natal: Durban.

- Sjöstedt, 1900a: 41, 43, 218, 220, 235 • *Calotermes madagascariensis*; *durbanensis* treated as a synonym. South Africa.
- Czerwinski, 1901: 2 • *Calotermes madagascariensis* [misidentification]; collection catalog. South Africa.
- Sjöstedt, 1904: pl. 1: figs. D1, D2 • *Calotermes madagascariensis* [misidentification]; soldier figured; key.
- Warren, 1909a: 342, 344 • *Calotermes durbanensis*; measurements; statistical analysis.
- Warren, 1909b: 116 • *Calotermes durbanensis*; soldier described; biology; locality. South Africa.
- Fuller, 1915: 358–360, 451–453, pl. 25, fig. 1, pl. 34, fig. 9 • *Calotermes durbanensis*; soldier, worker described; soldier mandibles figured; biology. South Africa.
- Fuller, 1919: 63–64, 69–74, pl. 8: figs. 104–123, pl. 9: figs. 124–134 • *Calotermes durbanensis*; wing venation.
- Fuller, 1920: 285–288, fig. 12 • *Calotermes durbanensis*; imago, soldier, worker antennal joints and their development.
- Fuller, 1921: 28 • *Calotermes durbanensis*; synonymy; characters. South Africa.
- Hegh, 1922: 343, 346, 681 • *Calotermes durbanensis*; biology; treated as a synonym of *madagascariensis*.
- Fuller, 1924b: 57, 74, fig. 17, pl. 3: fig. 39 • *Calotermes durbanensis*; anatomy: imago thorax and abdomen.
- Fuller, 1925b: 172, pl. 16, fig. 5 • *Calotermes durbanensis*; imago head anatomy; figured.
- Sjöstedt, 1926d: 24, 25 • *Calotermes durbanensis*; reference list; biology; remarks; locality. South Africa.
- Harris, 1941: 202 • *Calotermes durbanensis*; distribution.
- Kirby, 1945: 270, 271, 306, 308 • *Calotermes durbanensis*; protozoa; new combination.

- Snyder, 1949a: 14 • *Kalotermes durbanensis*; catalog; reference list; synonymy. South Africa.
- Coaton, 1949b: 15, 35–37 • *Kalotermes durbanensis*; synonymy; imago, soldier described; biology; distribution. South Africa.
- Coaton, 1950: 30, 31 • *Kalotermes durbanensis*; key.
- Harris, 1950: 52 • *Kalotermes durbanensis*; distribution. Tanzania.
- Geyer, 1951: 264–266, 294, figs. 33, 38, 39 • *Kalotermes durbanensis*; abdominal sternites; genitalia; phylogeny; characters.
- Kemp, 1955: 114, 116, 117, 122 • *Kalotermes durbanensis*; ecology; distribution based on vegetation zones. Tanzania.
- Roonwal, 1956a: 108 • *Kalotermes durbanensis*; genitalia described.
- Roonwal, 1956c: 35 • *Kalotermes durbanensis*; genitalia described.
- Skaife, 1957: 373–390 • *Kalotermes durbanensis*; castes figured; supplementary reproductives; biology.
- Krishna, 1961: 369, 396 • *Bifiditermes durbanensis*; listed; protozoa; new combination.
- Mathur and Thapa, 1962a: 13 • *Kalotermes durbanensis*; collection catalog. South Africa.
- Springhetti, 1964b: 213 • *Kalotermes durbanensis*; seminal vesicles.
- Bouillon and Mathot, 1965: 38 • *Bifiditermes durbanensis*; catalog.
- Harris, 1966a: 16 • *Bifiditermes durbanensis*; Haviland's types and type localities listed.
- Emerson, 1969: 12, 22 • *Bifiditermes durbanensis*; wing venation.
- Van Boven, 1969a: 38–39 • *Kalotermes durbanensis*; types listed.
- Bouillon, 1970: 233 • *Bifiditermes durbanensis*; flight records. Tanzania.
- Bouillon and Mathot, 1971: table: no. 3 • *Bifiditermes durbanensis* [in errata]; measurements [in table incorrectly listed under *Bicornitermes*].
- Ruelle, 1975b: 2 • *Bicornitermes durbanensis*; types of *braunsi* listed.
- Coaton and Sheasby, 1980: 2–7, fig. 3 • *Bifiditermes durbanensis*; soldier figured; synonymy; ecology; biology; protozoa; distribution. South Africa; Tanzania.
- Roonwal, 1984: 11, 25, fig. 3b • *Bifiditermes durbanensis*; caudal abdominal sternites described and figured; genitalia.
- Wanyonyi et al., 1984: 2 • *Bifiditermes durbanensis*; checklist; distribution. Kenya; Tanzania.
- Uys, 2002: figs. 12–14 • *Bifiditermes durbanensis*; soldier figured.

Calotermes braunsi Fuller, 1921: 28–29 (soldier, nymph).

TYPE DATA: Lectotype: NCIP soldier. Paralectotypes: AMNH soldiers, nymphs, NCIP soldiers, nymphs.

LECTOTYPE DESIGNATION: Ruelle, 1975b: 2 [inadvertent selection by inference of “holotype” (ICZN, 1999, art. 74.6)].

TYPE LOCALITY: South Africa: Cape South Coast: The Wilderness.

- Hegh, 1922: 346, 683 • *Calotermes Braunsi*; biology; reference list; distribution.
- Sjöstedt, 1926d: 25 • *Calotermes Braunsi*; reference list; remarks; locality. South Africa.
- Snyder, 1949a: 14 • *Calotermes braunsi*; synonymized with *durbanensis*.
- Coaton, 1949b: 16, 37–43, fig. 6 • *Kalotermes braunsi*; synonymy; imago (previously unknown), soldier described and figured; biology; distribution; new combination. South Africa.

🌐 DISTRIBUTION: Ethiopian Region—Kenya; South Africa; Tanzania.

Bifiditermes improbus (Hagen, 1858)

Calotermes improbus Hagen, 1858c: 44–45, 241 (imago).

TYPE DATA: Holotype: ZMB No. 2742 imago (holotype by monotypy).

TYPE LOCALITY: Tasmania [Van Diemen's Land].

- Hagen, 1858b: 6 • *Calotermes improbus*; imago described, measured; synonymy; distribution. Tasmania.
- Brauer, 1865: 977 • *Calotermes improbus*; listed.
- Froggatt, 1897a: 527 • *Calotermes improbus*; imago described; locality. Australia.
- Desneux, 1904b: 23 • *Calotermes improbus*; reference list. Australia: Tasmania.
- Froggatt, 1905: 19, 21 • *Calotermes improbus*; characters; locality. Australia.
- Holmgren, 1911a: 54 • *Calotermes* ?(*Neotermes*) *improbus*; listed.
- Hill, 1938: 353 • *Calotermes* (*Calotermes*) *condonensis*; biology; locality. Australia.
- Hill, 1942: 105 • *Calotermes* (?) *improbus*; synonymy; Hagen's description of imago; distribution. Australia.
- Snyder, 1949a: 13 • *Kalotermes improbus*; catalog; reference list; synonymy; new combination. Australia.
- Calaby and Gay, 1959: 214 • *Kalotermes improbus*; ecology; distribution.
- Krishna, 1961: 369 • *Bifiditermes improbus*; listed; probable new combination.
- Watson et al., 1984: 193–197 • *Bifiditermes improbus*; synonymy; imago described; imago mandibles figured; new combination.
- Perry et al., 1985: 68, 69, 70, fig. 3A • *Bifiditermes improbus*; key; characters; soldier figured; biology.
- Watson and Abbey, 1993b: 13, fig. 7 • *Kalotermes improbus*; distribution map.
- Watson et al., 1998: 172–173 • *Bifiditermes improbus*; catalog; synonymy; distribution; ecology. Australia.

Calotermes (*Calotermes*) *condonensis* Hill, 1922c: 275–277 (soldier, nymph), figs. 1–4.

TYPE DATA: Lectotype: NMV No. T-10837 soldier. Paralectotype: NCIP soldier.

LECTOTYPE DESIGNATION: Hill, 1942: 42 [inadvertent selection by inference of “holotype” (ICZN, 1999, art. 74.6)].

TYPE LOCALITY: Australia: Western Australia, near Condon,

- Hill, 1926c: 195–196 • *Calotermes* (*Calotermes*) ?*condonensis*; imago measurements; remarks; locality. Australia.
- Hill, 1938: 353 • *Calotermes* (*Calotermes*) *condonensis*; biology; locality. Australia.
- Miller, 1941: 333 • *Calotermes condonensis*; listed. New Zealand.
- Hill, 1942: 38–42, figs. 21–23 • *Calotermes* (*Calotermes*) *condonensis*; imago, soldier described and figured; synonymy; distribution; biology. Australia; New Zealand.
- Kelsey, 1944b: 232, 233, 236, 237, 253, figs. 16, 20C, 24A, 27F, 28D • *Calotermes* (*Calotermes*) *condonensis*; synonymy; key; imago, soldier, wing micrasters described and figured; distribution. New Zealand.
- Kirby, 1945: 265, 304 • *Kalotermes condonensis*; protozoa; new combination.
- Snyder, 1949a: 13 • *Kalotermes condonensis*; listed as valid species; reference list; synonymy. Australia.
- Ratcliffe et al., 1952: 66, fig. 11D • *Calotermes condonensis*; characters; soldier figured; biology; distribution.
- Roonwal and Pant, 1953: 43 • *Kalotermes condonensis*; collection catalog. Australia.
- Calaby and Gay, 1959: 214 • *Kalotermes condonensis*; ecology.
- Krishna, 1961: 369, 394, 396 • *Bifiditermes condonensis*; listed; protozoa; new combination.
- Mathur and Thapa, 1962a: 12 • *Kalotermes condonensis*; collection catalog. Australia.
- Gay, 1967: 11, 24, 59, fig. 10 • *Bifiditermes condonensis*; imago, soldier described and figured; distribution; introduced into New Zealand.
- Gay and Calaby, 1970: 405 • *Bifiditermes condonensis*; biology; distribution. Australia.
- Ruelle, 1975b: 2 • *Bifiditermes condonensis*; types listed.
- Bain and Jenkin, 1983: 368 • *Kalotermes condonensis*; distribution. New Zealand: interception.
- Watson et al., 1984: 196 • *Calotermes* (*Calotermes*) *condonensis*; synonymized with *improbus*.

Calotermes (Calotermes) oldfieldi Hill, 1925b: 207–208 (imago), pl. 23, figs. 1, 2 [Though formally described here as a new species, this species, including characters and locality, was first mentioned in Hill, 1925c: 87, published in August, giving it priority over Hill, 1925b, published in November].

TYPE DATA: Lectotype: NMV No. T-10838 soldier. Paralectotypes: NMV imagoes, workers, AMNH imagoes, soldier.

LECTOTYPE DESIGNATION: Watson et al., 1998: 172.

TYPE LOCALITY: Australia: Victoria: Kiata.

- Hill, 1925c: 87 • *Calotermes (Calotermes) oldfieldi*; imago, soldier described. Australia.
- Hill, 1932a: 134 • *Calotermes (Calotermes) oldfieldi*; locality. Australia.
- Hill, 1938: 353 • *Calotermes (Calotermes) oldfieldi*; synonymized with *condonensis*.
- Hill, 1942: 38 • *Calotermes (Calotermes) oldfieldi*; listed as synonym of *condonensis*.

Calotermes (Calotermes) oldfieldi chryseus Hill, 1926c: 201–202 (imago, soldier)].

TYPE DATA: Lectotype: NMV No. T-10839 soldier. Paralectotypes: NMV imagoes, soldiers, nymphs, AMNH imagoes, soldiers.

LECTOTYPE DESIGNATION: Watson et al., 1998: 172.

TYPE LOCALITY: Australia: New South Wales: Brooklana.

- Hill, 1932a: 134–135 • *Calotermes (Calotermes) oldfieldi* var. *chryseus*; characters; biology; locality. Australia.
- Hill, 1932b: 12, 18–19, fig. 12 • *Calotermes oldfieldi* var. *chryseus*; imago, soldier described and figured; key; distribution. Australia.
- Hill, 1938: 353 • *Calotermes (Calotermes) condonensis* var. *chryseus*; listed; locality. Australia.
- Miller, 1941: 333 • *Calotermes oldfieldi* var. *chryseus*; listed. New Zealand.
- Hill, 1942: 38 • *Calotermes (Calotermes) oldfieldi* var. *chryseus*; synonymized with *condonensis*.
- Kirby, 1942b: 191 • *Kalotermes condonensis* var. *chryseus*; protozoa.

🌐 DISTRIBUTION: Australian Region—Australia: Australian Capital Territory, New South Wales, Queensland, South Australia, Tasmania, Victoria, Western Australia; New Zealand: introduced.

Bifiditermes indicus (Holmgren, 1913)

Calotermes (Calotermes) indicus Holmgren, 1913c: 37–38 (imago).

TYPE DATA: Syntypes: ZMB imagoes Indonesia: Sulawesi: Ujung Pandang), NHMW imagoes (Thailand: Bangkok), AMNH imago (Thailand: Bangkok [incorrectly labeled as “paratype” by Emerson]).

TYPE LOCALITY: Indonesia: Sulawesi, Ujung Pandang (Makassar); Thailand: Bangkok,

- Bugnion, 1913d: 167 • *Calotermes indicus*; antennal articles. India; Thailand.
- Kemner, 1934b: 10, 30 • *Kalotermes indicus*; synonymy; imago described; new combination. Indonesia: Sulawesi; Thailand.
- Snyder, 1949a: 16 • *Kalotermes indicus*; catalog. Thailand.
- Roonwal and Pant, 1953: 43 • *Kalotermes indicus*; collection catalog. India.
- Ahmad, 1958: 36 • *Kalotermes indicus*; key.
- Roonwal and Sen-Sarma, 1960: 101, 113–116, 129, 255, 258, fig. 21, pl. 21 • *Kalotermes indicus*; synonymy; key; imago described and figured; distribution. Indonesia: Sulawesi; Thailand.
- Krishna, 1961: 369 • *Bifiditermes indicus*; listed; new combination.
- Mathur and Thapa, 1962a: 13 • *Kalotermes indicus*; collection catalog. India.

- Ahmad, 1965: 5, 14, 109 • *Bifiditermes indicus*; Roonwal and Sen-Sarma's description of imago reproduced; reference list. Thailand.
- Roonwal, 1970b: fig. 14 • *Bifiditermes indicus*; imago wing figured.
- Morimoto, 1973a: 77 • *Bifiditermes indicus*; listed.
- Chhotani, 1975b: 119 • *Bifiditermes indicus*; distribution. Thailand.
- Morimoto, 1975c: 49 • *Bifiditermes indicus*; listed; distribution.
- Roonwal, 1977d: 32, 34 • *Bifiditermes indicus*; wing microsculpturing.
- Roonwal and Chhotani, 1989: fig. 48 • *Bifiditermes indicus*; imago wings figured.
- Tho, 1992: 204 • *Bifiditermes indicus*; listed.
- Gathorne-Hardy et al., 2000b: 350 • *Kalotermes indicus*; checklist; ecology; distribution. Indonesia: Sulawesi.
- Ahmad and Akhtar, 2002: 9 • *Bifiditermes indicus*; catalog. Indonesia; Thailand.

🌐 DISTRIBUTION: Oriental Region—Indonesia: Sulawesi; Thailand.

Bifiditermes jeannelanus (Sjöstedt, 1915)

Calotermes jeannelanus Sjöstedt, 1915: 5–6 (imago).

TYPE DATA: Holotype: MNHP imago ♂.

TYPE LOCALITY: Tanzania: Kilimanjaro: Neu-Moschi, 800 m.

- Hegh, 1922: 683 • *Calotermes jeannelanus*; reference list; distribution.
- Sjöstedt, 1926d: 23 • *Calotermes jeannelanus*; reference list; locality. Tanzania.
- Harris, 1936: 362 • *Calotermes jeannelanus*; distribution. Tanzania.
- Harris, 1941: 202 • *Calotermes jeannelanus*; distribution.
- Kirby, 1941: 53 • *Kalotermes s. str. sp. nov.*; protozoa.
- Kirby, 1942b: 185, 201, 206 • *Kalotermes s. str. sp. nov.*; protozoa.
- Snyder, 1949a: 36 • *Procryptotermes jeannelanus*; catalog; new combination; *mutubae* listed as a synonym. Tanzania; Uganda.
- Harris, 1950: 52, figs. A, B • *Procryptotermes jeannelanus*; forewing, soldier figured; distribution. Tanzania; Uganda.
- Krishna, 1961: 369, 393, 394, 395 • *Bifiditermes jeannelanus*; listed; protozoa; new combination.
- Bouillon and Mathot, 1965: 38, 39 • *Bifiditermes jeannelanus*; catalog.
- Bouillon and Mathot, 1971: table: no. 6 • *Bifiditermes jeannelanus* [in errata]; listed [in table incorrectly listed under *Bicornitermes*].
- Wanyonyi et al., 1984: 2 • *Bifiditermes jeannelanus*; checklist; distribution. Kenya; Tanzania; Uganda.

🌐 DISTRIBUTION: Ethiopian Region—Kenya; Tanzania; Uganda.

Bifiditermes madagascariensis (Wasmann, 1897)

Calotermes madagascariensis Wasmann, 1897b: 153–156 (imago, soldier), pl. 11, figs. 1, 3, 4, pl. 12, figs. 22, 31, 36.

TYPE DATA: Syntypes: NHRM worker, NHMM soldier, nymph, AMNH imago.

TYPE LOCALITY: Madagascar: Nossi-Bé.

- Sjöstedt, 1900a: 37, 41–43 • *Calotermes madagascariensis*; imago, soldier described; key; distribution. Madagascar.
- Sjöstedt, 1904: 9, 10, 16, 111, 113, pl. 1: figs. D1, D2 • *Calotermes madagascariensis*; soldier figured; key; distribution.

- Desneux, 1904b: 24 • *Calotermes madagascariensis*; reference list; synonymy; *durbanensis* treated as synonym. Madagascar.
- Holmgren, 1909a: 2 • *Calotermes madagascariensis*; listed; biology. Madagascar.
- Holmgren, 1911a: 54, pl. 4: fig. 2 • *Calotermes (Proneotermes) madagascariensis*; listed; soldier figured. Madagascar.
- Hegh, 1922: 343, 344, 681, fig. 239 • *Calotermes (Proneotermes) madagascariensis*; biology; reference list; distribution.
- Sjöstedt, 1926d: 32 • *Proneotermes madagascariensis*; reference list; biology; locality; new combination. Madagascar.
- Kirby, 1941: 39 • *Kalotermes s. str.* sp.; protozoa.
- Kirby, 1942b: 183, 191 • *Kalotermes* sp.; protozoa.
- Kirby, 1945: 268, 271, 308 • *Kalotermes madagascariensis*; protozoa; new combination.
- Snyder, 1949a: 17 • *Kalotermes madagascariensis*; catalog; reference list. Madagascar.
- Cachan, 1949: 187, 191, 193, figs. 3, 4 • *Proneotermes madagascariensis*; key; synonymy; soldier described and figured. Madagascar.
- Cachan, 1950b: 6 • *Proneotermes madagascariensis*; listed; localities. Madagascar.
- Cachan, 1950a: 111 • *Proneotermes madagascariensis*; listed.
- Cachan, 1951: 5, figs. 15–18 • *Neotermes Voeltzkowi* [misidentification]; soldier described and figured. Madagascar.
- Krishna, 1961: 369, 392, 394, 395, 396, figs. 62–65 • *Bifiditermes madagascariensis*; listed; imago, soldier figured; protozoa; new combination.
- Harris, 1961a: 91, 105 • *Kalotermes madagascariensis*; damage; distribution.
- Bouillon and Mathot, 1965: 82, pl. 9: fig. 18d • *Bifiditermes madagascariensis*; imago mandibles figured.
- Van Boven, 1969a: 39 • *Kalotermes madagascariensis*; types listed.
- Paulian, 1970: 292 • *Bifiditermes madagascariensis*; damage; distribution. Madagascar.
- Roonwal, 1977d: 34 • *Bifiditermes madagascariensis*; wing microsculpturing.
- Eggleton and Davies, 2003: 657, table 8.26 • *Bifiditermes madagascariensis*; checklist; distribution. Madagascar and associated coastal Islands.

🌐 DISTRIBUTION: Ethiopian Region—Madagascar.

Bifiditermes mutubae (Harris, 1948)

Kalotermes mutubae Harris, 1948: 73–75 (imago, soldier), fig. 1.

TYPE DATA: Syntypes: BMNH imago, soldier, AMNH imagoes, soldiers, NCIP imago, soldier [incorrectly cited as paratypes by Ruelle, 1975b].

TYPE LOCALITY: Uganda: Kawanda Agricultural Research Station.

- Kirby, 1941: 36 • *Kalotermes jeannelanus* [misidentification]; protozoa.
- Kirby, 1942b: 183, 206 • *Kalotermes jeannelanus* [misidentification]; protozoa.
- Kirby, 1942a: 99 • *Kalotermes jeannelanus* [misidentification]; protozoa.
- Snyder, 1949a: 37 • *Calotermes mutubae*; catalog; treated as a synonym of *jeannelanus*. Uganda.
- Harris, 1950: 52 • *Kalotermes jeannelanus*; cited.
- Krishna, 1961: 369, 391, 393, 395 • *Bifiditermes mutubae*; listed; protozoa; new combination.
- Bouillon and Mathot, 1965: 38 • *Bifiditermes mutubae*; catalog. Uganda.
- Harris, 1968c: 2, 9, fig. 1 • *Bifiditermes mutubae*; soldier figured; biology. Sudan.
- Bouillon and Mathot, 1971: 7, table: no. 7 • *Bifiditermes mutubae*; catalog; measurements; distribution. Sudan [in table incorrectly listed under *Bicornitermes*].
- Ruelle, 1975b: 2 • *Bifiditermes mutubae*; types listed.

🌐 DISTRIBUTION: Ethiopian Region—Congo-Zaire; Kenya; Sudan; Tanzania; Uganda.

Bifiditermes pintoï (Kemner, 1932)

Kalotermes pintoï Kemner, 1932c: 143–146 (imago, soldier), fig. 6.

TYPE DATA: Lectotype: ZMLU soldier. Paralectotypes: ZMLU imagoes, soldiers, pseudoworkers, AMNH imago, soldier, pseudoworkers, FRI soldier, pseudoworkers.

LECTOTYPE DESIGNATION: Roonwal and Sen-Sarma, 1960: 134.

TYPE LOCALITY: Sri Lanka (Ceylon): Talawila near Puttalam: see Roonwal and Sen-Sarma, 1960: 134 [type locality fixed].

- Jepson, 1931: 592 • *Calotermes (Calotermes) pintoï*; nomen nudum; locality; new combination. Sri Lanka.
- Pinto, 1941: 80 • *Calotermes pintoï*; distribution. Sri Lanka.
- Snyder, 1949a: 19 • *Kalotermes pintoï*; catalog. Sri Lanka.
- Lal and Menon, 1953: 9 • *Kalotermes (Kalotermes) pintoï*; catalog; reference list. Sri Lanka.
- Ahmad, 1958: 37 • *Kalotermes pintoï*; key.
- Roonwal and Sen-Sarma, 1960: 101, 102, 116, 129–134, 255, 258, 260, figs. 18–20, pls. 19–20 • *Kalotermes pintoï*; synonymy; key; imago, soldier, pseudoworker described and figured; distribution. India; Sri Lanka.
- Krishna, 1961: 369 • *Bifiditermes pintoï*; listed; new combination.
- Mathur and Thapa, 1962a: 14 • *Kalotermes pintoï*; collection catalog. Sri Lanka.
- Roonwal, 1970b: fig. 9e • *Bifiditermes pintoï*; soldier mandibles figured.
- Chhotani, 1975b: 119 • *Bifiditermes pintoï*; distribution. India; Sri Lanka.
- Roonwal, 1977d: 34 • *Bifiditermes pintoï*; wing microsculpturing.
- Bose and Das, 1982: 197, 199 • *Bifiditermes pintoï*; distribution; key. India.
- Bose and Das, 1987: 103, 108 • *Bifiditermes pintoï*; key; synonymy; distribution. India; Sri Lanka.
- Roonwal and Chhotani, 1989: 344–348, figs. 43e, 187–189 • *Bifiditermes pintoï*; also as *pintai* [sic]; imago, soldier, pseudoworker described and figured; synonymy; key. India; Sri Lanka.
- Ahmad and Akhtar, 2002: 9 • *Bifiditermes pintoï*; catalog. India; Sri Lanka.

🌐 DISTRIBUTION: Oriental Region—India: Orissa; Sri Lanka.

Bifiditermes rogierae Hollande, 1982

Bifiditermes rogierae Hollande, 1982: 61–67 (imago, soldier), figs. 2–7.

TYPE DATA: Syntypes: UPLE imagoes, soldiers.

TYPE LOCALITY: Canary Islands: Tenerife, Punta de Teno.

🌐 DISTRIBUTION: Palaearctic Region—Canary Islands.

Bifiditermes sibayiensis (Coaton, 1949)

Kalotermes sibayiensis Coaton, 1949b: 59–65 (imago, soldier), figs. 10F–L.

TYPE DATA: Holotype: NCIP No. 560A winged imago. Paratypes: NCIP No. 560, imagoes, soldiers, AMNH imagoes, soldiers, nymphs [five series from non-type localities], NCIP imagoes, soldiers [five series from non-type localities].

TYPE LOCALITY: South Africa: Diki Bush, 16 km. from Lake Sibayi.

- Coaton, 1950: 29, 31 • *Procryptotermes sibayiensis*; key; new combination.
- Krishna, 1961: 369 • *Bifiditermes sibayiensis* [sic]; listed; new combination.
- Bouillon and Mathot, 1965: 82, pl. 9: figs. 18a–18c • *Bifiditermes sibayiensis*; catalog; soldier figured. South Africa.

- Bouillon and Mathot, 1971: table: no. 8 • *Bifiditermes sibayiensis* [in errata]; measurements [in table incorrectly listed under *Bicornitermes*].
- Coaton and Sheasby, 1972: 27, figs. 7A–B • *Bifiditermes sibayiensis*; soldier figured.
- Ruelle, 1975b: 2 • *Bifiditermes sibayiensis*; types listed.
- Roonwal, 1977d: 34 • *Bifiditermes sibayensis* [sic]; wing microsculpturing.
- Coaton and Sheasby, 1980: 7–12, fig. 3 • *Bifiditermes sibayiensis*; reference list; soldier figured; ecology; biology; protozoa; distribution. South Africa; Namibia; Swaziland; Zambia; Zimbabwe.
- Ferrar, 1982b: 127 • *Bifiditermes sibayiensis*; ecology; biology. South Africa.
- Nkunica, 1982: 114 • *Bifiditermes sibayiensis*; ecology; distribution. Zambia.
- Wanyonyi et al., 1984: 2 • *Bifiditermes sibayiensis*; checklist; distribution. Tanzania.

🌐 DISTRIBUTION: Ethiopian Region—Namibia; South Africa; Swaziland; Tanzania; Zambia; Zimbabwe.

Bifiditermes sylvaticus (Wilkinson, 1959)

Kalotermes sylvaticus Wilkinson, 1959: 61–64 (imago, soldier), fig. 1.

TYPE DATA: Holotype: BMNH imago. Paratypes: BMNH imagoes, soldiers, AMNH imago, NCIP imago, BMNH imagoes, soldiers [not type locality], AMNH soldier [not type locality], NCIP soldier [not type locality].

TYPE LOCALITY: Uganda: Ankole District, 8 mi S of Kichwamba, 5000 ft.

- Krishna, 1961: 369 • *Bifiditermes sylvaticus*; listed; new combination.
- Bouillon and Mathot, 1965: 39 • *Bifiditermes sylvaticus*; catalog.
- Bouillon and Mathot, 1971: table: no. 10 • *Bifiditermes sylvaticus*; measurements.
- Ruelle, 1975b: 2 • *Bifiditermes sylvaticus*; types listed.
- Wanyonyi et al., 1984: 2 • *Bifiditermes sylvaticus*; checklist; distribution. Kenya; Uganda.
- Darlington et al., 1997a: 52 • *Bifiditermes sylvaticus*; ecology; distribution. Uganda.

🌐 DISTRIBUTION: Ethiopian Region—Kenya; Uganda.

Calcaritermes Snyder, 1925

Calcaritermes Snyder, 1925e: 155 [first introduced as a subgenus of *Kalotermes* Hagen, 1853.

TYPE SPECIES: *Kalotermes (Calcaritermes) imminens* Snyder, 1925 by original designation.

- Emerson, 1928b: 405 • *Kalotermes (Calcaritermes)*; distribution.
- Light, 1933: 82 • *Kalotermes (Calcaritermes)*; key.
- Snyder, 1933c: 67 • *Calcaritermes*; distribution.
- Hare, 1937: 461, 474, pl. 1 • *Calcaritermes*; phylogeny.
- Emerson, 1942: 10 • *Calcaritermes*; listed.
- Snyder, 1949a: 52 • *Calcaritermes*; catalog; reference list; synonymy.
- Emerson, 1955: 508 • *Calcaritermes*; number of species; distribution.
- Weidner, 1955f: 68 • *Calcaritermes*; number of species; distribution.
- Roonwal and Sen-Sarma, 1960: 98 • *Calcaritermes*; key.
- Krishna, 1961: 348–349 • *Calcaritermes*; generic characters; key; reference list; phylogeny; distribution.
- Weesner, 1965: 34, 35, 49 • *Calcaritermes*; key; characters.
- Emerson, 1969: 36–39 • *Calcaritermes*; characters; distribution.
- Araujo, 1970d: 532 • *Calcaritermes*; distribution; number of species in Neotropical Region.
- Morimoto, 1975b: 9 • *Calcaritermes*; key.
- Araujo, 1977c: 10 • *Calcaritermes*; catalog.

- Yamin, 1979: 8–9 • *Calcaritermes*; protozoa; species included.
- Roonwal, 1983b: 362 • *Calcaritermes*; wing microsculpturing.
- Roonwal and Chhotani, 1989: 326–328 • *Calcaritermes*; synonymy; characters; distribution and composition.
- Nickle and Collins, 1990: 93, 107 • *Calcaritermes*; key; characters.
- Carpenter, 1992: 139 • *Calcaritermes*; fossil distribution.
- Nickle and Collins, 1992: 215, 219 • *Calcaritermes*; key; characters.
- Maiti and Chakraborty, 1994: 7 • *Calcaritermes*; key.
- Poole and Gentili, 1997: 494, 495 • *Calcaritermes*; listed.
- Constantino, 1998b: 141 • *Calcaritermes*; catalog.
- Fontes, 1998: 321 • *Calcaritermes*; catalog.
- Fontes and Monteiro, 1998: 33 • *Calcaritermes*; etymology and pronunciation.
- Constantino, 1999a: 394, 410 • *Calcaritermes*; key; biology; distribution.
- Thorne et al., 2000: 80 • *Calcaritermes*; number of fossil species; age; distribution.
- Constantino, 2002a: 16 • *Calcaritermes*; key.
- Scheffrahn, 2011: 41–53 • *Calcaritermes*; distribution; species synonymy; queen physogastry; soldier keys; microbial symbiosis; mesonotal rasp.

▲ 12 living species, 1 fossil species.

🌐🌐 DISTRIBUTION: Nearctic Region; Neotropical Region; Oriental Region.

Calcaritermes brevicollis (Banks, 1918)

Cryptotermes brevicollis Banks, 1918: 661 (imago, soldier), pl. 51, fig. 6.

TYPE DATA: ?Holotype: AMNH imagoes, soldiers. ?Paratypes: MCZ imagoes, soldiers, USNM “TYPE” imagoes, soldiers [Banks, 1918 cited the types as “Type in Amer. Mus. Nat. Hist.; paratypes in Mus. Comp. Zool.,” but no single specimen was labeled as “Type.” Since he did not designate a single specimen among those he called “Type,” all of Banks’ “Type” specimens are syntypes. Constantino, 1998b incorrectly referred to the AMNH specimen as “holotype,” probably interpreting Banks’ “type” to mean holotype].

TYPE LOCALITY: Panama.

- Snyder, 1925j: 179, 193, fig. 1 • *Kalotermes (Lobitermes) brevicollis*; soldier mandible figured; new combination. Panama: Canal Zone.
- Snyder, 1925e: 155 • *Kalotermes (Cryptotermes) bregicollis* [sic]; transferred to the subgenus *Calcaritermes*. Panama.
- Hare, 1937: 467, pl. 7: fig. 8 • *Kalotermes (Calcaritermes) brevicollis*; imago/worker, soldier mandibles measurements and figures.
- Kirby, 1941: 51 • *Calcaritermes brevicollis*; protozoa; new combination.
- Kirby, 1942b: 206 • *Calcaritermes brevicollis*; protozoa.
- Kirby, 1942a: 134 • *Calcaritermes brevicollis*; protozoa.
- Snyder, 1949a: 52 • *Calcaritermes brevicollis*; catalog; reference list. Panama.
- Kirby, 1949b: 366 • *Calcaritermes brevicollis*; protozoa.
- Krishna, 1961: 349, 392, 393, 394, 396, 397 • *Calcaritermes brevicollis*; listed; protozoa.
- Mathur and Thapa, 1962a: 6 • *Calcaritermes brevicollis*; collection catalog. Panama.
- Emerson, 1969: 37, fig. 9 • *Calcaritermes brevicollis*; distribution map.
- Araujo, 1977c: 10 • *Calcaritermes brevicollis*; catalog. Panama.
- Nickle and Collins, 1992: 208, 219, fig. 13.46 • *Calcaritermes brevicollis*; soldier figured; key; distribution. Panama.
- Constantino, 1998b: 141 • *Calcaritermes brevicollis*; catalog. Panama.
- Fontes, 1998: 321 • *Calcaritermes brevicollis*; catalog.
- Scheffrahn et al., 2005c: 550, table 1 • *Calcaritermes brevicollis*; checklist; distribution. Nicaragua.

- Roisin et al., 2006: 301–311 • *Calcaritermes brevicollis*; ecology; canopy forest; species richness; vertical distribution. Panama.
- Scheffrahn, 2011: 41–53, fig. 3F • *Calcaritermes brevicollis*; soldier figured; soldier, pseudergate keys; mesonotal morphology; distribution.

🌐 DISTRIBUTION: Neotropical Region—Nicaragua; Panama.

***Calcaritermes colei* Krishna, 1962**

***Calcaritermes colei* Krishna, 1962a: 2 (soldier), fig. 1.**

TYPE DATA: Holotype: AMNH soldier. Paratypes: AMNH soldiers, pseudoworkers, USNM soldier, pseudoworkers, FRI soldier, pseudoworkers.

TYPE LOCALITY: Mexico: San Luis Potosi, above El Naranjo [22°10'N, 101°00'W].

- Mathur and Thapa, 1962a: 7 • *Calcaritermes colei*; collection catalog [authorship erroneously given to Emerson]. Mexico.
- Emerson, 1969: 37, fig. 9 • *Calcaritermes colei*; distribution map.
- Araujo, 1977c: 10 • *Calcaritermes colei*; catalog. Mexico.
- Constantino, 1998b: 141 • *Calcaritermes colei*; catalog. Mexico.
- Méndez-Montiel and Equihua-Martínez, 2001: 173–187 • *Calcaritermes colei*; checklist; diversity; distribution. Mexico.

🌐 DISTRIBUTION: Neotropical Region—Mexico.

***Calcaritermes emarginicollis* (Snyder, 1925)**

***Kalotermes (Glyptotermes) emarginicollis* Snyder, 1925j: 186–187 (soldier), fig. 5c.**

TYPE DATA: Holotype: USNM No. 27268 soldier. Paratypes: AMNH soldier, pseudoworkers.

TYPE LOCALITY: Panama: Canal Zone: Rio Chinilla.

- Snyder, 1925e: 155 • *Kalotermes (Calcaritermes) emarginicollis*; transferred to the subgenus *Calcaritermes*. Panama.
- Snyder, 1926b: 12–13, figs. 2, 3 • *Kalotermes (Calcaritermes) emarginicollis*; imago (previously unknown) described; soldier, nymph described and figured. Costa Rica.
- Snyder, 1934b: 97 • *Kalotermes (Calcaritermes) emarginicollis*; locality. Costa Rica.
- Kirby, 1941: 51 • *Calcaritermes emarginicollis*; protozoa; new combination.
- Kirby, 1942b: 206 • *Calcaritermes emarginicollis*; protozoa.
- Kirby, 1942a: 134 • *Calcaritermes emarginicollis*; protozoa.
- Snyder, 1949a: 53 • *Calcaritermes emarginicollis*; catalog. Costa Rica; Panama.
- Kirby, 1949b: 366 • *Calcaritermes emarginicollis*; protozoa.
- Krishna, 1961: 349, 392, 394, 396, 397, 398 • *Calcaritermes emarginicollis*; listed; protozoa.
- Krishna, 1962a: 3, 8 • *Calcaritermes emarginicollis*; comparisons.
- Mathur and Thapa, 1962a: 7 • *Calcaritermes emarginicollis*; collection catalog. Costa Rica.
- Emerson, 1969: 37, fig. 9 • *Calcaritermes emarginicollis*; distribution map.
- Araujo, 1977c: 10 • *Calcaritermes emarginicollis*; catalog. Costa Rica; Panama: Canal Zone.
- Nickle and Collins, 1992: 218, figs. 42–45 • *Calcaritermes emarginicollis*; soldier figured; key; distribution. Panama.
- Constantino, 1998b: 141 • *Calcaritermes emarginicollis*; catalog. Costa Rica; Panama.
- Fontes, 1998: 322 • *Calcaritermes emarginicollis*; catalog.
- Scheffrahn, 2011: 41–53, fig. 3E • *Calcaritermes emarginicollis*; soldier figured; soldier, pseudergate keys; mesonotal morphology; distribution.

🌐 DISTRIBUTION: Neotropical Region—Costa Rica; Panama.

Calcaritermes guatemalae (Snyder, 1926)***Kalotermes (Calcaritermes) guatemalae*** Snyder, 1926a: 22–23 (imago, soldier).

TYPE DATA: Syntypes: USNM No. 28657 soldier, AMNH imago, soldiers, pseudoworkers.

TYPE LOCALITY: Guatemala: Mixco; see Snyder, 1926a: 22–23.

- Snyder, 1949a: 53 • *Calcaritermes guatemalae*; catalog; new combination. Guatemala.
- Becker, 1953: 343 • *Calcaritermes guatemalae*; distribution.
- Krishna, 1961: 349 • *Calcaritermes guatemalae*; listed.
- Krishna, 1962a: 7, 8 • *Calcaritermes guatemalae*; comparisons.
- Emerson, 1969: 37, fig. 9 • *Calcaritermes guatemalae*; distribution map.
- Araujo, 1977c: 10 • *Calcaritermes guatemalae*; catalog. Guatemala.
- Constantino, 1998b: 141 • *Calcaritermes guatemalae*; catalog. Guatemala.
- Scheffrahn, 2011: 41–53, fig. 3A • *Calcaritermes guatemalae*; soldier figured; soldier, pseudergate keys; mesonotal morphology; distribution.

 DISTRIBUTION: Neotropical Region—Guatemala.

Calcaritermes imminens (Snyder, 1925)***Kalotermes (Calcaritermes) imminens*** Snyder, 1925e: 155–156 (imago, soldier), figs. 2–4.

TYPE DATA: Holotype: USNM No. 27734 soldier. Paratypes: AMNH soldiers, pseudoworkers.

TYPE LOCALITY: Guatemala: Cincinnati.

- Snyder, 1949a: 53 • *Calcaritermes imminens*; catalog; new combination. Colombia.
- Krishna, 1961: 349, figs. 39, 40 • *Calcaritermes imminens*; listed; soldier, nymph mandibles, foreleg figured.
- Emerson, 1969: 37, fig. 9 • *Calcaritermes imminens*; distribution map.
- Morimoto, 1975b: fig. 5 • *Calcaritermes imminens*; soldier figured.
- Araujo, 1977c: 10 • *Calcaritermes imminens*; catalog. Colombia.
- Constantino, 1998b: 141 • *Calcaritermes imminens*; catalog. Colombia.


 DISTRIBUTION: Neotropical Region—Colombia.

Calcaritermes krishnai (Maiti and Chakraborty, 1981)***Glyptotermes krishnai*** Maiti and Chakraborty, 1981: 71–78 (dealate imago, soldier), figs. 1, 2.

TYPE DATA: Holotype: ZSI No. 2528/H11 soldier. Paratypes: FRI soldier, pseudoworker, ZSI Nos. 2529/H11, 2530/H11 imago, soldiers, pseudoworkers, AMNH soldier, pseudoworker [not received].

TYPE LOCALITY: India: Nicobar Islands: Great Nicobar Island: Champa Bay.

- Maiti, 1983: 21, 37–38, fig. 6 • *Glyptotermes krishnai*; key; synonymy; soldier described and figured; distribution. India: Nicobar Island [record from from West Bengal is “due to mistake in identity of locality,” fide Roonwal and Chhotani, 1989: 332].
- Roonwal and Chhotani, 1989: 328–332, figs. 179–181 • *Calcaritermes krishnai*; imago, soldier, pseudoworker described and figured; synonymy; key; new combination. India: Nicobar Islands.
- Mitra and Maiti, 1992: 502 • *Glyptotermes krishnai*; checklist; biogeography. India: Nicobar Islands.
- Maiti and Chakraborty, 1994: 7, 32 • *Calcaritermes krishnai*; key; synonymy; imago, soldier measurements; distribution. India: Nicobar Islands [West Bengal incorrect].
- Ahmad and Akhtar, 2002: 9 • *Calcaritermes krishnai*; catalog. India: Great Nicobar Island.

 DISTRIBUTION: Oriental Region—Indian Ocean: Nicobar Islands.

Calcaritermes nearcticus (Snyder, 1933)***Kalotermes (Calcaritermes) nearcticus*** Snyder, 1933c: 68–69 (imago), fig. 1.

TYPE DATA: Holotype: USNM No. 44835 imago. Paratypes: USNM imagoes [not type locality], USNM imagoes [not type locality].

TYPE LOCALITY: USA: Florida: Clay County.

- Light, 1934d: 131 • *Kalotermes (Calcaritermes) nearcticus*; distribution. USA: Florida.
- Kirby, 1941: 51 • *Calcaritermes nearcticus*; protozoa; new combination.
- Kirby, 1942a: 134 • *Calcaritermes nearcticus*; protozoa.
- Kirby, 1942b: 206 • *Calcaritermes nearcticus*; protozoa.
- Emerson and Miller, 1943: 184, 186 • *Calcaritermes nearcticus*; key. USA: Florida.
- Miller, 1943: 5–8, fig. 1 • *Kalotermes (Calcaritermes) nearcticus*; soldier (previously unknown) described and figured. USA: Florida.
- Emerson and Miller, 1944: 108, 109 • *Calcaritermes nearcticus*; key. USA: Florida.
- Miller and Miller, 1944: 101, 104, 105, 106 • *Calcaritermes nearcticus*; biology; swarming. USA: Florida.
- Snyder, 1949a: 53 • *Calcaritermes nearcticus*; catalog; reference list. USA: Florida.
- Kirby, 1949b: 366 • *Calcaritermes nearcticus*; protozoa.
- Miller, 1949b: 10, 11, 16, 19, fig. 12 • *Calcaritermes nearcticus*; key; soldier figured; biology. Florida.
- Krishna, 1961: 349, 392, 394, 396 • *Calcaritermes nearcticus*; listed; protozoa.
- Krishna, 1962a: 3, 5 • *Calcaritermes nearcticus*; comparisons.
- Mathur and Thapa, 1962a: 7 • *Calcaritermes nearcticus*; collection catalog. USA.
- Weesner, 1965: 48, 49 • *Calcaritermes nearcticus*; imago, soldier described; key; biology. USA: Florida.
- Emerson, 1969: 37, fig. 9 • *Calcaritermes nearcticus*; distribution map.
- Weesner, 1970: 493 • *Calcaritermes nearcticus*; biology.
- Araujo, 1977c: 10 • *Calcaritermes nearcticus*; catalog. USA: Florida.
- Luykx and Syren, 1979: 197 • *Calcaritermes nearcticus*; chromosomes; cytology.
- Fontes, 1983: 138 • *Calcaritermes nearcticus*; additions and corrections to Araujo's catalog, 1977c.
- Scheffrahn et al., 1988a: 616, 619 • *Calcaritermes nearcticus*; checklist; distribution. USA: Florida.
- Nickle and Collins, 1989: 283, 284, figs. 1G, 2L, 3G, 4A • *Calcaritermes nearcticus*; key; soldier head and tibia, imago wings figured.
- Fontana, 1991: 16 • *Calcaritermes nearcticus*; chromosomes.
- Scheffrahn and Su, 1994: 462, 469, figs. 1–3, 34 • *Calcaritermes nearcticus*; key; soldier, imago forewing figured. USA: Florida.
- Poole and Gentili, 1997: 494 • *Calcaritermes nearcticus*; listed; distribution. North America.
- Constantino, 1998b: 141 • *Calcaritermes nearcticus*; catalog. USA: Florida.
- Fontes, 1998: 322 • *Calcaritermes nearcticus*; catalog.
- Scheffrahn et al., 2001a: 109–113 • *Calcaritermes nearcticus*; distribution. USA: Georgia.
- Scheffrahn, 2011: 41–53, fig. 3D • *Calcaritermes nearcticus*; soldier figured; soldier, pseudergate keys; mesonotal morphology; distribution.

🌐 DISTRIBUTION: Nearctic Region—USA: Florida, Georgia.

Calcaritermes nigriceps (Emerson, 1925)***Kalotermes (Lobitermes) nigriceps*** Emerson, 1925: 306, 337 (imago, soldier), fig. 35.

TYPE DATA: Holotype: AMNH imago. Paratypes: AMNH imagoes, soldiers, pseudoworkers, AMNH king, queen, soldiers, pseudoworkers [not type locality], NCIP imago, soldier.

TYPE LOCALITY: Guyana (British Guiana): Kartabo.

- Adamson, 1937: 141 • *Calcaritermes nigriceps*; new combination.
- Snyder, 1925e: 155 • *Kalotermes (Calcaritermes) nigriceps*; transferred to the subgenus *Calcaritermes*. Guyana.
- Adamson, 1937: 141 • *Calcaritermes nigriceps*; listed; new combination; distribution. Trinidad.
- Adamson, 1940a: 13 • *Calcaritermes nigriceps*; listed; distribution. Trinidad.
- Adamson, 1946: 221 • *Calcaritermes nigriceps*; listed; distribution. Trinidad.
- Snyder, 1949a: 53 • *Calcaritermes nigriceps*; catalog. Guyana.
- Kirby, 1949a: 365, 366, 371 • *Calcaritermes nigriceps*; protozoa.
- Ahmad, 1950: 81, fig. 5 • *Calcaritermes nigriceps*; imago mandibles figured.
- Snyder, 1956b: 190 • *Calcaritermes nigriceps*; distribution. Trinidad.
- Krishna, 1961: 349, 392, 394, 398 • *Calcaritermes nigriceps*; listed; protozoa.
- Krishna, 1962a: 5, 10 • *Calcaritermes nigriceps*; comparisons.
- Mathur and Thapa, 1962a: 7 • *Calcaritermes nigriceps*; collection catalog. Trinidad and Tobago.
- Emerson, 1969: 37, fig. 9 • *Calcaritermes nigriceps*; distribution map.
- Ruelle, 1975b: 2 • *Calcaritermes nigriceps*; types listed.
- Araujo, 1977c: 10 • *Calcaritermes nigriceps*; catalog. Guyana; Trinidad.
- Constantino and Cancelli, 1993: 402 • *Calcaritermes nigriceps*; distribution. Brazil: Amazonia.
- Scheffrahn et al., 1994: 224, 230 • *Calcaritermes nigriceps*; distribution. Trinidad.
- Constantino, 1998b: 141, 142 • *Calcaritermes nigriceps*; catalog. Guyana; Trinidad; eastern Brazilian Amazonia.
- Fontes, 1998: 322 • *Calcaritermes nigriceps*; catalog.
- Scheffrahn et al., 2003b: 33–38 • *Calcaritermes nigriceps*; distribution. Trinidad and Tobago.
- Scheffrahn, 2011: 41–53, fig. 3C • *Calcaritermes nigriceps*; soldier figured; soldier, pseudergate keys; mesonotal morphology; distribution.

Kalotermes (Calcaritermes) recessifrons Snyder, 1925e: 156–157 (imago, soldier), fig. 5.

TYPE DATA: Holotype: USNM No. 27735 soldier. Paratype: AMNH imago.

TYPE LOCALITY: Colombia: Cincinnati.

- Snyder, 1949a: 54 • *Calcaritermes recessifrons*; catalog; new combination. Colombia.
- Krishna, 1961: 349 • *Calcaritermes recessifrons*; listed.
- Emerson, 1969: 37, fig. 9 • *Calcaritermes recessifrons*; distribution map. Colombia.
- Araujo, 1977c: 11 • *Calcaritermes recessifrons*; catalog. Colombia.
- Constantino, 1998b: 142 • *Calcaritermes recessifrons*; catalog. Colombia.
- Scheffrahn, 2011: 44 • *Calcaritermes recessifrons*; synonymized with *nigriceps*.

🌐 DISTRIBUTION: Neotropical Region—Brazilian Amazonia; Colombia; Guyana; Trinidad and Tobago.

Calcaritermes parvnotus (Light, 1933)

Kalotermes (Calcaritermes) parvnotus Light, 1933: 84, 85, 101 (soldier), fig. J.

TYPE DATA: Holotype: AMNH soldier [by monotypy], [incorrectly referred to as “syntype” by Constantino, 1998b].

TYPE LOCALITY: Mexico: Colima State: Colima.

- Light, 1934j: 338 • *Kalotermes (Calcaritermes) parvnotus*; distribution. Mexico.
- Kirby, 1941: 51 • *Calcaritermes parvnotus*; protozoa; new combination.
- Kirby, 1942b: 206 • *Calcaritermes parvnotus*; protozoa.
- Kirby, 1942a: 134 • *Calcaritermes parvnotus*; protozoa.
- Snyder, 1949a: 54 • *Calcaritermes parvnotus*; catalog. Mexico.

- Krishna, 1961: 349, 392, 394, 396 • *Calcaritermes parvinotus*; listed; protozoa.
- Krishna, 1962a: 3, 5 • *Calcaritermes parvinotus*; comparisons.
- Emerson, 1969: 37, fig. 9 • *Calcaritermes parvinotus*; distribution map.
- Nutting, 1970a: 1106 • *Calcaritermes parvinotus*; colony size and composition. Mexico.
- Weesner, 1970: 493 • *Calcaritermes parvinotus*; biology.
- Araujo, 1977c: 10–11 • *Calcaritermes parvinotus*; catalog. Mexico.
- Nickle and Collins, 1990: 106, 107, fig. 5G • *Calcaritermes parvinotus*; key; soldier figured; characters; distribution. Mexico.
- Constantino, 1998b: 142 • *Calcaritermes parvinotus*; catalog. Mexico.
- Fontes, 1998: 322 • *Calcaritermes parvinotus*; catalog.
- Méndez-Montiel and Equihua-Martínez, 2001: 173–187 • *Calcaritermes parvinotus*; checklist; diversity; distribution. Mexico.

🌐 DISTRIBUTION: Neotropical Region—Mexico.

Calcaritermes rioensis Krishna, 1962

Calcaritermes rioensis Krishna, 1962a: 3–5 (soldier), fig. 2.

TYPE DATA: Holotype: AMNH soldier. Paratypes: AMNH nymphs.

TYPE LOCALITY: Brazil: Rio de Janeiro, Ilha Grande.

- Emerson, 1952b: 508 • *Calcaritermes* n. sp.
- Emerson, 1969: 37, fig. 9 • *Calcaritermes rioensis*; distribution map.
- Araujo, 1977c: 11 • *Calcaritermes rioensis*; catalog. Brazil.
- Fontes, 1983: 138 • *Calcaritermes rioensis*; additions and corrections to Araujo's catalog, 1977c.
- Constantino, 1998b: 142 • *Calcaritermes rioensis*; catalog. Brazil: from Bahia to Rio de Janeiro.
- Constantino, 1999a: figs. 26, 27, 28 • *Calcaritermes rioensis*; soldier figured.
- Bandeira and Vasconcellos, 1999: 40, table 1 • *Calcaritermes rioensis*; checklist; ecology; distribution. Brazil.
- Constantino, 2002a: figs. 38–40 • *Calcaritermes rioensis*; soldier figured.
- Scheffrahn, 2011: 41–53, fig. 3B • *Calcaritermes rioensis*; soldier figured; soldier, pseudergate keys; mesonotal morphology; distribution.

🌐 DISTRIBUTION: Neotropical Region—Brazil.

Calcaritermes snyderi Krishna, 1962

Calcaritermes snyderi Krishna, 1962a: 5–8 (imago, soldier), figs. 3, 4.

TYPE DATA: Holotype: AMNH soldier. Paratypes: AMNH imagoes, soldiers, nymphs, AMNH imagoes, soldiers, nymphs [not type locality].

TYPE LOCALITY: El Salvador: Volcan de Santa Ana [14°00'N, 89°31'W].

- Kirby, 1949b: 366, 371, 379 • *Calcaritermes* n. sp.
- Krishna, 1961: 349, 392, 393, 396 • *Calcaritermes* n. sp.
- Emerson, 1969: 37, fig. 9 • *Calcaritermes snyderi*; distribution map.
- Araujo, 1977c: 11 • *Calcaritermes snyderi*; catalog. El Salvador.
- Fontes, 1983: 138 • *Calcaritermes snyderi*; additions and corrections to Araujo's catalog, 1977c.
- Constantino, 1998b: 142 • *Calcaritermes snyderi*; catalog. El Salvador; Panama.
- Scheffrahn, 2011: 41–53, fig. 3H • *Calcaritermes snyderi*; soldier figured; soldier, pseudergate keys; mesonotal morphology; distribution.

🌐 DISTRIBUTION: Neotropical Region—El Salvador; Panama.

Calcaritermes temnocephalus (Silvestri, 1901)***Calotermes temnocephalus*** Silvestri, 1901: 2 (soldier).

TYPE DATA: Lectotype: UZM soldier. Paralectotypes: NCIP imagoes [not type locality].

LECTOTYPE DESIGNATION: Krishna, 1962a: 12.

TYPE LOCALITY: Venezuela: Las Trincheras.

- Silvestri, 1903: 34, pl. 1: figs. 25, 26 • *Calotermes temnocephalus*; soldier, nymph described; soldier figured. Venezuela.
- Desneux, 1904b: 24 • *Calotermes temnocephalus*; reference list. Venezuela.
- Holmgren, 1906: 667 • *Calotermes temnocephalus*; distribution. Venezuela.
- Holmgren, 1911a: 55 • *Calotermes* ?(*Procryptotermes*) *temnocephalus*; remarks.
- Emerson, 1925: 331 • *Kalotermes* (*Glyptotermes*) *temnocephalus*; listed; remarks.
- Adamson, 1940a: 12, 13 • *Calcaritermes* sp.; listed; biology.
- Snyder, 1949a: 54 • *Calcaritermes temnocephalus*; catalog; reference list; new combination. Venezuela.
- Adamson, 1949: 3, 5 • *Calcaritermes* sp.; listed; distribution. St. Vincent.
- Snyder, 1959a: 317, 320 • *Calcaritermes temnocephalus*; key. Venezuela.
- Krishna, 1961: 349 • *Calcaritermes temnocephalus*; listed.
- Krishna, 1962a: 9–13, figs. 5, 6 • *Calcaritermes temnocephalus*; synonymy; imago (previously unknown), soldier described and figured. St. Lucia; St. Vincent; Trinidad; Venezuela.
- Emerson, 1969: 37, fig. 9 • *Calcaritermes temnocephalus*; distribution map.
- Ruelle, 1975b: 2 • *Calcaritermes temnocephalus*; types listed.
- Araujo, 1977c: 11 • *Calcaritermes temnocephalus*; catalog. St. Lucia; St. Vincent; Trinidad; Venezuela.
- Scheffrahn et al., 1994: 218, 221, 223, 224, 230 • *Calcaritermes temnocephalus*; distribution. Dominica; Martinique; St. Lucia; St. Vincent; Trinidad.
- Constantino, 1998b: 142 • *Calcaritermes temnocephalus*; catalog. Lesser Antilles from Dominica to Trinidad; Venezuela.
- Fontes, 1998: 322 • *Calcaritermes temnocephalus*; catalog.
- Issa, 2000: 380 • *Calcaritermes temnocephalus*; checklist; distribution. Venezuela.
- Scheffrahn et al., 2003b: 33–38 • *Calcaritermes temnocephalus*; distribution. Trinidad.
- Scheffrahn, 2011: 41–53, fig. 3G • *Calcaritermes temnocephalus*; soldier figured; soldier, pseudergate keys; mesonotal morphology; distribution.

Kalotermes (*Calcaritermes*) *thompsonae* Snyder, 1926a: 23–24 (imago, soldier) [junior homonym of *Kalotermes* (*Cryptotermes*) *thompsonae* Snyder 1922].

TYPE DATA: Syntypes: USNM No. 28658 imago, soldier, AMNH imago.

TYPE LOCALITY: Costa Rica: Santa Clara Province: Hamburg Farm; see Snyder, 1926a: 23–24 [the type locality for *fairchildi* will be the same, as it is the new name for *thompsonae*].*Kalotermes* (*Calcaritermes*) *fairchildi* Snyder, 1926d: 51 [*nom. nov.* for *Kalotermes* (*Calcaritermes*) *thompsonae* Snyder, 1926a, as the name is preoccupied by *Kalotermes* (*Cryptotermes*) *thompsonae* Snyder, 1922].

- Snyder, 1934b: 97 • *Kalotermes* (*Calcaritermes*) *fairchildi*; locality. Costa Rica.
- Snyder, 1949a: 53 • *Calcaritermes fairchildi*; catalog; synonymy; new combination Costa Rica.
- Krishna, 1961: 349 • *Calcaritermes fairchildi*; listed.
- Krishna, 1962a: 10, 12 • *Calcaritermes fairchildi*; comparisons.
- Emerson, 1969: 37, fig. 9 • *Calcaritermes fairchildi*; distribution map.
- Araujo, 1977c: 10 • *Calcaritermes fairchildi*; catalog. Costa Rica.

- Constantino, 1998b: 141 • *Calcaritermes fairchildi*; catalog; synonymy. Costa Rica.
- Scheffrahn, 2011: 43 • *Calcaritermes fairchildi*; synonymized with *temnocephalus*.

🌐 DISTRIBUTION: Neotropical Region—Costa Rica; Dominica; Martinique; St. Lucia; St. Vincent and the Grenadines; Trinidad; Venezuela.

†*Calcaritermes vetus* Emerson, 1969

†*Calcaritermes vetus* Emerson, 1969: 39–43 (imago), fig. 10.

TYPE DATA: Holotype: MPUC No. 2072 imago ♀ (Oligocene-Miocene, ex amber. Paratypes: MPUC No. 2063 imago ♂ [not type locality].

TYPE LOCALITY: Mexico: Chiapas: Simojovel Region: Vega de la Campan on San Pedro River W of the Simojovel River [18°14'N, 92°40'W].

- Araujo, 1977c: 69 • *Calcaritermes vetus*; catalog. Mexico: Chiapas: Oligocene–Miocene.
- Poinar, 1992: 104 • *Calcaritermes vetus*; listed. Mexican amber.
- Spahr, 1992: 29 • *Calcaritermes vetus*; synonymy; amber fossil.
- Nel and Paicheler, 1993: 122 • *Calcaritermes vetus*; type data; paleontology; distribution.
- Fontes and Vulcano, 1998: 279 • *Calcaritermes vetus*; fossil catalog. New World.
- Engel, 2004: 183 • *Calcaritermes vetus*; checklist. Mexican amber.
- Fontes and Vulcano, 2004: 349 • *Calcaritermes vetus*; fossil catalog. New World.

🌐 DISTRIBUTION: Neotropical Region—Mexico: Chiapas.

* FOSSIL RECORD: Cenozoic–Neogene: Miocene.

Ceratokalotermes Krishna, 1961

Ceratokalotermes Krishna, 1961: 338.

TYPE SPECIES: *Calotermes spoliator* Hill, 1932 by original designation.

- Krishna, 1961: 338–341 • *Ceratokalotermes*; generic characters; key; reference list; phylogeny; distribution.
- Morimoto, 1975b: 11 • *Ceratokalotermes*; key.
- Yamin, 1979: 9 • *Ceratokalotermes*; protozoa; species included.
- Watson and Abbey, 1993b: 2 • *Ceratokalotermes*; remarks, Australian species.

▲ 1 species.

🌐 DISTRIBUTION: Australian Region.

Ceratokalotermes spoliator (Hill, 1932)

Calotermes spoliator Hill, 1932a: 136–138 (soldier), figs. 1, 2 [described as *Calotermes* (subgen.?) *spoliator*].

TYPE DATA: Lectotype: ANIC No. 9042 soldier. Paralectotypes: ANIC No. 101051 soldiers, AMNH soldier, nymph, AMNH soldiers, nymphs [not type locality], AMNH soldiers, nymphs [not type locality].

LECTOTYPE DESIGNATION: Hill, 1932a: 138 [cited as “type,” but all other species described in the same paper cite “types”; “type” citation almost certainly lapsus calami for “types”]. Hill, 1942: 113 [inadvertent selection by inference of “holotype” (ICZN, 1999, art. 74.6)].

TYPE LOCALITY: Australia: Capital Territory: Uriarra.

- Hill, 1933b: 39–40, pl. 1: figs. 2–5 • *Calotermes* (?) *spoliator*; imago (previously unknown) described; and figured; biology; locality. Australia.
- Hill, 1942: 111–113, figs. 57, 58 • *Calotermes* (?) *spoliator*; imago, soldier described and figured; synonymy; distribution; biology. Australia.
- Snyder, 1949a: 21 • *Kalotermes spoliator*; catalog; reference list; new combination. Australia.
- Emerson, 1949a: 321 • *Proglyptotermes spoliator*; new combination.
- Kirby, 1949b: 350, 382 • *Proglyptotermes spoliator*; protozoa.
- Roonwal and Pant, 1953: 43 • *Kalotermes spoliator*; collection catalog. Australia.
- Krishna, 1961: 338–340, 341, 395, figs. 27–30 • *Ceratokalotermes spoliator*; listed; imago, soldier figured; protozoa; new combination.
- Mathur and Thapa, 1962a: 14 • *Kalotermes spoliator*; collection catalog. Australia.
- Gay, 1967: 11, 24 • *Ceratokalotermes spoliator*; distribution. New Zealand: interception.
- Gay and Calaby, 1970: 404 • *Ceratokalotermes spoliator*; biology; distribution. Australia.
- Veivers et al., 1980: 75–77 • *Ceratokalotermes spoliator*; gut physiology.
- Roonwal, 1981: 468, figs. 1A–B • *Ceratokalotermes spoliator*; wing microsculpturing.
- Bain and Jenkin, 1983: 368 • *Ceratokalotermes spoliator*; listed. New Zealand: interception.
- Watson and Abbey, 1993b: 14, fig. 8 • *Ceratokalotermes spoliator*; distribution map.
- Watson et al., 1998: 173 • *Ceratokalotermes spoliator*; catalog; synonymy; distribution; ecology. Australia.

🌐 DISTRIBUTION: Australian Region—Australia: Australian Capital Territory, New South Wales, Queensland, Victoria.

***Comatermes* Krishna, 1961**

***Comatermes* Krishna, 1961: 341.**

TYPE SPECIES: *Calotermes perfectus* Hagen, 1858 by original designation.

- Krishna, 1961: 341–343 • *Comatermes*; generic characters; key; reference list; phylogeny; distribution.
- Araujo, 1970d: 532 • *Comatermes*; distribution; number of species in Neotropical Region.
- Morimoto, 1975b: 11 • *Comatermes*; key.
- Araujo, 1977c: 11 • *Comatermes*; catalog.
- Constantino, 1998b: 142 • *Comatermes*; catalog.
- Fontes and Monteiro, 1998: 33 • *Comatermes*; etymology and pronunciation.
- Constantino, 2002a: 16 • *Comatermes*; key.

▲ 1 species.

🌐 Neotropical Region.

***Comatermes perfectus* (Hagen, 1858)**

***Calotermes perfectus* Hagen, 1858c: 46–47 (imago).**

TYPE DATA: Holotype: BMNH imago.

TYPE LOCALITY: “Vaterland unbekannt.”

- Walker, 1853: 515–516 • *Termes quadricollis*? [misidentification]; imago described; see comments by Hagen, 1858c: 103.
- Hagen, 1858b: 7 • *Calotermes perfectus*; imago described, measured; synonymy; distribution.
- Desneux, 1904b: 24 • *Calotermes perfectus*; reference list. Locality unknown.
- Holmgren, 1911a: 54 • *Calotermes* ?(*Neotermes*) *perfectus*; listed.
- Snyder, 1949a: 28, 30 • *Neotermes perfectus*; catalog; synonymy; new combination. Bolivia.

- Krishna, 1961: 341–343, figs. 31–33 • *Comatermes perfectus*; listed; imago, soldier figured; new combination.
- Araujo, 1977c: 11 • *Comatermes perfectus*; catalog; synonymy. Bolivia; Colombia; Peru; St. Lucia; Trinidad; Venezuela.
- Weidner, 1980: 65, 66, figs. 1A, 1B, 2 • *Comatermes perfectus*; soldier figured; nest described and figured; locality. Colombia.
- Fontes, 1983: 138 • *Comatermes perfectus*; additions and corrections to Araujo's catalog, 1977c.
- Scheffrahn et al., 1994: 218, 221, 222, 223, 224, 230 • *Comatermes perfectus*; distribution. Dominica; Martinique; Montserrat; St. Lucia; Trinidad.
- Constantino, 1998b: 142 • *Comatermes perfectus*; catalog. Lesser Antilles from Montserrat to Trinidad; Panama; Peru; Venezuela; West Amazonia: Colombia.
- Issa, 2000: 380 • *Comatermes perfectus*; checklist; distribution. Venezuela.
- Constantino, 2002c: 356, table 1 • *Comatermes perfectus*; checklist; damage; distribution. Colombia; Peru; Trinidad.
- Constantino, 2002a: figs. 20–21 • *Comatermes perfectus*; soldier figured.
- Scheffrahn et al., 2003b: 33–38 • *Comatermes perfectus*; distribution. Trinidad and Tobago.
- Scheffrahn et al., 2005c: 550, table 1 • *Comatermes perfectus*; checklist; distribution. Nicaragua.

Kalotermes (Neotermes) manni Snyder, 1926e: 6 (soldier).

TYPE DATA: Holotype: USNM No. 27645 soldier. Paratypes: AMNH soldier, nymph [from type colony, labeled as “cotyph”], AMNH soldier, nymph [not type locality].

TYPE LOCALITY: Bolivia: near mouth of Mapiri.

- Costa Lima, 1941: 382 • *Kalotermes (Neotermes) manni*; listed.
- Snyder, 1949a: 28 • *Neotermes manni*; catalog; synonymy; new combination. Bolivia.
- Krishna, 1961: 341 • *Kalotermes (Neotermes) manni*; synonymized with *perfectus*.

🌐 DISTRIBUTION: Neotropical Region—Bolivia; Colombia; Dominica; Martinique; Montserrat; Nicaragua; Panama; Peru; St. Lucia; Trinidad and Tobago.

†*Cratokalotermes* Bechly, 2007

†*Cratokalotermes* Bechly, 2007: 260, 261.

TYPE SPECIES: *Cratokalotermes santanensis* Bechly, 2007 by original designation.

- Grimaldi et al., 2008: 18 • *Cratokalotermes*; revised diagnosis.

▲ 1 fossil species.

🌐 DISTRIBUTION: Neotropical Region.

†*Cratokalotermes santanensis* Bechly, 2007

†*Cratokalotermes santanensis* Bechly, 2007: 261 (imago), fig. 11.25i.

TYPE DATA: Holotype: SMNS 66195 imago.

TYPE LOCALITY: Brazil: Southern Ceará: Chapada do Araripe, vicinity of Nova Olinda.

- Grimaldi et al., 2008: 21, figs. 14, 16, table 1 • *Cratokalotermes santanensis*; imago redescribed and figured.
- Engel et al., 2009: 22, 24, 26, figs. 2, 3 • *Cratokalotermes santanensis*; character-state coding; phylogeny; geological time.

🌐 DISTRIBUTION: Neotropical Region—Brazil: Ceará.

✳ FOSSIL RECORD: Mesozoic–Cretaceous, Early: Aptian.

Cryptotermes Banks, 1906

Cryptotermes Banks, 1906: 336.

TYPE SPECIES: *Cryptotermes cavifrons* Banks, 1906 by monotypy.

- Hagen, 1861b: 1 • *Kalotermes* [part]; characters.
- Desneux, 1904b: 20–22 • *Calotermes* [part]; reference list; synonymy; characters; species included; biology.
- Holmgren, 1910b: 285 • *Calotermes* (*Cryptotermes*); listed; type species *cavifrons*.
- Holmgren, 1911a: 10, 55 • *Calotermes* (*Cryptotermes*); characters; species included; type species *cavifrons*; distribution.
- Holmgren, 1913c: 37 • *Calotermes* (*Cryptotermes*); key.
- Banks, 1919: 476 • *Cryptotermes*; key.
- Warren, 1919: 2 • *Cryptotermes*; distribution.
- Banks and Snyder, 1920: 16, 35 • *Cryptotermes*; key; characters.
- Fuller, 1921: 19, 22, 23, 24 • *Cryptotermes*; key.
- Light, 1921b: 36 • *Cryptotermes*; diagnosis.
- Snyder, 1922: 12–13 • *Cryptotermes*; remarks.
- Light, 1924: 52 • *Cryptotermes*; key.
- Sjöstedt, 1926d: 22, 23, 28 • *Cryptotermes*; reference list; key.
- Bathellier, 1927: 127 • *Kalotermes* (*Cryptotermes*); characters.
- Emerson, 1928b: 405, 418 • *Kalotermes* (*Cryptotermes*); key; distribution.
- Light, 1930f: 16, 18 • *Cryptotermes*; key.
- Light, 1933: 82 • *Kalotermes* (*Cryptotermes*); key.
- Kemner, 1934b: 30, 44 • *Cryptotermes*; synonymy; key.
- Snyder, 1934a: 24, 27 • *Kalotermes* (*Cryptotermes*); key.
- Light, 1934f: 208 • *Kalotermes* (*Cryptotermes*); key.
- Wu, 1935: 217 • *Cryptotermes*; catalog; reference list.
- Hare, 1937: 461, 474, 475, pls. 1, 2 • *Cryptotermes*; phylogeny; Holmgren's phylogeny compared.
- Harris, 1941: 202 • *Cryptotermes*; key.
- Emerson, 1942: 10 • *Cryptotermes*; listed.
- Hill, 1942: 14, 36–37, 65–66 • *Calotermes* (*Cryptotermes*); key; synonymy; imago, soldier diagnosed.
- Tembrock, 1944: fig. 8 • *Cryptotermes*; map; species distribution.
- Snyder, 1949a: 38 • *Cryptotermes*; catalog; reference list; synonymy.
- Cachan, 1949: 185, 187, 213 • *Cryptotermes*; key; synonymy; characters; species included from Madagascar.
- Ratcliffe et al., 1952: 54, 66–68 • *Calotermes* (*Cryptotermes*); key; habits; damage.
- Lal and Menon, 1953: 8, 9–10 • *Kalotermes* (*Cryptotermes*); catalog; reference list; synonymy; key.
- Emerson, 1955: 508 • *Cryptotermes*; number of species; distribution.
- Weidner, 1955f: 46, 68 • *Cryptotermes*; key; number of species; distribution.
- Ahmad, 1958: 35, 36 • *Cryptotermes*; key.
- Calaby and Gay, 1959: 212 • *Cryptotermes*; zoogeography; number of species.
- Roonwal and Sen-Sarma, 1960: 98 • *Cryptotermes*; key.
- Krishna, 1961: 379–382 • *Cryptotermes*; generic characters; key; reference list; synonymy; phylogeny; distribution.
- Webb, 1961: 8 • *Cryptotermes*; key.
- Roonwal and Chhotani, 1962a: 294 • *Cryptotermes*; key.

- Ranaweera, 1962: 90 • *Cryptotermes*; key.
- Tsai and Chen, 1964b: 42, 46 • *Cryptotermes*; key; characters.
- Ahmad, 1965: 7, 8 • *Cryptotermes*; key.
- Bouillon and Mathot, 1965: 17, 78, 79, pl. 7: fig. 13c • *Cryptotermes*; key; characters; imago mandibles figured.
- Weesner, 1965: 34, 35, 49, 64 • *Cryptotermes*; key; characters.
- Krishna, 1966: 1092, 1095 • *Cryptotermes*; key.
- Harris, 1968c: 5 • *Cryptotermes*; key.
- Emerson, 1969: 52 • *Cryptotermes*; characters.
- Roonwal and Bose, 1970a: 118 • *Cryptotermes*; key.
- Araujo, 1970d: 532 • *Cryptotermes*; distribution; number of species in Neotropical Region.
- Bess, 1970: 469 • *Cryptotermes*; number of species; distribution. Oceanic Islands.
- Chhotani, 1970: 6–8 • *Cryptotermes*; synonymy; caste characters; key to species.
- Bouillon and Mathot, 1971: table • *Cryptotermes*; number of species in Ethiopian Region; soldier measurements.
- Chaudhry et al., 1972: 6 • *Cryptotermes*; characters.
- Coaton and Sheasby, 1972: 24, 51, 101, figs. 7C–D, 29 • *Cryptotermes*; soldier figured; key; ecology; biology; distribution. Namibia.
- Chhotani and Bose, 1973: 233 • *Cryptotermes*; distribution. Indian region.
- Akhtar, 1974b: 88, 89, 96, 97, 100 • *Cryptotermes*; distribution; ecology. Pakistan.
- Sen-Sarma, 1974: 450–451 • *Cryptotermes*; ecology and biogeography.
- Akhtar, 1975: 4 • *Cryptotermes*; key.
- Chhotani, 1975b: 115 • *Cryptotermes*; Oriental species discussed.
- Morimoto, 1975b: 10 • *Cryptotermes*; key.
- Morimoto, 1975c: 49 • *Cryptotermes*; remarks.
- Sen-Sarma et al., 1975: 2, 4, 7, 18–19 • *Cryptotermes*; distribution and ecology; key. India.
- Chhotani, 1976b: 211 • *Cryptotermes*; distribution in India; damage.
- Araujo, 1977c: 11 • *Cryptotermes*; catalog.
- Roonwal and Rathore, 1978b: 229 • *Cryptotermes*; wing microsculpturing.
- Chhotani and Bose, 1979b: 17–18, 26 • *Cryptotermes*; nesting behavior and nests. India.
- Yamin, 1979: 9–11 • *Cryptotermes*; protozoa; species included.
- Roonwal et al., 1979a: 126 • *Cryptotermes*; wing microsculpturing.
- Sen-Sarma and Thakur, 1979: 4 • *Cryptotermes*; key.
- Chhotani, 1980: 3, 24 • *Cryptotermes*; Indian species listed; key.
- Bose and Das, 1982: 199 • *Cryptotermes*; key.
- Gay and Watson, 1982: 1–3 • *Cryptotermes*; characters; species included from Australia.
- Chhotani and Bose, 1983: 126 • *Cryptotermes*; distribution. Ethiopian Region.
- Maiti, 1983: 16, 20 • *Cryptotermes*; key.
- Roonwal and Verma, 1983: 28 • *Cryptotermes*; wing microsculpturing.
- Abe, 1984: 71 • *Cryptotermes*; distribution.
- Bose, 1984: 17–18, 61–62 • *Cryptotermes*; key; remarks.
- Collins, 1984: 76 • *Cryptotermes*; key.
- Prestwich, 1985b: 448 • *Cryptotermes*; defense.
- Vickery, 1985: 82, 83 • *Cryptotermes*; key; characters.
- Chhotani, 1986: 22 • *Cryptotermes*; Oriental Region distribution and zoogeography.
- Abe, 1987: 133 • *Cryptotermes*; distribution.
- Bacchus, 1987: 2, 7 • *Cryptotermes*; generic characters; distribution.
- Bose and Das, 1987: 108 • *Cryptotermes*; key.
- Huang et al., 1989: 111 • *Cryptotermes*; key.
- Roonwal and Chhotani, 1989: 367–373 • *Cryptotermes*; synonymy; characters; distribution and composition; key to species.
- Thakur, 1989b: 352 • *Cryptotermes*; ecology.

- Thakur (R.K.), 1989: 8 • *Cryptotermes*; key.
- Nickle and Collins, 1990: 93, 109 • *Cryptotermes*; key; characters.
- Carpenter, 1992: 139 • *Cryptotermes*; fossil distribution.
- Nickle and Collins, 1992: 215, 220 • *Cryptotermes*; key; characters.
- Maiti and Saha, 1993: 514, 515 • *Cryptotermes*; key.
- Watson and Abbey, 1993b: 2 • *Cryptotermes*; remarks, Australian species.
- Maiti and Chakraborty, 1994: 7 • *Cryptotermes*; key.
- Gao et al., 1996: 57, 58 • *Cryptotermes*; key; characters.
- Akhtar and Ahmad, 1997: 214, 218 • *Cryptotermes*; zoogeographical distribution. Pakistan.
- Poole and Gentili, 1997: 494, 495 • *Cryptotermes*; listed.
- Constantino, 1998b: 142 • *Cryptotermes*; catalog.
- Fontes, 1998: 322 • *Cryptotermes*; catalog.
- Fontes and Monteiro, 1998: 33 • *Cryptotermes*; etymology and pronunciation.
- Scheffrahn et al., 1998b: 238–240 • *Cryptotermes*; phragmosis.
- Constantino, 1999a: 395, 410 • *Cryptotermes*; key; biology; distribution.
- Bose, 1999: 24, 143 • *Cryptotermes*; key; distribution.
- Huang and Li, 1999: 271 • *Cryptotermes*; key; characters.
- Scheffrahn and Křeček, 1999: 113–115 • *Cryptotermes*; imago, soldier described.
- Takematsu, 1999c: 40 • *Cryptotermes*; key based on gut characters.
- Constantino, 2000a: 525 • *Cryptotermes*; discussion.
- Huang et al., 2000: 166 • *Cryptotermes*; key.
- Maiti et al., 2000: 297 • *Cryptotermes*; key.
- Thorne et al., 2000: 80 • *Cryptotermes*; number of fossil species; age; distribution.
- Constantino, 2002a: 16 • *Cryptotermes*; key.
- Constantino, 2002c: fig. 1 • *Cryptotermes*; distribution map of South American species.
- Uys, 2002: 14, 17–19, fig. 21 • *Cryptotermes*; key; species included; diagnosis; biology; distribution. South Africa.
- Rathore and Bhattacharyya, 2004: 8 • *Cryptotermes*; key.
- Rathore and Tak, 2004a: 43 • *Cryptotermes*; key.
- Sornnuwat et al., 2004: 356 • *Cryptotermes*; key; number of species. Thailand.
- Engel and Krishna, 2007d: 269 • *Cryptotermes*; distribution; fossil species.

Planocryptotermes Light, 1921b: 41–42.

TYPE SPECIES: *Planocryptotermes nocens* Light, 1921 [= *Cryptotermes dudleyi* Banks, 1918] by monotypy.

- Emerson, 1928b: 405 • *Kalotermes* (*Planocryptotermes*); distribution.
- Light, 1930f: 16, 18 • *Cryptotermes* (*Planocryptotermes*); key.
- Kemner, 1934b: 30, 47 • *Cryptotermes* (*Planocryptotermes*); synonymy; key.
- Pinto, 1941: 85 • *Planocryptotermes*; remarks; species included.
- Snyder, 1949a: 38 • *Planocryptotermes*; synonymized with *Cryptotermes*.
- Lal and Menon, 1953: 8, 11 • *Kalotermes* (*Planocryptotermes*); catalog; reference list; key.

Carinotermes Van Boven, 1969a: 38, 55 • **nomen nudum**; Wasmann MS name introduced in questionable synonymy with *Cryptotermes*.

▲ 69 living species, 3 fossil species.

🌐🌐🌐 DISTRIBUTION: Australian Region; Ethiopian Region; Nearctic Region; Neotropical Region; Oriental Region; Palearctic Region; Papuan Region.

Cryptotermes abruptus Scheffrahn and Křeček, 1998

Cryptotermes abruptus Scheffrahn and Křeček, 1998: 189–192 (imago, soldier), fig. 1.

TYPE DATA: Holotype: AMNH soldier. Paratypes: USNM imagoes, soldiers, FSCA imago, soldier.

TYPE LOCALITY: Mexico: Quintana Roo State: on Isla de Cozumel near Caracol; morphotype from Laguna de Colombia.

— Méndez-Montiel and Equihua-Martínez, 2001: 173–187 • *Cryptotermes abruptus*; checklist; diversity; distribution. Mexico.

🌐 DISTRIBUTION: Neotropical Region—Mexico.

Cryptotermes aequicornis Scheffrahn and Křeček, 1999

Cryptotermes aequicornis Scheffrahn and Křeček, 1999: 117, 122–123 (soldier), figs. 19–21.

TYPE DATA: Holotype: AMNH soldier. Paratypes: FTLD soldiers.

TYPE LOCALITY: Trinidad and Tobago: Trinidad: Mountain Road S La Vache Bay [10°44.78'N, 61°29.27'W].

— Scheffrahn et al., 2003b: 33–38 • *Cryptotermes aequicornis*; distribution. Trinidad.

🌐 DISTRIBUTION: Neotropical Region—Trinidad.

Cryptotermes albipes (Holmgren and Holmgren, 1915)

Calotermes (Cryptotermes) albipes Holmgren and Holmgren, 1915: 89–90 (imago).

TYPE DATA: Lectotype: AMNH imago. Paralectotypes: AMNH imagoes, USNM imagoes, MHNB imagoes, NCIP imago.

LECTOTYPE DESIGNATION: Bacchus, 1987: 37.

TYPE LOCALITY: New Caledonia: Loyalty Islands: Maré.

- Hill, 1942: 66–67 • *Calotermes (Cryptotermes) albipes*; imago described; synonymy; distribution. New Caledonia: Loyalty Islands.
- Snyder, 1949a: 38 • *Cryptotermes albipes*; catalog; new combination. New Caledonia: Loyalty Islands.
- Krishna, 1961: 382 • *Cryptotermes albipes*; listed.
- Bess, 1970: 471 • *Cryptotermes albipes*; distribution.
- Gross, 1975: 410 • *Cryptotermes albipes*; checklist; distribution. New Hebrides: Efate, Tanna; New Caledonia; other Pacific areas.
- Ruelle, 1975b: 2 • *Cryptotermes albipes*; types listed.
- Bacchus, 1987: 8, 37, figs. 6, 7 • *Cryptotermes albipes*; imago described and figured; key. New Caledonia: Maré, Loyalty Islands.
- Roisin, 2011: 34–36, figs. 1a-c, 2a, c, e • *Cryptotermes albipes*; soldier (previously unknown), imago described and figured; distribution. New Caledonia: Loyalty Islands; Vanuatu: Tafea, Sanma.

🌐 DISTRIBUTION: Papuan Region—New Caledonia; New Hebrides.

***Cryptotermes angustinotus* Gao and Peng, 1983**

***Cryptotermes angustinotus* Gao et al., 1983: 193–195, 197 (imago, soldier), figs. 1–6.**

TYPE DATA: Holotype: SIES soldier. Paratypes: SIES imagoes, soldiers, NITN imagoes, soldier, CICC imagoes, soldiers.

TYPE LOCALITY: China: Sichuan Province: Jianan.

- He and Xia, 1983: 185 • *Cryptotermes angustinotus*; key.
- Gao and Lam, 1986: 81 • *Cryptotermes angustinotus*; checklist; distribution. China.
- Bacchus, 1987: 8, 37–38, figs. 14, 76, 96 • *Cryptotermes angustinotus*; imago, soldier described and figured; key. China: Sichuan.
- Huang et al., 1989: 119–120, fig. 43 • *Cryptotermes angustinotus*; imago, soldier described and figured; key. China: Sichuan.
- Gao et al., 1992a: 37 • *Cryptotermes angustinotus*; checklist; distribution. China: Sichuan.
- Hua, 2000: 23 • *Cryptotermes angustinotus*; listed. China: Sichuan, Guizhou.
- Huang et al., 2000: 167–169, fig. 43 • *Cryptotermes angustinotus*; soldier described and figured; key. China.
- Ahmad and Akhtar, 2002: 10 • *Cryptotermes angustinotus*; catalog. China.

🌐 DISTRIBUTION: Oriental Region—China: Guizhou, Sichuan.

***Cryptotermes austrinus* Gay and Watson, 1982**

***Cryptotermes austrinus* Gay and Watson, 1982: 4–6 (imago, soldier), figs. 7–12, 103.**

TYPE DATA: Holotype: ANIC No. 9023 soldier. Paratypes: ANIC No. 10 11890 imagoes, soldiers, workers, AMNH imagoes, soldiers, workers.

TYPE LOCALITY: Australia: Western Australia, 6 mi E of Gnowangerup.

- Perry et al., 1985: 68, 69, 70, fig. 3B • *Cryptotermes austrinus*; key; characters; soldier figured; biology.
- Watson and Abbey, 1993b: 15, fig. 9 • *Cryptotermes austrinus*; distribution map.
- Watson et al., 1998: 173 • *Cryptotermes austrinus*; catalog; synonymy; distribution; ecology. Australia.

🌐 DISTRIBUTION: Australian Region—Australia: New South Wales, Northern Territory, South Australia, Victoria, Western Australia.

†*Cryptotermes batheri* (Rosen, 1913) [nomen nudum]

†*Calotermes (Cryptotermes) batheri* Rosen, 1913a: 333 [nomen nudum].

- Snyder, 1925d: chart 1 • *Kalotermes (Cryptotermes) batheri*; listed.
- Statz, 1939: table 4 • *Mastotermes batheri*; paleontology; new combination.
- Snyder, 1949a: 359 • *Cryptotermes batheri*; catalog. Tanzania: gum copal: Pleistocene.
- Spahr, 1992: 34 • *Cryptotermes batheri*; synonymy; copal fossil.
- Nel and Paicheler, 1993: 123 • *Cryptotermes batheri*; as Kalotermitidae nomen nudum, *nov. stat.*; “type” data; paleontology; distribution.

🌐 DISTRIBUTION: Ethiopian Region—East Africa.

* FOSSIL RECORD: Cenozoic–Quaternary: Pleistocene.

Cryptotermes bengalensis (Snyder, 1934)

Kalotermes (Cryptotermes) bengalensis Snyder, 1934a: 4–6 (imago, soldier), fig. 2.

TYPE DATA: Lectotype: BMNH soldier. Paralectotypes: BMNH imagoes, soldiers, FRI imago, soldiers, USNM No. 50162 imagoes, soldiers, AMNH imago, soldier.

LECTOTYPE DESIGNATION: Bacchus, 1987: 38.

TYPE LOCALITY: India: West Bengal: Sunderbans.

- Cherian and Margabandhu, 1944: 80 • *Cryptotermes bengalensis*; locality. India.
- Snyder, 1949a: 38 • *Cryptotermes bengalensis*; catalog; new combination. India.
- Ahmad, 1952: 71 • *Cryptotermes havilandi*; distribution; *Cryptotermes bengalensis*; listed as synonym of *havilandi*.
- Lal and Menon, 1953: 10 • *Kalotermes (Cryptotermes) bengalensis*; catalog; reference list. India.
- Roonwal and Pant, 1953: 42 • *Cryptotermes bengalensis*; collection catalog. Bangladesh; India.
- Moszkowski, 1955: 15–29 • *Cryptotermes havilandi*; synonymy [*bengalensis* only].
- Ahmad, 1958: 54, 56 • *Cryptotermes havilandi* [part]; key; *C. bengalensis* treated as synonym.
- Harris, 1961a: 63 • *Cryptotermes havilandi*; distribution; pest [Bengal record only].
- Roonwal and Chhotani, 1962a: 288, 289, 299, 300, figs. 3, 4 • *Cryptotermes bengalensis*; cited as valid; imago, soldier described and figured; distribution. Bangladesh; India.
- Mathur and Thapa, 1962a: 7 • *Cryptotermes bengalensis*; collection catalog. Bangladesh; India.
- Chhotani, 1963: 287–288 • *Cryptotermes havilandi*; *bengalensis* listed as synonym; biology. India.
- Yu and Ping, 1964a: 18 • *Cryptotermes havilandi*; cited.
- Roonwal and Chhotani, 1965a: 21, 22, 26 • *Cryptotermes bengalensis*; may be = *havilandi*, following Ahmad, 1952; distribution. Bangladesh; India.
- Ahmad, 1965: 16 • *Cryptotermes bengalensis*; considered a valid species.
- Mathur and Thapa, 1965: 2, 3 • *Cryptotermes bengalensis*; checklist; ecology; locality. India.
- Gay, 1967: 24, 56 • *Cryptotermes havilandi* [part].
- Roonwal and Chhotani, 1967a: 357 • *Cryptotermes havilandi*; cited.
- Roonwal and Bose, 1970a: 118, 121–122, pl. 13, fig. 1 • *Cryptotermes havilandi*; key; imago, soldier described; soldier figured; distribution [India only].
- Chhotani, 1970: 42–54 • *Cryptotermes havilandi* [part; *bengalensis* only]; synonymy; distribution. India.
- Roonwal, 1970c: 328 • *Cryptotermes havilandi*; biology; *bengalensis* probably valid; distribution [exclude Africa, Madagascar and Caribbean].
- Chaudhry et al., 1972: 6–7, figs. 5, 6 • *Cryptotermes havilandi*; synonymy [part]; imago, soldier measurements and figures; ecology; biology; distribution. Bangladesh.
- Morimoto, 1973a: 58, 77, figs. 1–2 • *Cryptotermes bengalensis*; imagoes, soldiers measured. Thailand.
- Akhtar, 1974a: 35, 36 • *Cryptotermes havilandi*; comparisons.
- Sen-Sarma, 1974: 427, 451 • *Cryptotermes bengalensis*; ecology and biogeography. India.
- Akhtar, 1975: 28, 31–35, 191, figs. 15, 16 • *Cryptotermes havilandi*; synonymy; imago, soldier described and figured; key; distribution. Bangladesh.
- Morimoto, 1975c: 52 • *Cryptotermes bengalensis*; key; distribution.
- Sen-Sarma et al., 1975: 4, 10, 19–21, 46, 64, fig. 3 • *Cryptotermes bengalensis*; distribution and ecology; key; soldier figured. India.
- Araujo, 1977c: 15 • *Cryptotermes bengalensis*; catalog; considered a synonym of *havilandi*.
- Chhotani and Bose, 1979b: 18, fig. 1D • *Cryptotermes havilandi*; nesting behavior and nests. India.
- Maiti, 1979b: 133 • *Cryptotermes havilandi*; distribution. India: Andaman and Nicobar Islands, south and eastern India; Sri Lanka.
- Mishra and Sen-Sarma, 1979a: 1–14 • *Cryptotermes bengalensis*; fecal matter analysis.
- Roonwal, 1979a: 116, 121 • *Cryptotermes bengalensis*; damage.
- Sen-Sarma and Thakur, 1979: 9–10 • *Cryptotermes bengalensis*; key; distribution. Bangladesh; India.

- Thakur, 1980a: 107–109, 112 • *Cryptotermes bengalensis*; biology; ecology; distribution.
- Chhotani, 1980: 5, 24–25 • *Cryptotermes havilandi* [part]; soldier described and figured; biology; distribution. [India and Bangladesh only].
- Yu and Ping, 1980: 216–217, fig. 2 • *Cryptotermes havilandi*; soldier described and figured. China: Hainan Island [NOTE: this record is probably *bengalensis*].
- Sen-Sarma, 1982: 142–146 • *Cryptotermes bengalensis*; damage. Oriental Region.
- Thakur and Rathore, 1983: 699 • *Cryptotermes bengalensis*; soldier measurements; distribution with localities.
- He and Xia, 1983: 185, 186 • *Cryptotermes havilandi*; cited.
- Maiti, 1983: 16, 22, 42–44, fig. 9 • *Cryptotermes havilandi*; key; synonymy; imago, soldier described and figured; biology; distribution. India: West Bengal [exclude other localities].
- Thakur, 1984a: 497 • *Cryptotermes bengalensis*; distribution. Indian region; *Cryptotermes havilandi*; distribution. India: Andaman and Nicobar Islands.
- Bose, 1984: 62, 66–69, figs. 51, 52 • *Cryptotermes havilandi*; key; synonymy; measurements; imago, soldier figured; distribution; biology; remarks. India [NOTE: reference list is for *havilandi*, but description and locality = *bengalensis*].
- Bose and Roy, 1984: 189 • *Cryptotermes havilandi*; distribution. Bangladesh.
- Ahmad, 1986: 17 • *Cryptotermes havilandi*; distribution. Bangladesh.
- Gao and Lam, 1986: 81 • *Cryptotermes havilandi*; checklist; distribution. China.
- Bacchus, 1987: 8, 9, 38–40, fig. 77 • *Cryptotermes bengalensis*; *sp. rev.*; imago, soldier described and figured; key; biology. India; Thailand.
- Rathore, 1988: 694–695 • *Cryptotermes havilandi*; soldier measurements; distribution. [India; Bangladesh; Sri Lanka records only].
- Huang et al., 1989: 113, 114, 117, fig. 41 • *Cryptotermes havilandi*; soldier described and figured; key. China.
- Roonwal and Chhotani, 1989: 93, 373–377, figs. 200–202 • *Cryptotermes bengalensis*; imago, soldier, pseudoworker described and figured; synonymy; key; biology and ecology. Bangladesh; India; Sri Lanka.
- Thakur (R.K.), 1989: 10, 11, fig. 3 • *Cryptotermes bengalensis*; synonymy; soldier measurements and figure; distribution. Bangladesh; India.
- Verma, 1990: 296 • *Cryptotermes havilandi*; key.
- Thakur (R.K.), 1991: 7, 11, 24, 34 • *Cryptotermes bengalensis*; ecology; biology; damage; distribution. Bangladesh; India.
- Gao et al., 1992a: 37 • *Cryptotermes havilandi*; checklist; distribution. China: Guangdong.
- Tho, 1992: 203 • *Cryptotermes bengalensis*; listed.
- Maiti and Saha, 1993: 512, 515 • *Cryptotermes bengalensis*; key; distribution. India.
- Maiti and Chakraborty, 1994: 7, 27–28 • *Cryptotermes bengalensis*; key; synonymy; imago, soldier measurements; distribution. India: Andaman and Nicobar Islands [exclude Madagascar, West Indies, South America].
- Rathore, 1994c: 31 • *Cryptotermes bengalensis*; comparisons.
- Gu et al., 1995: 648 • *Cryptotermes havilandi* [misidentification]; checklist. China: Hainan.
- Verma, 1995a: 47 • *Cryptotermes bengalensis*; distribution. India: western Himalaya.
- Verma and Purohit, 1996: 237 • *Cryptotermes havilandi*; distribution. India: Rajasthan.
- Huang et al., 2000: 174, 175, fig. 48 • *Cryptotermes havilandi*; soldier described and figured; key. China.
- Maiti et al., 2000: 296, 299 • *Cryptotermes bengalensis*; listed; distribution. India.
- Ahmad and Akhtar, 2002: 10 • *Cryptotermes bengalensis*; catalog. Bangladesh; India; Sri Lanka; *Cryptotermes havilandi*; catalog. Bangladesh; China [= *bengalensis*].
- Rathore and Tak, 2004a: 48 • *Cryptotermes bengalensis*; synonymy; soldier, pseudoworker described; distribution. Bangladesh; India; Sri Lanka.
- Rathore and Bhattacharyya, 2004: 9, 16, 17, 63, pl. 1: figs. 3, 5 • *Cryptotermes bengalensis*; key; checklist; soldier figured; distribution. Bangladesh; India; Sri Lanka; *Cryptotermes havilandi* [misidentification]; key; checklist; soldier figured; distribution. [Bangladesh; India; Sri Lanka only].
- Sornnuwat et al., 2004: 361 • *Cryptotermes bengalensis*; checklist; distribution. Thailand.

Calotermes (Cryptotermes) brachygnathus Jepson, 1931: 592 [**nomen nudum**; cited as Kemner MS name by Pinto, 1941].

— Pinto, 1941: 83 • *Cryptotermes brachygnathus*; biology. Sri Lanka.

Calotermes (Cryptotermes) ceylonicus Jepson, 1931: 592 [**nomen nudum**; cited as Kemner MS name by Pinto, 1941].

— Pinto, 1941: 83 • *Cryptotermes ceylonicus*; biology; distribution. Sri Lanka.

Cryptotermes angulatus Pinto, 1941: 83 [**nomen nudum**; cited as Kemner MS name].

🌐 DISTRIBUTION: Oriental Region—Bangladesh; China; India: Andaman and Nicobar Islands, Andhra Pradesh, Assam, Gujarat, Karnataka, Madhya Pradesh, Orissa, Rajasthan, Tripura, Uttar Pradesh, West Bengal; Sri Lanka; Thailand.

Cryptotermes bracketti Scheffrahn and Křeček, 2006

Cryptotermes bracketti Scheffrahn et al., 2006: 471–473 (imago, soldier) figs. 2G, 3J.

TYPE DATA: Holotype: FTLD soldier. Paratypes: FTLD imagoes, soldiers, AMNH imago, soldier [to be deposited], USNM imago, soldier [to be deposited], FTLD soldier [several series from non-type colonies].

TYPE LOCALITY: Bahamas: San Salvador Island, Dixon Settlement [24.103°N, 74.451°W].

🌐 DISTRIBUTION: Neotropical Region—Bahamas: San Salvador Island.

Cryptotermes brevis (Walker, 1853)

Termes brevis Walker, 1853: 524 (imago).

TYPE DATA: Lectotype: BMNH imago.

LECTOTYPE DESIGNATION: Bacchus, 1987: 40.

TYPE LOCALITY: Jamaica.

- Walker, 1853: 502, 503, 505 • *Termes flavicollis* [part; misidentification]; imago, no. 1; soldier; no locality cited; *Termes lucifugus* [part; misidentification]; imago no. 3 only = *brevis*; no locality cited.
- Hagen, 1855: 291 • *Termes brevis*; discussion.
- Hagen, 1858b: 10 • *Calotermes brevis*; imago described; synonymy; distribution. Brazil; Central America; Cuba; Jamaica; St. Thomas.
- Hagen, 1858c: 68–70, 242–243, pl. 2: fig. 6, pl. 3: fig. 5 • *Calotermes brevis*; imago described and figured; synonymy; new combination; distribution. Brazil; Central America; Cuba; Jamaica; St. Thomas.
- Hagen, 1860b: 101 • *Calotermes brevis*; cited.
- Hagen, 1861b: 2, 299 • *Calotermes brevis*; imago described; synonymy; distribution. Brazil; Central America; Cuba; Jamaica; Mexico; St. Thomas.
- Girard, 1879: 269 • *Calotermes brevis*; discussion.
- Desneux, 1904b: 23 • *Calotermes brevis*; reference list; synonymy. “Antilles.”
- Holmgren, 1906: 667 • *Calotermes brevis*; distribution. West Indies.
- Holmgren, 1910a: 136 • *Calotermes* ?(*Procryptotermes*) *brevis*; remarks.
- Holmgren, 1911d: 549 • *Calotermes (Cryptotermes) brevis*; listed.
- Holmgren, 1911a: 55 • *Calotermes (Cryptotermes) brevis*; listed. “America.”

- Desneux, 1915: 6 • ?*Calotermes brevis*; reference list.
- Banks, 1919: 476 • *Cryptotermes brevis*; new combination; locality. Cuba; Dominica; St. Thomas.
- Banks and Snyder, 1920: 36, 144, fig. 23–3 • *Cryptotermes brevis*; soldier figured; localities [Banks]; biology [by Snyder]. Cuba; Dominica; Jamaica; Mexico; South and Central America; St. Thomas; West Indies.
- Fullaway, 1920: 294, 296, fig. 4a • *Cryptotermes brevis*; soldier figured; damage. USA: Hawaii.
- Fullaway, 1921: 456–457 • *Cryptotermes brevis*; introduced into Hawaii.
- Fuller, 1921: 31 • *Cryptotermes brevis*; listed.
- Snyder, 1922: pl. 5: fig. 20 • *Cryptotermes brevis*; forewing figured.
- Barreto, 1923: 106 • *Cryptotermes brevis*; locality. Cuba.
- Emerson, 1925: 326–329, figs. 29, 30 • *Kalotermes (Cryptotermes) brevis*; imago, soldier described and figured; key. Brazil; Central America; Colombia; Guyana; Mexico; West Indies.
- Light, 1933: 84, 85, 103 • *Kalotermes (Cryptotermes) brevis*; key; protozoa; locality. Mexico.
- Snyder, 1934b: 97 • *Kalotermes (Cryptotermes) brevis*; locality. Costa Rica.
- Light, 1934d: 131 • *Cryptotermes brevis*; distribution. Mexico; South America; USA: Florida, Louisiana; West Indies.
- Light, 1934f: 207, 208 • *Cryptotermes brevis*; key; distribution. Central and South America; Guyana; Mexico; USA: Florida, Louisiana; West Indies.
- Light, 1934j: 337 • *Cryptotermes brevis*; key; economic importance; distribution. Mexico.
- Snyder, 1934d: 269, 272 • *Cryptotermes brevis*; biology; swarming; distribution.
- Emerson, 1936: 411 • *Kalotermes (Cryptotermes) brevis*; distribution; introduction into South Africa.
- Light, 1936: 125–126 • *Kalotermes (Cryptotermes) brevis*; biology, distribution. Central America; Guyana; Mexico; Peru; USA: California (introduced); West Indies.
- Snyder, 1936: 27 • *Cryptotermes brevis*; listed.
- Adamson, 1937: 141, 143, figs. 8, 9 • *Cryptotermes brevis*; damage; distribution. Trinidad.
- Adamson, 1938: 220, 221 • *Cryptotermes brevis*; damage; distribution. Barbados; St. Lucia; St. Vincent; Trinidad; ?Tobago.
- Lever, 1939b: 36 • *Kalotermes (Cryptotermes) brevis*; locality. Fiji.
- Wolcott, 1939: 5, 14–18, 26, figs. 9–12 • *Cryptotermes brevis*; imago, soldier described and figured; nest; distribution. Puerto Rico.
- Adamson, 1940a: 13 • *Cryptotermes brevis*; listed; distribution. Trinidad.
- Kirby, 1941: 54 • *Cryptotermes brevis*; protozoa.
- Wolcott, 1941: 42 • *Kalotermes (Cryptotermes) brevis*; distribution. Puerto Rico.
- Hill, 1942: 72 • *Kalotermes (Cryptotermes) brevis*; remarks.
- Emerson and Miller, 1943: 185, 186 • *Cryptotermes brevis*; key. USA: Florida.
- Wolcott, 1943: 145, figs. 1–3 • *Kalotermes (Cryptotermes) brevis*; biology; dealate imago, soldier figured.
- Emerson and Miller, 1944: 108, 109 • *Cryptotermes brevis*; key. USA: Florida.
- Miller and Miller, 1944: 102, 103, 105, 106, 107 • *Cryptotermes brevis*; biology; swarming. USA: Florida.
- Adamson, 1946: 221, 222 • *Cryptotermes brevis*; damage; distribution. Trinidad.
- Coaton, 1948b: 1–18, figs. 1, 2 • *Cryptotermes brevis*; imago, soldier described and figured; biology; preventive measures; distribution. Barbados; China: Hong Kong; Congo-Zaire; Costa Rica; Cuba; Dominican Republic; Ecuador; El Salvador; Grenada; Guyana; Haiti; Marquesas Islands; Mexico; Peru; Puerto Rico; South Africa; St. Croix; St. Kitts; St. Lucia; St. Thomas; St. Vincent; Trinidad; USA.
- Zimmerman, 1948: 164–168, figs. 95b, 96–98 • *Cryptotermes brevis*; key; synonymy; imago, soldier figured; biology; control measures. “Tropical America”; China; Marquesas Islands; South Africa; USA: Florida.
- Snyder, 1949a: 39 • *Cryptotermes brevis*; catalog; reference list; synonymy; distribution. China: Hong Kong; Fanning Islands to Marquesas; Fiji; Middle and South America; Midway Islands; South Africa; USA: Florida, Louisiana, Hawaii; West Indies.

- Adamson, 1949: 53 • *Cryptotermes brevis*; listed; distribution. Barbados; Lesser Antilles: Grenada, St. Lucia, St. Vincent.
- Miller, 1949b: 10, 11, 16, 18–19, fig. 10 • *Cryptotermes brevis*; key; soldier figured; biology. USA: Florida.
- Coaton, 1950: 4, 18–24, 29, 30, fig. 3 • *Cryptotermes brevis*; synonymy; imago, soldier described and figured; key; biology; distribution. Central and South America to at least as far south as Guyana; Congo-Zaire; South Africa; USA; West Indies.
- Harris, 1950: 52 • *Cryptotermes brevis*; discussion.
- Wolcott, 1950: 63, 64–67 • *Kalotermes (Cryptotermes) brevis*; imago, soldier figured; biology; distribution. Puerto Rico.
- Emerson, 1951: 158 • *Cryptotermes brevis*; listed.
- Harris, 1953b: 14 • *Cryptotermes brevis*; locality. St. Helena.
- Ahmad, 1953a: 35 • *Cryptotermes brevis*; distribution. China; Fiji; South Africa; USA: Hawaii; “other countries.”
- Becker, 1953: 340, 341, 342, figs. 1, 2, 3 • *Cryptotermes brevis*; colony figured; biology; damage; distribution.
- Tu, 1955a: 30, 31, 36, 37 • *Cryptotermes brevis*; catalog; distribution. China: Hong Kong.
- Snyder, 1956b: 189, 192, 193, 194, 195, 198, 199, 201, 202 • *Cryptotermes brevis*; key; distribution. Barbados; Cuba; Curaçao; Dominica; Dominican Republic; Grenada; Guadeloupe; Haiti; Jamaica; Panama; Puerto Rico; St. Croix, St. Kitts, St. Lucia, St. Thomas; Trinidad and Tobago.
- Araujo, 1958a: 187, 191 • *Cryptotermes brevis*; distribution.
- Noiro, 1958b: 157 • *Cryptotermes brevis*; listed.
- Collins, 1959: 341, 345 ff. • *Cryptotermes brevis*; ecology.
- Harris, 1959a: 181, 185 • *Cryptotermes brevis*; damage; locality. Belize.
- Snyder, 1959a: 317, 319, 320 • *Cryptotermes brevis*; key; distribution. Venezuela.
- McMahan, 1960: 270, 271, fig. 1 • *Cryptotermes brevis*; external sex characters; abdominal sterna.
- Suehiro, 1960: 291 • *Cryptotermes brevis*; distribution. Midway Atoll.
- Van Dintter, 1960: 23 • *Cryptotermes brevis*; damage; distribution. Suriname.
- Krishna, 1961: 382, 391, 393, 394, 397 • *Cryptotermes brevis*; listed; protozoa.
- Harris, 1961a: 46, 63, 119, 120 • *Cryptotermes brevis*; damage; distribution.
- Becker and Seifert, 1962: 276 • *Cryptotermes brevis*; nest material chemistry.
- Gonçalves and Silva, 1962: 193, 194 • *Cryptotermes brevis*; checklist; nest; biology; locality. Brazil.
- Mathur and Thapa, 1962a: 7 • *Cryptotermes brevis*; collection catalog. Guatemala; Trinidad.
- McMahan, 1962: 145–153 • *Cryptotermes brevis*; colony development. Hawaii.
- Paulian, 1962: 275 • *Cryptotermes brevis*; introduction in building. Madagascar.
- Harris, 1963a: 2, 9 • *Cryptotermes brevis*; characters; soldier figured; ecology; swarming. China: Hong Kong.
- McMahan, 1963: 74–82 • *Cryptotermes brevis*; food exchange; radioisotopes.
- Dourojeanni, 1964: 77–80, figs. 1, 2, 3, 4 • *Cryptotermes brevis*; imago, soldier figured; synonymy; biology; damage; host; distribution. Peru.
- Springhetti, 1964b: 213 • *Cryptotermes brevis*; seminal vesicles.
- Springhetti and Oddone, 1964: 146, 149, 150, 151, 153, 155, figs. 4, 13 • *Cryptotermes brevis*; seminal vesicles.
- Tsai and Chen, 1964a: 27, 34 • *Cryptotermes brevis*; distribution.
- Tsai and Chen, 1964b: 46, 49–50 • *Cryptotermes brevis*; imago, soldier described; key. China.
- Bouillon and Mathot, 1965: 40 • *Cryptotermes brevis*; catalog. Congo-Zaire.
- Mumford, 1965: 16 • *Cryptotermes brevis*; interception. Hawaii.
- Weesner, 1965: 9, 16, 48, 49, 57, 58, 59, 65, figs. 2D, 9E, 12C • *Cryptotermes brevis*; key; imago, soldier figured; biology; distribution. USA: Florida, Hawaii, Texas.
- Guzmán, 1966: 8 • *Cryptotermes brevis*; synonymy; distribution.
- McMahan, 1966a: 1131–1137 • *Cryptotermes brevis*; food exchange. USA: Hawaii.
- McMahan, 1966b: 239–250 • *Cryptotermes brevis*; food preferences.

- Nour et al., 1966: 321 • *Cryptotermes brevis*; key; distribution. Egypt.
- Gay, 1967: 8, 9, 10, 17, 18, 19, 37, 40, 49, fig. 4 • *Cryptotermes brevis*; imago, soldier described and figured; distribution. South and Central America; West Indies and Caribbean; introduced/intercepted in Australia; ?Brazil; Canada; Canary Islands; China; Congo-Zaire; Easter Island; El Salvador; England; Fiji; ?Guyana; Marquesas Islands; Midway Island; New Caledonia; Peru; Sierra Leone; South Africa; USA: California, Connecticut, Florida, Hawaii, Louisiana, Missouri, New York, North Carolina, Ohio, Tennessee, Washington D.C., West Virginia, Wisconsin; Venezuela.
- Gay, 1969c: 459–494 • *Cryptotermes brevis*; introduced in several countries around the world by man.
- Araujo, 1970d: 539–540 • *Cryptotermes brevis*; biology; damage; distribution.
- Bess, 1970: 457–460, figs. 3–5 • *Cryptotermes brevis*; characters; castes figured; biology; swarming; protozoa; damage; distribution. Loyalty Islands; Marquesas Islands; New Britain; Papua New Guinea; Society Islands; Solomon Islands; USA: Hawaii.
- Chhotani, 1970: 9–16, figs. 3, 4 • *Cryptotermes brevis*; imago, soldier, pseudoworker described and figured; synonymy; distribution. Bahamas; Barbados; Bermuda; Brazil; Chile; China: Hong Kong; Colombia; “Congo”; Cuba; Dominica; England; Gambia; Guatemala; Guyana; Haiti; Jamaica; Mexico; Nigeria; Puerto Rico; Senegal; Sierra Leone; South Africa; St. Kitts; St. Lucia; St. Vincent; Trinidad and Tobago; USA; Venezuela; Virgin Islands.
- Harris, 1970c: 179–180, fig. 13 • *Cryptotermes brevis*; reference list; soldier figured; biology; locality. St. Helena.
- Paulian, 1970: 292, 293 • *Cryptotermes brevis*; damage; distribution. Madagascar.
- Weesner, 1970: 493–494 • *Cryptotermes brevis*; biology; flight records. USA.
- Bouillon and Mathot, 1971: table: no. 11 • *Cryptotermes brevis* [in errata]; measurements [in table incorrectly listed under *Bifiditermes*].
- Benemann, 1973: 164–165 • *Cryptotermes brevis*; nitrogen fixation.
- Campos and Peña, 1973: 221 • *Cryptotermes brevis*; distribution. Easter Island.
- Nishimoto, 1973: 16 • *Cryptotermes brevis*; distribution and introductions.
- Chhotani, 1975b: 119 • *Cryptotermes brevis*; distribution. “Throughout the tropics.”
- Morimoto, 1975c: 49, fig. 2 • *Cryptotermes brevis*; key; soldier figured; distribution.
- Roonwal, 1975a: 44 • *Cryptotermes brevis*; egg measurements.
- Ruelle, 1975b: 2 • *Cryptotermes brevis*; types of *pseudobrevis* listed.
- Sen-Sarma et al., 1975: 71 • *Cryptotermes brevis*; mention. Puerto Rico.
- Araujo, 1977c: 11–12 • *Cryptotermes brevis*; catalog; synonymy; distribution. Introduced by man world wide: Australia; Bahamas; Barbados; Belize; Bermuda; Brazil; Canary Islands; Chile; China; Colombia; Congo-Zaire; Costa Rica; Cuba; Curaçao; Dominica; Dominican Republic; El Salvador; Fiji; Galápagos Islands; Gambia; Granada; Guadelupe; Guatemala; Guyana; Haiti; Jamaica; Madagascar; Marquesas Islands; Mexico; Midway; New Caledonia; Nigeria; Panama; Peru; Santa Cruz; Senegal; Sierra Leone; South Africa; St. Helena; St. Lucia; St. Thomas; St. Vincent; Tobago; Trinidad; USA: California, Florida, Hawaii, Louisiana, Washington, D.C.; Venezuela; Virgin Islands.
- Hill et al., 1978: 49, 131, 152 • *Cryptotermes brevis*; common name; ecology. China: Hong Kong.
- Bacchus, 1979: 135–142 • *Cryptotermes brevis*; leg exocrine gland.
- Bayode, 1979: 162 • *Cryptotermes brevis*; distribution; habitat; damage. Nigeria.
- Coaton and Sheasby, 1979: 11–12 • *Cryptotermes brevis*; soldier figured; synonymy; biology; ecology; protozoa; distribution. Congo-Zaire; El Salvador; South Africa; St. Helena; Trinidad; USA: Hawaii; Zimbabwe.
- Luykx and Syren, 1979: 197–198 • *Cryptotermes brevis*; chromosomes; cytology.
- Yanagisawa, 1979: 30 • *Cryptotermes brevis*; distribution. USA: Hawaii.
- El-Hemaesy and Abdel-Malak, 1980: 155–161 • *Cryptotermes brevis*; biology; damage; distribution. Egypt: introduced.
- Hafez, 1980: 149 • *Cryptotermes brevis*; damage; distribution. Egypt.
- Johnson and Wood, 1980: 279–293 • *Cryptotermes brevis*; checklist; ecology; distribution.

- Johnson et al., 1980: 51 • *Cryptotermes brevis*; checklist; biology; distribution. Nigeria.
- Kevan, 1980: 5, 50–53, figs. 11, 13 • *Cryptotermes brevis*; reference list; imago, soldier figured; localities. Bermuda.
- Lamb, 1980: 54–55, fig. 10 • *Cryptotermes brevis*; soldier figured; distribution. Canary Islands; Cape Verde Islands; Madeira Island.
- Medler, 1980: 54 • *Cryptotermes brevis*; checklist. Nigeria.
- Gay and Watson, 1982: 6–8, figs. 13–18, 103 • *Cryptotermes brevis*; key; imago, soldier described; soldier figured; localities; biology; distribution. Australia: Queensland, New South Wales; Brazil; Canary Islands; New Caledonia; South Africa; USA: Florida, Hawaii.
- Lenz et al., 1982b: 148–163 • *Cryptotermes brevis*; neotenic production.
- Steward, 1982: 71–82 • *Cryptotermes brevis*; feeding; water balance; humidity preference.
- Fontes, 1983: 138 • *Cryptotermes brevis*; additions and corrections to Araujo's catalog, 1977c.
- Bain and Jenkin, 1983: 368 • *Cryptotermes brevis*; listed. New Zealand: interception.
- He and Xia, 1983: 185 • *Cryptotermes brevis*; key.
- Steward, 1983b: 135–144 • *Cryptotermes brevis*; feeding; water balance; humidity preference. Brazil; Gambia; Ghana; Mexico.
- Steward, 1983a: 311–331 • *Cryptotermes brevis*; colony foundation; microclimate.
- Williams and Perez Morales, 1983: 219–234 • *Cryptotermes brevis*; group size; survival; feeding. Brazil; Gambia; Ghana.
- Collins, 1984: fig. 1 • *Cryptotermes brevis*; soldier figured.
- Bennett and Alam, 1985: 7 • *Cryptotermes brevis*; damage; locality. Barbados [incorrectly cited under Termitidae].
- Gao and Lam, 1985: 118 • *Cryptotermes brevis*; distribution. China: Hong Kong.
- Vickery, 1985: 83, figs. 63, 64 • *Cryptotermes brevis*; key; characters; soldier figured; biology; distribution.
- Gao and Lam, 1986: 67, 69, 81 • *Cryptotermes brevis*; checklist. China: Hong Kong.
- Myles, 1986a: 129–133 • *Cryptotermes brevis*; injuries by nest mates.
- Ayansola, 1987: 40, fig. 8 • *Cryptotermes brevis*; soldier described and figured; distribution. Nigeria.
- Bacchus, 1987: 8, 9, 40–42, figs. 1–3, 10, 11, 52, 53, 98, 124 • *Cryptotermes brevis*; imago, soldier described and figured; key; synonymy; localities. Ascension Island; Barbados; Bermuda; Brazil; Chile; Colombia; Costa Rica; Cuba; Easter Island; Ecuador; Egypt; El Salvador; Gambia; Ghana; Grenada; Guyana; Jamaica; Laysan Island; Madagascar; Marquessas; Mexico; Peru; Puerto Rico; Senegal; Sierra Leone; South Africa; St. Lucia; St. Vincent; Trinidad; USA: California, Florida, Hawaii; Uganda; Uruguay.
- Lenz, 1987: 59–66 • *Cryptotermes brevis*; colony foundation; brood production.
- Jones et al., 1988: 99–100 • *Cryptotermes brevis*; biology; dispersal flight; sex ratios.
- Scheffrahn et al., 1988a: 616, 619, 620, 623–624 • *Cryptotermes brevis*; checklist; swarming; pest; distribution. USA: Florida.
- Huang et al., 1989: 116 • *Cryptotermes brevis*; imago, soldier described; key. China.
- Nickle and Collins, 1989: 283, 284, figs. 4E, F, 5A, C, E • *Cryptotermes brevis*; key; imago mandibles, soldier figured.
- Nickle and Collins, 1990: 91, 96, 109, figs. 8A, B • *Cryptotermes brevis*; key; soldier figured; characters; distribution. Mexico.
- Scheffrahn et al., 1990: 622, 624 • *Cryptotermes brevis*; pest; distribution. Turks and Caicos Islands.
- Watson and Gay, 1991: fig. 20.12B • *Cryptotermes brevis*; nest figured.
- Darlington, 1992: 104–109 • *Cryptotermes brevis*; distribution; ecology. Guadeloupe.
- Gao et al., 1992a: 37 • *Cryptotermes brevis*; checklist; distribution. China: Hong Kong.
- Nickle and Collins, 1992: 209, 220, fig. 13.51 • *Cryptotermes brevis*; key; soldier figured; distribution. Panama.
- Tho, 1992: 203 • *Cryptotermes brevis*; listed.
- Watson and Abbey, 1993b: 15, fig. 10 • *Cryptotermes brevis*; distribution map. Australia only.
- Nishida, 1994: 176 • *Cryptotermes brevis*; distribution. USA: Hawaii.

- Clarke, 1994: 14 • *Cryptotermes brevis*; checklist; distribution. Jamaica.
- Scheffrahn et al., 1994: 214, 215–224, 226, 227, 229, 230 • *Cryptotermes brevis*; distribution. Bahamas; Barbados; Bermuda; Cayman Islands; Cuba; Curacao; Dominica; Grenada; Guadeloupe; Hispaniola: Dominican Republic, Haiti; Jamaica; Montserrat; Puerto Rico; St. Kitts; St. Lucia; St. Vincent; Trinidad and Tobago; Turks and Caicos Islands; Virgin Islands: St. Croix, St. Thomas.
- Scheffrahn and Su, 1994: 464, 471, figs. 6–7, 42 • *Cryptotermes brevis*; key; soldier, imago forewing figured. USA: Florida.
- Gao, 1995a: 1 • *Cryptotermes brevis*; checklist. China: Hong Kong.
- Martins and Mesa, 1995: 958–967 • *Cryptotermes brevis*; chromosomes; translocations.
- Myles, 1995: 77–83 • *Cryptotermes brevis*; intercepted. Canada: Ontario.
- Gao et al., 1996: 58–60, figs. 7.1, 7.2 • *Cryptotermes brevis*; imago, soldier described and figured. China: Hong Kong.
- Collins et al., 1997: 66, 68, 72 • *Cryptotermes brevis*; ecology; biology; hydrocarbons; distribution. British Virgin Islands.
- Haverty and Nelson, 1997: 927–964 • *Cryptotermes brevis*; cuticular hydrocarbons; distribution. British Virgin Islands.
- Poole and Gentili, 1997: 494 • *Cryptotermes brevis*; synonymy; distribution. North America.
- Constantino, 1998b: 142–143 • *Cryptotermes brevis*; catalog; synonymy. Introduced in several countries by man: Brazil; Central America; Chile; Colombia; Ecuador; Guyana; Mexico; Peru; USA; Uruguay; Venezuela; West Indies.
- Fontes, 1998: 322 • *Cryptotermes brevis*; catalog; synonymy; distribution. Brazil; Canada: Ontario.
- Kevan and Vickery, 1998: 296 • *Cryptotermes brevis*; distribution. Marshall Islands; Line Island: questioned.
- Watson et al., 1998: 173–174 • *Cryptotermes brevis*; catalog; synonymy; distribution; ecology. Australia.
- Constantino, 1999a: figs. 4, 17–18 • *Cryptotermes brevis*; pseudoworker mandibles, soldier figured.
- Bandeira and Vasconcellos, 1999: 40, table 1 • *Cryptotermes brevis*; checklist; ecology; distribution. Brazil.
- Bordereau et al., 1999: 159–164 • *Cryptotermes brevis*; damage; distribution. Réunion.
- Scheffrahn and Křeček, 1999: 116, 124–126, figs. 22–24 • *Cryptotermes brevis*; imago, soldier described and figured; synonymy; distribution; key. Bahamas; Dominica; Dominican Republic; Jamaica; Martinique; Puerto Rico; Turks and Caicos.
- Woodrow and Grace, 1999: 68–72 • *Cryptotermes brevis*; temperature; climate.
- Haverty et al., 2000a: 1167–1191 • *Cryptotermes brevis*; chemotaxonomy; cuticular hydrocarbons. USA: Hawaiian Islands.
- Hua, 2000: 23 • *Cryptotermes brevis*; listed; synonymy. Canary Islands; Central and South America; China: Hainan, Hong Kong; Easter Island; Fiji; Marquesas Islands; Midway Island; New Caledonia; Philippines; South Africa; St. Helena; USA: Hawaii.
- Issa, 2000: 380 • *Cryptotermes brevis*; checklist; distribution. Venezuela.
- Scheffrahn et al., 2000b: 141–145 • *Cryptotermes brevis*; distribution. USA: Hawaii.
- Woodrow et al., 2000: 1100–1107 • *Cryptotermes brevis*; cuticular hydrocarbons; temperature; humidity.
- Constantino and Dianese, 2001: 325 • *Cryptotermes brevis*; checklist; biology; damage; distribution. Brazil: Brasilia.
- Méndez-Montiel and Equihua-Martínez, 2001: 173–187 • *Cryptotermes brevis*; checklist; diversity; distribution. Mexico.
- Raineri et al., 2001: 99–102 • *Cryptotermes brevis*; biology; damage; distribution. Italy: Genoa: introduced.
- Scheffrahn et al., 2001a: 109–113 • *Cryptotermes brevis*; distribution. USA: Georgia.
- Ahmad and Akhtar, 2002: 10 • *Cryptotermes brevis*; catalog. China: Hong Kong.
- Constantino, 2002a: figs. 31–33 • *Cryptotermes brevis*; soldier figured.

- Constantino, 2002c: 356, table 1 • *Cryptotermes brevis*; checklist; damage; distribution. South America: introduced and widespread.
- Fontes and Milano, 2002: 105, fig. 1 • *Cryptotermes brevis*; distribution map; damage in urban areas.
- Messenger et al., 2002: 581–587 • *Cryptotermes brevis*; checklist; distribution. USA: Louisiana.
- Milano and Fontes, 2002: 34–35, fig. 2a • *Cryptotermes brevis*; soldier figured; damage in urban areas; distribution. Brazil.
- Nishida and Beardsley, 2002: 55 • *Cryptotermes brevis*; distribution. Midway Atoll.
- Uys, 2002: figs. 16–20 • *Cryptotermes brevis*; soldier, nest figured.
- Eggleton and Davies, 2003: 657, table 8.26 • *Cryptotermes brevis*; checklist; distribution. Madagascar and associated coastal Islands.
- Fontana and Buzzetti, 2003: 35–44, fig. 1 • *Cryptotermes brevis*; imago, soldier, pseudergate described and figured; distribution. Northern Italy.
- Scheffrahn et al., 2003a: 185, 188, fig. 8 • *Cryptotermes brevis*; soldier figured; keys to soldier and imago; distribution. Puerto Rico; St. Croix.
- Scheffrahn et al., 2003b: 33–38 • *Cryptotermes brevis*; distribution. Trinidad and Tobago.
- Cruz et al., 2004: 4 • *Cryptotermes brevis*; checklist; distribution. Cuba.
- Brown (K.S.) et al., 2004: 1–9 • *Cryptotermes brevis*; distribution. USA: Oklahoma: introduced.
- Costa-Leonardo and Patricio, 2005: 659–670 • *Cryptotermes brevis*; spermathecal structure.
- Haverty et al., 2005: 2119–2151 • *Cryptotermes brevis*; fecal pellets; cuticular hydrocarbons; chemotaxonomy.
- Scheffrahn et al., 2005c: 550, table 1 • *Cryptotermes brevis*; checklist; distribution. Nicaragua.
- Torales et al., 2005a: 857 • *Cryptotermes brevis*; distribution. Argentina: Buenos Aires.
- Scheffrahn et al., 2006: 473, fig. 2F • *Cryptotermes brevis*; soldier figured; key; synonymy; distribution. Bahamas.
- Engel et al., 2009: 22, 24, 25 figs.3, 4 • *Cryptotermes brevis*; character-state coding; phylogeny.
- Scheffrahn et al., 2009: 787–799 • *Cryptotermes brevis*; biogeographical history; human dispersal.
- Nunes et al., 2010: 637–640 • *Cryptotermes brevis*; invasive species. Spain; Portugal.

Termes indecisus Walker, 1853: 524 (imago).

TYPE DATA: Lectotype: BMNH imago. Paralectotypes: BMNH imagoes.

LECTOTYPE DESIGNATION: Bacchus, 1987: 40. Chhotani, 1970: 15 [invalid designation of lectotype by inference of holotype (ICZN, 1999, art. 74.6), as more than one syntype imago was extant in BMNH and none was labeled by Chhotani as being the “type”].

TYPE LOCALITY: Colombia.

- Hagen, 1855: 291 • *Termes indecisus*; discussion.
- Hagen, 1858c: 69 • *Termes indecisus*; synonymized with *brevis*.

Calotermes (Cryptotermes) grassii Janicki, 1911: 321 [**nomen nudum**; also Janicki, 1915: 574, 620, nomen nudum; name credited to Silvestri by Janicki].

- Kirby, 1941: 54, 55 • *Cryptotermes grassii* Silvestri, nomen nudum; protozoa. Chile. [NOTE: under *brevis*, see Snyder 1949a].
- Kirby, 1942b: 186 • *Cryptotermes grassii* Silvestri, nomen nudum; protozoa. Chile.

Cryptotermes pseudobrevis Fuller, 1921: 30 (imago, soldier).

TYPE DATA: Lectotype: NCIP imago. Paralectotypes: AMNH imagoes, soldiers, NCIP imagoes, soldiers.

LECTOTYPE DESIGNATION: Ruelle, 1975b: 2 [inadvertent selection by inference of “holotype” (ICZN, 1999, art. 74.6)]; confirmation by Coaton and Sheasby, 1979: 11–12 of “hololectotype” designation and depository of types of *pseudobrevis* by Ruelle. Invalid

designation of lectotype soldier by Bacchus, 1987: 40, as Ruelle, 1975b: 2 had already designated an imago as “holotype” (= lectotype). Constantino, 1998b incorrectly follows Bacchus’ designation].

TYPE LOCALITY: South Africa: Durban.

- Hegh, 1922: 346, 682 • *Calotermes (Cryptotermes) pseudobrevis*; biology; reference list; new combination; distribution.
- Sjöstedt, 1926d: 31 • *Cryptotermes pseudobrevis*; reference list; biology; remarks; locality. South Africa.
- Light, 1936: 125–126 • *Kalotermes (Cryptotermes) pseudobrevis*, as possible synonym.
- Ruelle, 1975b: 2 • *Cryptotermes pseudobrevis*; types listed.
- Light, 1936: 125 • *Cryptotermes pseudobrevis*; synonymized with *brevis*.

Cryptotermes piceatus Snyder, 1922: 14–16 (imago, soldier), pl. 5: figs. 18, 19.

TYPE DATA: Holotype: USNM 24568 imago [Bacchus, 1987 incorrectly designated a lectotype soldier, when Snyder clearly identified a specific winged adult as the type]. Paratypes: USNM imagoes, soldiers.

TYPE LOCALITY: USA: Hawaii, Oahu Territory, Honolulu.

- Snyder, 1924e: 381, 382 • *Cryptotermes piceatus*; listed. USA: Hawaii.
- Fullaway, 1926a: 69, 79, figs. 2, 3, 7, 9, 10 • *Cryptotermes piceatus*; castes figured; listed; damage. USA: Hawaii.
- Light, 1931a: 582, 588 • *Cryptotermes piceatus*; biology; comparisons; discussion. China: Hong Kong; USA: Hawaii.
- Snyder, 1931a: 549 • *Kalotermes (Cryptotermes) piceatus*; locality. China.
- Light, 1932c: 171, 172, 176 • *Kalotermes (Cryptotermes) piceatus*; key; host plant; locality. Marquesas Islands.
- Light, 1932a: 74, 84, pl. 3: fig. D • *Kalotermes (Cryptotermes) piceatus*; forewing figured; discussion; locality. Marquesas Islands; USA: Hawaii.
- Ehrhorn, 1934: 322, 324–327 • *Cryptotermes piceatus*; key; biology; remarks. USA: Hawaii.
- Light, 1934f: 207 • *Cryptotermes piceatus*; distribution. USA: Hawaii; Marquesas Islands.
- Wu, 1935: 218 • *Cryptotermes piceatus*; catalog; reference list. China: Hong Kong.
- Light and Zimmerman, 1936: 12 • *Kalotermes (Cryptotermes) piceatus*; distribution. China: Hong Kong; USA: Hawaii; Marquesas Islands.
- Light, 1936: 125–126 • *Kalotermes (Cryptotermes) piceatus*; as possible synonym of *brevis*.
- Kirby, 1941: 55 • *Cryptotermes piceatus*; protozoa.
- Kirby, 1942b: 186 • *Cryptotermes piceatus*; protozoa.
- Fullaway and Krauss, 1945: 21 • *Cryptotermes piceatus*; listed; damage. USA: Hawaii.
- Snyder, 1949a: 39 • *Cryptotermes piceatus*; synonymized with *brevis*.

Cryptotermes rospigliosi Snyder, 1922: 13–14 (imago), pl. 5: fig. 17.

TYPE DATA: Holotype: USNM 24567 imago. Paratypes: USNM imagoes.

TYPE LOCALITY: Peru: Lima.

- Snyder, 1949a: 44 • *Cryptotermes rospigliosi* listed as valid; catalog; reference list; synonymy.
- Dourojeanni, 1964: 80 • *Cryptotermes rospigliosi*; synonymy; biology; damage; host; distribution. Peru.
- Araujo, 1977c: 12 • *Cryptotermes rospigliosi*; synonymized with *brevis*.

Lagena samanica Berry, 1928: 398, (fossil Foraminifera) figs. 20a, b).

TYPE DATA: Holotype: USNM fossil Foraminifera.

TYPE LOCALITY: Peru: Middle Lobitos shale.

- Stone, 1950: 17 • *Lagena samanica*; remarks about placement; not a foraminifera but simply a termite fecal pellet.
- Stone, 1951: 139 • *Lagena samanica*; discussion; synonymized with a fecal pellet of *Cryptotermes brevis*.

🌐🌐🌐 DISTRIBUTION: Australian Region—Australia: New South Wales, Queensland, NE and SE coastal areas. ♦ Ethiopian Region—Ascension Island; Congo-Zaire; Gambia; Ghana; Madagascar; Nigeria; Réunion; Saint Helena; Senegal; Sierra Leone; South Africa; Uganda. ♦ Nearctic Region—USA: continental; Canada. ♦ Neotropical Region—Argentina: Buenos Aires; Bahamas; Barbados; Bermuda; Brazil; British Virgin Islands; Cayman Islands; Chile; Colombia; Costa Rica; Cuba; Curacao; Dominica; Dominican Republic; Ecuador; El Salvador; Grenada; Guadeloupe; Guyana; Haiti; Jamaica; Martinique; Mexico; Montserrat; Nicaragua; Peru; Puerto Rico; St. Croix; St. Kitts and Nevis Islands; St. Lucia; St. Thomas; St. Vincent; Suriname; Trinidad and Tobago, Turks and Caicos Islands; Uruguay. ♦ Oriental Region—China: Hong Kong. ♦ Palearctic Region—Canary Islands; Cape Verde Islands; Egypt; Italy; Madeira Islands; Portugal; Spain. ♦ Papuan Region—Fanning Island; Fiji; Layson Island; Marquesas; Midway Island; Pacific Islands: Easter Island; USA: Hawaii.

Cryptotermes canalensis (Holmgren and Holmgren, 1915)

Calotermes (Procryptotermes) canalensis Holmgren and Holmgren, 1915: 88–89 (imago).

TYPE DATA: Lectotype: MHNH imago. Paralectotype: AMNH imago.

LECTOTYPE DESIGNATION: Hill, 1942: 74 [inadvertent selection by inference of “holotype” (ICZN, 1999, art. 74.6)].

TYPE LOCALITY: New Caledonia: Canala.

- Hill, 1942: 72–74 • *Calotermes (Cryptotermes) canalensis* [part; imago only]; imago described; distribution. New Caledonia.
- Snyder, 1949a: 36 • *Procryptotermes canalensis*; catalog; reference list; new combination. New Caledonia: Loyalty Island.
- Krishna, 1961: 382 • *Cryptotermes canalensis*; listed; new combination.
- Bess, 1970: 471 • *Cryptotermes canalensis*; distribution.
- Bacchus, 1987: 8, 42–43, fig. 15 • *Cryptotermes canalensis*; imago described and figured; key; reference list; locality. New Caledonia.

🌐 DISTRIBUTION: Papuan Region—New Caledonia.

Cryptotermes cavifrons Banks, 1906

Cryptotermes cavifrons Banks, 1906: 337 (imago, soldier), figs. a–d.

TYPE DATA: Syntypes: MCZ No. 10549 imago, soldier, AMNH imagoes, soldier, nymph.

TYPE LOCALITY: USA: Florida: Kissimee.

- Holmgren, 1911d: 550 • *Calotermes (Cryptotermes) cavifrons*; listed; new combination.
- Holmgren, 1911a: 55, pls. 3, fig. 12, 4, fig. 8 • *Calotermes (Cryptotermes) cavifrons*; listed; wing, soldier figured. “America.”
- Thompson, 1919: 379–398 • *Cryptotermes cavifrons*; caste development.
- Banks and Snyder, 1920: 35–38, 142–143, figs. 23–25 • *Cryptotermes cavifrons*; imago, soldier described and figured; key; distribution; biology [by Snyder]. USA: Florida.
- Barreto, 1923: 108 • *Criptotermes* [sic] *cavifrons*; locality. Cuba.
- Bathellier, 1927: 254 • *Cryptotermes cavifrons*; caste development.

- Light, 1930d: pl. 8: fig. 4 • *Cryptotermes cavifrons*; fossil fecal pellets. Seminole Pleistocene of Florida.
- Snyder, 1934b: 97 • *Kalotermes (Cryptotermes) cavifrons*; locality. Costa Rica.
- Light, 1934d: 131 • *Cryptotermes cavifrons*; distribution. USA: Florida.
- Light, 1934f: 207, 208 • *Kalotermes (Cryptotermes) cavifrons*; key.
- Snyder, 1934d: 269, 272 • *Cryptotermes cavifrons*; swarming; distribution.
- Wolcott, 1941: 42 • *Kalotermes (Cryptotermes) cavifrons*; distribution. Puerto Rico [Puerto Rico record = *undulans*, fide Scheffrahn et al., 2003a: 198].
- Kirby, 1942b: 206 • *Cryptotermes cavifrons*; protozoa.
- Emerson and Miller, 1943: 185, 186 • *Cryptotermes cavifrons*; key. USA: Florida.
- Emerson and Miller, 1944: 108, 109 • *Cryptotermes cavifrons*; key. USA: Florida.
- Miller and Miller, 1944: 101, 102, 103, 105 • *Cryptotermes cavifrons*; biology; swarming. USA: Florida.
- Snyder, 1949a: 39–40 • *Cryptotermes cavifrons*; catalog; reference list. USA: Florida; West Indies, Middle America.
- Miller, 1949b: 10, 11, 16, 18, fig. 11 • *Cryptotermes cavifrons*; key; soldier figured; biology. USA: Florida.
- Ahmad, 1950: 81, fig. 5 • *Cryptotermes cavifrons*; imago mandibles figured.
- Wolcott, 1950: 63 • *Kalotermes (Kalotermes) cavifrons*; distribution. Puerto Rico [Puerto Rico record = *undulans*, fide Scheffrahn et al., 2003a: 198].
- Becker, 1953: 343 • *Cryptotermes cavifrons*; distribution.
- Snyder, 1956b: 190, 191, 192, 193, 195, 198, 199 • *Cryptotermes cavifrons*; key; distribution. Bermuda; Haiti; Nassau: New Providence; Puerto Rico; St. Croix [St. Croix record = *undulans*, fide Scheffrahn et al., 2003a: 198].
- Collins, 1959: 341, 344, etc. • *Cryptotermes cavifrons*; ecology.
- Krishna, 1961: 380, 381, 382, 394, figs. 77–80 • *Cryptotermes cavifrons*; listed; imago, soldier figured; protozoa.
- Harris, 1961a: 155, 161 • *Cryptotermes cavifrons*; damage; distribution.
- Mathur and Thapa, 1962a: 7 • *Cryptotermes cavifrons*; collection catalog. USA.
- Bouillon and Mathot, 1965: 78, fig. 13c • *Cryptotermes cavifrons*; imago mandibles figured.
- Weesner, 1965: 47, 48, 49, fig. 16D • *Cryptotermes cavifrons*; imago, soldier key; comparisons; biology; distribution.
- Morimoto, 1975b: 10, fig. 10 • *Cryptotermes cavifrons*; soldier figured.
- Morimoto, 1975c: 52, fig. 1 • *Cryptotermes cavifrons*; key; forewing figured; distribution.
- Roonwal, 1975a: 44 • *Cryptotermes cavifrons*; egg size ratio.
- Araujo, 1977c: 12 • *Cryptotermes cavifrons*; catalog. USA: Florida; Bahamas; Bermuda; Costa Rica; Cuba; Guatemala; Haiti; Puerto Rico; St. Cruz.
- Luykx and Syren, 1979: 199 • *Cryptotermes cavifrons*; chromosomes; cytology.
- Kevan, 1980: 5, 53–56, figs. 12, 14 • *Cryptotermes cavifrons*; reference list; imago, soldier figured; localities. Bermuda.
- Fontes, 1983: 138 • *Cryptotermes cavifrons*; additions and corrections to Araujo's catalog, 1977c.
- Bacchus, 1987: 8, 9, 43–45, figs. 3, 18, 19, 54, 55, 100, 128 • *Cryptotermes cavifrons*; imago, soldier described and figured; key; biology; localities. USA: Florida; Bermuda; Cuba; Jamaica.
- Jones et al., 1988: 100 • *Cryptotermes cavifrons*; biology; dispersal flight; sex ratios.
- Scheffrahn et al., 1988a: 616, 619 • *Cryptotermes cavifrons*; checklist; distribution. USA: Florida.
- Nickle and Collins, 1989: 283, 284, figs. 3F, 4E, F, 5B, D, F • *Cryptotermes cavifrons*; key; soldier, wings figured.
- Luykx et al., 1990: 385–399 • *Cryptotermes cavifrons*; allozymes; chromosomes; cladistics.
- Brauman et al., 1992: 1384–1387 • *Cryptotermes cavifrons*; gut bacteria; methane and hydrogen emissions.
- Scheffrahn and Su, 1994: 464, 471, figs. 4, 5, 41 • *Cryptotermes cavifrons*; key; soldier, imago forewing figured. USA: Florida.

- Scheffrahn et al., 1994: 215, 216, 219, 220, 221, 222, 229, 230 • *Cryptotermes cavifrons*; distribution. Bahamas; Bermuda; Cayman Islands; Cuba; Hispaniola: Dominican Republic, Haiti; Isla de la Juventud; Jamaica; Puerto Rico; Virgin Islands: St. Croix.
- Wheeler et al., 1996: 799–806 • *Cryptotermes cavifrons*; methane production.
- Poole and Gentili, 1997: 494 • *Cryptotermes cavifrons*; distribution. North America.
- Sugimoto et al., 1997: 211 • *Cryptotermes cavifrons*; diet; methane and hydrogen emissions.
- Constantino, 1998b: 143 • *Cryptotermes cavifrons*; catalog. USA: Florida; Bermuda; West Indies, from Virgin Islands west; Central America.
- Fontes, 1998: 323 • *Cryptotermes cavifrons*; catalog; distribution. Jamaica.
- Scheffrahn and Křeček, 1999: 119, 127–130, figs. 25–27 • *Cryptotermes cavifrons*; imago, soldier described and figured; synonymy; distribution; key. Bahamas; Cayman Islands; Cuba; Jamaica.
- Shelton and Appel, 2001a: 681–693 • *Cryptotermes cavifrons*; respiration; CO₂ release.
- Cruz et al., 2004: 4 • *Cryptotermes cavifrons*; checklist; distribution. Cuba.
- Crosland et al., 2004: 117–132 • *Cryptotermes cavifrons*; behavior; polyethism.
- Scheffrahn et al., 2006: 473, fig. 21 • *Cryptotermes cavifrons*; soldier figured; key; synonymy; distribution. Bahamas; Cuba; Jamaica; Cayman Islands; USA: Florida.
- Engel et al., 2009: 22, 24, 25 figs.3, 4 • *Cryptotermes cavifrons*; character-state coding; phylogeny.

🌐 DISTRIBUTION: Nearctic Region—USA: Florida. ♦ Neotropical Region—Bahamas: Nassau, New Providence; Bermuda; Cayman Islands; Costa Rica; Cuba; Dominican Republic; Guatemala; Haiti; Jamaica; Puerto Rico; US Virgin Islands: St. Croix.

Cryptotermes ceylonicus Ranaweera, 1962

Cryptotermes ceylonicus Ranaweera, 1962: 89–90, 101 (soldier), fig. 5 [Ranaweera, 1962, citing this name based on material and a partial description from an unpublished Kemner MS, figured the soldier and gave characters in the key, thereby making the name available from his 1962 paper. Because Ranaweera figured and cited only the characters of the soldier, this caste should be the only one included in the type series (any soldier from Kemner's material can also be included in the type series. Probably a synonym of *Cryptotermes bengalensis*].

TYPE DATA: Syntypes: AMNH soldier [imago and nymph not cited by Ranaweera, 1962 and not included in the type series].

TYPE LOCALITY: Sri Lanka: Hewaheta.

- Mathur and Thapa, 1962a: 7 • *Cryptotermes ceylonicus*; collection catalog. Sri Lanka.

🌐 DISTRIBUTION: Oriental Region—Sri Lanka.

Cryptotermes chacoensis Roisin, 2003

Cryptotermes chacoensis Roisin, 2003: 320–327 (imago, soldier), figs. 1–7.

TYPE DATA: Holotype: RIB ARG753 soldier. Paratypes: RIB queen, imagoes, soldiers, DZUB imago, soldier, FTLD imago, soldier, MNHA imago, soldier, RIB soldiers (Paraguay: Nueva Asunción [not type colony]).

TYPE LOCALITY: Argentina: Parque Nacional Rio Pilcomayo [25°02'45"S, 58°03'34"W].

- Torales et al., 2005b: 259–280 • *Cryptotermes chacoensis*; checklist; diversity; litoral; distribution. Argentina.
- Torales et al., 2005a: 857 • *Cryptotermes chacoensis*; distribution. Argentina: Formosa.

🌐 DISTRIBUTION: Neotropical Region—Argentina: Formosa; Paraguay.

***Cryptotermes chasei* Scheffrahn, 1993**

***Cryptotermes chasei* Scheffrahn, 1993: 501–506 (imago, soldier), figs. 1–10.**

TYPE DATA: Holotype: USNM soldier. Paratypes: AMNH soldier [from type colony], AMNH imago [not type locality], FSCA imago, queen, soldiers, nymphs, USNM imago [not type locality], FSCA imagoes, soldiers, nymphs [not type locality].

TYPE LOCALITY: Dominican Republic: La Altagracia Province: Juanillo [18°29'N, 68°25'W].

- Scheffrahn et al., 1994: 219, 230 • *Cryptotermes chasei*; distribution. Hispaniola: Dominican Republic.
- Constantino, 1998b: 143 • *Cryptotermes chasei*; catalog. Dominican Republic.
- Fontes, 1998: 323 • *Cryptotermes chasei*; catalog.
- Scheffrahn and Křeček, 1999: 116, 130–133, figs. 28–30 • *Cryptotermes chasei*; imago, soldier described and figured; synonymy; distribution; key. Dominican Republic.

🌐 DISTRIBUTION: Neotropical Region—Dominican Republic.

***Cryptotermes contognathus* Constantino, 2000**

***Cryptotermes contognathus* Constantino, 2000a: 526–529 (imago, soldier), figs. 1–6.**

TYPE DATA: Holotype: DZUB soldier. Paratypes: DZUB imagoes, soldiers, MZUSP imagoes, soldiers.

TYPE LOCALITY: Brazil: State of Espírito Santo: Presidente Kennedy, Praia das Neves [approximately 21°16'S, 41°00'W].

🌐 DISTRIBUTION: Neotropical Region—Brazil: Espírito Santo.

***Cryptotermes crassicornis* (Holmgren, 1911)**

***Calotermes (Cryptotermes) crassicornis* Holmgren, 1911a: 55, 85 (soldier), pl. 4: fig. 10 [no description, but soldier head figured and name therefore made available. *C. crassicornis* Holmgren, 1911 = *C. crassicornis* “Wasmann i.l.” of Van Boven, 1969a, and both are based on the same series of specimens, fide Emerson, file card. Holmgren, 1911a did not mention the composition of the type series nor its locality, but both were given by Van Boven, 1969a. Emerson (unpublished) considered this a possible synonym of *C. merwei*].**

TYPE DATA: Syntypes: NHMM imago, soldiers, AMNH soldier.

TYPE LOCALITY: South Africa: Natal: Durban.

- Holmgren, 1911d: 550 • *Calotermes (Cryptotermes) crassicornis*; nomen nudum.
- Snyder, 1949a: 40 • *Cryptotermes crassicornis*; catalog; new combination. Locality unknown.
- Van Boven, 1969a: 55 • *Cryptotermes crassicornis* “Wasmann i.l.”; *Carinotermes crassicornis*; type catalog. South Africa.

🌐 DISTRIBUTION: Ethiopian Region—South Africa.

***Cryptotermes cristatus* Gay and Watson, 1982**

***Cryptotermes cristatus* Gay and Watson, 1982: 8–10 (imago, soldier), figs. 1, 2, 19–24, 104.**

TYPE DATA: Holotype: ANIC No. 9024 soldier. Paratypes: ANIC No. 10 16754 imagoes, soldiers, workers.

TYPE LOCALITY: Australia: Northern Territory, 9 km N by E Alice Springs.

- Watson and Abbey, 1993b: 16, fig. 11 • *Cryptotermes cristatus*; distribution map.
- Watson et al., 1998: 174 • *Cryptotermes cristatus*; catalog; synonymy; distribution; ecology. Australia.

🌐 DISTRIBUTION: Australian Region—Australia: Northern Territory: Lake Eyre basin, W plateau.

Cryptotermes cryptognathus Scheffrahn and Křeček, 1999

Cryptotermes cryptognathus Scheffrahn and Křeček, 1999: 115, 133–134 (imago, soldier), figs. 31–33.

TYPE DATA: Holotype: AMNH soldier. Paratypes: AMNH imago [not type locality], FTLD soldiers, FTLD imagoes, soldiers [not type locality], FTLD soldiers [not type locality].

TYPE LOCALITY: Jamaica: Booby South Point [17°58.38'N, 76°14.76'W].

- Scheffrahn et al., 1998b: 238–240, fig. 1 • *Cryptotermes* n. sp. [= *cryptognathus*]; soldier mandible, soldier figured.

🌐 DISTRIBUTION: Neotropical Region—Jamaica.

Cryptotermes cubicoceps (Emerson, 1925)

Kalotermes (Cryptotermes) cubicoceps Emerson, 1925: 330–331 (soldier), figs. 31d–e.

TYPE DATA: Holotype: AMNH soldier. Paratypes: AMNH imagoes, nymphs.

TYPE LOCALITY: Guyana: Kartabo.

- Snyder, 1949a: 40 • *Cryptotermes cubicoceps*; catalog; reference list. Guyana.
- Kirby, 1949b: 366 • *Cryptotermes cubicoceps*; protozoa; new combination.
- Krishna, 1961: 382, 394 • *Cryptotermes cubicoceps*; listed; protozoa.
- Araujo, 1977c: 12 • *Cryptotermes cubicoceps*; catalog. Guyana.
- Prestwich, 1984a: table 1 • *Cryptotermes cubicoceps*; checklist; ecology; defense mode; chemicals; distribution.
- Bacchus, 1987: 45, fig. 78 • *Cryptotermes cubicoceps*; Emerson's description and figure of soldier reproduced; locality. Guyana.
- Constantino, 1998b: 143 • *Cryptotermes cubicoceps*; catalog. Guyana.
- Fontes, 1998: 323 • *Cryptotermes cubicoceps*; catalog.
- Constantino, 2000a: 525, 529, fig. 6 • *Cryptotermes cubicoceps*; distribution map.
- Constantino, 2002c: 356, table 1 • *Cryptotermes cubicoceps*; checklist; damage; distribution. Guyana; ?Brazil.

🌐 DISTRIBUTION: Neotropical Region—Guyana.

Cryptotermes cylindroceps Scheffrahn and Křeček, 1999

Cryptotermes cylindroceps Scheffrahn and Křeček, 1999: 117, 134–136 (imago, soldier), figs. 34–36.

TYPE DATA: Holotype: AMNH soldier. Paratypes: AMNH imago, FTLD soldiers, workers, FTLD imagoes, soldiers [several series from non-type localities].

TYPE LOCALITY: Curaçao: Santa Barbara [12°35'N, 68°50'W].

🌐 DISTRIBUTION: Neotropical Region—Netherlands Antilles: Aruba.

Cryptotermes cymatofrons Scheffrahn and Křeček, 1999

Cryptotermes cymatofrons Scheffrahn and Křeček, 1999: 119, 136–139 (imago, soldier), figs. 37–39.

TYPE DATA: Holotype: AMNH soldier. Paratypes: AMNH imago, FTLD imagoes, soldiers, FTLD imagoes, soldiers [several series from non-type localities].

TYPE LOCALITY: Bahamas: Cat Island, Hermitage [24°18'N, 75°25'W].

— Scheffrahn et al., 2006: 474, fig. 2H • *Cryptotermes cymatofrons*; soldier figured; key; synonymy; distribution. Bahamas; Cuba.

🌐 DISTRIBUTION: Neotropical Region—Bahamas; Cuba.

Cryptotermes cynocephalus Light, 1921

Cryptotermes cynocephalus Light, 1921b: 36–39 (imago, soldier), pl. 2: figs. 1, 2.

TYPE DATA: Lectotype: AMNH soldier, colony # 67. Paralectotypes: AMNH soldiers, nymphs, colony #67, AMNH imago, colony #433, AMNH imagoes, soldiers, nymphs, colony #448, AMNH imagoes, soldier, nymphs, colony #443.

LECTOTYPE DESIGNATION: Bacchus, 1987: 45.

TYPE LOCALITY: Philippines: Manila.

- Light, 1930f: 19 • *Cryptotermes cynocephalus*; listed. Philippines.
- Light, 1934f: 207 • *Cryptotermes cynocephalus*; distribution. Philippines.
- Light, 1937b: 16, 17, 21–22 • *Cryptotermes cynocephalus*; discussion on synonymy; distribution. Indonesia: Java.
- Kirby, 1941: 47, 57, 66 • *Cryptotermes cynocephalus*; protozoa; *Cryptotermes* sp.; protozoa; *Cryptotermes* sp. nov.; protozoa.
- Hill, 1942: 7, 11, 75–76, fig. 31 • *Calotermes (Cryptotermes) cynocephalus*; imago, soldier described and figured; synonymy; new combination; distribution; biology. New Britain; Philippines.
- Kirby, 1942b: 191 • *Cryptotermes cynocephalus*; protozoa.
- Snyder, 1949a: 40 • *Cryptotermes cynocephalus* [sic]; catalog; synonymy. Indonesia: Java; Philippines.
- Ahmad, 1953a: 35 • *Cryptotermes cynocephalus*; distribution; introduction. Sri Lanka.
- Ahmad, 1958: 53, 56 • *Cryptotermes cynocephalus*; key.
- Kalshoven, 1960b: 265, 266, 269, 271 • *Cryptotermes cynocephalus*; biology; localities. Indonesia: Java, Kalimantan, Sumatra.
- Krishna, 1961: 382, 392, 393, 394 • *Cryptotermes cynocephalus*; listed; protozoa.
- Harris, 1961a: 143, 155, 158, 159 • *Cryptotermes cynocephalus*; damage; distribution.
- Snyder and Francia, 1962: 63, 65, 67, 72 • *Cryptotermes cynocephalus* [sic]; key; distribution; biology. Philippines.
- Mathur and Thapa, 1962a: 8 • *Cryptotermes cynocephalus* [sic]; collection catalog. Indonesia.
- Ahmad, 1965: 16 • *Cryptotermes cynocephalus*; comparisons.
- Roonwal and Maiti, 1966: 71, 77 • *Cryptotermes cynocephalus*; synonymy; imago, soldier described; distribution. Indonesia: Java; Philippines.
- Gay, 1967: 10, 20, 50, fig. 5a • *Cryptotermes cynocephalus*; imago, soldier described and figured; distribution. Hawaii; Holland; New Britain; Sri Lanka: introduced/intercepted.
- Roonwal and Chhotani, 1967a: 355 • *Cryptotermes perforans* [misidentification]; remarks. Sri Lanka.
- Chhotani, 1970: 16–20, figs. 5, 6 • *Cryptotermes cynocephalus*; imago, soldier, pseudoworker described and figured; synonymy; distribution. Indonesia; Philippines.

- Roonwal, 1970c: 326–327 • *Cryptotermes cynocephalus*; biology; distribution.
- Nishimoto, 1973: 16 • *Cryptotermes cynocephalus*; distribution and introductions.
- Akhtar, 1974a: 35 • *Cryptotermes cynocephalus*; comparisons.
- Chhotani, 1975b: 119 • *Cryptotermes cynocephalus*; distribution. Indonesia; Philippines.
- Morimoto, 1975c: 52, fig. 6 • *Cryptotermes cynocephalus*; key; soldier figured; distribution.
- Ruelle, 1975b: 2 • *Cryptotermes cynocephalus*; types of *buitenzorgi* listed.
- Yule and Watson, 1976: 349–351 • *Cryptotermes cynocephalus*; distribution. Australia: Queensland.
- Thapa, 1982: 18–23, pls. 4, 5 • *Cryptotermes cyanocephalus* [sic]; imago, soldier, worker described and figured; synonymy; key. Indonesia; Malaysia; Papua New Guinea; Philippines.
- Gay and Watson, 1982: 11–12, figs. 25–30 • *Cryptotermes cynocephalus*; key; imago, soldier described; soldier figured; biology; distribution. Australia; Malaysia; Thailand.
- Steward, 1982: 71–82 • *Cryptotermes cynocephalus*; feeding; water balance; humidity preference.
- Roonwal and Verma, 1983: 28, figs. 1A, B • *Cryptotermes cynocephalus*; wings described; wing microsculpturing.
- Steward, 1983a: 311–331 • *Cryptotermes cynocephalus*; colony foundation; microclimate.
- Abe, 1984: 63–88 • *Cryptotermes cynocephalus*; biology; ecology; distribution. Indonesia: Java.
- Bacchus, 1987: 8, 9, 45–47, figs. 2, 20, 21, 56, 57, 99, 129 • *Cryptotermes cynocephalus*; imago, soldier, nymph described and figured; key; synonymy; localities. Indonesia: Java; Malaysia: Mainland, Sarawak; Philippine Islands; Singapore; Sri Lanka.
- Tho, 1992: 45, 197, 203, fig. 11A • *Cryptotermes cynocephalus*; soldier figured. Malaysia.
- Watson and Abbey, 1993b: 16, fig. 12 • *Cryptotermes cynocephalus*; distribution map. Australia only.
- Watson et al., 1998: 174 • *Cryptotermes cynocephalus*; catalog; synonymy; distribution; ecology. Australia; Papuan and Indo-Malayan regions.
- Gathorne-Hardy et al., 2000b: 350 • *Cryptotermes cynocephalus*; checklist; ecology; distribution. Indonesia: Sulawesi.
- Haverty et al., 2000a: 1167–1191 • *Cryptotermes cynocephalus*; chemotaxonomy; cuticular hydrocarbons. USA: Hawaiian Islands.
- Scheffrahn et al., 2000b: 141–145 • *Cryptotermes cynocephalus*; distribution. USA: Hawaii.
- Ahmad and Akhtar, 2002: 10 • *Cryptotermes cynocephalus*; catalog. Indonesia: Java; Malaysia; Philippines.
- Acda, 2004b: 159–168 • *Cryptotermes cynocephalus*; damage; distribution. Philippines.
- Gathorne-Hardy, 2004: 115 • *Cryptotermes cynocephalus*; checklist; distribution. Indonesia: Java, Kalimantan; Malaysia: Mainland, Sarawak, Sabah.
- Haverty et al., 2005: 2119–2151 • *Cryptotermes cynocephalus*; fecal pellets; cuticular hydrocarbons; chemotaxonomy.

Cryptotermes buitenzorgi Kemner, 1934b: 45–47 (imago, soldier, worker), fig. 5.

TYPE DATA: Lectotype: AMNH soldier. Paralectotypes: AMNH imagoes, soldiers, nymphs, NCIP imago [incorrectly cited as paratype by Ruelle, 1975b].

LECTOTYPE DESIGNATION: Bacchus, 1987: 45.

TYPE LOCALITY: Indonesia: Java: Buitenzorg.

- Light, 1937b: 21 • *Cryptotermes buitenzorgi*; tentatively synonymized with *cynocephalus*.
- Snyder, 1949a: 41 • *Cryptotermes buitenzorgi*; synonymized with *cynocephalus*.

🌐 DISTRIBUTION: Australian Region—Australia: Queensland. ♦ Oriental Region—Indonesia: Java, Kalimantan, Sulawesi; Malaysia: Mainland, Sabah; Philippines: Luzon; Sri Lanka: introduced. ♦ Papuan Region—Hawaii; Papua New Guinea: New Britain.

Cryptotermes darlingtonae Scheffrahn and Křeček, 1999

Cryptotermes darlingtonae Scheffrahn and Křeček, 1999: 117, 139–141 (imago, soldier), figs. 40–42.

TYPE DATA: Holotype: AMNH soldier. Paratypes: AMNH imago, FTLD imagoes, soldiers, FTLD imagoes, soldiers [three series from non-type localities.

TYPE LOCALITY: Dominica: Springfield Station [15°21'N, 61°23'W].

🌐 DISTRIBUTION: Neotropical Region—Dominica; Guadeloupe; Montserrat.

Cryptotermes darwini (Light, 1935)

Kalotermes (Cryptotermes) darwini Light, 1935: 242–244 (imago, soldier), figs. 7–8, pl. 9: figs. 1–2.

TYPE DATA: Holotype: CAS No. 3913 ?imago [never received fide CAS; most likely syntypes, as Light does not mention which caste is the type or which specific location on Charles Island, Black Beach or Post Office Bay, is the type locality. Constantino, 1998b incorrectly states that the holotype is in AMNH]. Paratypes: AMNH imagoes, soldiers, nymphs, AMNH imagoes, soldiers, nymphs [four series from non-type localities].

TYPE LOCALITY: Ecuador: Galápagos Islands, Charles Island.

- Light, 1936: 126 • *Kalotermes (Cryptotermes) darwini*; as possible synonym of *brevis*.
- Kirby, 1941: 55 • *Cryptotermes darwini*; protozoa; new combination.
- Kirby, 1942a: 54 • *Cryptotermes darwini*; protozoa.
- Snyder, 1949a: 40 • *Cryptotermes darwini*; catalog. Ecuador: Galápagos Islands.
- Linsley and Usinger, 1966: 125 • *Kalotermes (Cryptotermes) darwini*; listed; distribution. Ecuador: Galápagos Islands: James, Indefatigable, Gardner, Charles.
- Bacchus, 1987: 8, 9, 47–48, figs. 3, 16, 17, 64, 65, 101 • *Cryptotermes darwini*; imago, soldier described and figured; key; biology; localities. Ecuador: Galápagos Islands.
- Constantino, 1998b: 143 • *Cryptotermes darwini*; catalog. Ecuador: Galápagos Islands.
- Fontes, 1998: 323 • *Cryptotermes darwini*; catalog.
- Scheffrahn et al., 2000b: 143 • *Cryptotermes darwini*; remarks.

🌐 DISTRIBUTION: Neotropical Region—Galápagos Islands.

Cryptotermes daulti Rathore, 1994

Cryptotermes daulti Rathore, 1994c: 19–32 (imago, soldier, pseudoworker), figs. 1–5.

TYPE DATA: Holotype: ZSI soldier. Paratypes: ZSI imagoes, soldiers, pseudoworker, FRI dealate imago, soldier, DRSJ imagoes, soldiers, pseudoworkers.

TYPE LOCALITY: India: Gujarat: Taranga hills, 32 km. south of Danta and 60 km. NE of Mahesana.

- Rathore and Tak, 2004a: 48 • *Cryptotermes daulti*; synonymy; imago, soldier described; distribution. India.
- Rathore and Bhattacharyya, 2004: 9, 16, pl. 1: fig. 4 • *Cryptotermes daulti*; key; checklist; soldier figured; distribution. India.

🌐 DISTRIBUTION: Oriental Region—India.

***Cryptotermes declivis* Tsai and Chen, 1963**

***Cryptotermes declivis* Tsai and Chen, 1963: 168–169, 196 (imago, soldier), figs. 1, 2.**

TYPE DATA: Holotype: NAP ?soldier [no mention of which caste is the holotype]. Paratypes: NAP imagoes, soldiers, workers.

TYPE LOCALITY: China: Kwangtung (Guangdong): Chaochow [23°45'N, 116°35'E].

- Tsai and Chen, 1964b: 46, 48–49, figs. 10, 11 • *Cryptotermes declivis*; imago, soldier described and figured; key. China.
- Tsai and Chen, 1964a: 27, 34 • *Cryptotermes declivis*; distribution.
- Chhotani, 1970: 21–24, figs. 7, 8 • *Cryptotermes declivis*; imago, soldier described and figured; synonymy; distribution. China.
- Chhotani, 1975b: 119 • *Cryptotermes declivis*; distribution. China.
- Li, 1979: 64 • *Cryptotermes declivis*; listed. China.
- Zhu, 1982: 233 • *Cryptotermes declivis*; listed. China.
- He and Xia, 1983: 185 • *Cryptotermes declivis*; key.
- Gao and Lam, 1986: 81 • *Cryptotermes declivis*; checklist; distribution. China.
- Bacchus, 1987: 9, 48–49, figs. 2, 30, 79, 106 • *Cryptotermes declivis*; Tsai and Chen's 1964b description of imago translated; soldier described and figured; key; reference list. China.
- Huang et al., 1989: 118–119, fig. 42 • *Cryptotermes declivis*; imago, soldier described and figured; key. China: Guangdong, Fujian, Guangxi.
- Gao et al., 1992a: 37 • *Cryptotermes declivis*; checklist; distribution. China: Fujian, Guangdong, Guangxi.
- Zhang et al., 1992: 596 • *Cryptotermes declivis*; wing microsculpturing.
- Jiang et al., 1993: 12 • *Cryptotermes declivis*; checklist; distribution. China: Guangxi.
- Lin et al., 1994b: 1 • *Cryptotermes declivis*; checklist; distribution. China: Guangxi.
- Huang and Li, 1999: 271, fig. 10.6 • *Cryptotermes declivis*; soldier described and figured; distribution. China: Fujian.
- Hua, 2000: 23 • *Cryptotermes declivis*; listed. China: Fujian, Guangdong, Guangxi, Guizhou, Hainan, Sichuan, Yunnan.
- Huang et al., 2000: 169, fig. 44 • *Cryptotermes declivis*; imago, soldier described; soldier figured; key. China.
- Ahmad and Akhtar, 2002: 10 • *Cryptotermes declivis*; catalog. China.
- Zhong and Liu, 2002: 28, table 2 • *Cryptotermes declivis*; damage; distribution. China.

🌐 DISTRIBUTION: Oriental Region—China: Fujian, Guangdong, Guangxi, Guizhou, Hainan, Sichuan, Yunnan.

***Cryptotermes dolei* (Light, 1932)**

***Kalotermes (Cryptotermes) dolei* Light, 1932a: 81–83 (imago, soldier), fig. 24.**

TYPE DATA: Syntypes: AMNH imagoes, soldiers, nymphs (Marquesas: Hivaoa, Anatuakina, 1525 ft), (depository unknown): imagoes, soldiers (Marquesas: Mohotani), (depository unknown): imagoes, soldiers (Marquesas: Uapou), (depository unknown): imagoes, soldiers, (depository unknown): imagoes, soldiers (Marquesas: Nukuhiva), AMNH soldier, nymphs (Marquesas: Uahuka, Haahue Valley, 260 ft), AMNH soldiers, nymphs (Marquesas: Fatuhiva, Ouia Valley, 100 ft), AMNH imagoes, nymphs (Marquesas: Uahuka, Hanahoua Valley, 750 ft), NCIP imago, soldier [incorrectly cited as paratypes by Ruelle, 1975b. Light's series are all syntypes, as he did not select a holotype. The AMNH, which inherited Light's collection, has 5 vials, 1 labeled cotype and 4 (incorrectly) labeled paratypes. Bacchus, 1987 incorrectly mentioned a holotype soldier from Marquesas: Anatuakina, as if Light had selected a holotype].

- TYPE LOCALITIES: Marquesas: Hivaoa, Anatuakina, 1525 ft, Mohotani, Uapou, Eiao, Nukuhiva, Uahuka, Haahue Valley, 260 ft, Fatuhiva, Ouia Valley, 100 ft, Uahuka, Hanahoua Valley, 750 ft.
- Light, 1932c: 171, 172, 175 • *Kaloterme* (*Cryptoterme*) *dolei*; key; host plant; locality. Marquesas Islands.
 - Light and Zimmerman, 1936: 10, 12 • *Kaloterme* (*Cryptoterme*) *dolei*; distribution. Austral Islands; Marquesas Islands; Pitcairn Island; Society Island.
 - Snyder, 1949a: 40 • *Cryptoterme dolei*; catalog; new combination. Marquesas Islands.
 - Krishna, 1961: 382 • *Cryptoterme dolei*; listed.
 - Bess, 1970: 471 • *Cryptoterme dolei*; distribution.
 - Ruelle, 1975b: 2 • *Cryptoterme dolei*; types listed.
 - Bacchus, 1987: 8, 9, 49–50, figs. 12, 13, 81, 107 • *Cryptoterme dolei*; imago, soldier described and figured; key; biology; locality. Marquesas Islands.

🌐 DISTRIBUTION: Papuan Region—French Polynesia: Marquesas Islands.

Cryptoterme domesticus (Haviland, 1898)

Caloterme domesticus Haviland, 1898: 374 (imago, soldier), pl. 23, figs. 3–6 [name treated as *nomen proctectum*; see under *havilandi* for a detailed discussion].

TYPE DATA: Lectotype: CUMZ No. 376 soldier. Paralectotypes: AMNH imagoes, soldier, nymphs, CUMZ imagoes, soldier, pseudoworker, ZSI imago, soldier, NCIP imago [not type locality; incorrectly cited as paratype by Ruelle, 1975b].

LECTOTYPE DESIGNATION: Chhotani, 1970: 24–34, figs. 9–12.

TYPE LOCALITY: Malaysia: Borneo: Sarawak.

- Haviland and Sharp, 1896: 591–594 • *Caloterme domesticus*; nomen nudum.
- Desneux, 1904b: 23 • *Caloterme domesticus*; reference list. Malaysia: Borneo; Singapore.
- Holmgren, 1910a: 136 • *Caloterme (Procryptoterme) domesticus*; listed.
- Holmgren, 1911d: 550 • *Caloterme (Cryptoterme) domesticus*; listed.
- Holmgren, 1911a: 55, pl. 4: fig. 9 • *Caloterme (Cryptoterme) domesticus*; listed; soldier figured. “Asia.”
- Holmgren, 1912b: 280 • *Caloterme domesticus*; listed.
- Holmgren, 1913c: 46, pl. 1: fig. 16 • *Caloterme (Cryptoterme) domesticus*; imago, soldier, worker described; soldier figured; key; distribution. Malaysia: Borneo; Singapore; Thailand.
- Bugnion, 1913d: 167 • *Caloterme (Cryptoterme) domesticus*; antennal articles. Malaysia: Sarawak; Singapore; Sri Lanka; Thailand.
- Green, 1913: 7 • *Caloterme domesticus*; biology; locality. Sri Lanka.
- Holmgren, 1913e: 15 • *Caloterme (Cryptoterme) domesticus*; locality. Indonesia: Sumatra, Krakatau.
- Bugnion, 1914f: 176 • *Caloterme domesticus*; biology; locality. Sri Lanka.
- Oshima, 1923: 5 • *Cryptoterme domesticus*; imago described; new combination. Indonesia: Sumatra.
- Light, 1924: 59 • *Cryptoterme domesticus*; comparisons.
- Bathellier, 1927: 128–130, 183, 197, 330 • *Caloterme (Cryptoterme) domesticus*; imago, soldier described; biology. Vietnam.
- Snyder, 1931a: 549 • *Kaloterme (Cryptoterme) domesticus*; locality. Vietnam.
- Kemner, 1934b: 46 • *Cryptoterme domesticus*; characters; comparisons.
- Snyder, 1934a: 5 • *Kaloterme (Cryptoterme) domesticus*; listed.
- Margabandhu, 1934: 702 • *Caloterme domesticus*; annotated reference list; biology.
- Light, 1934f: 207 • *Cryptoterme domesticus*; distribution. Malaysia.
- Light, 1937b: 17, 22 • *Cryptoterme domesticus*; listed.
- Kirby, 1941: 57 • *Cryptoterme domesticus*; protozoa.

- Kirby, 1942b: 191 • *Cryptotermes domesticus*; protozoa.
- Cherian and Margabandhu, 1944: 80 • *Cryptotermes domesticus*; locality. India.
- Dammerman, 1948: 491, 556 • *Calotermes domesticus*; distribution. Indonesia.
- Snyder, 1949a: 40, 41 • *Cryptotermes domesticus*; catalog; reference list; synonymy. Australian Islands; China; Fanning Islands; Fiji; Flint Island; Guam; India; Indonesia: Sumatra, Krakatau; Malaysia; Marianas; Marquesas Islands; New Britain; Oeno Island; Papua; Samoa; Society Islands; Solomon Islands; Taiwan; Thailand.
- Ahmad, 1952: 71 • *Cryptotermes domesticus*; distribution. India.
- Lal and Menon, 1953: 10 • *Kalotermes (Cryptotermes) domesticus*; catalog; systematic and biological reference list. Malaysia: Sarawak; Singapore; Sri Lanka.
- Tu, 1955b: 81, 85 • *Cryptotermes domesticus*; catalog; distribution. Australian Islands; Bonin Islands; China; Fanning Island; Fiji; Guam; India; Indonesia: Sumatra, Krakatau; Loo-choo Archipelago; Malay Archipelago; Marianas; Marquesas Islands; New Britain; Oeno Island; Papua; Samoa; Sarawak; Society Islands; Solomon Islands; Taiwan; Thailand; Vietnam.
- Tu, 1955a: 31, 36, 37 • *Cryptotermes domesticus*; catalog; distribution. China: Hainan; Taiwan.
- Harris, 1957b: 29 • *Cryptotermes domesticus*; distribution. Solomon Islands.
- Harris, 1957d: 27, figs. 1b, 2a • *Cryptotermes domesticus*; soldier head, nymph mandibles figured; biology. Malaysia.
- Ahmad, 1958: 54, 55 • *Cryptotermes domesticus*; key.
- Harris and Brown, 1958: 739, 740, 741–742, 747, 748, fig. 2, pl. 28, fig. 2 • *Cryptotermes domesticus*; soldier figured; biology; key; locality. Solomon Islands.
- Kalshoven, 1960b: 263, 264, 265 • *Cryptotermes domesticus*; biology. Indonesia: Java, Kalimantan.
- Krishna, 1961: 382, 391, 392, 394, 397, 398 • *Cryptotermes domesticus*; listed; protozoa.
- Harris, 1961a: 46, 63, 143, 155, 159, 160, 161, fig. 22 • *Cryptotermes domesticus*; soldier figured; damage; distribution.
- Krauss, 1961: 415 • *Cryptotermes domesticus*; locality. Cook Island.
- Mathur and Thapa, 1962a: 8 • *Cryptotermes domesticus*; collection catalog. Australia; Taiwan.
- Tsai and Chen, 1964a: 27, 32, 34 • *Cryptotermes domesticus*; synonymy; distribution.
- Tsai and Chen, 1964b: 46–48, fig. 9 • *Cryptotermes domesticus*; imago, soldier described; soldier figured; synonymy; key. China.
- Yu and Ping, 1964a: 15 • *Cryptotermes domesticus*; cited.
- Ahmad, 1965: 5, 14, 16–17 • *Cryptotermes domesticus*; imago described; key; synonymy. Thailand.
- Harris, 1966a: 12 • *Cryptotermes domesticus*; Haviland's types and type localities listed.
- Roonwal and Maiti, 1966: 71, 78, 138 • *Cryptotermes domesticus*; synonymy; soldier described; distribution. China; Indonesia: Sumatra, Krakatau Islands; India; Southeast Asia to South Pacific Islands.
- Gay, 1967: 10, 20, 21, 37, 53, fig. 6 • *Cryptotermes domesticus*; imago, soldier described and figured; distribution. Indo-Malayan; introduced/intercepted; Austral Islands; Australia: Darwin, Thursday Island; ?Fanning Island; Fiji; Flint Island; Guam; ?Marquesas Islands; New Britain; Oeno Island; Panama; Samoa; Society Island; Solomon Islands; Tahiti.
- Morimoto, 1967a: 10, fig. 9 • *Cryptotermes domesticus*; distribution map.
- Gray, 1968: 313 • *Calotermes domesticus*; checklist; biology; distribution. Papua New Guinea.
- Harris, 1968d: 144 • *Cryptotermes domesticus*; locality. Vietnam.
- Araujo, 1970d: 532, 540 • *Cryptotermes domesticus*; biology; distribution.
- Bess, 1970: 471 • *Cryptotermes domesticus*; damage; distribution. Fiji; Samoa; Tahiti; Thursday Island.
- Chhotani, 1970: 24–34, figs. 9–12 • *Cryptotermes domesticus*; imago, soldier, pseudoworker described and figured; synonymy; distribution. China; Guam; India; Japan; Malaysia; Marquesas Islands; Panama; Papua New Guinea; Solomon Islands; Sri Lanka; Taiwan; Thailand; Vietnam.
- Paulian, 1970: 284–285 • *Cryptotermes domesticus*; distribution; introduction. Tromelin Island, near Madagascar.
- Roonwal, 1970c: 327 • *Cryptotermes domesticus*; biology; distribution.

- Morimoto, 1973a: 77 • *Cryptotermes domesticus*; listed.
- Akhtar, 1974a: 35 • *Cryptotermes domesticus*; comparisons.
- Sen-Sarma, 1974: 451 • *Cryptotermes domesticus*; ecology and biogeography. Central America; China; India; Indonesia; Japan; Malaysia; Sri Lanka; Taiwan; Thailand; Vietnam.
- Chhotani, 1975b: 119 • *Cryptotermes domesticus*; distribution. Oriental and Papuan Regions; Panama.
- Morimoto, 1975c: 52, fig. 3 • *Cryptotermes domesticus*; key; soldier figured; distribution.
- Ruelle, 1975b: 2 • *Cryptotermes domesticus*; types listed.
- Sen-Sarma et al., 1975: 10, 19, 21–22, 46, 64 • *Cryptotermes domesticus*; distribution and ecology; key. India; Solomon Islands; Sri Lanka; Thursday Island; Vietnam.
- Yule and Watson, 1976: 349–351 • *Cryptotermes domesticus*; distribution. Australia: Queensland.
- Araujo, 1977c: 12 • *Cryptotermes domesticus*; catalog; synonymy. Australia: Thursday Island; Bonin Islands; Borneo; China; Cocos-Keeling Island; Costa Rica; Fanning Island; Fiji; India; Indonesia; Japan; Java; Krakatau; Madagascar; Malaya; Marianas; Marquesas Islands; New Britain; New Guinea; Panama; Samoa; Singapore; Society Islands; Solomon Islands; Sri Lanka; Sumatra; Tahiti; Taiwan; Thailand; Tonga; Trinidad; Tubuai Island [Austral Islands].
- Mori, 1979: 35 • *Cryptotermes domesticus*; remarks; distribution. Bonin Islands: Chichijima Island.
- Thakur, 1980a: 108–109, 112 • *Cryptotermes domesticus*; biology; ecology; distribution.
- Chhotani, 1980: 4, 24, fig. 6A • *Cryptotermes domesticus*; soldier figured; key.
- Hutchings and Recher, 1982: 89 • *Cryptotermes domesticus*; ecology; mangroves; distribution. Australia.
- Gay and Watson, 1982: 12–15, figs. 31–36 • *Cryptotermes domesticus*; key; imago, soldier described; soldier figured; biology; distribution. Australia; Cook Island; Fiji; French Polynesia; Malaysia: Sabah; New Britain; Papua New Guinea; Samoa; Singapore; Solomon Islands; Vanuatu [New Hebrides].
- Sen-Sarma, 1982: 142–146 • *Cryptotermes domesticus*; damage. Oriental Region.
- Fontes, 1983: 138 • *Cryptotermes domesticus*; additions and corrections to Araujo's catalog, 1977c.
- Bain and Jenkin, 1983: 368 • *Cryptotermes domesticus*; listed. New Zealand: interception.
- He and Xia, 1983: 185 • *Cryptotermes domesticus*; key.
- Miller and Paton, 1983: 189–190 • *Cryptotermes domesticus*; ecology; locality. Australia.
- Thakur, 1984a: 497, 498, 499 • *Cryptotermes domesticus*; imago, soldier measurements; damage; distribution. Indian region.
- Abe, 1984: 63–88 • *Cryptotermes domesticus*; biology; ecology; distribution. Indonesia: Java, Krakatau Islands, Panaitan Island, Sumatra.
- Bose, 1984: 62–64, figs. 47, 48 • *Cryptotermes domesticus*; key; synonymy; measurements; imago, soldier figured; distribution; biology. India.
- Lenz et al., 1985: 147–163 • *Cryptotermes domesticus*; neotenic production.
- Gao and Lam, 1986: 81 • *Cryptotermes domesticus*; checklist; distribution. China.
- Abe, 1987: 134 • *Cryptotermes domesticus*; ecology; distribution. Indonesia: Java, Krakatau Islands, Panaitan Island, Sumatra.
- Bacchus, 1987: 8, 9, 50–52, figs. 2, 24, 25, 80, 108, 125 • *Cryptotermes domesticus*; imago, soldier described and figured; key; synonymy; biology; localities. China; Fiji; Gualcanal Island; Guam; Malaysia: Sarawak; Marquesas Islands; New Britain; New Guinea; Panama; Samoa; Singapore; Solomon Islands; Sri Lanka; Washington Island.
- Abe, 1989: 44, 46 • *Cryptotermes domesticus*; biology; ecology; distribution. Japan: Ryukyu Islands.
- Huang et al., 1989: 114–115, fig. 39 • *Cryptotermes domesticus*; imago, soldier described; soldier figured; key. China.
- Roonwal and Chhotani, 1989: 378–384, figs. 203–206 • *Cryptotermes domesticus*; imago, soldier, pseudoworker described and figured; synonymy; key. India; Sri Lanka.

- Thakur, 1989b: 358 • *Cryptotermes domesticus*; distribution. India; Sri Lanka.
- Yaga, 1989: 41 • *Cryptotermes domesticus*; pest; distribution. Japan.
- Yaga, 1990: 107–110 • *Cryptotermes domesticus*; pest; distribution. Japan: Okinawa.
- Gao et al., 1992a: 37 • *Cryptotermes domesticus*; checklist; distribution. China: Guangdong, Yunnan; Taiwan.
- Thakur and Thakur, 1992: 217–219, figs. 1, 2 • *Cryptotermes domesticus*; synonymy; key; imago, soldier described and figured; distribution. Indonesia: Java, Krakatau Islands, Simalur Island, Sumatra; Malaysia: Sarawak.
- Tho, 1992: 45, 197, 203, fig. 11B • *Cryptotermes domesticus*; soldier figured. Malaysia.
- Watson and Abbey, 1993b: 17, fig. 13 • *Cryptotermes domesticus*; distribution map. Australia.
- Chung and Chen, 1994: 197–198 • *Cryptotermes domesticus*; synonymy; distribution. Taiwan.
- Lin et al., 1994b: 1 • *Cryptotermes domesticus*; checklist; distribution. China: Guangxi.
- Scheffrahn et al., 1994: 224, 230 • *Cryptotermes domesticus*; distribution. Trinidad.
- Takematsu, 1994b: 43, 45 • *Cryptotermes domesticus*; distribution. Japan.
- Gu et al., 1995: 648 • *Cryptotermes domesticus*; checklist. China: Hainan.
- Myles, 1995: 77–83 • *Cryptotermes domesticus*; intercepted. Canada: Ontario.
- Constantino, 1998b: 143 • *Cryptotermes domesticus*; catalog; synonymies. Singapore; native of Australia, introduced into Central America and Trinidad.
- Fontes, 1998: 323 • *Cryptotermes domesticus*; catalog; distribution. Canada: Ontario: intercepted.
- Kevan and Vickery, 1998: 296–297 • *Cryptotermes domesticus*; distribution. Ogasawara; Marianas; Line Islands; Flint Island questioned.
- Watson et al., 1998: 174 • *Cryptotermes domesticus*; catalog; synonymy; distribution; ecology. Australia; Papuan, Indo-Malayan, Oriental, Neotropical Regions and Pacific Islands.
- Scheffrahn and Křeček, 1999: 116, 141–143, figs. 43–45 • *Cryptotermes domesticus*; imago, soldier described and figured; synonymy; distribution; key. Australia; Panama; Papua New Guinea.
- Takematsu, 1999c: 34, 36, fig. 2.5 • *Cryptotermes domesticus*; gut described and figured [figure caption number different from text].
- Gathorne-Hardy et al., 2000a: 262 • *Cryptotermes domesticus*; checklist; ecology; biogeography; distribution. Indonesia: Krakatau Islands.
- Gathorne-Hardy et al., 2000b: 350 • *Cryptotermes domesticus*; checklist; ecology; distribution. Indonesia: Sulawesi.
- Hua, 2000: 23 • *Cryptotermes domesticus*; listed. Australia; China: Fujian, Guangdong, Guangxi, Hainan, Yunnan; Fanning Island; Fiji; Flint Island; Guam; India; Indonesia; Japan; Malaysia; Marquesas Islands; New Britain; Panama; Samoa; Singapore; Society Island; Solomon Islands; Sri Lanka; Taiwan; Thailand; Vietnam.
- Huang et al., 2000: 170–172, fig. 45 • *Cryptotermes domesticus*; imago, soldier described; soldier figured; key. China.
- Ahmad and Akhtar, 2002: 10 • *Cryptotermes domesticus*; catalog. China; India; Indonesia: Java, Sumatra, Karakatau [sic]; Japan; Malaysia: Sarawak; Singapore; Sri Lanka; Taiwan: Botel Tobago; Thailand; Vietnam.
- Constantino, 2002c: 356, table 1 • *Cryptotermes domesticus*; checklist; damage; distribution. Trinidad: introduced.
- Zhong and Liu, 2002: 28, table 2 • *Cryptotermes domesticus*; damage; distribution. China.
- Huang et al., 2003: 169–131 • *Cryptotermes domesticus*; behavior.
- Scheffrahn et al., 2003b: 33–38 • *Cryptotermes domesticus*; distribution. Trinidad: dubious record.
- Gathorne-Hardy, 2004: 115 • *Cryptotermes domesticus*; checklist; distribution. Indonesia: Sumatra; Malaysia: Mainland, Sarawak.
- Huang et al., 2004: 126–131 • *Cryptotermes domesticus*; swarming; temperature; humidity.
- Sornnuwat et al., 2004: 361 • *Cryptotermes domesticus*; checklist; distribution. Thailand.
- Qian et al., 2005: 118–126 • *Cryptotermes domesticus*; colony formation and development.

- Yamada et al., 2007: 3768–3777 • *Cryptotermes domesticus*; *nifH*; nitrogen fixation; symbiosis. Japan: Okinawa.
- Muller and Korb, 2008: 213–219 • *Cryptotermes domesticus*; soldiers; sex ratio; sexual dimorphism.
- Li et al., 2008: 472–473 • *Cryptotermes domesticus*; distribution. Taiwan: Lanyu Island [= Botel Tobago].
- Huang et al., 2011: 107–118 • *Cryptotermes domesticus*; phylogeny, mitochondrial cytochrome oxidase (CoII).

Calotermes (Cryptotermes) formosae Holmgren, 1912d: 119–120 (imago, soldier) [cited as “*Calotermes (Cryptotermes)* [sic] *formosae*”].

TYPE DATA: Syntypes: NHMW imago, soldier, AMNH imago, soldier, nymphs [specimens from Botel Tobago Island received from N. Holmgren labeled as “*Calotermes (Cryptotermes) obscurus* Type” are syntypes of *formosae* with a MS name; same locality and date of collection].

TYPE LOCALITY: Formosa (Taiwan): Botel Tobago (now Lan Yü).

- Holmgren, 1911a: 55 • *Calotermes (Cryptotermes) Formosae*; listed as n. sp. nomen nudum. “Asia.”
- Holmgren, 1911d: 550 • *Calotermes (Cryptotermes) formosae*; nomen nudum.
- Hozawa, 1912: 496 • *Calotermes (Cryptotermes) formosae*; synonymized with *kotoensis* [*kotoensis* listed under *formosae* instead of reverse].
- Holmgren, 1913c: 47, fig. 5, pl. 1: fig. 17 • *Calotermes (Cryptotermes) Formosae*; imago, soldier, worker described; soldier figured; key; distribution. Taiwan: Botel Tobago.
- Oshima, 1913a: 274 • *Calotermes (Cryptotermes) formosae*; synonymized with *kotoensis*.
- Snyder, 1949a: 41 • *Cryptotermes formosae*; synonymized with *domesticus*.

Calotermes kotoensis Oshima, 1912: 56–58 (imago, soldier), pl. 2: figs. 3, 4, 17, 18.

TYPE DATA: Syntypes (depository unknown): imago, soldier [Oshima, 1913: 274, mentions the type being deposited in the Institute of Science, Government of Formosa; investigators have been unable to trace the institute or the specimens], AMNH imagoes, soldiers, nymphs [possibly from the the type colony with the same date and locality; also same date and locality as AMNH types of *C. formosae*. The two species may have been described from the same collection of material].

TYPE LOCALITY: Formosa (Taiwan): Botel Tobago Island (Kotosho, now known as Lan Yü), 40 miles E of Taiwan.

- Nawa, 1912c: 440, pl. 23 • *Calotermes kotoensis*; synonymy; imago, soldier figured.
- Oshima, 1913b: 274, 275, fig. 1 • *Calotermes (Cryptotermes) kotoensis* [in fig. 1 misprinted as *Coptotermes kotoensis*]; distribution; Taiwan.
- Oshima, 1914c: 4, 6, pl. 2: figs. 10–11 • *Calotermes (Cryptotermes) kotoensis*; comparisons; soldier figured. Japan.
- Hozawa, 1915: 11, 51–61, figs. 11–13, pl. 2: figs. 9, 10 • *Calotermes (Cryptotermes) kotoensis*; imago, soldier described and figured; synonymy. Bonin Islands; Japan; Taiwan.
- Light, 1924: 59 • *Cryptotermes kotoensis*; comparisons.
- Hozawa, 1932: 2008 • *Calotermes kotoensis*; imago, soldier described and figured.
- Hill, 1942: 70 • *Cryptotermes kotoensis*; as possible synonym of *domesticus*.
- Snyder, 1949a: 41 • *Cryptotermes kotoensis*; synonymized with *domesticus*.
- Ikehara, 1963: 10, 11, 12, fig. 2 • *Kalotermes (Cryptotermes) kotoensis*; distribution. Japan: Ryukyu Islands.
- Ikehara, 1966: 62–63, 72, 81–170 • *Kalotermes kotoensis*; synonymy; biogeography; dispersal; biology; distribution. Japan: Ryukyu Islands.

Calotermes (Cryptotermes) ogasawaraensis Oshima, 1913a: 274–275 (imago, soldier), fig. 2 [in fig. 2 misprinted as *Coptotermes ogasawarensis*].

TYPE DATA: Syntypes (depository unknown): imago, soldier [Oshima was affiliated with the Institute of Science, Government of Formosa, but investigators have been unable to trace the institute or the specimens].

TYPE LOCALITY: Japanese Archipelago: Ogasawarajima or Bonin Islands.

- Oshima, 1914c: 1, 5–6, pl. 1: fig. 2, pl. 2: figs. 12, 13 • *Calotermes (Cryptotermes) ogasawaraensis*; soldier described and figured. Japan.
- Oshima, 1914b: 291–292, fig. 3 • *Calotermes (Cryptotermes) ogasawarensis* [sic]; erroneously as n. sp.; imago, soldier described and figured. Japan.
- Light, 1924: 59 • *Cryptotermes ogasawaraensis*; comparisons.
- Hozawa, 1915: 52 • *Calotermes (Cryptotermes) ogasawaraensis*; synonymized with *kotoensis* [in turn synonymized with *domesticus* by Snyder, 1949a].
- Snyder, 1949a: 41 • *Cryptotermes ogasawaraensis*; synonymized with *domesticus*.

Calotermes (Cryptotermes) dentatus Oshima, 1914c: 2–5 (imago, soldier), pl. 1: fig. 1, pl. 2: figs. 8–9.

TYPE DATA: Syntypes (depository unknown): imago, soldier [Oshima was affiliated with the Institute of Science, Government of Formosa, but investigators have been unable to trace the institute or the specimens].

TYPE LOCALITY: Formosa [Taiwan]: Taihoku [Taipei].

- Oshima, 1914b: 289–291, fig. 1 • *Calotermes (Cryptotermes) dentatus*; erroneously as n. sp.; imago, soldier described and figured. Japan; Taiwan.
- Snyder, 1949a: 41 • *Cryptotermes dentatus*; synonymized with *domesticus*.

Cryptotermes campbelli Light, 1924: 57–60 (imago, soldier).

TYPE DATA: Lectotype: AMNH soldier. Paralectotypes: AMNH soldiers, nymphs.

LECTOTYPE DESIGNATION: Bacchus, 1987: 51–52 [inadvertent selection by inference of “holotype” (ICZN, 1999, art. 74.6)].

TYPE LOCALITY: China: Hainan Island: Kachek.

- Light, 1931a: 586, 588 • *Cryptotermes campbelli*; male dealate imago described; remarks on synonymy. China: Hainan.
- Snyder, 1931a: 549 • *Kalotermes (Cryptotermes) campbelli*; locality. China.
- Wu, 1935: 217 • *Cryptotermes campbelli*; catalog; reference list. China.
- Hill, 1942: 70 • *Cryptotermes campbelli*; possible synonym of *domesticus*.
- Snyder, 1949a: 41 • *Cryptotermes campbelli*; synonymized with *domesticus*.

Cryptotermes hermsi Kirby, 1925: 437–441 (imago, soldier), figs. 1–12.

TYPE DATA: Holotype: USNM imago [Kirby, 1925 selected a single adult male as the “type” and the remaining specimens, imagoes and soldiers, as “cotypes.” Chhotani, 1970 refers to the male adult as the “holotype” and the cotypes as “paratypes.” Bacchus, 1987 incorrectly states that the holotype is a soldier]. Paratypes: AMNH imagoes, soldiers, nymphs, CAS imago, soldier, UCB imago, soldier.

TYPE LOCALITY: Central Pacific: Fanning Island.

- Light, 1932a: 74, 83, pl. 3: fig. 1 • *Kalotermes (Cryptotermes) hermsi*; forewing figured; discussion; locality. Marquesas Islands.
- Light, 1932c: 171, 172, 176 • *Kalotermes (Cryptotermes) hermsi*; key; host plant; locality. Marquesas Islands.

- Light and Zimmerman, 1936: 11, 12 • *Kaloterme*s (*Cryptoterme*s) *hermsi*; distribution. Austral Islands; Fanning Island; Flint Island; Marquesas Islands; Oeno Island; Society Island.
- Kirby, 1941: 57 • *Cryptoterme*s *hermsi*; protozoa.
- Kirby, 1942b: 190 • *Cryptoterme*s *hermsi*; protozoa.
- Hill, 1942: 70 • *Cryptoterme*s *hermsi*; synonymized with *buxtoni* [in turn synonymized with *domesticus* by Snyder, 1949a].
- Light, 1946: 9 • *Cryptoterme*s *hermsi*; locality. Guam.
- Snyder, 1949a: 41 • *Cryptoterme*s *hermsi*; synonymized with *domesticus*.

*Caloterme*s (*Cryptoterme*s) *buxtoni* Hill, 1926e: 298–299 (imago, soldier).

TYPE DATA: Lectotype: AMNH soldier [Hill, 1926 did not designate any types in his original description, based on a single soldier and several imagoes. However, a single soldier specimen, labeled in Hill's handwriting as "holotype" is present in the AMNH collection. Bacchus, 1987 cited this single soldier as the "holotype"]. Paralectotypes: AMNH imagoes, nymphs, BMNH imago, soldier.

LECTOTYPE DESIGNATION: Bacchus, 1987: 50 [inadvertent selection by inference of "holotype" (ICZN, 1999, art. 74.6)].

TYPE LOCALITY: Samoan Islands: Upolu Island: Apia.

- Hill, 1927b: 9–13, figs. 10–14 • *Caloterme*s (*Cryptoterme*s) *buxtoni*; imago, soldier described and figured; locality. Samoa.
- Hill, 1933b: 44 • *Caloterme*s (*Cryptoterme*s) *buxtoni*; remarks about synonymy; locality. Samoa.
- Lever, 1939a: 18 • *Cryptoterme*s (*Kaloterme*s) *buxtoni*; locality. Fiji.
- Lever, 1939d: 87 • *Cryptoterme*s *buxtoni*; locality. Fiji.
- Ratcliffe et al., 1952: 68 • *Caloterme*s (*Cryptoterme*s) *buxtoni*; distribution.
- Hill, 1942: 7, 11, 70–72, fig. 29 • *Caloterme*s (*Cryptoterme*s) *buxtoni*; imago, soldier described and figured; synonymy; as possible synonym of *domesticus*; distribution; biology. Austral Islands; Fanning Island; Fiji Islands; Flint Island; Guam; Marianas Islands; Marquesas Islands; Oeno Island; Papua New Guinea; Samoa; Society Islands; Solomon Islands; Thursday Island.
- Snyder, 1949a: 41 • *Cryptoterme*s *buxtoni*; synonymized with *domesticus*.

*Kaloterme*s (*Cryptoterme*s) *breviarticulatus* Snyder, 1926b: 11–12 (imago, soldier).

TYPE DATA: Holotype: USNM No. 28765 soldier. Paratypes: AMNH imago, soldier [incorrectly labeled as "cotype" from type colony].

TYPE LOCALITY: Panama: Taboga Island.

- Kirby, 1941: 57 • *Cryptoterme*s *breviarticulatus*; protozoa.
- Kirby, 1942b: 206 • *Cryptoterme*s *breviarticulatus*; protozoa.
- Snyder, 1949a: 39 • *Cryptoterme*s *breviarticulatus*; catalog; reference list; synonymy; listed as valid.
- Araujo, 1970d: 540 • *Kaloterme*s (*Cryptoterme*s) *breviarticulatus*; synonymized with *domesticus*.

*Caloterme*s (*Cryptoterme*s) *gulosus* Hill, 1927a: 11–13 (imago, soldier), pls. 1, 5, 8.

TYPE DATA: Lectotype: AMNH soldier [Hill, 1927a mentions the "types"—imago, soldier and workers—as being deposited in the NMV. Specimens of the imago, soldier and workers, labeled by Hill as "holotype soldier" and "morphotype imago" are present in the AMNH]. Paralectotypes: NMV imago, soldier, worker, AMNH imagoes.

LECTOTYPE DESIGNATION: Chhotani, 1970: 33 [inadvertent selection by inference of "holotype" (ICZN, 1999, art. 74.6)].

TYPE LOCALITY: New Guinea: Papua: 30 miles southeast of Port Moresby.

- Hill, 1927b: 12 • *Calotermes (Cryptotermes) gulosus*; compared with *buxtoni* [first reference for *gulosus*, as this publication (May 28) precedes Hill, 1927a (June)].
- Hill, 1933b: 45 • *Calotermes (Cryptotermes) gulosus*; possible synonym of *buxtoni*.
- Hill, 1942: 70 • *Cryptotermes gulosus*; synonymized with *buxtoni* [in turn synonymized with *domesticus* by Snyder, 1949a].
- Snyder, 1949a: 41 • *Cryptotermes gulosus*; synonymized with *domesticus*.

Calotermes (Cryptotermes) repentinus Hill, 1927a: 13–15 (imago), pl. 1: fig. 13.

TYPE DATA: Holotype: AMNH imago [Hill based his description on two imago specimens, stating in his paper “Type in NMV.” One of these specimens, labeled “Type” was later donated by Hill to the AMNH]. Paratype (depository unknown): imago (Chhotani, 1970 stated that the specimen was not in NMV).

TYPE LOCALITY: New Britain: Rabaul.

- Hill, 1927b: 13 • *Calotermes (Cryptotermes) repentinus*; nomen nudum; compared with *buxtoni*.
- Hill, 1933b: 45 • *Calotermes (Cryptotermes) repentinus*; possible synonym of *buxtoni*.
- Hill, 1942: 70 • *Cryptotermes repentinus*; synonymized with *buxtoni* [in turn synonymized with *domesticus* by Snyder, 1949a].
- Snyder, 1949a: 41 • *Cryptotermes repentinus*; synonymized with *domesticus*.

Calotermes (Cryptotermes) torresi Hill, 1927b: 12 (imago, soldier) [No formal description was given by Hill, but he mentions the name *torresi* Hill (MS), from Thursday Island, and a few characters of the imago and soldier caste in comparing it with *buxtoni*. This is the only reference to the description of the species. Snyder, 1949a, Araujo, 1977c, and Constantino, 1998b incorrectly include this species as a synonym of *dudleyi*].

TYPE DATA: Syntypes (depository unknown): imagoes, soldiers.

TYPE LOCALITY: Thursday Island.

- Hill, 1933b: 45 • *Cryptotermes torresi*; synonymized with *C. buxtoni*.
- Snyder, 1949a: 41 • *Cryptotermes torresi* [also treated as a synonym of *dudleyi* by Araujo, 1977c and Constantino, 1998b, while Emerson in his card catalog treats it as a synonym of *domesticus*].

Calotermes (Cryptotermes) lignarius Jepson, 1931: 592 [**nomen nudum**; cited as Kemner MS name by Pinto, 1941, Snyder, 1949a, and Araujo, 1977c].

- Pinto, 1941: 85 • *Cryptotermes lignarius*; distribution. Sri Lanka.
- Snyder, 1949a: 345 • *Cryptotermes lignarius*; catalog; placed in not identified to species.

Calotermes (Cryptotermes) tectus Jepson, 1931: 592 [**nomen nudum**; cited as Kemner MS name by Pinto, 1941, Snyder, 1949a, and Araujo, 1977c].

- Pinto, 1941: 85 • *Cryptotermes tectus*; distribution. Sri Lanka.
- Snyder, 1949a: 345 • *Cryptotermes tectus*; catalog; placed in not identified to species.

🌐🌐🌐 DISTRIBUTION: Australian Region—Australia: Northern Territory (N coastal), Queensland (N Gulf, NE coast, NE coastal). ♦ Ethiopian Region—Tromelin Island, near Madagascar: introduced. ♦ Nearctic Region—Canada: intercepted. ♦ Neotropical Region—Panama; Trinidad. ♦ Oriental Region—China: Fujian, Guangdong, Guangxi, Hainan, Yunnan; India: Kerala: Trivandrum; Indonesia: Java, Kalimantan, Sulawesi, Sumatra, Krakatau; Malaysia: Mainland, Sarawak; Japan: Okinawa, Ryukyu Islands; Bonin Islands [= Ogasawara-Gunto]; Singapore; Sri Lanka; Taiwan; Thailand; Vietnam. ♦ Papuan Region—Austral Islands; Cook Islands; Fanning Island; Fiji; Guam; Marianas Islands; Marquesas Islands; New Britain; Papua New Guinea; Samoa; Society Islands; Solomon Islands; Thursday Island.

***Cryptotermes dudleyi* Banks, 1918**

***Cryptotermes dudleyi* Banks, 1918:** 660–661 (imago, soldier), pl. 51. fig. 3 [Banks, 1918 cited the types as “Type in Mus. Comp. Zool.; paratypes in Amer. Mus. Nat. Hist.,” but no single specimen was labeled as type. Since he did not designate a single specimen among those he called “Type,” all of Banks’ “Type” specimens are syntypes. Constantino, 1998b referred to the MCZ specimens as “Syntypes?”; Watson et al., 1998 cited “holotype MCZ soldier” but listed it as “apparently lost” and based its status on Banks’ 1918 misleading statement. Chhotani, 1970 cited the “holotype” as not traceable in MCZ, which may qualify as a designation of lectotype by inference of holotype (ICZN, 1999, art. 74.6)].

TYPE DATA: Syntypes: AMNH imagoes, soldiers, MCZ No. 10091 imagoes, soldiers [Banks in his original description mentions the “type” in MCZ and “paratypes” in AMNH. The type lot at MCZ was, according to Chhotani, 1970: 40 and Bacchus, 1987, not traceable, and apparently lost. However, it is listed in the internet list of types in MCZ and is apparently extant], FRI soldier.

TYPE LOCALITY: Central America: Panama.

- Snyder, 1925j: 179 • *Cryptotermes dudleyi*; remarks.
- Snyder, 1926a: 27 • *Cryptotermes dudleyi*; locality. Costa Rica.
- Snyder, 1934b: 97 • *Kalotermes (Cryptotermes) dudleyi*; locality; new combination. Costa Rica.
- Emerson, 1936: 411 • *Kalotermes (Cryptotermes) dudleyi*; distribution; introduction into Panama.
- Hare, 1937: 467, pl. 7: fig. 14 • *Kalotermes (Cryptotermes) dudleyi*; imago/worker, soldier mandibles measurements and figure.
- Light, 1937b: 15, 16, 17 • *Cryptotermes (Planocryptotermes) dudleyi*; synonymy; distribution. Sri Lanka.
- Adamson, 1940a: 12, 13 • *Cryptotermes dudleyi*; listed; distribution. Trinidad.
- Kirby, 1941: 33, 57 • *Cryptotermes dudleyi*; protozoa; *Cryptotermes* sp.; protozoa; *Cryptotermes* n. sp.; protozoa.
- Kirby, 1942b: 182, 191 • *Cryptotermes dudleyi*; protozoa; *Cryptotermes* sp.; protozoa.
- Cherian and Margabandhu, 1944: 80–81 • *Cryptotermes* “new species”; soldier described; distribution. India.
- Moutia and Mamet, 1946: 467 • *Kalotermes (Cryptotermes) havilandi* subsp. *parasitica* [sic] [misidentification]; distribution. Mauritius.
- Snyder, 1949a: 41, 42 • *Cryptotermes dudleyi*; catalog; reference list; synonymy. Australia; Colombia; Costa Rica; Indonesia: Sumatra, Java; New Guinea; Panama; Philippines; Sri Lanka; Thursday Island.
- Harris, 1950: 52, figs. C, D • *Cryptotermes dudleyi*; soldier figured; distribution.
- Harris, 1951a: 25 • *Cryptotermes dudleyi*; locality. Tanzania.
- Ahmad, 1952: 71 • *Cryptotermes dudleyi*; distribution. Bangladesh.
- Roonwal and Pant, 1953: 42 • *Cryptotermes dudleyi*; collection catalog. India.
- Emerson, 1955: 492 • *Cryptotermes dudleyi*; remarks.
- Chaudhry, 1955: 40 • *Cryptotermes dudleyi*; damage; distribution. Bangladesh.
- Roonwal and Sen-Sarma, 1956: 3, 4 • *Cryptotermes dudleyi*; imago measurements; remarks; locality. India.
- Snyder, 1956b: 190, 195 • *Cryptotermes dudleyi*; distribution. Trinidad.
- Sen-Sarma and Mathur, 1957: 399 • *Cryptotermes dudleyi*; distribution. India.
- Ahmad, 1958: 54, 55 • *Cryptotermes dudleyi*; key.
- Kalshoven, 1960b: 265, 267, 269 • *Cryptotermes dudleyi*; biology; locality. Indonesia: Java, Kalimantan.
- Krishna, 1961: 382, 392, 394, 395, 397, 398 • *Cryptotermes dudleyi*; listed; protozoa.
- Harris, 1961a: 46, 63, 139, 143, 155, 158 ff., pls. 38, 46 • *Cryptotermes dudleyi*; damage; distribution.

- Snyder and Francia, 1962: 63, 65, 67, 72 • *Cryptotermes dudleyi*; key; distribution; biology. Philippines.
- Mathur and Thapa, 1962a: 8 • *Cryptotermes dudleyi*; collection catalog. India; Panama; Sri Lanka.
- Ranaweera, 1962: 89, 90, 101, 102, fig. 4 • *Cryptotermes dudleyi*; key; soldier figured; distribution. Sri Lanka.
- Ahmad, 1965: 16 • *Cryptotermes dudleyi*; comparisons.
- Roonwal and Maiti, 1966: 71, 78–79 • *Cryptotermes dudleyi*; synonymy; soldier described; distribution. Indonesia: Java, Sumatra; Middle and South America; Southeast Asia; Australia, etc.
- Gay, 1967: 10, 11, 21, 22, 23, 37, 54, fig. 7 • *Cryptotermes dudleyi*; imago, soldier described and figured; distribution. Ceylon to Philippines; introduced/intercepted: Australia: Darwin, Thursday Island; Bangladesh; Cocos Islands; Costa Rica; India; Kenya; Madagascar; Marshall Islands; Mauritius; Panama; Somalia; Tanzania; Trinidad; Uganda.
- Chatterjee and Thakur, 1968b: 560, 562 • *Cryptotermes dudley* [sic]; synonymy; soldier measurements; distribution. India; Indomalayan, Neotropical, Papuan Regions.
- Roonwal and Bose, 1970a: 118, 120–121 • *Cryptotermes dudleyi*; synonymy; key; soldier described; distribution.
- Araujo, 1970d: 532, 540 • *Cryptotermes dudleyi*; biology; distribution.
- Chhotani, 1970: 5, 34–42, 43, figs. 13, 14 • *Cryptotermes dudleyi* [part]; imago, soldier, pseudoworker described and figured; synonymy; distribution. Colombia; Costa Rica; India; Indonesia; Malaysia; Pakistan; Panama; Papua New Guinea; Philippines; Sri Lanka; Tanganyika; Trinidad and Tobago; Zanzibar.
- Roonwal, 1970b: fig. 12c • *Cryptotermes dudleyi*; soldier postmentum figured.
- Bouillon and Mathot, 1971: 7, table: no. 12 • *Cryptotermes dudleyi*; catalog; measurements; distribution. Kenya; Somalia; Uganda: introduced [in table incorrectly listed under *Bifiditermes*].
- Chaudhry et al., 1972: 7, 8, figs. 7, 8 • *Cryptotermes dudleyi*; synonymy; imago, soldier measurements, figures; ecology; biology; distribution. Bangladesh.
- Sen-Sarma, 1974: 451 • *Cryptotermes dudleyi*; ecology and biogeography. Africa; Asia; Australia; Caribbean Islands; Central America; India; Papua New Guinea; South America; Sri Lanka.
- Akhtar, 1975: 28–31, 191, figs. 13, 14 • *Cryptotermes dudleyi*; synonymy; imago, soldier described and figured; key; distribution. Bangladesh.
- Chhotani, 1975b: 119 • *Cryptotermes dudleyi*; distribution. “Distributed throughout tropics.”
- Morimoto, 1975c: 52, fig. 4 • *Cryptotermes dudleyi*; key; soldier figured; distribution.
- Sen-Sarma et al., 1975: 10, 19, 22, 46, 64 • *Cryptotermes dudleyi*; distribution and ecology; key. India; Indonesia; Panama.
- Chhotani, 1976b: 211–212 • *Cryptotermes dudleyi*; distribution. India.
- Araujo, 1977c: 13 • *Cryptotermes dudleyi*; catalog; synonymy. Australia; Bangladesh; Borneo; Brazil; Colombia; Costa Rica; India: Andaman Islands; Indonesia: Java, Sumatra; Madagascar; Marshall Islands; Mauritius; New Guinea; Panama; Philippines; Seychelles; Tanganika; Thursday Island: probably incorrect]; Trinidad.
- Roonwal and Rathore, 1978b: 221, 226, fig. 6 • *Cryptotermes dudleyi*; wing microsculpturing.
- Chhotani and Bose, 1979b: 18, fig. 1C • *Cryptotermes dudleyi*; nesting behavior and nests. India.
- Coaton and Sheasby, 1979: 2 • *Cryptotermes dudleyi*; distribution.
- Chhotani, 1980: 5, 24, fig. 6B • *Cryptotermes dudleyi*; soldier figured; key.
- Johnson and Wood, 1980: 279–293 • *Cryptotermes dudleyi*; checklist; ecology; distribution.
- Yu and Ping, 1980: 216, fig. 1 • *Cryptotermes dudleyi*; soldier described and figured. China: Hainan.
- Bose and Das, 1982: 197, 199 • *Cryptotermes dudleyi*; distribution; key. India.
- Gay and Watson, 1982: 15–17, figs. 37–42 • *Cryptotermes dudleyi*; key; imago, soldier described; soldier figured; biology; distribution. Australia; Cocos Islands; Cook Islands; Malaysia: Mainland, Sabah; Nauru; Philippines; Sri Lanka.
- Sen-Sarma, 1982: 142–146 • *Cryptotermes dudleyi*; damage. Oriental Region.
- Steward, 1982: 71–82 • *Cryptotermes dudleyi*; feeding; water balance; humidity preference.
- Fontes, 1983: 138 • *Cryptotermes dudleyi*; additions and corrections to Araujo’s catalog, 1977c.
- Chhotani and Bose, 1983: 127 • *Cryptotermes dudleyi*; distribution. Arabian Peninsula.
- He and Xia, 1983: 185 • *Cryptotermes dudleyi*; key.

- Maiti, 1983: 16, 20, 40–42, fig. 8 • *Cryptotermes dudleyi*; synonymy; key; imago, soldier described and figured; biology; distribution. India.
- Steward, 1983b: 135–144 • *Cryptotermes dudleyi*; feeding; water balance; humidity preference. Kenya.
- Steward, 1983a: 311–331 • *Cryptotermes dudleyi*; colony foundation; microclimate.
- Williams and Perez Morales, 1983: 219–234 • *Cryptotermes dudleyi*; group size; survival; feeding. Kenya.
- Thakur, 1984a: 497, 498, 499 • *Cryptotermes dudleyi*; imago, soldier measurements; damage; distribution. Indian region.
- Bose, 1984: 62, 64–66, figs. 49, 50 • *Cryptotermes dudleyi*; key; synonymy; measurements; imago, soldier figured; distribution; biology. India.
- Wanyonyi et al., 1984: 2 • *Cryptotermes dudleyi*; checklist; distribution. Tanzania.
- Ahmad, 1986: 17 • *Cryptotermes dudleyi*; distribution. Bangladesh.
- Gao and Lam, 1986: 81 • *Cryptotermes dudleyi*; checklist; distribution. China.
- Bacchus, 1987: 8, 9, 53–54, figs. 1, 2, 3, 22, 23, 58, 59, 102, 126 • *Cryptotermes dudleyi*; imago, soldier described and figured; key; biology; synonymy; localities. Chagos Archipelago; Cocos Islands; Gilbert Island; Indonesia: Java; Kenya; Madagascar; Malaya; Mauritius; Oman; Pakistan; Panama; Philippines; Seychelles; Sierra Leone; Solomon Islands; Somalia; Tanzania.
- Bose and Das, 1987: 103, 108 • *Cryptotermes dudleyi*; key; restricted synonymy; distribution. India; also Oriental, Australian, Papuan, Ethiopian and Neotropical Regions.
- Cowie, 1989a: 159, table 1 • *Cryptotermes dudleyi*; checklist; biogeography; distribution. Oman.
- Huang et al., 1989: 117, fig. 40 • *Cryptotermes dudleyi*; soldier described and figured; key. China.
- Roonwal and Chhotani, 1989: 93, 384–390, figs. 46c, 207–209 • *Cryptotermes dudleyi*; imago, soldier, pseudoworker described and figured; synonymy; key; biology and ecology. Bangladesh; India; Sri Lanka.
- Thakur, 1989b: 359 • *Cryptotermes dudleyi*; distribution. Bangladesh; India; Sri Lanka.
- Gao et al., 1992a: 37 • *Cryptotermes dudleyi*; checklist; distribution. China: Guangdong.
- Nickle and Collins, 1992: 209, 220, fig. 13.52 • *Cryptotermes dudleyi*; key; soldier figured; distribution. Panama.
- Tho, 1992: 45, 197, 204, fig. 11C • *Cryptotermes dudleyi*; soldier figured. Malaysia.
- Constantino and Canello, 1993: 402 • *Cryptotermes dudleyi*; distribution. Brazil: Amazonia: introduced.
- Maiti and Saha, 1993: 512, 515 • *Cryptotermes dudleyi*; key; distribution. India.
- Watson and Abbey, 1993b: 17, fig. 14 • *Cryptotermes dudleyi*; distribution map. Australia: quarantine interceptions.
- Maiti and Chakraborty, 1994: 7, 26–27 • *Cryptotermes dudleyi*; key; synonymy; imago, soldier measurements; distribution. Australia; Central and South America; India: Andaman Islands; Indonesia: Sumatra, Java; New Guinea; Philippines; Sri Lanka.
- Scheffrahn et al., 1994: 224, 230 • *Cryptotermes dudleyi*; distribution. Trinidad and Tobago.
- Gu et al., 1995: 648 • *Cryptotermes dudleyi*; checklist. China: Hainan.
- Kevan and Kevan, 1995: 228 • *Cryptotermes dudleyi*; distribution. India: Maldives Islands.
- Myles, 1995: 77–83 • *Cryptotermes dudleyi*; intercepted. Canada: Ontario.
- Constantino, 1998b: 144 • *Cryptotermes dudleyi*; catalog; synonymy. Indomalayan (introduced into Panama); Brazil; Colombia; Trinidad and Tobago.
- Fontes, 1998: 323 • *Cryptotermes dudleyi*; catalog; synonymy; distribution. Brazil; Canada: intercepted.
- Kevan and Vickery, 1998: 297 • *Cryptotermes dudleyi*; distribution. Kiribati; Marshall Islands.
- Su and Scheffrahn, 1998: 13 • *Cryptotermes dudleyi*; distribution. Guam.
- Watson et al., 1998: 174–175 • *Cryptotermes dudleyi*; catalog; synonymy; distribution; ecology. Australia; Papuan, Indomalayan, Malagasy, Ethiopian, Neotropical Regions; Indian and Pacific islands.
- Bordereau et al., 1999: 159–164 • *Cryptotermes dudleyi*; damage; distribution. Réunion.
- Scheffrahn and Křeček, 1999: 116, 143–147, figs. 46–48 • *Cryptotermes dudleyi*; imago, soldier described and figured; synonymy; distribution; key. Jamaica; Trinidad.

- Hua, 2000: 23 • *Cryptotermes dudleyi*; listed. Africa; Australia; Bangladesh; Central and South America; China: Hainan; Cocos Islands; India; Indonesia; Marshall Islands; Mauritius; New Guinea; Philippines; Sri Lanka.
- Huang et al., 2000: 172, 173, fig. 46 • *Cryptotermes dudleyi*; soldier described and figured; key. China.
- Ahmad and Akhtar, 2002: 10 • *Cryptotermes dudleyi*; catalog. Bangladesh; China; India; Indonesia: Java, Sumatra; Philippines; Sri Lanka.
- Constantino, 2002c: 356, table 1 • *Cryptotermes dudleyi*; checklist; damage; distribution. Brazil; Colombia; Trinidad: introduced.
- Engel and Krishna, 2002: 91–92 • *Cryptotermes dudleyi*; proposed conservation of the name *dudleyi*.
- Fontes and Milano, 2002: 107 • *Cryptotermes dudleyi*; damage in urban areas. Brazil.
- Milano and Fontes, 2002: 35 • *Cryptotermes dudleyi*; damage; distribution. Brazil.
- Scheffrahn et al., 2003b: 33–38 • *Cryptotermes dudleyi*; distribution. Huevos Island; Trinidad and Tobago.
- Acda, 2004b: 159–168 • *Cryptotermes dudleyi*; damage; distribution. Philippines.
- Gathorne-Hardy, 2004: 115 • *Cryptotermes dudleyi*; checklist; distribution. Indonesia: Java, Sumatra; Malaysia: Mainland.
- ICZN, 2004: 57–58 • *Cryptotermes dudleyi*; given precedence over *C. jacobsoni*; both names placed on the Official List of Specific Names in Zoology.
- Scheffrahn et al., 2005c: 550, table 1 • *Cryptotermes dudleyi*; checklist; distribution. Nicaragua.

Calotermes havilandi parasita Wasmann, 1910a: 120 (imago) [Wasmann, 1910 described *Calotermes havilandi* subsp. *parasita* from Europa Island and from Mauritius, based on the imago caste, without mentioning anything about the selection of a type specimen or type locality. In the Wasmann collection at NHMM, three winged specimens from Europa labeled “typus” and two specimens from Mauritius not labeled “typus” are present, according to Van Boven, 1969a: 38 and Dingemans-Bakel, in litt. The specimens from both localities, Europa and Mauritius, are part of the syntype series, even though the Mauritius specimens are not labeled as types, as they were originally mentioned in establishing the species (ICZN, 1999, art. 72.1.1, 72.4.1). An imago specimen from the Mauritius series of the original Wasmann material, later determined and labeled by Emerson as being identical to “*dudleyi*” in the AMNH (unpublished), was borrowed by Bacchus for his revision of *Cryptotermes*. Bacchus, 1987: 53–54 selected this specimen as the lectotype of *parasita* and declared it a junior synonym of *Cryptotermes dudleyi* Banks, without realizing that *parasita* Wasmann 1910 has priority over *dudleyi* Banks 1918. As the name *parasita* is tied to the selection of the lectotype, this action by Bacchus makes *parasita* the senior synonym of *dudleyi*. However, the name *Cryptotermes dudleyi* has been universally used in extensive biological, systematic, and pest control literature, and the species is an important pest widely distributed by man. A petition has been submitted to suppress *parasita* (Krishna and Engel, 2011, case no. 3547). The Europa paralectotype specimens of *C. havilandi parasita* were found to be a misidentification and are identified as *Cryptotermes havilandi* by Bacchus 1987: 1, and earlier by Chhotani 1970: 43].

TYPE DATA: Lectotype: AMNH imago. Paralectotypes: NHMM imagoes.

TYPE LOCALITY: Mauritius, restricted by selection of lectotype.

- Holmgren, 1911d: 549, 550 • *Calotermes havilandi* subsp. *parasita*; also cited as *parasitus*; listed; comments.
- Holmgren, 1911a: 55 • *Calotermes (Cryptotermes) parasita*; listed. Africa.
- Hegg, 1922: 95, 345, 682 • *Calotermes (Cryptotermes) parasitica* [sic]; biology; reference list; distribution.

- Sjöstedt, 1926d: 30 • *Cryptotermes parasita*; reference list; remarks; locality. Comoros Islands; Madagascar; Mauritius.
- Snyder, 1949a: 43 • *Cryptotermes havilandi parasita*; “Mauritius only” listed as a synonym of *C. pallidus*; *Cryptotermes parasitus*; treated as valid.
- Van Boven, 1969a: 38 • *Cryptotermes parasitus*; type listed. Europa Island [misidentification, see Bacchus 1987: 1].
- Chhotani, 1970: 43 • *Cryptotermes havilandi parasita*; synonymized with *havilandi*; distribution. Europa Island.
- Bacchus, 1987: 53 • *Calotermes havilandi parasita*; synonymized with *dudleyi*; earlier erroneously synonymized with *C. pallidus* (Voeltzkow [sic]) by Snyder, 1949a: 43; however, the action by Bacchus makes *parasita* the senior synonym of *dudleyi*.
- Eggleton and Davies, 2003: 657, table 8.26 • *Cryptotermes parasitus*; checklist; distribution. Madagascar and associated coastal Islands.

Calotermes (Cryptotermes) jacobsoni Holmgren, 1913c: 48 (imago) [Though the name *jacobsoni* Holmgren, 1913 has priority over *dudleyi* Banks, 1918, *Cryptotermes dudleyi* has been given precedence over *C. jacobsoni* (ICZN 2004 Opinion 2064 (Case 3181))].

TYPE DATA: Syntypes: NHRM imago, RMNH imago.

TYPE LOCALITY: Indonesia: Java: Gunung Gedeh.

- Holmgren, 1913e: 14 • *Calotermes (Cryptotermes) jacobsoni*; erroneously listed as n. sp.; imago described. Indonesia: Java.
- Holmgren, 1914: 235 • *Calotermes (Cryptotermes) jacobsoni*; locality. Indonesia: Sumatra.
- Kemner, 1934b: 7, 49 • *Cryptotermes (?Planocryptotermes) jacobsoni*; imago described. Indonesia: Java.
- Light, 1937b: 15, 16, 17 • *Cryptotermes jacobsoni*; synonymized with *dudleyi*.
- Chhotani, 1970: 2, 34–42, 43, figs. 13, 14 • *Cryptotermes jacobsoni*; note on status as senior synonym of *dudleyi*.
- Engel and Krishna, 2002: 91–92 • *Cryptotermes jacobsoni*; not to be given priority over *dudleyi*.

Planocryptotermes nocens Light, 1921b: 43–47 (imago, soldier), pl. 2: figs. 3, 4, pls. 5, 6.

TYPE DATA: Lectotype: AMNH soldier. Paralectotypes: AMNH imagoes, soldiers, pseudoworkers.

LECTOTYPE DESIGNATION: Bacchus, 1987: 53.

TYPE LOCALITY: Philippines: Manila.

- Light, 1930f: 19 • *Cryptotermes (Planocryptotermes) nocens*; synonymy. Philippines.
- Light, 1934f: 207 • *Cryptotermes (Planocryptotermes) nocens*; distribution. Philippines.
- Hill, 1942: 76–77, fig. 32 • *Calotermes (Cryptotermes) nocens*; imago, soldier described and figured; synonymy; distribution; biology. Australia; Papua New Guinea; Philippines.
- Ratcliffe et al., 1952: 68 • *Calotermes (Cryptotermes) nocens*; characters; distribution.
- Light, 1937b: 17 • *Cryptotermes nocens*; synonymized with *dudleyi*.

Cryptotermes thompsonae Snyder, 1922: 16–18 (imago, soldier), pl. 2: figs. 4–9.

TYPE DATA: Holotype: USNM No. 24569 imago. Paratypes: USNM imagoes, soldiers.

TYPE LOCALITY: Panama: Ancon, Canal Zone.

- Snyder and Zetek, 1924: 3, 6, pl. 3 • *Cryptotermes thompsonae*; locality; biology. Panama.
- Snyder, 1924j: 10, pl. 3: figs. 10, 11 • *Cryptotermes thompsonae*; bark damage, with pellets.
- Dietz and Snyder, 1924: 281, 284, pl. 8 • *Cryptotermes thompsonae*; locality; swarming; biology; damage figured. Panama.
- Snyder, 1925j: 179, 193 • *Cryptotermes thompsonae*; synonymized with *dudleyi*.

Cryptotermes (Planocryptotermes) primus Kemner, 1932c: 151–153 (imago, soldier), fig. 8 [Kemner, 1932 cited this species as *Planocryptotermes primus* in the figure caption. It is a homonym of *Cryptotermes primus* (Hill, 1921)].

TYPE DATA: Syntypes: ZMLU imagoes, soldiers.

TYPE LOCALITY: Sri Lanka.

- Ahmad, 1952: 71, fig. 11B • *Calotermes (Cryptotermes) primus*; characters; soldier figured; distribution.
- Light, 1937b: 17 • *Cryptotermes primus*; synonymized with *dudleyi*.

Cryptotermes (Planocryptotermes) javanicus Kemner, 1934b: 47–49 (imago, soldier), fig. 6.

TYPE DATA: Lectotype: AMNH soldier. Paralectotypes: AMNH imago, soldier, ZMLU imago, soldier.

LECTOTYPE DESIGNATION: Bacchus, 1987: 53.

TYPE LOCALITY: Indonesia: Java: Buitenzorg.

- Light, 1937b: 17 • *Cryptotermes javanicus*; synonymized with *dudleyi*.

Cryptotermes melloi Chhotani, 1970: 35 [**nomen nudum**; introduced in synonymy with *C. dudleyi* and incorrectly credited to Cherian and Margabandhu, 1944, but those authors only referred to it as “a new species of *Cryptotermes*” in their publication].

   DISTRIBUTION: Australian Region—Australia: New South Wales, Northern Territory. ♦ Ethiopian Region—Kenya; Madagascar; Mauritius; Somalia; Tanzania; Uganda. ♦ Nearctic Region—Canada: intercepted. ♦ Neotropical Region—Brazil; Colombia; Costa Rica: Cocos Island; Huevos Island; Jamaica; Nicaragua; Panama Canal Zone; Trinidad and Tobago. ♦ Oriental Region—Bangladesh; China; Cocos Islands; India: Andaman Islands, Daman, Goa, Kerala, Orissa, West Bengal; Indonesia: Java, Kalimantan, Sumatra; Malaysia: Mainland; Philippines; Sri Lanka. ♦ Palaearctic Region—Oman. ♦ Papuan Region—Fiji; Guam; Kiribati; Marshall Islands; Papua New Guinea; Samoa; Solomon Islands; Thursday Island.

Cryptotermes fatulus (Light, 1935)

Kalotermes (Cryptotermes) fatulus Light, 1935: 245–247 (imago, soldier), fig. 6, pl. 9: fig. 4 [*nom. nov.* for *Kalotermes (Cryptotermes) occidentalis* Light 1933, a junior homonym of *Calotermes rugosus occidentalis* Silvestri 1901].

- Light, 1930e: 178, 179 • *Cryptotermes* sp.; locality.
- Kirby, 1941: 57 • *Cryptotermes fatulus*; protozoa; new combination.
- Kirby, 1942b: 191 • *Cryptotermes fatulus*; protozoa.
- Snyder, 1949a: 42 • *Cryptotermes fatulus*; catalog; synonymy. Mexico: Maria Madre Island.
- Krishna, 1961: 382, 392, 394 • *Cryptotermes fatulus*; listed; protozoa.
- Linsley and Usinger, 1966: 126 • *Kalotermes (Cryptotermes) fatulus*; listed; distribution. Ecuador: Galápagos Islands: Albebarle, James.
- Nutting, 1970a: 1107 • *Cryptotermes fatulus*; colony size and composition. Mexico.
- Araujo, 1977c: 14 • *Cryptotermes fatulus*; catalog; synonymy. Ecuador: Galápagos Islands; Mexico.
- Bacchus, 1987: 8, 9, 55, figs. 26, 27, 66, 67, 110 • *Cryptotermes fatulus*; imago, soldier described and figured; key; localities. Ecuador; Mexico: Maria Madre Island.
- Nickle and Collins, 1990: 91, 96, 100, figs. 7D, F • *Cryptotermes fatulus*; key; soldier figured; characters; distribution. Mexico.

- Constantino, 1998b: 144 • *Cryptotermes fatulus*; catalog; synonymy. Ecuador: Galápagos Islands; Mexico.
- Fontes, 1998: 324 • *Cryptotermes fatulus*; catalog; distribution. Ecuador.
- Méndez-Montiel and Equihua-Martínez, 2001: 173–187 • *Cryptotermes fatulus*; checklist; diversity; distribution. Mexico.

Kalotermes (Cryptotermes) occidentalis Light, 1933: 103–104 (imago) [*Kalotermes (Cryptotermes) occidentalis* Light, 1933, a junior homonym of *Calotermes rugosus occidentalis* Silvestri 1901].

TYPE DATA: Syntypes: CAS imago [Light, 1933 did not designate a holotype in the original description; a pinned specimen labeled “Holotype” is technically a syntype], AMNH imagoes [incorrectly labeled “Paratypes”], [USNM imago incorrectly cited as “Holotype” by Constantino, 1998b; no specimen of *occidentalis* in USNM].

TYPE LOCALITY: Mexico: Maria Madre Island [Tres Marias Island].

- Light, 1934j: 338 • *Cryptotermes occidentalis*; distribution. Mexico.

🌐 DISTRIBUTION: Neotropical Region—Ecuador, Galápagos Islands; Mexico.

***Cryptotermes gearyi* (Hill, 1942)**

***Calotermes (Cryptotermes) gearyi* Hill, 1942: 83–84 (imago, soldier), figs. 36, 37.**

TYPE DATA: Holotype: ANIC No. 9031 soldier. Paratypes: ANIC No. 10 1667 imagoes, soldiers, nymphs, AMNH imagoes, soldiers, nymphs, NCIP imago, soldier.

TYPE LOCALITY: Australia: Queensland: Dalby.

- Snyder, 1949a: 42 • *Cryptotermes gearyi*; catalog; new combination. Australia.
- Ratcliffe et al., 1952: 71 • *Calotermes (Cryptotermes) gearyi*; characters; distribution.
- Krishna, 1961: 382 • *Cryptotermes gearyi*; listed.
- Ruelle, 1975b: 2 (+ pasted addendum) • *Cryptotermes gearyi*; types listed.
- Gay and Watson, 1982: 17–18, figs. 43–48 • *Cryptotermes gearyi*; key; imago, soldier described; soldier figured; biology; distribution. Australia.
- Bain and Jenkin, 1983: 368 • *Cryptotermes gearyi*; listed. New Zealand: interception.
- Watson and Gay, 1991: fig. 20.15C • *Cryptotermes gearyi*; soldier figured.
- Watson and Abbey, 1993b: 18, fig. 15 • *Cryptotermes gearyi*; distribution map.
- Watson et al., 1998: 175 • *Cryptotermes gearyi*; catalog; synonymy; distribution; ecology. Australia.

🌐 DISTRIBUTION: Australian Region—Australia: Queensland.

†***Cryptotermes glaesarius* Engel and Krishna, 2007**

†***Cryptotermes glaesarius* Engel and Krishna, 2007d: 269, 271 (imago), figs. 2, 6, table 1.**

TYPE DATA: Holotype: AMNH imago. Paratypes: AMNH DR-10–1503, 1534 imagoes.

TYPE LOCALITY: Dominican Republic, specific locality unknown.

- Engel et al., 2009: 23, 25, 26, figs. 3, 4 • *Cryptotermes glaesarius*; character-state coding; phylogeny; geological time.

🌐 DISTRIBUTION: Neotropical Region—Dominican Republic.

* FOSSIL RECORD: Cenozoic–Neogene: Miocene: Burdigalian.

Cryptotermes hainanensis Ping, 1987*Cryptotermes hainanensis* Ping, 1987: 117–119 (imago, soldier), figs. A–F.

TYPE DATA: Holotype: GIEC I. No. E 2955 soldier, morphotype imago. Paratypes: GIEC imagoes, soldiers, nymphs.

TYPE LOCALITY: China: Hainan Island: Ya County [18°N, 109°E].

- Huang et al., 1989: 120–121, fig. 44 • *Cryptotermes hainanensis*; imago, soldier described and figured; key. China: Hainan.
- Gao et al., 1992a: 37 • *Cryptotermes hainanensis*; checklist; distribution. China: Guangdong.
- Gu et al., 1995: 648 • *Cryptotermes hainanensis*; checklist. China: Hainan.
- Hua, 2000: 23 • *Cryptotermes hainanensis*; listed. China: Hainan.
- Huang et al., 2000: 173–174, fig. 47 • *Cryptotermes hainanensis*; imago, soldier described; soldier figured; key. China.
- Ahmad and Akhtar, 2002: 10 • *Cryptotermes hainanensis*; catalog. China.

🌐 DISTRIBUTION: Oriental Region—China: Hainan.

Cryptotermes havilandi (Sjöstedt, 1900)

Calotermes havilandi Sjöstedt, 1900a: 43–45 (imago), pl. 1: figs. C1–C3 [*nom. nov.* for *Calotermes domesticus* Sjöstedt, 1898c non *Calotermes domesticus* Haviland, 1898. Haviland and Sharp in 1896 cited a species “*Calotermes domesticus* [n. sp.]” from Singapore but gave only a lengthy account of raising specimens of the said species in captivity in England, without citing any morphological or other characters, which, according to the ICZN, 1999, art. 12 constitutes a nomen nudum. Sjöstedt in 1898 (January 19) described a new, taxonomically distinct, species, *Calotermes domesticus* Sjöstedt, 1898c, from Fernando Pó Island, Equatorial Guinea and Boma, Cameroon. Haviland, 1898 (April 1) published a formal description of his *Calotermes domesticus* from Singapore and Sarawak. Sjöstedt, in 1900, not realizing that Haviland’s 1896 use of *domesticus* was a nomen nudum, changed the name *Calotermes domesticus* Sjöstedt, 1898 to *Calotermes havilandi* Sjöstedt 1900, on the basis that the name *domesticus* had been preoccupied. He thus created an unnecessary nomen novum and made *C. havilandi* Sjöstedt, 1900 a synonym of *C. domesticus* Sjöstedt, 1898. According to the principles of priority, *Calotermes domesticus* Sjöstedt, 1898 (January 19) should have precedence over the junior homonym *Calotermes domesticus* Haviland, 1898 (April 1). However, these are two economically important species have been introduced all over the world and cited extensively in the literature for over 50 years as *Calotermes domesticus* Haviland (now = *Cryptotermes domesticus*) and *Calotermes havilandi* Sjöstedt (now = *Cryptotermes havilandi*). Therefore, since the usage of the prevailing names meets both conditions under ICZN, 1999, art. 23.9.1 (*C. domesticus* Sjöstedt, 1898 has not been used since 1899, and *C. domesticus* Haviland has been used in over 25 publications in the past 50 years), *Calotermes domesticus* Sjöstedt, 1898 must be treated as a **nomen oblitum** and *Calotermes domesticus* Haviland, 1898 as a **nomen protectum**, thus allowing *domesticus* Haviland, 1898 and *havilandi* Sjöstedt, 1900 to remain the valid names for these two species].

- Sjöstedt, 1904: 9, 18, 111, 113, 119 • *Calotermes Havilandi*; key; distribution.
- Desneux, 1904b: 23 • *Calotermes Havilandi*; reference list. Cameroon; Congo-Zaire.
- Wasmann, 1910a: 120 • *Calotermes Havilandi*; listed. Comoren [sic] Islands.

- Holmgren, 1911d: 549, 550 • *Calotermes (Cryptotermes) havilandi*; listed.
- Holmgren, 1911a: 55 • *Calotermes (Cryptotermes) Havilandi*; listed. Africa.
- Sjöstedt, 1914a: 6 • *Calotermes Havilandi*; imago described; locality. Madagascar.
- Silvestri, 1914a: 6–7, fig. 1 • *Cryptotermes Havilandi*; soldier described and figured; new combination. Ghana; Nigeria.
- Fuller, 1921: 30, 31 • *Cryptotermes havilandi*; comparisons.
- Hegg, 1922: 76, 208, 345, 603, 604, 682 • *Calotermes (Cryptotermes) havilandi*; biology; reference list; distribution.
- Sjöstedt, 1926d: 28, 29, figs. N1–N4: major soldier • *Cryptotermes Havilandi*; reference list; biology; locality. Cameroon; Congo-Zaire; Fernando Pó; Ghana; Kenya; Nigeria.
- Adamson, 1940a: 13 • *Cryptotermes* sp.; locality. Trinidad and Tobago.
- Harris, 1941: 202 • *Cryptotermes havilandi*; distribution.
- Kirby, 1941: 39, 67 • *Cryptotermes havilandi*; protozoa; *Cryptotermes* sp. T-1086, T-4459; protozoa.
- Kirby, 1942b: 206 • *Cryptotermes havilandi*; protozoa; *Cryptotermes* sp. T-1086. protozoa.
- Coaton, 1948b: 1 • *Cryptotermes havilandi*; remarks.
- Cachan, 1949: 214 • *Cryptotermes parasita*; [misidentification; specimen from Comores: Anjouan = *havilandi*; also see under *kirbyi*].
- Snyder, 1949a: 42 • *Cryptotermes havilandi*; catalog; reference list; synonymy. Cameroon; Comoros Islands; Congo-Zaire; East Africa; Fernando Pó; Ghana; Ivory Coast; Madagascar; Nigeria; Senegal; West Indies: introduced.
- Coaton, 1950: 4, 12–17, fig. 2 • *Cryptotermes havilandi*; synonymy; imago, soldier described and figured; key; biology; distribution. Cameroon; Congo-Zaire; Fernando Pó; Ghana; Kenya; Nigeria; South Africa.
- Harris, 1950: 52, fig. B • *Cryptotermes havilandi*; soldier figured; distribution.
- Harris, 1951a: 25 • *Cryptotermes havilandi*; locality; damage. Tanzania.
- Emerson, 1955: 487 • *Cryptotermes havilandi*; remarks.
- Coaton, 1955: 124–127 • *Cryptotermes havilandi*; synonymy; soldier measurements; distribution. Cameroon; Comoros Islands; Congo-Zaire; Fernando Pó; Ghana; Ivory Coast; Madagascar; Nigeria; Senegal; South Africa; Tanzania; introduced into West Indies: Trinidad and Tobago.
- Kemp, 1955: 114, 116, 123 • *Cryptotermes havilandi*; ecology; distribution based on vegetation zones. Tanzania.
- Moszkowski, 1955: 15–41, figs. 1–3 • *Cryptotermes havilandi*; synonymy; imago, soldier described and figured; ecology; distribution. Brazil; Cameroon; Congo-Zaire; Europa Island; Fernando Pó; Ghana; Guyana; Ivory Coast; Kenya; Madagascar; Nigeria; South Africa; Suriname; Swaziland; Tanzania; Trinidad and Tobago [India record = *bengalensis*].
- Weidner, 1955e: 249 • *Cryptotermes havilandi*; listed.
- Snyder, 1956b: 190, 192, 198, 199 • *Cryptotermes havilandi*; key; distribution. Barbados.
- Ahmad, 1958: 54, 56 • *Cryptotermes havilandi* [part]; key.
- Araujo, 1958a: 192 • *Cryptotermes havilandi*; distribution.
- Noirot, 1958b: 157 • *Cryptotermes havilandi*; remarks.
- Van Dinther, 1960: 23, fig. 5C • *Cryptotermes havilandi*; soldier figured; damage; distribution. Suriname.
- Krishna, 1961: 382, 391, 393, 394, 395, 397, 398 • *Cryptotermes havilandi*; listed; protozoa.
- Harris, 1961a: 63, 155, 159–162, fig. 14, pl. 1 • *Cryptotermes havilandi*; soldier, colony figured; damage; distribution.
- Gonçalves and Silva, 1962: 194 • *Cryptotermes havilandi*; checklist; biology; locality. Brazil.
- Mathur and Thapa, 1962a: 8 • *Cryptotermes havilandi*; collection catalog. Kenya.
- Wilkinson, 1962: 265–286 • *Cryptotermes havilandi*; dispersal and colony foundation; distribution. Nigeria.
- Bouillon and Mathot, 1965: 40, 78, 79, pl. 7: figs. 13a, 13b • *Cryptotermes havilandi*; catalog; soldier figured. Tanzania.
- Weidner, 1966a: 217 • *Cryptotermes havilandi*; “types” listed [not from type locality].

- Gay, 1967: 11, 22–24, 56–58, fig. 8 • *Cryptotermes havilandi*; imago, soldier described and figured; distribution. Brazil; Comoros Island; Europa Island; Fernando Pó; Guyana; Ivory Coast; Madagascar: introduced; Nigeria; Senegal; Suriname; Tobago; Trinidad [India and Bangladesh records = *bengalensis*].
- Van Boven, 1969a: 38 • *Cryptotermes parasitus*; types listed. Europa Island [misidentification; see Bacchus, 1987: 1].
- Araujo, 1970d: 532, 540 • *Cryptotermes havilandi*; biology; distribution.
- Bouillon, 1970: 233 • *Cryptotermes havilandi*; flight records. Tanzania.
- Chhotani, 1970: 42–54, figs. 15–20 • *Cryptotermes havilandi*; imago, soldier, pseudoworker described and figured; synonymy; distribution. Brazil; British Guiana; “Congo”; Fernando Pó; Gambia; Ivory Coast; Kenya; Madagascar; Mozambique; Nigeria; South Africa; Suriname.; Swaziland; Tanzania; Trinidad and Tobago [NOTE: Pakistan, India, and Sri Lanka records = *bengalensis*].
- Roonwal, 1970b: fig. 12e • *Cryptotermes havilandi*; soldier postmentum figured.
- Bouillon and Mathot, 1971: 7, table: no. 13 • *Cryptotermes havilandi*; catalog; measurements; distribution. East Africa; Tanzania.
- Coaton and Sheasby, 1972: 27, figs. 7C–D • *Cryptotermes havilandi*; soldier figured.
- Roy-Noël, 1972: 198, 269, tables 1, 3 • *Cryptotermes havilandi*; biology; ecology; swarming; distribution. Comores; Madagascar; Senegal; tropical Africa.
- Roy-Noël, 1974b: 526–609 • *Cryptotermes havilandi*; synonymy; biology; ecology; distribution. “Oriental Africa”; Cameroon; Comores [sic]; Fernando Pó; Ghana; Ivory Coast; Madagascar; Nigeria; Senegal; Tanzania; introduced into West Indies.
- Sen-Sarma, 1974: 451 • *Cryptotermes havilandi*; ecology and biogeography. India.
- Chhotani, 1975b: 119 • *Cryptotermes havilandi*; distribution. “Distributed throughout tropics.”
- Morimoto, 1975c: 52, fig. 5 • *Cryptotermes havilandi*; key; soldier figured; distribution.
- Sen-Sarma et al., 1975: 19, 64 • *Cryptotermes havillandi* [sic]; discussion of status.
- Araujo, 1977c: 14 • *Cryptotermes havilandi*; catalog; synonymy; *Kalotermes* (*Cryptotermes*) *bengalensis* considered as a synonym. Brazil; Congo-Zaire; Europa Island; Gambia; Guinea (Fernando Pó); Guyana; India: Andaman Islands; Ivory Coast; Madagascar; Mozambique; Nigeria; Sri Lanka; Suriname; Swaziland; Tanganika; Tobago; Trinidad; Zululand.
- Mathot, 1978: 54 • *Cryptotermes havilandi*; collection catalog; types listed.
- Bayode, 1979: 162 • *Cryptotermes havilandi*; distribution; habitat; damage. Nigeria.
- Coaton and Sheasby, 1979: 3, 5–11, fig. 1 • *Cryptotermes havilandi*; soldier figured; synonymy; ecology; biology; protozoa; distribution. Cameroon; Congo-Zaire; Equatorial Guinea; Fernando Pó; Gambia; Ghana; Ivory Coast; Kenya; Mozambique; Namibia; Nigeria; South Africa; Swaziland; Tanzania; Zimbabwe.
- Thakur, 1980a: 109–110, 112 • *Cryptotermes havilandi*; discussion; biology; ecology; distribution.
- Chhotani, 1980: 5, 24–25, fig. 6C • *Cryptotermes havilandi*; synonymy; imago, soldier described and figured; key; biology; host and pest status; distribution. Africa; Central and South America [NOTE: India and Bangladesh record = *bengalensis*].
- Johnson et al., 1980: 51 • *Cryptotermes havilandi*; checklist; biology; distribution. Nigeria.
- Medler, 1980: 54 • *Cryptotermes havilandi*; checklist. Nigeria.
- Steward, 1982: 71–82 • *Cryptotermes havilandi*; feeding; water balance; humidity preference.
- Fontes, 1983: 138 • *Cryptotermes havilandi*; additions and corrections to Araujo’s catalog, 1977c.
- Steward, 1983b: 135–144 • *Cryptotermes havilandi*; feeding; water balance; humidity preference. Ghana; Guyana.
- Steward, 1983a: 311–331 • *Cryptotermes havilandi*; colony foundation; microclimate.
- Williams and Perez Morales, 1983: 219–234 • *Cryptotermes havilandi*; group size; survival; feeding. Ghana.
- Bose, 1984: 62, 66–69, figs. 51, 52 • *Cryptotermes havilandi*; key; synonymy; measurements; imago, soldier figured; distribution; biology; remarks. India [NOTE: Reference list is for *havilandi*, but description and locality = *bengalensis*].

- Bose and Roy, 1984: 189 • *Cryptotermes havilandi*; distribution [Bangladesh record = *bengalensis*].
- Wanyonyi et al., 1984: 2 • *Cryptotermes havilandi*; checklist; distribution. Kenya; Tanzania; Uganda.
- Bacchus, 1987: 1, 8, 9, 53, 56–58, figs. 1, 2, 3, 28, 29, 60, 61, 109, 127 • *Cryptotermes havilandi*; imago, soldier described and figured; key; synonymy; biology; localities. Brazil; Cameroon; “Congo”; Fernando Pó Island; Gambia; Ghana; Guyana; Kenya; Madagascar; Mozambique; Nigeria; Senegal; Sierra Leone; South Africa; Swaziland; Tanzania; Trinidad; *Calotermes havilandi parasita*; Europa specimens = *havilandi*.
- Roonwal and Chhotani, 1989: fig. 46e • *Cryptotermes havilandi*; soldier postmentum figured.
- Darlington, 1992: 104–109 • *Cryptotermes havilandi*; distribution; ecology. Guadeloupe.
- Mitra and Maiti, 1992: 502 • *Cryptotermes havilandi*; checklist; biogeography. India: Nicobar Islands; Andaman Islands; Indian subregion [NOTE: India and Bangladesh record = *bengalensis*].
- Constantino and Canello, 1993: 402 • *Cryptotermes havilandi*; distribution. Brazil: Amazonia.
- Scheffrahn et al., 1994: 215, 219, 230 • *Cryptotermes havilandi*; distribution. Antigua; Barbados; Guadeloupe; Trinidad.
- Zhang et al., 1994b: 86 • *Cryptotermes havilandi*; wing microsculpturing.
- Constantino, 1998b: 144 • *Cryptotermes havilandi*; catalog; synonymy. Native of Africa, introduced into Brazil, Guianas, Lesser Antilles.
- Fontes, 1998: 324 • *Cryptotermes havilandi*; catalog; synonymy; distribution. Brazil.
- Scheffrahn and Křeček, 1999: 116, 147–150, figs. 49–51 • *Cryptotermes havilandi*; imago, soldier described and figured; synonymy; distribution; key. Trinidad and Tobago; Virgin Islands.
- Hua, 2000: 23 • *Cryptotermes havilandi*; listed. Central and South America; Comoros Islands; Europa Island; Madagascar [China, India, Sri Lanka records = *bengalensis*].
- Ahmad and Akhtar, 2002: 10 • *Cryptotermes havilandi*; catalog. [Bangladesh, China = *bengalensis*].
- Constantino, 2002c: 356, table 1 • *Cryptotermes havilandi*; checklist; damage; distribution. Brazil; Guianas: introduced.
- Fontes and Milano, 2002: 107 • *Cryptotermes havilandi*; damage in urban areas. Brazil.
- Milano and Fontes, 2002: 39 • *Cryptotermes havilandi*; damage in urban areas; distribution. Brazil.
- Eggleton and Davies, 2003: 657, table 8.26 • *Cryptotermes havilandi*; checklist; distribution. Madagascar and associated coastal Islands.
- Scheffrahn et al., 2003b: 33–38 • *Cryptotermes havilandi*; distribution. Trinidad and Tobago.
- Scheffrahn et al., 2003a: 185, 187–189, fig. 7 • *Cryptotermes havilandi*; soldier figured; keys to soldier and imago; distribution. St. Croix, St. Thomas.
- Ruelle and Deligne, 2004: 250 • *Cryptotermes havilandi*; distribution. Comoros Islands.
- Ndiaye and Han, 2006: 60 • *Cryptotermes havilandi*; checklist; pest; distribution. Senegal.

Calotermes domesticus Sjöstedt, 1898c: 212 (imago).

TYPE DATA: Lectotype: NHRM imago. Paralectotypes: AMNH imago, NHRM imagoes.

LECTOTYPE DESIGNATION: Chhotani, 1970: 53. Bacchus, 1987: 56, 57 [invalid lectotype designation, as Chhotani, 1970: 53 had already selected the lectotype].

TYPE LOCALITY: Equatorial Guinea: Fernando Pó (Bioko).

Calotermes lamanianus Sjöstedt, 1911c: 137–139 (imago, soldier).

TYPE DATA: Lectotype: NHRM soldier. Paralectotypes: AMNH soldier, nymphs.

LECTOTYPE DESIGNATION: Bacchus, 1987: 56.

TYPE LOCALITY: Congo-Zaire: Mukimbungu.

— Sjöstedt, 1911c: 137 • *Calotermes lamanianus*; listed.

— Hegh, 1922: 683 • *Calotermes lamanianus*; reference list; distribution.

- Sjöstedt, 1926d: 28, fig. 5, pl. 1: fig. N5, minor soldier only • *Cryptotermes lamanianus*; reference list; soldier characters; figure; biology; remarks; new combination; locality. Congo-Zaire; Senegal.
- Grassé, 1936: 270–272, fig. 1 • *Cryptotermes lamanianus*; soldier figured; remarks; biology; distribution. Ivory Coast; Senegal.
- Grassé, 1937a: 6, 8, figs. 1–3, 12, pl. 1: fig. 1 • *Cryptotermes lamanianus*; imago, soldier described; wings, imago mandibles, soldier, achrestogonime imago figured; biology; damage; distribution. Ivory Coast.
- Grassé, 1949: figs. 106B, C • *Cryptotermes lamanianus*; soldier figured.
- Snyder, 1949a: 42 • *Cryptotermes lamanianus*; synonymized with *havilandi*.
- Emerson, 1951: 157 • *Cryptotermes lamanianus*; remarks.
- Webb, 1961: fig. 3 • *Cryptotermes lamanianus*; soldier figured.

Cryptotermes senegalensis Silvestri, 1914a: 7–8 (soldier), fig. 2.

TYPE DATA: Lectotype: IEA soldier. Paralectotypes: AMNH soldier, nymphs.

LECTOTYPE DESIGNATION: Bacchus, 1987: 56.

TYPE LOCALITY: Senegal: Thiès.

- Fuller, 1921: 30 • *Cryptotermes senegalensis*; comparisons.
- Hegg, 1922: 682 • *Calotermes (Cryptotermes) senegalensis*; reference list; distribution.
- Grassé, 1937a: 8 • *Cryptotermes lamanianus* subsp. *senegalensis*; remarks; synonymy; measurements. Senegal.
- Snyder, 1949a: 42 • *Cryptotermes senegalensis*; synonymized with *havilandi*.
- Krishna, 1961: 382 • *Cryptotermes senegalensis*; listed as valid.
- Bouillon and Mathot, 1965: 39 • *Cryptotermes senegalensis*; catalog.
- Bouillon and Mathot, 1971: table: no. 16 • *Cryptotermes senegalensis*; measurements.
- Coaton and Sheasby, 1979: 2 • *Cryptotermes senegalensis*; distribution; listed as valid.
- Johnson et al., 1980: 51 • *Cryptotermes senegalensis*; checklist; biology; distribution. Nigeria.

🌐 DISTRIBUTION: Ethiopian Region—Cameroon; Comoros Islands; Congo-Brazzaville; Congo-Zaire; Equatorial Guinea; Europa Island; Fernando Pó; Gambia; Ghana; Ivory Coast; Kenya; Madagascar; Mozambique; Namibia; Nigeria; Senegal; Sierra Leone; South Africa; Swaziland; Tanzania; Zimbabwe. ♦ Neotropical Region—Antigua and Barbados; Brazil; Guadeloupe; Guyana; St. Kitts and Nevis Islands; St. Lucia; St. Vincent and the Grenadines; Suriname; Trinidad and Tobago; US Virgin Islands.

Cryptotermes hemicyclius Bacchus, 1987

Cryptotermes hemicyclius Bacchus, 1987: 58–59 (imago, soldier), figs. 31, 68, 69, 103.

TYPE DATA: Holotype: AMNH soldier. Paratypes: AMNH queen, soldiers, nymphs.

TYPE LOCALITY: Jamaica: Portland Ridge.

- Scheffrahn et al., 1994: 221, 230 • *Cryptotermes hemicyclius*; distribution. Jamaica.
- Constantino, 1998b: 144 • *Cryptotermes hemicyclius*; catalog. Jamaica.
- Fontes, 1998: 324 • *Cryptotermes hemicyclius*; catalog.
- Scheffrahn and Křeček, 1999: 116, 150, figs. 52–54 • *Cryptotermes hemicyclius*; imago, soldier described and figured; synonymy; distribution; key. Jamaica.

🌐 DISTRIBUTION: Neotropical Region—Jamaica.

Cryptotermes hilli Gay and Watson, 1982

Cryptotermes hilli Gay and Watson, 1982: 19–21 (imago, soldier), figs. 49–54, 104.

TYPE DATA: Holotype: ANIC No. 9025 soldier. Paratypes: ANIC No. 10 16593 imagoes, soldiers, workers, AMNH imagoes, soldiers, workers.

TYPE LOCALITY: Australia: Queensland: 12 km WNW Marlborough.

- Hill, 1942: 78 • *Calotermes (Cryptotermes) primus* [part: Condamine, Queensland only].
- Watson and Abbey, 1993b: 18, fig. 16 • *Cryptotermes hilli*; distribution map.
- Watson et al., 1998: 175 • *Cryptotermes hilli*; catalog; synonymy; distribution; ecology. Australia.

🌐 DISTRIBUTION: Australian Region—Australia: Queensland.

Cryptotermes juliani Scheffrahn and Křeček, 1999

Cryptotermes juliani Scheffrahn and Křeček, 1999: 119, 150–152 (imago, soldier), figs. 55–57.

TYPE DATA: Holotype: AMNH soldier. Paratypes: AMNH imago, FTLD imagoes, soldiers.

TYPE LOCALITY: Dominican Republic: Peravia Province: Las Avispas, ca. 1000 m [18°39.72'N, 70°28.16'W].

🌐 DISTRIBUTION: Neotropical Region—Dominican Republic.

Cryptotermes karachiensis Akhtar, 1974

Cryptotermes karachiensis Akhtar, 1974a: 33–37 (imago, soldier), figs. 6–7.

TYPE DATA: Holotype: ZUPL soldier. Paratypes: ZUPL imago, FRIP imago, soldiers, FESG soldier, AMNH soldier, nymphs, BMNH soldier.

TYPE LOCALITY: Pakistan: Karachi.

- Chaudhry et al., 1972: vii, 8 • *Cryptotermes karachiensis*; nomen nudum; biology; distribution. Pakistan.
- Akhtar, 1974b: 101 • *Cryptotermes karachiensis*; distribution. Pakistan.
- Thakur, 1984a: 497 • *Cryptotermes karachiensis*; distribution. Indian region.
- Ahmad, 1986: 16 • *Cryptotermes karachiensis*; distribution. Pakistan: Sind.
- Bacchus, 1987: 9, 59–60, figs. 2, 82, 111 • *Cryptotermes karachiensis*; Akhtar's description of imago reproduced; soldier described and figured; key; locality. Pakistan.
- Roonwal and Chhotani, 1989: 390–392, figs. 210–211 • *Cryptotermes karachiensis*; imago, soldier described and figured; synonymy; key. Pakistan.
- Ahmad and Akhtar, 2002: 10 • *Cryptotermes karachiensis*; catalog. Pakistan.

🌐 DISTRIBUTION: Oriental Region—Pakistan.


Cryptotermes kirbyi Moszkowski, 1955

Cryptotermes kirbyi Moszkowski, 1955: 30–33 (imago, soldier), figs. 4, 5.

TYPE DATA: Holotype: AMNH imago. Paratypes: AMNH imagoes, soldiers, nymphs, AMNH imagoes, soldiers, nymphs [several series from non-type localities], NHMM imago, soldier, worker, NCIP imagoes, soldiers, NCIP soldiers [not type locality].

TYPE LOCALITY: Madagascar: 21 km N of Ambovombe [24°53'S, 46°07'E].

- Kirby, 1941: 39 • *Cryptotermes* sp. nov.; T-4403, T-4469; protozoa.
- Kirby, 1942b: 185, 197, 218 • *Cryptotermes* sp. nov.; T-4403, T-4469; protozoa.
- Cachan, 1949: 187, 190, 214–216, figs. 13, 14 • *Cryptotermes parasita* [misidentification]; imago, soldier described and figured. Madagascar.
- Emerson, 1952a: 218 • *Cryptotermes* sp. nov.; locality.
- Krishna, 1961: 382, 392, 393, 394, 397 • *Cryptotermes kirbyi*; listed; protozoa.
- Van Boven, 1969a: 38 • *Cryptotermes kirbyi*; types listed.
- Ruelle, 1975b: 2 • *Cryptotermes kirbyi*; types listed.
- Bacchus, 1987: 60–61, figs. 1, 35, 36, 70, 71, 104 • *Cryptotermes kirbyi*; imago, soldier described and figured; key; reference list; biology; locality. Madagascar.
- Raineri et al., 1993: 531 • *Cryptotermes kirbyi*; collection catalog; types listed.
- Eggleton and Davies, 2003: 657, table 8.26 • *Cryptotermes kirbyi*; checklist; distribution. Madagascar and associated coastal Islands.

 DISTRIBUTION: Ethiopian Region—Madagascar.

Cryptotermes kororensis Bacchus, 1987

Cryptotermes kororensis Bacchus, 1987: 61–62 (imago, soldier), figs. 37, 38, 83, 105 [also spelled “kokorus” on p. 85 and “kororus” on p. 86].

TYPE DATA: Holotype: AMNH soldier. Paratypes: AMNH imagoes, soldiers, nymphs, AMNH king, queen, soldier, nymphs [not type locality].

TYPE LOCALITY: Palau: Koror Island: Limestone Ridge.

- Kevan and Vickery, 1998: 298 • *Cryptotermes kororensis*; distribution. Palau.

 DISTRIBUTION: Papuan Region—Palau.

Cryptotermes longicollis Banks, 1918

Cryptotermes longicollis Banks, 1918: 661 (soldier).

TYPE DATA: Syntypes AMNH soldiers, MCZ soldiers. [Banks, 1918 cited the types as “Type in Amer. Mus. Nat. Hist.; paratypes in Mus. Comp. Zool.,” but no single specimen was labeled as “Type.” Since he did not designate a single specimen among those he called “Type,” all of Banks’ “Type” specimens are syntypes. Constantino, 1998 incorrectly referred to the AMNH specimen as “holotype,” probably interpreting Banks’ “type” to mean holotype].

TYPE LOCALITY: Panama.

- Snyder, 1925j: 179, fig. 2 • *Kalotermes (Lobitermes) longicollis*; soldier mandible figured; new combination. Panama.
- Kirby, 1929: 423 • *Kalotermes (Lobitermes) longicollis*; protozoa.
- Light, 1933: 84, 85, 101 • *Kalotermes (Lobitermes) longicollis*; key; locality. Mexico.
- Light, 1934j: 338 • *Kalotermes (Lobitermes) longicollis*; distribution. Mexico.
- Kirby, 1941: 51 • *Cryptotermes longicollis*; protozoa.
- Kirby, 1942b: 182, 206 • *Cryptotermes longicollis*; protozoa.
- Snyder, 1949a: 43 • *Cryptotermes longicollis*; catalog; reference list. Panama.
- Krishna, 1961: 382, 391, 392, 394, 395, 397, 398 • *Cryptotermes longicollis*; listed; protozoa.
- Harris, 1961a: 155 • *Cryptotermes longicollis*; damage; distribution.
- Araujo, 1977c: 15 • *Cryptotermes longicollis*; catalog. Mexico; Panama.
- Fontes, 1983: 138 • *Cryptotermes longicollis*; additions and corrections to Araujo’s catalog, 1977c.

- Bacchus, 1987: 8, 9, 62–64, figs. 3, 39, 40, 62, 63, 112 • *Cryptotermes longicollis*; imago, soldier described and figured; key; reference list; biology; locality. El Salvador; Guatemala; Honduras; Mexico; Panama: Taboga Island.
- Nickle and Collins, 1990: 91, 96, 108 • *Calcaritermes longicollis*; key; soldier figured; characters; new combination; remarks on placement in *Calcaritermes* [placement incorrect]; distribution. Mexico.
- Nickle and Collins, 1992: 209, 220, fig. 13.53 • *Cryptotermes longicollis*; key; soldier figured; distribution. Panama.
- Scheffrahn et al., 1994: 219, 220, 222, 223, 224, 230 • *Cryptotermes longicollis*; distribution. Hispaniola: Dominican Republic; Haiti; Montserrat; Puerto Rico; Trinidad [Puerto Rico record = *roundiceps*, fide Scheffrahn et al., 2003a: 198].
- Constantino, 1998b: 144 • *Cryptotermes longicollis*; catalog. Antilles, from Hispaniola to Trinidad; Mexico to Panama.
- Fontes, 1998: 324 • *Cryptotermes longicollis*; catalog; distribution. Belize; El Salvador; Guatemala; Mexico; Panama.
- Méndez-Montiel and Equihua-Martínez, 2001: 173–187 • *Calcaritermes longicollis* [error for *Cryptotermes longicollis*]; checklist; diversity; distribution. Mexico.
- Scheffrahn et al., 2005c: 550, table 1 • *Cryptotermes longicollis*; checklist; distribution. Nicaragua.

🌐 DISTRIBUTION: Neotropical Region—Belize; Dominican Republic; El Salvador; Guatemala; Haiti; Mexico; Montserrat; Nicaragua; Panama; Puerto Rico; Taboga Island; Trinidad.

Cryptotermes luodianis Xia, Gao, and Deng, 1983

Cryptotermes luodianis Xia et al., 1983b: 247–249 (imago, soldier), figs. A–F.

TYPE DATA: Holotype: SIES soldier; holomorphotype imago. Paratypes: SIES imagoes, soldiers, nymphs, CICC imagoes, soldiers, nymphs, NITN imagoes, soldiers, nymphs.

TYPE LOCALITY: China: Guizhou Province: Loudian.

- He and Xia, 1983: 186 • *Cryptotermes luodianis*; key.
- Gao and Lam, 1986: 81 • *Cryptotermes luodianis*; checklist; distribution. China.
- Bacchus, 1987: 8, 9, 64–65, figs. 32, 85, 113 • *Cryptotermes luodianis*; imago, soldier described and figured; key; reference list; locality. China.
- Huang et al., 1989: 122–123, fig. 45 • *Cryptotermes luodianis*; imago, soldier described and figured; key. China: Guizhou.
- Gao et al., 1992a: 37 • *Cryptotermes luodianis*; checklist; distribution. China: Guizhou.
- Hua, 2000: 23 • *Cryptotermes luodianis*; listed. China: Guizhou.
- Huang et al., 2000: 175–176, fig. 49 • *Cryptotermes luodianis*; imago, soldier described; soldier figured; key. China.
- Ahmad and Akhtar, 2002: 10 • *Cryptotermes luodianis*; catalog. China.

🌐 DISTRIBUTION: Oriental Region—China: Guizhou.

Cryptotermes mangoldi Scheffrahn and Křeček, 1999

Cryptotermes mangoldi Scheffrahn and Křeček, 1999: 119, 152–154 (imago, soldier), figs. 58–60.

TYPE DATA: Holotype: AMNH soldier. Paratypes: AMNH imago, FTLD imagoes, soldiers, FTLD imago, soldier [several series from non-type localities].

TYPE LOCALITY: Dominican Republic: La Altagracia Province, 0.5 km W Club Mediterraneo [18°33.25'N, 68°21.17'W].

🌐 DISTRIBUTION: Neotropical Region—Dominican Republic.

Cryptotermes merwei Fuller, 1921

Cryptotermes merwei Fuller, 1921: 29–30 (imago, soldier).

TYPE DATA: Lectotype: NCIP imago. Paralectotypes: AMNH imago, soldiers, nymphs, NCIP imagoes, soldiers, FRI imago.

LECTOTYPE DESIGNATION: Ruelle, 1975b: 2 [inadvertent selection by inference of “holotype” (ICZN, 1999, art. 74.6)]; Bacchus, 1987: 65 [invalid designation of soldier in AMNH as lectotype due to prior designation of “holotype” (= lectotype) imago in NCIP by Ruelle, 1975b].

TYPE LOCALITY: South Africa: Natal: Pinetown, Illovo.

- Hegh, 1922: 346, 682 • *Calotermes (Cryptotermes) merwei*; biology; reference list; new combination; distribution.
- Fuller, 1924b: 76, pl. 3: fig. 38 • *Cryptotermes merwei*; anatomy: imago thorax and abdomen.
- Sjöstedt, 1926d: 30 • *Cryptotermes Merwei*; reference list; biology; remarks; locality. South Africa.
- Kirby, 1941: 43 • *Cryptotermes merwei*; protozoa.
- Kirby, 1942b: 214 • *Cryptotermes merwei*; protozoa.
- Coaton, 1948b: 1 • *Cryptotermes merwei*; distribution. South Africa.
- Snyder, 1949a: 43 • *Cryptotermes merwei*; catalog; reference list. South Africa.
- Coaton, 1950: 4, 5, 6, 7–12, 29, 30, fig. 1 • *Cryptotermes merwei*; synonymy; imago, soldier described and figured; key; biology; distribution. South Africa.
- Krishna, 1961: 382, 392, 397 • *Cryptotermes merwei*; listed; protozoa.
- Mathur and Thapa, 1962a: 8 • *Cryptotermes merwei*; collection catalog. South Africa.
- Bouillon and Mathot, 1971: table: no. 14 • *Cryptotermes merwei*; measurements.
- Ruelle, 1975b: 2 • *Cryptotermes merwei*; types listed.
- Coaton and Sheasby, 1979: 2, 3–5, fig. 1 • *Cryptotermes merwei*; soldier figured; reference list; ecology; biology; protozoa; distribution. South Africa.
- Bacchus, 1987: 8, 9, 65–67, figs. 1, 41, 42, 72, 73, 114, 130 • *Cryptotermes merwei*; imago, soldier described and figured; key; reference list; biology; locality. South Africa.

Carinotermes havilandi Van Boven, 1969a: 38 [**nomen nudum**; Wasmann MS name based on Haviland specimens from Natal (No. 606) and introduced in questionable synonymy with *Cryptotermes havilandi* (Sjöstedt); preoccupied in *Cryptotermes* by *C. havilandi* Sjöstedt, 1900].

- Van Boven, 1969a: 38 • *Carinotermes Havilandi*; “type” listed [nomen nudum, no type status].

🌐 DISTRIBUTION: Ethiopian Region—South Africa.

Cryptotermes naudei Coaton, 1950

Cryptotermes naudei Coaton, 1950: 24–27 (imago, soldier), fig. 4.

TYPE DATA: Lectotype: NCIP imago. Paralectotypes: NCIP imago, soldiers.

LECTOTYPE DESIGNATION: Ruelle, 1975b: 2 [inadvertent selection by inference of “holotype” (ICZN, 1999, art. 74.6)]; Bacchus, 1987: 67 [invalid lectotype designation of soldier, predated by action of Ruelle, 1975b, which designated imago as “holotype” (= lectotype)].

TYPE LOCALITY: South Africa: North Zululand: Maputa.

- Bouillon and Mathot, 1965: 39 • *Cryptotermes naudei*; catalog.
- Bouillon and Mathot, 1971: table: no. 15 • *Cryptotermes naudei*; measurements.
- Ruelle, 1975b: 2 • *Cryptotermes naudei*; synonymized with *havilandi*; types of *naudei* listed.
- Coaton and Sheasby, 1979: 5 • *Cryptotermes naudei*; characters; listed as a synonym of *havilandi*.

- Steward, 1982: 71–81 • *Cryptotermes naudei*; feeding; water balance; humidity preference; listed as synonym of *havilandi*.
- Steward, 1983a: 311–331 • *Cryptotermes naudei*; colony foundation; microclimate.
- Steward, 1983b: 135–144 • *Cryptotermes naudei*; feeding; water balance; humidity preference. Kenya.
- Bacchus, 1987: 67–68 • *Cryptotermes naudei*; sp. rev.; imago, soldier described and figured; biology. South Africa: Zululand.

🌐 DISTRIBUTION: Ethiopian Region—South Africa.

Cryptotermes nitens Scheffrahn and Křeček, 1999

Cryptotermes nitens Scheffrahn and Křeček, 1999: 119, 154–157 (imago, soldier), figs. 61–63.

TYPE DATA: Holotype: AMNH soldier. Paratypes: AMNH imago, FTLD imagoes, soldiers, FTLD imagoes, soldiers [not type locality].

TYPE LOCALITY: Cayman Islands: Little Cayman Island: Pirates' Point Resort [19°39.49'N, 80°06.01'W].

🌐 DISTRIBUTION: Neotropical Region—Cayman Islands; Jamaica.

Cryptotermes nitidus Gay and Watson, 1982

Cryptotermes nitidus Gay and Watson, 1982: 21–22 (imago, soldier), figs. 55–60, 105.

TYPE DATA: Holotype: ANIC No. 9026 soldier. Paratypes: ANIC No. 10 15913 imagoes, soldiers.

TYPE LOCALITY: Australia: Queensland, 8 km NE Goondivindi.

- Watson and Abbey, 1993b: 19, fig. 17 • *Cryptotermes nitidus*; distribution map.
- Watson et al., 1998: 175 • *Cryptotermes nitidus*; catalog; synonymy; distribution; ecology. Australia.

🌐 DISTRIBUTION: Australian Region—Australia: Queensland.

Cryptotermes pallidus (Rambur, 1842)

Termes pallidus Rambur, 1842: 303–304 (imago).

TYPE DATA: Syntypes: OUM imagoes.

TYPE LOCALITY: Mauritius (Île de France).

- Walker, 1853: 504 • *Termes pallidus* [part]; imago described; synonymy; distribution. Mauritius.
- Hagen, 1855: 288, 290 • *Termes pallidus*; discussion.
- Hagen, 1858c: 71, 241 • *Calotermes pallidus*; imago described; synonymy; new combination; distribution. Mauritius (Île de France).
- Hagen, 1858b: 11 • *Calotermes pallidus*; imago described; synonymy; distribution. Mauritius (Île de France).
- Hagen, 1862a: 89 • *Termes pallidus*; discussion.
- Sjöstedt, 1900a: 46, 218, 220, 235 • *Calotermes pallidus*; reference list; discussion; comparisons. Mauritius.
- Sjöstedt, 1904: 19, 111, 113, 119 • *Calotermes pallidus*; key; distribution.
- Desneux, 1904b: 24 • *Calotermes pallidus*; reference list. Mauritius.
- Holmgren, 1911d: 550 • *Calotermes (Cryptotermes) pallidus*; listed.
- Holmgren, 1911a: 55 • *Calotermes (Cryptotermes) pallidus*; listed.

- Hegh, 1922: 95, 346, 682 • *Calotermes (Cryptotermes) pallidus*; biology; reference list; distribution.
- Sjöstedt, 1926d: 28, 29 • *Cryptotermes pallidus*; listed; new combination.
- Moutia, 1936: 9–12, pl. 1: figs. 1a–4a • *Kalotermes (Cryptotermes) pallidus*; imago, soldier described and figured; biology; distribution. Mauritius.
- Moutia and Mamet, 1946: 467 • *Kalotermes (Cryptotermes) pallidus*; distribution. Mauritius.
- Snyder, 1949a: 43 • *Cryptotermes pallidus*; catalog; reference list; synonymy. Mauritius Island.
- Krishna, 1961: 382 • *Cryptotermes pallidus*; listed.
- Harris, 1961a: 155, 163 • *Cryptotermes pallidus*; damage; distribution.
- Bacchus, 1987: 68–69, fig. 92 • *Cryptotermes pallidus*; Moutia's 1936 description of imago, soldier reproduced. Mauritius.
- Bordereau et al., 1999: 159–164 • *Cryptotermes pallidus*; damage; distribution. Mauritius; Réunion.

🌐 DISTRIBUTION: Ethiopian Region—Mauritius; Réunion.

Cryptotermes papulosus Gay and Watson, 1982

Cryptotermes papulosus Gay and Watson, 1982: 23–24 (imago, soldier), figs. 61–66, 104.

TYPE DATA: Holotype: ANIC No. 9027 soldier. Paratypes: ANIC No. 10 16253 imagoes, soldiers, workers.

TYPE LOCALITY: Australia: South Australia: Lameroo.

- Watson and Abbey, 1993b: 19, fig. 18 • *Cryptotermes papulosus*; distribution map.
- Watson et al., 1998: 175–176 • *Cryptotermes papulosus*; catalog; synonymy; distribution; ecology. Australia.

🌐 DISTRIBUTION: Australian Region—Australia: South Australia.

Cryptotermes parvifrons Scheffrahn and Křeček, 1999

Cryptotermes parvifrons Scheffrahn and Křeček, 1999: 119, 157–159 (imago, soldier), figs. 64–66.

TYPE DATA: Holotype: AMNH soldier. Paratypes: FTLD soldiers, AMNH imago [not type locality], FTLD imagoes, soldiers [four series from non-type localities].

TYPE LOCALITY: Trinidad and Tobago: Trinidad, Williams Bay E of Chaguaramas [10°40.79'N, 61°37.52'W].

- Scheffrahn et al., 2003b: 33–38 • *Cryptotermes parvifrons*; distribution. Trinidad and Tobago.

🌐 DISTRIBUTION: Neotropical Region—Grenada; Trinidad and Tobago.

Cryptotermes penaoru Roisin, 2011

Cryptotermes penaoru Roisin, 2011: 36–38 (imago, soldier), figs. 1d–f, 2b, d, f.

TYPE DATA: Holotype: RIB 15589 soldier. Paratypes: RIB imagoes, soldier.

TYPE LOCALITY: Vanuatu: Sanma, Espiritu Santo [14°57.69'S, 166°37.90'E].

🌐 DISTRIBUTION: Papuan Region—Vanuatu.


Cryptotermes perforans* Kemner, 1932**Cryptotermes perforans* Kemner, 1932c: 153–155 (imago, soldier).**

TYPE DATA: Lectotype: ZMLU soldier. Paralectotypes: ZMLU imago, AMNH imago, nymphs, AMNH forewing, soldiers, nymphs [not type locality].

LECTOTYPE DESIGNATION: Chhotani, 1970: 60; Bacchus, 1987: 69 [invalid lectotype designation].

TYPE LOCALITY: Sri Lanka (Ceylon): Colombo; see Chhotani, 1970: 60 [type locality restricted].

- Jepson, 1931: 592 • *Calotermes (Cryptotermes) perforans*; nomen nudum.
- Light, 1937b: 22 • *Cryptotermes perforatus* [sic]; cited.
- Pinto, 1941: 83 • *Cryptotermes perforans*; distribution. Sri Lanka.
- Snyder, 1949a: 43 • *Cryptotermes perforans*; catalog. Sri Lanka.
- Lal and Menon, 1953: 10, 11 • *Kalotermes (Cryptotermes) perforans*; catalog; systematic and biological reference list. Sri Lanka.
- Ahmad, 1958: 53, 56 • *Cryptotermes perforans*; key.
- Krishna, 1961: 382 • *Cryptotermes perforans*; listed.
- Mathur and Thapa, 1962a: 8 • *Cryptotermes perforans*; collection catalog. India; Sri Lanka.
- Ranaweera, 1962: 89, 90, 101, fig. 6 • *Cryptotermes perforans*; key; soldier figured; damage; distribution. Sri Lanka.
- Ahmad, 1965: 16 • *Cryptotermes perforans*; listed.
- Roonwal and Chhotani, 1967a: 355 • *Cryptotermes perforans*; listed.
- Chhotani, 1970: 2, 54–61, figs. 21–24 • *Cryptotermes perforans*; imago, soldier, pseudoworker described and figured; synonymy; distribution. Sri Lanka.
- Roonwal, 1970b: fig. 12d • *Cryptotermes perforans*; soldier postmentum figured.
- Akhtar, 1974a: 35 • *Cryptotermes perforans*; comparisons.
- Chhotani, 1975b: 119 • *Cryptotermes perforans*; distribution. Sri Lanka.
- Bacchus, 1987: 8, 9, 69–70, figs. 2, 45, 46, 84, 116, 131 • *Cryptotermes perforans*; imago, soldier described and figured; key; synonymy; biology; localities. Sri Lanka.
- Roonwal and Chhotani, 1989: fig. 46d • *Cryptotermes perforans*; soldier postmentum figured.
- Ahmad and Akhtar, 2002: 10 • *Cryptotermes perforans*; catalog. Sri Lanka.

 DISTRIBUTION: Oriental Region—Sri Lanka.

Cryptotermes pingyangensis* He and Xia, 1983**Cryptotermes pingyangensis* He and Xia, 1983: 187–189, 191 (imago, soldier), figs 1–6.**

TYPE DATA: Holotype: SIES 09005073 soldier [mistranslated as “cotype” in the English summary].

Paratypes: SIES 09004345 and 09005083 dealate imagoes, soldiers.

TYPE LOCALITY: China: Zhejiang Province: Pingyang.

- Gao and Lam, 1986: 81 • *Cryptotermes pingyangensis*; checklist; distribution. China.
- Bacchus, 1987: 71, figs. 33, 86, 117 • *Cryptotermes pingyangensis*; imago, soldier described and figured; key; locality. China.
- Huang et al., 1989: 123–124, fig. 46 • *Cryptotermes pingyangensis*; imago, soldier described and figured; key. China: Zhejiang.
- Gao et al., 1992a: 37 • *Cryptotermes pingyangensis*; checklist; distribution. China: Zhejiang.
- Zhang et al., 1992: 596 • *Cryptotermes pingyangensis*; wing microsculpturing.
- Hua, 2000: 23 • *Cryptotermes pingyangensis*; listed. China: Zhejiang.
- Huang et al., 2000: 176–178, fig. 50 • *Cryptotermes pingyangensis*; imago, soldier described; soldier figured; key. China.
- Ahmad and Akhtar, 2002: 10 • *Cryptotermes pingyangensis*; catalog. China.
- Mo et al., 2004: 635–641 • *Cryptotermes pingyangensis*; cellulase; activity comparisons.

 DISTRIBUTION: Oriental Region—China: Zhejiang.

Cryptotermes primus (Hill, 1921)

Calotermes (Cryptotermes) primus Hill, 1921b: 446–449 (imago, soldier), figs. 35–39.

TYPE DATA: Lectotype: NMV No. T-10840 soldier. Paralectotypes: NMV imagoes, soldiers, AMNH imagoes, soldiers, nymphs, NHMM imago, soldier, NCIP imagoes, soldiers [incorrectly cited as paratypes by Ruelle, 1975b].

LECTOTYPE DESIGNATION: Hill, 1942: 79 [inadvertent selection by inference of “holotype” (ICZN, 1999, art. 74.6)].

TYPE LOCALITY: Australia: Queensland: Townsville.

- Hill, 1925b: 216 • *Calotermes (Cryptotermes) primus*; listed.
- Hill, 1927b: 9, 12 • *Calotermes (Cryptotermes) primus*; listed.
- Hill, 1927a: 13, pl. 1: fig. 12 • *Calotermes (Cryptotermes) primus*; listed.
- Hill, 1933b: 45 • *Calotermes (Cryptotermes) primus*; listed.
- Pinto, 1941: 85 • *Planocryptotermes primus*; distribution. Sri Lanka.
- Hill, 1942: 78 • *Calotermes (Cryptotermes) primus*; imago, soldier described and figured; synonymy; distribution; biology. Australia.
- Snyder, 1949a: 43 • *Cryptotermes primus*; catalog; reference list; new combination. Australia.
- Lal and Menon, 1953: 11 • *Kalotermes (Planocryptotermes) primus*; catalog; systematic and biological reference list. Sri Lanka.
- Roonwal and Pant, 1953: 42 • *Cryptotermes primus*; collection catalog. Australia.
- Krishna, 1961: 382 • *Cryptotermes primus*; listed.
- Mathur and Thapa, 1962a: 8 • *Cryptotermes primus*; collection catalog. Australia.
- Van Boven, 1969a: 38 • *Cryptotermes primus*; types listed.
- Gay and Calaby, 1970: 406 • *Cryptotermes primus*; biology; distribution. Australia.
- Ruelle, 1975b: 2 • *Cryptotermes primus*; types listed.
- Hutchings and Recher, 1982: 89–90 • *Cryptotermes primus*; ecology; mangroves; distribution. Australia.
- Gay and Watson, 1982: 25–27, figs. 67–72 • *Cryptotermes primus*; key; imago, soldier described; soldier figured; biology; distribution. Australia.
- Lenz et al., 1985: 147–163 • *Cryptotermes primus*; neotenic production.
- Watson, 1989: 3–4 • *Cryptotermes primus*; taxonomy; biology; distribution.
- Watson and Abbey, 1993b: 20, fig. 19 • *Cryptotermes primus*; distribution map.
- Watson et al., 1998: 176 • *Cryptotermes primus*; catalog; synonymy; distribution; ecology. Australia.

Calotermes (Cryptotermes) arcanus Hill, 1925b: 214–215 (imago, soldier), pl. 23, figs. 13–15.

TYPE DATA: Lectotype: AM No. K48725 soldier. Paralectotypes: NMV No. 48742 imagoes, soldiers, AM No. K48724 imago.

LECTOTYPE DESIGNATION: Hill, 1942: 68 [inadvertent selection by inference of “holotype” (ICZN, 1999, art. 74.6)].

TYPE LOCALITY: Australia: Lord Howe Island.

- Hill, 1927b: 11, 12 • *Calotermes (Cryptotermes) arcanus*; listed.
- Hill, 1942: 67–68, 78–79, fig. 33 • *Calotermes (Cryptotermes) arcanus*; imago, soldier described; synonymy; distribution. Australia: Lord Howe Island.
- Snyder, 1949a: 38 • *Cryptotermes arcanus*; catalog; new combination. Australia.
- Gay and Watson, 1982: 25 • *Calotermes (Cryptotermes) arcanus*; synonymized with *primus*.

 DISTRIBUTION: Australian Region—Australia: New South Wales: Lord Howe Island; Queensland.

***Cryptotermes pyrodomus* Bacchus, 1987**

***Cryptotermes pyrodomus* Bacchus, 1987: 72 (soldier), figs. 87, 118.**

TYPE DATA: Holotype: AMNH soldier [“lost,” fide Scheffrahn and Křeček, 1999: 160, but present in AMNH; neotype selected by Scheffrahn and Křeček, 1999: 160 therefore invalid]. Paratypes: AMNH soldier (lost during SEM, fide Scheffrahn and Křeček, 1999: 160), nymphs.

TYPE LOCALITY: Barbados: Highland boiling house.

- Scheffrahn et al., 1994: 215, 230 • *Cryptotermes pyrodomus*; distribution. Barbados.
- Constantino, 1998b: 144 • *Cryptotermes pyrodomus*; catalog. Barbados.
- Fontes, 1998: 325 • *Cryptotermes pyrodomus*; catalog.
- Scheffrahn and Křeček, 1999: 117, 159–160, figs. 67–69 • *Cryptotermes pyrodomus*; imago, soldier described and figured; synonymy; distribution; key. St. Vincent.

🌐 DISTRIBUTION: Neotropical Region—Barbados; St. Vincent and the Grenadines.

***Cryptotermes queenslandis* (Hill, 1933)**

***Calotermes (Cryptotermes) queenslandis* Hill, 1933b: 45–47 (imago, soldier), pl. 2: fig. 14.**

TYPE DATA: Lectotype: ANIC No. 9032 soldier. Paralectotypes: ANIC imagoes, soldier, AMNH imagoes, soldier, nymphs, NCIP soldier.

LECTOTYPE DESIGNATION: Hill, 1942: 81 [inadvertent selection by inference of “holotype” (ICZN, 1999, art. 74.6)].

TYPE LOCALITY: Australia: Queensland: Toowoomba.

- Kirby, 1941: 57 • *Cryptotermes queenslandis*; protozoa; new combination.
- Hill, 1942: 7, 11, 80–81, figs. 34, 35 • *Calotermes (Cryptotermes) queenslandis*; imago, soldier described and figured; synonymy; distribution; biology. Australia.
- Kirby, 1942b: 182, 205 • *Cryptotermes queenslandis*; protozoa.
- Snyder, 1949a: 37 • *Procryptotermes queenslandis*; catalog; reference list; new combination. Australia.
- Ratcliffe et al., 1952: 68 • *Calotermes (Cryptotermes) queenslandis*; characters; distribution.
- Krishna, 1961: 382, 392, 393, 395 • *Cryptotermes queenslandis*; listed; protozoa.
- Ruelle, 1975b: 2 • *Cryptotermes queenslandis*; types listed.
- Watson et al., 1978b: 102, 104 • *Cryptotermes queenslandis*; distribution; ecology.
- Gay and Watson, 1982: 28–29, figs. 73–78 • *Cryptotermes queenslandis*; key; imago, soldier described; soldier figured; biology; distribution. Australia.
- Lenz et al., 1985: 147–163 • *Cryptotermes queenslandis*; neotenic production.
- Watson and Abbey, 1993b: 20, fig. 20 • *Cryptotermes queenslandis*; distribution map.
- Watson et al., 1998: 176 • *Cryptotermes queenslandis*; catalog; synonymy; distribution; ecology. Australia.

🌐 DISTRIBUTION: Australian Region—Australia: Queensland.

***Cryptotermes rhinoccephalus* Bacchus, 1987**

***Cryptotermes rhinoccephalus* Bacchus, 1987: 72–73 (soldier), figs. 88, 119.**

TYPE DATA: Holotype: AMNH soldier. Paratypes: AMNH soldiers, nymphs.

TYPE LOCALITY: Trinidad: Balandra Bay.

- Scheffrahn et al., 1994: 224, 230 • *Cryptotermes rhinoccephalus*; distribution. Trinidad.
- Constantino, 1998b: 144 • *Cryptotermes rhinoccephalus*; catalog. Trinidad.

- Fontes, 1998: 325 • *Cryptotermes rhicnocephalus*; catalog.
- Scheffrahn and Křeček, 1999: 117, 160–163, figs. 70–72 • *Cryptotermes rhicnocephalus*; imago, soldier described and figured; synonymy; distribution; key. Trinidad and Tobago.
- Scheffrahn et al., 2003b: 33–38 • *Cryptotermes rhicnocephalus*; distribution. Trinidad and Tobago.

🌐 DISTRIBUTION: Neotropical Region—Trinidad and Tobago.

***Cryptotermes riverinae* Gay and Watson, 1982**

Cryptotermes riverinae Gay and Watson, 1982: 30–32 (imago, soldier), figs. 79–84, 105.

TYPE DATA: Holotype: ANIC No. 9028 soldier. Paratypes: ANIC No. 10 15946 imagoes, soldiers, workers.

TYPE LOCALITY: Australia: New South Wales: Yanco.

- Watson and Abbey, 1993b: 21, fig. 21 • *Cryptotermes riverinae*; distribution map.
- Watson et al., 1998: 176 • *Cryptotermes riverinae*; catalog; synonymy; distribution; ecology. Australia.

🌐 DISTRIBUTION: Australian Region—Australia: New South Wales.

***Cryptotermes roonwali* Chhotani, 1970**

Cryptotermes roonwali Chhotani, 1970: 61–64 (soldier, pseudoworker), figs. 25, 26.

TYPE DATA: Holotype: FRI soldier. Paratypes: FRI soldiers, pseudoworkers, ZSI No. 4667/H8 soldier, pseudoworkers, AMNH soldier, pseudoworkers.

TYPE LOCALITY: India: Kerala: North Malabar: Beliapatam [11°55'N, 75°24'E].

- Chhotani, 1975b: 119 • *Cryptotermes roonwali*; distribution. India.
- Sen-Sarma et al., 1975: 10, 19, 46, 64 • *Cryptotermes roonwali*; distribution and ecology; key. India.
- Chhotani, 1977a: 29 • *Cryptotermes roonwali*; distribution. India.
- Thakur, 1980a: 110, 112 • *Cryptotermes roonwali*; biology; ecology; distribution.
- Thakur, 1984a: 497 • *Cryptotermes roonwali*; distribution. Indian region.
- Bose, 1984: 62, 69, fig. 53 • *Cryptotermes roonwali*; key; synonymy; measurements; soldier figured; distribution; biology. India.
- Bacchus, 1987: 9, 73–74, figs. 89, 120 • *Cryptotermes roonwali*; soldier described and figured; key; reference list; locality. India.
- Roonwal and Chhotani, 1989: 397–399, figs. 215–216 • *Cryptotermes roonwali*; soldier, pseudoworker described and figured; synonymy; key. India.
- Thakur, 1989b: 359 • *Cryptotermes roonwali*; distribution. India.
- Ahmad and Akhtar, 2002: 11 • *Cryptotermes roonwali*; catalog. India.

🌐 DISTRIBUTION: Oriental Region—India: Karnataka; Kerala.

***Cryptotermes rotundiceps* Scheffrahn and Křeček, 1999**

Cryptotermes rotundiceps Scheffrahn and Křeček, 1999: 117, 163–165 (imago, soldier), figs. 73–75.

TYPE DATA: Holotype: AMNH soldier. Paratypes: FTLD imagoes, soldiers [several series from non-type localities].

TYPE LOCALITY: Dominican Republic: La Romana Province, 4 km N Guyamate [18°37.31'N, 68°57.63'W].

- Scheffrahn et al., 2003a: 185, 187, 189, fig. 6 • *Cryptotermes rotundiceps*; soldier figured; keys to soldier and imago; distribution. Puerto Rico.

🌐 DISTRIBUTION: Neotropical Region—Dominican Republic; Puerto Rico.

†*Cryptotermes ryshkoffi* Pierce, 1958

†*Cryptotermes ryshkoffi* Pierce, 1958: 19 (imago), figs. 1, 6.

TYPE DATA: Holotype: LACM No. S 9097 imago.

TYPE LOCALITY: USA: California: San Bernardino County: Calico Mountains: site 10 (LACMIP 357) in NE 1/4 Sect. 19, Rouse anticline, Switchback, ca. 2700 ft.

- Emerson, 1969: 52–53 • *Cryptotermes ryshkoffi*; imago described; synonymy; paleontology; locality. USA: California: Miocene.
- Sphon, 1973: 21 • *Cryptotermes ryshkoffi*; collection catalog; types listed.
- Araujo, 1977c: 69, 70 • *Cryptotermes ryshkoffi*; catalog. USA: California.
- Burnham, 1978: 89 • *Cryptotermes ryshkoffi*; listed.
- Nel and Paicheler, 1993: 123 • *Cryptotermes ryshkoffi*; type data; paleontology; distribution.
- Fontes and Vulcano, 1998: 279 • *Cryptotermes ryshkoffi*; fossil catalog. New World.
- Fontes and Vulcano, 2004: 350 • *Cryptotermes ryshkoffi*; fossil catalog. New World.

🌐 DISTRIBUTION: Nearctic Region—USA: California.

* FOSSIL RECORD: Cenozoic–Neogene: Miocene.

Cryptotermes secundus (Hill, 1925)

Calotermes (*Cryptotermes*) *secundus* Hill, 1925b: 215–216 (soldier), pl. 22, fig. 16.

TYPE DATA: Holotype: AMNH soldier [Hill, 1925 stated that the type soldier and associated nymphs were deposited in NMV. However, Hill donated (or sold) his collection, now present in AMNH, to A.E. Emerson, and the soldier is present in AMNH, labeled by Hill in his handwriting as “holotype,” collected by Hill on May 8, 1913, from Darwin. Paratypes: NMV workers.

TYPE LOCALITY: Australia: Northern Territory: Darwin.

- Hill, 1927b: 12 • *Calotermes* (*Cryptotermes*) *secundus*; listed.
- Hill, 1933b: 45 • *Calotermes* (*Cryptotermes*) *secundus*; listed.
- Hill, 1942: 76 • *Calotermes* (*Cryptotermes*) *secundus*; synonymized with *Calotermes* (*Cryptotermes*) *nocens*.
- Snyder, 1949a: 41 • *Calotermes* (*Cryptotermes*) *secundus*; catalog; treated as a synonym of *dudleyi*. Australia.
- Chhotani, 1970: 35 • *Calotermes* (*Cryptotermes*) *secundus*; treated as a synonym of *dudleyi*; reference list; distribution. Australia.
- Hutchings and Recher, 1982: 89 • *Cryptotermes secundus*; ecology; mangroves; distribution. Australia.
- Gay and Watson, 1982: 32–35, figs. 4, 5, 85–90 • *Cryptotermes secundus*; key; imago, soldier described; soldier figured; biology; distribution. Australia; Papua New Guinea.
- Miller and Paton, 1983: 189–190 • *Cryptotermes secundus*; ecology; locality. Australia.
- Watson and Abbey, 1993b: 21, fig. 22 • *Cryptotermes secundus*; distribution map; new combination.

- Sugimoto et al., 1997: 211, 213, 216, 218 • *Cryptotermes secundus*; methane and hydrogen emissions. Australia.
- Tayasu et al., 1998: 536–542 • *Cryptotermes secundus*; nitrogen fixation; isotope effect; humification; feeding; phylogeny; checklist. Australia: Darwin.
- Watson et al., 1998: 176 • *Cryptotermes secundus*; sp. rev.; catalog; synonymy; distribution; ecology. Australia.
- Roux and Korb, 2002: 152–156 • *Cryptotermes secundus*; defense.
- Fuchs et al., 2003: 355–357 • *Cryptotermes secundus*; genetic variation; microsatellite loci.
- Korb et al., 2003: 299–303 • *Cryptotermes secundus*; frontal gland; caste development.
- Korb and Katrantzis, 2004: 342–352 • *Cryptotermes secundus*; sexual dispersal; seasonal regulation; evolution of worker caste.
- Korb and Lenz, 2004: 390–395 • *Cryptotermes secundus*; ecology; food availability.
- Korb and Schmidinger, 2004: 89–95 • *Cryptotermes secundus*; ecology; dispersal; food availability.
- Korb, 2005: 45–49 • *Cryptotermes secundus*; aggressive behavior; sexual development.
- Pester and Brune, 2006: 1261–1270 • *Cryptotermes secundus*; hind gut; acetogenesis; genetic analysis.
- Weil et al., 2007: 1–9 • *Cryptotermes secundus*; polyphenism; caste regulatory mechanism; gene expression.
- Korb and Schneider, 2007: 817–828 • *Cryptotermes secundus*; cooperation; kinship; relatedness; social evolution.
- Evans et al., 2007: 374–382 • *Cryptotermes secundus*; communication; signaling; vibration.
- Muller and Korb, 2008: 213–219 • *Cryptotermes secundus*; soldiers; sex ratio, sexual dimorphism.
- Korb et al., 2009: 758 • *Cryptotermes secundus*; castes; genes; reproduction.

🌐 DISTRIBUTION: Australian Region—Australia: Northern Territory, Queensland, Western Australia.
 ♦ Papuan Region—Papua New Guinea.

Cryptotermes silvestrii Bacchus, 1987

Cryptotermes silvestrii Bacchus, 1987: 74–75 (imago, soldier), figs. 1, 47, 48, 93, 121.

TYPE DATA: Holotype: BMNH soldier. Paratypes: BMNH imagoes, soldiers, BMNH imagoes, soldiers, AMNH imagoes, soldiers [apparently not deposited], BMNH imagoes, soldiers several series.

TYPE LOCALITY: Nigeria: Nkpoku.

🌐 DISTRIBUTION: Ethiopian Region—Congo-Brazzaville; Congo-Zaire; Nigeria.

Cryptotermes simulatus Gay and Watson, 1982

Cryptotermes simulatus Gay and Watson, 1982: 35–37 (imago, soldier), figs. 91–96, 103.

TYPE DATA: Holotype: ANIC No. 9029 soldier. Paratypes: ANIC No. 10 15423 imagoes, soldiers, workers.

TYPE LOCALITY: Australia: New South Wales: 23 km NE Batemans Bay.

- Watson and Abbey, 1993b: 22, fig. 23 • *Cryptotermes simulatus*; distribution map.
- Watson et al., 1998: 176–177 • *Cryptotermes simulatus*; catalog; synonymy; distribution; ecology. Australia.

🌐 DISTRIBUTION: Australian Region—Australia: New South Wales, Victoria.

Cryptotermes spathifrons Scheffrahn and Křeček, 1999

Cryptotermes spathifrons Scheffrahn and Křeček, 1999: 116, 165–167 (imago, soldier), figs. 76–78.

TYPE DATA: Holotype: AMNH soldier. Paratypes: AMNH imago, FTLD imagoes, soldiers, FTLD imagoes, soldiers [several series from non-type localities].

TYPE LOCALITY: Cayman Islands: Little Cayman Island: Jackson's Point [19°41.48'N, 80°03.41'W].

🌐 DISTRIBUTION: Neotropical Region—Cayman Islands; Cuba; Dominican Republic.

Cryptotermes sukauensis Thapa, 1982

Cryptotermes sukauensis Thapa, 1982: 23–25 (soldier, worker), pl. 6.

TYPE DATA: Holotype: FRI soldier. Paratypes: FRI soldiers, workers.

TYPE LOCALITY: Malaysia: Sabah: Lamag District: Sukau.

- Bacchus, 1987: 75–76, fig. 94 • *Cryptotermes sukauensis*; Thapa's description and figure of soldier reproduced; reference list; locality. Malaysia: Sabah.
- Gathorne-Hardy, 2004: 115 • *Cryptotermes sukauensis*; checklist; distribution. Malaysia: Sabah [1981 incorrect date cited for species].

🌐 DISTRIBUTION: Oriental Region—Malaysia: Sabah.

Cryptotermes sumatrensis Kemner, 1930

Cryptotermes sumatrensis Kemner, 1930b: 301–305 (imago, soldier, worker), figs. 1–8.


TYPE DATA: Lectotype: ZMLU soldier [incorrectly cited as paralectotypes by Chhotani 1970, as lectotype was not selected until 1987]. Paralectotypes: ZIHS imagoes, soldiers, workers, AMNH imagoes, soldiers, nymphs, NCIP imago [incorrectly cited as paralectotypes by Ruelle, 1975b, as lectotype was not selected until 1987], ZMLU imagoes, soldiers, workers.

LECTOTYPE DESIGNATION: Bacchus, 1987: 76.

TYPE LOCALITY: Indonesia: Sumatra: Fort de Kock, 920 m.

- Kemner, 1934b: fig. 5 • *Cryptotermes sumatrensis*; soldier figured.
- Snyder, 1949a: 44 • *Cryptotermes sumatrensis*; catalog. Sumatra.
- Ahmad, 1958: 54, 55 • *Cryptotermes sumatrensis*; key.
- Krishna, 1961: 382 • *Cryptotermes sumatrensis*; listed.
- Ahmad, 1965: 16 • *Cryptotermes sumatrensis*; comparisons.
- Chhotani, 1970: 64–69, figs. 27, 28 • *Cryptotermes sumatrensis*; imago, soldier, pseudoworker described and figured; synonymy; distribution. Indonesia.
- Akhtar, 1974a: 35, 36 • *Cryptotermes sumatrensis*; comparisons.
- Chhotani, 1975b: 119 • *Cryptotermes sumatrensis*; distribution. Indonesia.
- Morimoto, 1975c: 52 • *Cryptotermes sumatrensis*; key; distribution.
- Ruelle, 1975b: 2 • *Cryptotermes sumatrensis*; types listed.
- Abe, 1984: 63–88 • *Cryptotermes sumatrensis*; biology; ecology; distribution. Indonesia: Krakatau Islands, Sumatra.
- Abe, 1987: 134 • *Cryptotermes sumatrensis*; distribution. Indonesia: Krakatau Islands, Sumatra.
- Bacchus, 1987: 8, 9, 76–77, figs. 34, 90, 122 • *Cryptotermes sumatrensis*; imago, soldier, described and figured; key; reference list; locality. Indonesia: Sumatra.
- Thakur and Thakur, 1992: 222–225, fig. 3 • *Cryptotermes sumatrensis*; synonymy; key; soldier described and figured; distribution. Indonesia: Krakatau Islands, Sumatra.

- Tho, 1992: 204 • *Cryptotermes sumatrensis*; listed.
- Gathorne-Hardy et al., 2000a: 258, 262 • *Cryptotermes sumatrensis*; checklist; ecology; biogeography; distribution. Indonesia: Krakatau Islands.
- Ahmad and Akhtar, 2002: 11 • *Cryptotermes sumatrensis*; catalog. Indonesia: Sumatra.
- Gathorne-Hardy, 2004: 115 • *Cryptotermes sumatrensis*; checklist; distribution. Indonesia: Sumatra.

 DISTRIBUTION: Oriental Region—Indonesia: Krakatau Islands, Sumatra.


Cryptotermes thailandis Ahmad, 1965

Cryptotermes thailandis Ahmad, 1965: 15–16 (imago, soldier), figs. 8, 9.

TYPE DATA: Holotype: ZUPL soldier. Paratypes: ZUPL imago, AMNH imago.

TYPE LOCALITY: Thailand: Klang Dong.

- Chhotani, 1970: 69–71, figs. 29, 30 • *Cryptotermes thailandis*; imago, soldier described and figured; synonymy; distribution. Thailand.
- Morimoto, 1973a: 77 • *Cryptotermes thailandis*; listed.
- Akhtar, 1974a: 37 • *Cryptotermes thailandis*; comparison.
- Chhotani, 1975b: 119 • *Cryptotermes thailandis*; distribution. Thailand.
- Morimoto, 1975c: 52 • *Cryptotermes thailandis*; key; distribution; suggested synonymy with *declivus*.
- Morimoto, 1976a: 323 • *Cryptotermes thailandis*; locality. Malaysia: Mainland.
- Bacchus, 1987: 77–78 • *Cryptotermes thailandis*; Ahmad's description and figures of imago, soldier reproduced; reference list; locality. Thailand.
- Tho, 1992: 46, 197, 204 • *Cryptotermes thailandis*; checklist; distribution. Malaysia.
- Jones and Brendell, 1998: 79–91 • *Cryptotermes thailandis*; checklist; feeding groups; ecology. Malaysia: Mainland.
- Ahmad and Akhtar, 2002: 11 • *Cryptotermes thailandis*; catalog. Thailand.
- Gathorne-Hardy, 2004: 115 • *Cryptotermes thailandis*; checklist; distribution. Malaysia: Mainland.
- Ohkuma et al., 2004: 701–710 • *Cryptotermes thailandis*; phylogeny; COII sequences.
- Sornnuwat et al., 2004: 361 • *Cryptotermes thailandis*; checklist; distribution. Thailand.

 DISTRIBUTION: Oriental Region—Malaysia: Mainland; Thailand.

Cryptotermes tropicalis Gay and Watson, 1982

Cryptotermes tropicalis Gay and Watson, 1982: 38–40 (imago, soldier), figs. 97–102, 104.

TYPE DATA: Holotype: ANIC No. 9030 soldier. Paratypes: ANIC No. 10 15591 imagoes, soldiers, workers.

TYPE LOCALITY: Australia: Queensland: Gadgarra State Forest, 17 km E by S Yungaburra.

- Watson and Abbey, 1993b: 22, fig. 24 • *Cryptotermes tropicalis*; distribution map.
- Watson et al., 1998: 177 • *Cryptotermes tropicalis*; catalog; synonymy; distribution; ecology. Australia.

 DISTRIBUTION: Australian Region—Australia: Queensland.

Cryptotermes undulans Scheffrahn and Křeček, 1999

Cryptotermes undulans Scheffrahn and Křeček, 1999: 119, 167–169 (imago, soldier), figs. 79–81.

TYPE DATA: Holotype: AMNH soldier. Paratypes: FTLD imagoes, soldiers, AMNH imago, FTLD soldiers [not type locality], FTLD imago, soldiers [not type locality], FTLD soldiers [not type locality], FTLD soldiers [not type locality], FTLD soldier [not type locality].

TYPE LOCALITY: Puerto Rico: 2 km E Recio on Hwy 3 [17°59'N, 65°55'W].

- Scheffrahn et al., 2003a: 185, 189, figs. 9, 23 • *Cryptotermes undulans*; soldier and imago wing figured; key; distribution. Puerto Rico; St. Croix.

🌐 DISTRIBUTION: Neotropical Region—Puerto Rico; US Virgin Islands.

Cryptotermes venezolanus (Holmgren, 1911)

Calotermes (Cryptotermes) venezolanus Holmgren, 1911a: 55 (no description) (imago), pl. 2: fig. 10 [Constantino, 1998b is correct; according to the ICZN Code, this species is not a nomen nudum. However, since the figure given by Holmgren, with no description, is indistinct, the locality is given simply as “Amerika,” and the type specimens are untraceable, we are treating this species as a nomen dubium until we are able to trace the types].

TYPE DATA: Syntype(s) (depository unknown): imago [Holmgren's types are deposited in the NHRM, but investigators have been unable to find the type of this species there].

TYPE LOCALITY: America.

- Holmgren, 1911d: 550 • *Calotermes (Cryptotermes) venezolanus*; listed; nomen nudum.
- Snyder, 1949a: 44, 345 • *Cryptotermes venezolanus*; catalog; new combination; also incorrectly listed as an unidentified manuscript species. America.
- Araujo, 1977c: 15 • *Cryptotermes venezolanus*; catalog; incorrectly treated as a nomen nudum. America.
- Constantino, 1998b: 145 • *Cryptotermes venezolanus*; catalog; treated as a valid species; Venezuela presumed locality [Holmgren mentions only “Amerika”].
- Constantino, 2000a: 525, 529, fig. 6 • distribution map.

🌐 DISTRIBUTION: Neotropical Region—?Venezuela.

Cryptotermes verruculosus (Emerson, 1925)

Kalotermes (Cryptotermes) verruculosus Emerson, 1925: 329–330 (imago, soldier), fig. 30.

TYPE DATA: Holotype: AMNH soldier. Paratypes: AMNH imago, soldiers, nymphs.

TYPE LOCALITY: Guyana (British Guiana): Kartabo.

- Emerson, 1925: 328 • *Kalotermes (Cryptotermes) brevis*; localities [Penal Settlement only, fide Emerson].
- Snyder, 1949a: 44 • *Cryptotermes verruculosus*; catalog; new combination. Guyana.
- Krishna, 1961: 382 • *Cryptotermes verruculosus*; listed.
- Araujo, 1977c: 15 • *Cryptotermes verruculosus*; catalog. Guyana.
- Bacchus, 1987: 8, 9, 78–79, figs. 3, 49, 50, 91, 123 • *Cryptotermes verruculosus*; imago, soldier described and figured; key; reference list; locality. Guyana.
- Constantino, 1998b: 145 • *Cryptotermes verruculosus*; catalog. Guyana.
- Fontes, 1998: 325 • *Cryptotermes verruculosus*; catalog.
- Constantino, 2000a: 525, 529, fig. 6 • *Cryptotermes verruculosus*; distribution map.

🌐 DISTRIBUTION: Neotropical Region—Guyana.

†*Cryptotermes yamini* Krishna and Bacchus, 1987

†*Cryptotermes yamini* Krishna and Bacchus, 1987: 2–5 (imago), figs. 1, 2.

TYPE DATA: Holotype: AMNH imago.

TYPE LOCALITY: Dominican Republic [specific locality unknown]: ex amber.

- Poinar, 1992: 106 • *Cryptotermes yamini*; listed. Dominican amber.
- Spahr, 1992: 29 • *Cryptotermes yamini*; synonymy; amber fossil.
- Nel and Paicheler, 1993: 123 • *Cryptotermes yamini*; type data, paleontology, distribution.
- Fontes and Vulcano, 1998: 279 • *Cryptotermes yamini*; fossil catalog. New World.
- Fontes and Vulcano, 2004: 350 • *Cryptotermes yamini*; fossil catalog. New World.
- Arillo and Ortuño, 2005: 8 • *Cryptotermes yamini*; fossil catalog. Dominican Republic amber: Miocene.
- Engel and Krishna, 2007d: 273, figs. 7, 8, table 1 • *Cryptotermes yamini*; imago described and figured.
- Engel et al., 2009: 23, 25, 26, figs. 3, 4 • *Cryptotermes yamini*; character-state coding; phylogeny; geological time.

🌐 DISTRIBUTION: Neotropical Region—Dominican Republic.

✳️ FOSSIL RECORD: Cenozoic–Neogene: Miocene.

†*Cycalichnus* Genise, 1995

†*Cycalichnus* Genise, 1995: 294.

TYPE SPECIES: *Cycalichnus garciorum* Genise, 1995 by original designation.

▲ 1 fossil species.

🌐 DISTRIBUTION: Neotropical Region.

†*Cycalichnus garciorum* Genise, 1995

†*Cycalichnus garciorum* Genise, 1995: 294 (ichnofossil).

TYPE DATA: Holotype: MACN entomology 53818 ichnofossil: nest in wood: Cycad stem.

TYPE LOCALITY: Argentina: Patagonia, Rio Negros, 100 km north Valcheta, near Bajo Santa Rosa, Cañadon de Garcia, stream channel, near Estancia “El Palenque.”

- Fontes and Vulcano, 2004: 356 • *Cycalichnus garciorum*; fossil catalog. New World.

🌐 DISTRIBUTION: Neotropical Region—Argentina.

✳️ FOSSIL RECORD: Mesozoic–Cretaceous.

†*Electrotermes* Rosen, 1913

†*Electrotermes* Rosen, 1913a: 331 [first introduced as a subgenus of *Calotermes* Hagen, 1858].

TYPE SPECIES: *Calotermes affinis* Hagen, 1856 by original designation.

- Emerson, 1942: 10 • *Electrotermes*; listed.
- Snyder, 1949a: 357 • *Electrotermes*; catalog; reference list; listed under *Electrotermitinae*.
- Emerson, 1955: 507 • *Electrotermes*; number of species; distribution.
- Weidner, 1955b: 65 • *Electrotermes*; characters.

- Weidner, 1955f: 68 • *Electrotermes*; number of species; distribution.
- Krishna, 1961: 318–319 • *Electrotermes*; generic characters; key; reference list; distribution.
- Emerson, 1969: 22 • *Electrotermes*; characters.
- Morimoto, 1975b: 11 • *Electrotermes*; key.
- Carpenter, 1992: 139, fig. 83 • *Electrotermes*; characters; wing figured; species included; fossil distribution.
- Spahr, 1992: 29 • *Electrotermes*; synonymy.
- Thorne et al., 2000: 80 • *Electrotermes*; number of fossil species; age; distribution.
- Engel et al., 2007b: 13 • *Electrotermes*; synonymy; characters; species included.

▲ 3 fossil species.

🌐 DISTRIBUTION: Palaearctic Region.

†*Electrotermes affinis* (Hagen, 1856)

†*Termes affinis* Hagen in Pictet-Baraban and Hagen, 1856: 50 (imago), pl. 5: figs. 5b–e [*Termes affinis* Hagen, 1856 is a junior primary homonym of *Termes affinis* Goldenberg (= Goldberger), 1852: 39; also Goldenberg, 1854: 31 [now *Anagesthes affinis*; order Paleodictyoptera, of uncertain position; see Carpenter, 1992: 43. Under ICZN, 1999: art. 59.2, the name cannot be replaced, as the two taxa under consideration are not considered congeneric; Placed by Hagen in “Gruppe” *Kalotermes*].

TYPE DATA: Neotype: MCZ imago.

NEOTYPE DESIGNATION: Emerson, 1969: 26.

TYPE LOCALITY: “Prussia”: ex Baltic amber; see Emerson, 1969: 26 [type locality fixed by neotype selection].

- Hagen, 1854: 222 • *Kalotermes affinis*; nomen nudum; listed.
- Hagen, 1855: 306 • *Termes affinis*; nomen nudum; this name not available from 1855, as Sendel’s figure (1742: pl. 1: figs 6, 7) was identified by Hagen as either *T. antiquus* or “*T. affinis mihi*” which is only a conditional identification.
- Pictet-Baraban and Hagen, 1856: 50–51, pl. 5: fig. 5 • *Termes affinis*; imago described and figured; in figure legend incorrectly labeled *Termes obscurus*.
- Hagen, 1858c: 53–54 • *Calotermes affinis*; imago described; synonymy; distribution; new combination.
- Hagen, 1858b: 8 • *Calotermes affinis*; imago described, measured; synonymy; distribution.
- Hagen, 1862a: 58 • *Kalotermes affinis*; listed.
- Hagen, 1865: 8 • *Calotermes affinis*; discussion.
- Handlirsch, 1907: 697 • “*Calotermes*” *affinis*; listed; synonymy.
- Rosen, 1913a: 331 • *Calotermes (Electrotermes) affinis*; designated type species of new subgenus *Electrotermes*.
- Snyder, 1925d: chart 1 • *Electrotermes (Kalotermes) affinis*; listed.
- Statz, 1939: table 4 • *Electrotermes affinis*; listed; paleontology; new combination.
- Snyder, 1949a: 357 • *Electrotermes affinis*; catalog; reference list; synonymy. Baltic amber: Eocene.
- Bachofen-Echt, 1949: 96 • *Calotermes affinis*; listed. Baltic amber.
- Andrée, 1951: 50 • *Calotermes affinis*; discussion.
- Weidner, 1955b: 57, 65, 70–71, pl. 1: figs. 2–3 • *Electrotermes affinis*; imago described and figured; synonymy; ecology.
- Krishna, 1961: 314, 319, 332, figs. 3–4 • *Electrotermes affinis*; listed; forewing, leg figured; discussion.
- Weidner, 1968b: 17 • *Electrotermes affinis*; discussion.
- Emerson, 1969: 22–26, fig. 6 • *Electrotermes affinis*; imago described and figured; synonymy; paleontology; locality. Baltic Amber: Oligocene [now dated as Eocene].

- Burnham, 1978: 88 • *Electrotermes affinis*; listed.
- Spahr, 1992: 29–30 • *Electrotermes affinis*; synonymy; amber fossil.
- Nel and Paicheler, 1993: 118–119 • *Electrotermes affinis*; type data; paleontology; distribution.
- Weitschat and Wichard, 1998: 110, pl. 35, fig. f • *Electrotermes affinis*; listed; imago figured. Baltic amber.
- Perkovskii, 2000: 190–192 • *Electrotermes* close to *affinis*; fossil; imago described and figured; amber. Ukraine: Eocene.
- Engel et al., 2007b: 13, fig. 8 • *Electrotermes affinis*; imago measurements, figure; palaeontology; locality. Baltic amber.
- Engel et al., 2009: 23, 24, 26, figs. 3, 4 • *Electrotermes affinis*; character-state coding; phylogeny; geological time.

†*Termes obscurus* Pictet, 1854: 370, 371 [**nomen nudum**].

- Pictet-Baraban and Hagen, 1856: 50, pl. 5: fig. 5 • *Termes obscurus*; nomen nudum; error in figure legend, as it does not match text, where cited as synonym of *affinis*.
- Hagen, 1858c: 53 • *Termes obscurus*; cited as a synonym of *affinis*.

🌐 DISTRIBUTION: Palaearctic Region—Poland (Baltic amber).

✳️ FOSSIL RECORD: Cenozoic–Palaeogene: Eocene.

†*Electrotermes flecki* Nel and Bourguet, 2006

†*Electrotermes flecki* Nel and Bourguet, 2006: 107–111 (imago), figs. 6–9.

TYPE DATA: Holotype: MNHP PA 2542 imago. Paratype: MNHP PA 2404, PA2383 imago.

TYPE LOCALITY: France: Farm Le Quesnoy, Chevrière, region of Creil, Oise department.

🌐 DISTRIBUTION: Palaearctic Region—France.

✳️ FOSSIL RECORD: Cenozoic–Palaeogene: Eocene.

†*Electrotermes girardi* (Giebel, 1856)

†*Termes (Termopsis) girardi* Giebel, 1856: 294 (imago), 418.

TYPE DATA: Holotype (depository unknown): imago.

TYPE LOCALITY: Russia: Locality unknown (?Samland Peninsula).

- Hagen, 1858c: 53 • *Termopsis Girardi*; cited as synonym of *Calotermes affinis*.
- Handlirsch, 1907: 697 • “*Termopsis*” *Girardi*; listed; synonymy.
- Rosen, 1913a: 335, pl. 29, fig. 16, pl. 30, fig. 20 • *Calotermes (Electrotermes) girardi*; imago, middle tibia figured; new combination.
- Snyder, 1925d: chart 1 • *Electrotermes (Kalotermes) girardi*; generic rank of *Kalotermes* not clear; ?new combination; listed.
- Pongrácz, 1926: pl. 5 • *Termopsis Giardi* [sic]; phylogeny.
- Emerson, 1933b: 191 • *Termes (Termopsis) girardi*; remarks; systematic position in *Electrotermes*.
- Armbruster, 1941: 41 • *Termopsis girardi*; discussion.
- Snyder, 1949a: 358 • *Electrotermes girardi*; catalog; reference list; new combination. Baltic amber: Eocene.
- Weidner, 1955b: 57, 66, 70–71 • *Electrotermes girardi*; imago described; synonymy; ecology.
- Krishna, 1961: 319 • *Electrotermes girardi*; listed.
- Weidner, 1968b: 18 • *Electrotermes girardi*; discussion.

- Emerson, 1969: 26–27 • *Electrotermes girardi*; imago described; synonymy; paleontology; locality. Baltic amber: Oligocene [now dated as Eocene].
- Burnham, 1978: 88 • *Electrotermes giradi* [sic]; listed.
- Spahr, 1992: 30 • *Electrotermes girardi*; synonymy; amber fossil.
- Nel and Paicheler, 1993: 119 • *Electrotermes girardi*; type data; paleontology; distribution.
- Weitschat and Wichard, 1998: 110 • *Electrotermes girardi*; listed. Baltic amber.
- Engel et al., 2007b: 13 • *Electrotermes girardi*; remarks; retained as valid species.

🌐 DISTRIBUTION: Palaearctic Region—Russia.

✳ FOSSIL RECORD: Cenozoic–Palaeogene: Eocene.

†*Eotermes* Statz, 1939

†*Eotermes* Statz, 1939: 13 [*Eotermes* Haupt, 1956 (and sole species *E. multivenosus*) is Insecta: Blattodea (Emerson, 1969) and is in Unplaced Not Isoptera in this catalog, but Haupt's genus is a junior homonym of *Eotermes* Statz, 1939 and is in need of a replacement name].

TYPE SPECIES: *Eotermes grandaeva* Statz, 1939 by monotypy.

- Emerson, 1942: 10 • *Eotermes*; listed.
- Snyder, 1949a: 356 • *Eotermes*; catalog; listed under Electrotermitinae.
- Emerson, 1955: 507 • *Eotermes*; number of species; distribution.
- Weidner, 1955f: 68 • *Eotermes*; number of species; distribution.
- Emerson, 1969: 5–7 • *Eotermes*; characters described; systematics; synonymy.
- Carpenter, 1992: 140, fig. 83 • *Eotermes*; characters; wing figured; species included; fossil distribution.
- Thorne et al., 2000: 80 • *Eotermes*; number of fossil species; age; distribution.

▲ 1 fossil species.

🌐 DISTRIBUTION: Palaearctic Region.

†*Eotermes grandaeva* Statz, 1939

†*Eotermes grandaeva* Statz, 1939: 13–14 (imago), table 4, pl. 6: figs. 23–25.

TYPE DATA: Lectotype: LACM imago. Paralectotypes: LACM imagoes.

LECTOTYPE DESIGNATION: Emerson, 1969: 10.

TYPE LOCALITY: Germany: Siebengebirge, Rott.

- Armbruster, 1941: 16, 37, 39, 41 • *Eotermes grandaeva* (also *grandaevus*); discussion.
- Snyder, 1949a: 356 • *Eotermes grandaeva*; catalog. Germany: Oligocene.
- Weidner, 1955f: fig. 33 • *Eotermes grandaeva*; wing figured [incorrectly labeled as *Ulmeriella rottensis*].
- Weidner, 1968b: 18 • *Eotermes grandaeva*; discussion.
- Emerson, 1969: 7–10, figs. 1–2 • *Eotermes grandaeva*; imago described and figured; synonymy; paleontology; locality. Germany: Oligocene.
- Sphon, 1973: 21 • *Eotermes grandaeva*; collection catalog; types listed.
- Burnham, 1978: 88 • *Eotermes grandaeva*; listed.
- Martynova, 1991: 141, fig. 262 • *Eotermes grandaeva*; imago figured.
- Nel and Paicheler, 1993: 117 • *Eotermes grandaeva*; type data; paleontology; distribution.

🌐 DISTRIBUTION: Palaearctic Region—Germany.

✳ FOSSIL RECORD: Cenozoic–Palaeogene: Oligocene.

Epicalotermes Silvestri, 1918

Epicalotermes Silvestri, 1918b: 347.

TYPE SPECIES: *Epicalotermes aethiopicus* Silvestri, 1918 by original designation.

- Sjöstedt, 1926d: 23 • *Epicalotermes*; key.
- Emerson, 1928b: 405 • *Kalotermes* (*Epicalotermes*); distribution.
- Tembrock, 1944: fig. 10 • *Epicalotermes*; map; species distribution.
- Snyder, 1949a: 12 • *Epicalotermes*; catalog; treated as a synonym of *Kalotermes*.
- Krishna, 1961: 374–376 • *Epicalotermes*; stat. rev.; generic characters; key; reference list; phylogeny; distribution.
- Webb, 1961: 8 • *Epicalotermes*; key.
- Bouillon and Mathot, 1965: 18, 80, 81, pl. 8: fig. 17d • *Epicalotermes*; key; characters; imago mandibles figured.
- Bouillon and Mathot, 1971: table • *Epicalotermes*; number of species in Ethiopian Region; soldier measurements.
- Chaudhry et al., 1972: 5 • *Epicalotermes*; characters.
- Coaton and Sheasby, 1972: 24, 46, 101, figs. 6C–D, 28 • *Epicalotermes*; soldier figured; key; ecology; biology; distribution. Namibia.
- Akhtar, 1974b: 88, 89, 96, 97, 100 • *Epicalotermes*; distribution; ecology. Pakistan.
- Morimoto, 1975b: 11 • *Epicalotermes*; key.
- Roonwal and Rathore, 1978b: 229 • *Epicalotermes*; wing microsculpturing.
- Yamin, 1979: 11 • *Epicalotermes*; protozoa; species included.
- Chhotani and Bose, 1983: 122, 126 • *Epicalotermes*; distribution. Arabian Peninsula.
- Roonwal, 1983b: 362 • *Epicalotermes*; wing microsculpturing.
- Roonwal and Chhotani, 1989: 348–350 • *Epicalotermes*; synonymy; characters; distribution and composition.
- Akhtar and Ahmad, 1997: 214, 218 • *Epicalotermes*; zoogeographical distribution. Pakistan.
- Uys, 2002: 15, 19–20, fig. 25 • *Epicalotermes*; key; species included; diagnosis; biology; distribution. South Africa.

▲ 6 species.

🌐 DISTRIBUTION: Ethiopian Region; Oriental Region.

Epicalotermes aethiopicus Silvestri, 1918

Epicalotermes aethiopicus Silvestri, 1918b: 349–350 (imago, soldier, nymph), fig. I.

TYPE DATA: Syntypes: AMNH soldier, nymphs, IEA imago, soldier, NHRM soldier.

TYPE LOCALITY: Eritrea: Mayabal, 8 km from Nefas.

- Hegh, 1922: 85, 346, 604, 683 • *Epicalotermes aethiopicus*; biology; reference list; distribution.
- Sjöstedt, 1926d: 44, fig. 13 • *Epicalotermes aethiopicus*; soldier figured; reference list; biology; remarks; locality. Eritrea.
- Jucci, 1937: 306 • *Epicalotermes aethiopicus*; distribution.
- Ghidini, 1938: 226 • *Epicalotermes aethiopicus*; remarks; distribution. Eritrea; Ethiopia.
- Snyder, 1949a: 12 • *Kalotermes aethiopicus*; catalog; reference list; new combination. Eritrea.
- Harris, 1957c: 422 • *Kalotermes aethiopicus*; distribution. Eritrea; Saudi Arabia; Yemen: South Yemen.
- Krishna, 1961: 374, 375, 376, 398, figs. 70, 72 • *Epicalotermes aethiopicus*; listed; nymph mandibles, soldier figured.
- Harris, 1961a: 29 • *Epicalotermes aethiopicus*; nest; distribution.
- Krishna, 1962b: 10, 13 • *Epicalotermes aethiopicus*; comparisons.

- Bouillon and Mathot, 1965: 37, 39, 80, 81, pl. 8: figs. 17a–17c • *Epicalotermes aethiopicus*; catalog; soldier figured.
- Bouillon and Mathot, 1971: table: no. 17 • *Epicalotermes aethiopicus*; measurements.
- Akhtar, 1974a: 32 • *Epicalotermes aethiopicus*; cited.
- Johnson and Wood, 1980: 279–293 • *Epicalotermes aethiopicus*; checklist; ecology; distribution.
- Chhotani and Bose, 1982: 74 • *Epicalotermes aethiopicus*; discussion. Saudi Arabia.
- Chhotani and Bose, 1983: 122 • *Epicalotermes aethiopicus*; distribution. Arabian Peninsula.
- Wanyonyi et al., 1984: 2 • *Epicalotermes aethiopicus*; checklist; distribution. Kenya.
- Weidner, 1984: 6 • *Epicalotermes aethiopicus*; listed. Saudi Arabia; southern Arabia.
- Chhotani and Bose, 1986: 122 • *Epicalotermes aethiopicus*; material listed. Saudi Arabia.
- Badawi et al., 1986a: 416 • *Epicalotermes aethiopicus*; distribution. Saudi Arabia.
- Cowie, 1989a: 159, table 1 • *Epicalotermes aethiopicus*; checklist; biogeography; distribution. Saudi Arabia; South Yemen.
- Cowie et al., 1990: 22, 24, table 1 • *Epicalotermes aethiopicus*; checklist; distribution. Ethiopia.
- Chhotani and Bose, 1991: 256–257, 261–262 • *Epicalotermes aethiopicus*; distribution; key. Saudi Arabia.
- Faragalla, 2002: 203 • *Epicalotermes aethiopicus*; checklist; ecozoogeography. Saudi Arabia.

🌐 DISTRIBUTION: Ethiopian Region—Eritrea; Ethiopia; Kenya; Yemen: South Yemen. ♦ Palaearctic Region—Saudi Arabia.

Epicalotermes kempae (Wilkinson, 1954)

Kalotermes kempae Wilkinson, 1954: 75–77 (imago, soldier), fig. 1.

TYPE DATA: Holotype: BMNH imago ♀. Paratypes: BMNH imagoes, soldiers, AMNH imagoes, soldiers, NCIP imagoes, soldiers.

TYPE LOCALITY: Tanzania: Tanga District: Mwakijembe.

- Kirby, 1942b: 207 • *Kalotermes s. lat.*; sp. nov.; protozoa.
- Kemp, 1955: 114, 116, 117, 123, pl. 8: fig. 2 • *Kalotermes kempae*; ecology; distribution based on vegetation zones. Tanzania.
- Krishna, 1961: 374, 376, 395, fig. 71 • *Epicalotermes kempae*; listed; wings figured; protozoa; new combination.
- Krishna, 1962b: 11, 13 • *Epicalotermes kempae*; comparisons.
- Bouillon and Mathot, 1965: 39 • *Epicalotermes kempae*; catalog. Tanzania.
- Bouillon, 1970: 233 • *Epicalotermes kempae*; flight records. Tanzania.
- Bouillon and Mathot, 1971: table: no. 18 • *Epicalotermes kempae*; measurements.
- Akhtar, 1974a: 31, 32 • *Epicalotermes kempae*; comparisons.
- Ruelle, 1975b: 2 • *Epicalotermes kempae*; types listed.
- Roonwal, 1977d: 34 • *Epicalotermes kempae*; wing microsculpturing.
- Wanyonyi et al., 1984: 2 • *Epicalotermes kempae*; checklist; distribution. Kenya; Tanzania.

🌐 DISTRIBUTION: Ethiopian Region—Kenya; Tanzania.

Epicalotermes mkuzii (Coaton, 1949)

Kalotermes mkuzii Coaton, 1949b: 53–59 (imago, soldier), fig. 9.

TYPE DATA: Holotype: NCIP No. 1405A imago. Paratypes: NCIP No. 1405 imagoes, soldiers, AMNH imagoes, soldier, AMNH imago, soldiers, nymphs [four series from non-type localities], NCIP F.1455, 1400, 1456, 1541, 1410; TM. 559, 787, 788 imagoes, soldiers [not type localities].

TYPE LOCALITY: South Africa: Lower Mkuzi Drift.

- Kirby, 1942b: 206 • *Kalotermes s. str.*; sp. nov.; protozoa.
- Kirby, 1945: 270, 271 • *Kalotermes* sp. nov.; protozoa.
- Coaton, 1950: 29, 31 • *Kalotermes mkuzii*; key.
- Krishna, 1961: 376, 395, 396 • *Epiclotermes mkuzii*; listed; protozoa; new combination.
- Krishna, 1962b: 11, 13 • *Epiclotermes mkuzii*; comparisons.
- Bouillon and Mathot, 1965: 39 • *Epiclotermes mkuzii*; catalog. South Africa.
- Bouillon and Mathot, 1971: table: no. 19 • *Epiclotermes mkuzii*; measurements.
- Akhtar, 1974a: 31, 32 • *Epiclotermes mkuzii*; comparisons.
- Ruelle, 1975b: 2 • *Epiclotermes mkuzii*; types listed.
- Wanyonyi et al., 1984: 2 • *Epiclotermes mkuzii*; checklist; distribution. Tanzania.

🌐 DISTRIBUTION: Ethiopian Region—South Africa; Swaziland; Tanzania.

Epiclotermes munroi (Coaton, 1949)

Kalotermes munroi Coaton, 1949b: 48–53 (imago, soldier), fig. 8.

TYPE DATA: Holotype: NCIP No. 600A imago. Paratypes: NCIP Nos. 600B–D, 664–668, 794 imagoes, soldiers, AMNH imago, soldier, NCIP imagoes, soldiers [not type localities].

TYPE LOCALITY: South Africa: Saltpan, near Hammanskraal.

- Kirby, 1945: 270 • *Kalotermes* sp. nov.; protozoa.
- Coaton, 1950: 30, 32 • *Kalotermes munroi*; key.
- Krishna, 1961: 376, 396 • *Epiclotermes munroi*; listed; protozoa; new combination.
- Krishna, 1962b: 10, 13 • *Epiclotermes munroi*; comparisons.
- Bouillon and Mathot, 1965: 39 • *Epiclotermes munroi*; catalog. South Africa.
- Bouillon and Mathot, 1971: table: no. 20 • *Epiclotermes munroi*; measurements.
- Akhtar, 1974a: 31, 32 • *Epiclotermes munroi*; cited.
- Ruelle, 1975b: 2 • *Epiclotermes munroi*; types listed.
- Uys, 2002: figs. 22–24 • *Epiclotermes munroi*; soldier, nest figured.

🌐 DISTRIBUTION: Ethiopian Region—South Africa.

Epiclotermes pakisticus Akhtar, 1974

Epiclotermes pakisticus Akhtar, 1974a: 29–33 (imago, soldier), figs. 4–5.

TYPE DATA: Holotype: ZUPL soldier. Paratypes: ZUPL imago, soldier, FRIP imago, soldier, FESG imago, soldier, AMNH imago, soldiers, nymphs, BMNH imago, soldier.

TYPE LOCALITY: Pakistan: Baluchistan: Gwadar.

- Chaudhry et al., 1972: 6 • *Epiclotermes pakisticus*; nomen nudum; biology; distribution. Pakistan.
- Akhtar, 1974b: 101 • *Epiclotermes pakisticus*; distribution. Pakistan.
- Ahmad, 1986: 16 • *Epiclotermes pakisticus*; distribution. Pakistan: Baluchistan.
- Roonwal and Chhotani, 1989: 351–353, figs. 191–192 • *Epiclotermes pakisticus*; imago, soldier described and figured; synonymy; key. Pakistan.
- Ahmad and Akhtar, 2002: 10 • *Epiclotermes pakisticus*; catalog. Pakistan.

🌐 DISTRIBUTION: Palearctic Region—Pakistan: Baluchistan.

Epicalotermes planifrons* Krishna, 1962**Epicalotermes planifrons* Krishna, 1962b: 10–13 (imago, soldier), figs. 5, 6.**

TYPE DATA: Holotype: AMNH soldier. Paratypes: AMNH king, queen, soldiers, nymphs, NCIP soldier.

TYPE LOCALITY: Madagascar: 15 km SE Tuléar [23°25'S, 43°45'E].

- Kirby, 1945: 271 • *Kalotermes* sp. nov.; protozoa.
- Krishna, 1961: 376, 396 • *Epicalotermes* n. sp.; listed.

🌐 DISTRIBUTION: Ethiopian Region—Madagascar.

Eucryptotermes* Holmgren, 1911**Eucryptotermes* Holmgren, 1911a: 53, 55 [first introduced as a subgenus of *Calotermes* Hagen, 1858].**TYPE SPECIES: *Calotermes hageni* Müller, 1873 (= *Eucryptotermes wheeleri* Snyder and Emerson, 1949a) by original designation.

- Holmgren, 1911a: 55 • *Calotermes* (*Eucryptotermes*); characters; species included; distribution.
- Emerson, 1928b: 405 • *Kalotermes* (*Eucryptotermes*); distribution.
- Emerson, 1942: 10 • *Eucryptotermes*; listed.
- Snyder, 1949a: 44 • *Eucryptotermes*; catalog.
- Emerson, 1955: 508 • *Eucryptotermes*; number of species; distribution.
- Weidner, 1955f: 68 • *Eucryptotermes*; number of species; distribution.
- Roonwal and Sen-Sarma, 1960: 98 • *Eucryptotermes*; key.
- Krishna, 1961: 328–331 • *Eucryptotermes*; generic characters; key; reference list; phylogeny; distribution.
- Araujo, 1970d: 532 • *Eucryptotermes*; distribution; number of species in Neotropical Region.
- Morimoto, 1975b: 10 • *Eucryptotermes*; key.
- Araujo, 1977c: 15 • *Eucryptotermes*; catalog.
- Constantino, 1997a: 125 • *Eucryptotermes*; discussion.
- Constantino, 1998b: 145 • *Eucryptotermes*; catalog.
- Fontes and Monteiro, 1998: 34 • *Eucryptotermes*; etymology and pronunciation.
- Constantino, 1999a: 395, 410 • *Eucryptotermes*; key; biology; distribution.
- Constantino, 2002a: 16 • *Eucryptotermes*; key.

▲ 2 species.

🌐 DISTRIBUTION: Neotropical Region.

Eucryptotermes breviceps* Constantino, 1997**Eucryptotermes breviceps* Constantino, 1997a: 126–129 (imago, soldier), figs. 1–7.**

TYPE DATA: Holotype: INPA soldier. Paratypes: INPA imagoes, soldier, MZUSP imagoes, soldiers, nymphs.

TYPE LOCALITY: Brazil, Amazonas State: Balbina.

- Constantino, 1998b: 145 • *Eucryptotermes breviceps*; catalog. Brazil.
- Fontes, 1998: 325 • *Eucryptotermes breviceps*; catalog.

🌐 DISTRIBUTION: Neotropical Region—Brazil: Amazonas.

Eucryptotermes hagenii (Müller, 1873)

Calotermes Hagenii Müller, 1873: 341 (soldier) [not preoccupied by *Termes* (*Calotermes*) *hageni* Goldenberg, 1873: 12 (not 1854, as stated by Snyder, 1949a: 44). Goldenberg's taxon is a non-termite fossil (?arachnid); this epithet has never been placed in combination with *Calotermes*].

TYPE DATA: Syntypes: AMNH imagoes, soldier, nymphs, NHRM soldier, IEA imagoes, soldier.

TYPE LOCALITY: Brazil: Santa Catarina: Blumenau.

- Silvestri, 1903: 30, 104 • *Calotermes Hagenii*; listed.
- Holmgren, 1911a: 55, pl. 3: fig. 14, pl. 4: fig. 23 • *Calotermes* (*Eucryptotermes*) *Hageni* [sic]; listed. South America.
- Snyder, 1922: 18 • *Calotermes hageni* [sic]; cited.
- Ahmad, 1950: 81, fig. 5 • *Eucryptotermes hageni* [sic]; imago mandibles figured; new combination.
- Krishna et al., this work • *Eucryptotermes hagenii*; **reinstated**.

Eucryptotermes wheeleri Snyder and Emerson, 1949a: 44 [unnecessary *nom. nov.* for *Calotermes hagenii* Müller 1873, as this taxon is not a secondary homonym of *Termes* (*Calotermes*) *hageni* Goldenberg, 1873: 12 (1854 incorrect date)].

- Snyder, 1949a: 44 • *Eucryptotermes wheeleri*; catalog; reference list; synonymy. South America.
- Araujo, 1958a: 192 • *Eucryptotermes wheeleri*; distribution.
- Krishna, 1961: 328–331, figs. 15, 16, 17, 18 • *Eucryptotermes wheeleri*; listed; imago, soldier figured.
- Dourojeanni, 1964: 80–81 • *Eucryptotermes wheeleri*; synonymy; distribution.
- Morimoto, 1975b: 10, fig. 7 • *Eucryptotermes wheeleri*; soldier figured.
- Araujo, 1977c: 15 • *Eucryptotermes wheeleri*; catalog; synonymy. Brazil.
- Martins and Mesa, 1995: 958–967 • *Eucryptotermes wheeleri*; chromosomes; translocations.
- Constantino, 1997a: 129–130 • *Eucryptotermes wheeleri*; imago, soldier measurements; characters; remarks; distribution. Brazil.
- Constantino, 1998b: 145 • *Eucryptotermes wheeleri*; catalog; synonymy. Brazil.
- Fontes, 1998: 325 • *Eucryptotermes wheeleri*; catalog.
- Constantino, 1999a: figs. 20, 21 • *Eucryptotermes wheeleri*; soldier figured.
- Constantino, 2002a: figs. 34–35 • *Eucryptotermes wheeleri*; soldier figured.
- Constantino, 2002c: 356, table 1 • *Eucryptotermes wheeleri*; checklist; damage; distribution. Brazil.

🌐 DISTRIBUTION: Neotropical Region—Brazil: Santa Caterina.

Glyptotermes Froggatt, 1897

Glyptotermes Froggatt, 1897a: 543.

TYPE SPECIES: *Glyptotermes tuberculatus* Froggatt, 1897 by subsequent designation, see Snyder, 1949a: 45 (*tuberculatus* selected as type species).

- Hagen, 1861b: 1 • *Kalotermes* [part]; characters.
- Desneux, 1904a: 20–22 • *Calotermes* [part]; reference list; synonymy; *Glyptotermes* treated as a synonym; characters; species included; biology.
- Froggatt, 1905: 23–24 • *Glyptotermes*; characters.
- Holmgren, 1910b: 285 • *Calotermes* (*Glyptotermes*); listed; *borneensis* Haviland 1898 cited as type species [incorrectly, as it was not included the original list of species of *Glyptotermes* by Froggatt, 1897].
- Holmgren, 1911a: 53, 55 • *Calotermes* (*Glyptotermes*) *borneensis*; incorrectly cited as type species; characters; species included; distribution.

- Holmgren, 1913c: 37 • *Calotermes* (*Glyptotermes*); key.
- Snyder, 1924i: 9–10 • *Glyptotermes*; discussion.
- Snyder, 1925e: 157 • *Kalotermes* (*Glyptotermes*); characters; comparisons.
- Sjöstedt, 1926d: 22, 23, 42 • *Glyptotermes*; reference list; key; forewing figured.
- Emerson, 1928b: 405, 418 • *Kalotermes* (*Glyptotermes*); key; distribution.
- Light, 1930f: 16, 19 • *Glyptotermes*; key.
- Kemner, 1934b: 29, 38 • *Glyptotermes*; synonymy; key.
- Snyder, 1934a: 24, 27 • *Kalotermes* (*Glyptotermes*); key.
- Hare, 1937: 461, 474, 475, pls. 1, 2 • *Glyptotermes*; phylogeny; Holmgren's phylogeny compared.
- Emerson, 1942: 10 • *Glyptotermes*; listed.
- Hill, 1942: 14, 36–37, 85 • *Calotermes* (*Glyptotermes*); key; synonymy; imago, soldier diagnosed.
- Tembrock, 1944: fig. 10 • *Glyptotermes*; map; species distribution.
- Snyder, 1949a: 45 • *Glyptotermes*; catalog; reference list; synonymy.
- Cachan, 1949: 185, 187, 208 • *Glyptotermes*; key; characters.
- Lal and Menon, 1953: 8, 11–12 • *Kalotermes* (*Glyptotermes*); catalog; reference list; key.
- Emerson, 1955: 507, 508 • *Glyptotermes*; number of species; distribution.
- Weidner, 1955f: 46, 68 • *Glyptotermes*; key; number of species; distribution.
- Ahmad, 1958: 35, 36 • *Glyptotermes*; key.
- Calaby and Gay, 1959: 212 • *Glyptotermes*; zoogeography; number of species.
- Roonwal and Sen-Sarma, 1960: 98 • *Glyptotermes*; key.
- Krishna, 1961: 343–348 • *Glyptotermes*; generic characters; key; reference list; synonymy; phylogeny; distribution.
- Webb, 1961: 9 • *Glyptotermes*; key.
- Ranaweera, 1962: 90 • *Glyptotermes*; key.
- Tsai and Chen, 1964b: 42, 43, 50 • *Glyptotermes*; key; characters.
- Ahmad, 1965: 7, 8 • *Glyptotermes*; key.
- Bouillon and Mathot, 1965: 17, 78, 79, pl. 7: fig. 14d • *Glyptotermes*; key; characters; imago mandibles figured.
- Harris, 1968c: 5 • *Glyptotermes*; key.
- Araujo, 1970d: 532 • *Glyptotermes*; distribution; number of species in Neotropical Region.
- Bess, 1970: 469 • *Glyptotermes*; number of species; distribution. Oceanic Islands.
- Bouillon and Mathot, 1971: table • *Glyptotermes*; number of species in Ethiopian Region; soldier measurements.
- Chaudhry et al., 1972: 3 • *Glyptotermes*; characters.
- Chhotani and Bose, 1973: 232 • *Glyptotermes*; distribution. Indian region.
- Sen-Sarma, 1974: 424, 450–451 • *Glyptotermes*; ecology and biogeography.
- Akhtar, 1975: 4 • *Glyptotermes*; key.
- Chhotani, 1975c: 115–118 • *Glyptotermes*; synonymy; caste characters; key to species.
- Chhotani, 1975b: 113 • *Glyptotermes*; Oriental species discussed.
- Morimoto, 1975b: 10, 11 • *Glyptotermes*; key.
- Sen-Sarma et al., 1975: 4, 7 • *Glyptotermes*; distribution and ecology; key. India.
- Araujo, 1977c: 15, 16 • *Glyptotermes*; catalog.
- Roonwal and Rathore, 1978b: 228 • *Glyptotermes*; wing microsculpturing.
- Chhotani and Bose, 1979b: 18 • *Glyptotermes*; nesting behavior and nests. India.
- Sen-Sarma and Thakur, 1979: 4 • *Glyptotermes*; key.
- Yamin, 1979: 12–15 • *Glyptotermes*; protozoa; species included.
- Chhotani, 1980: 3, 18–19 • *Glyptotermes*; Indian species listed; key.
- Maiti, 1983: 16, 20 • *Glyptotermes*; key.
- Roonwal and Verma, 1983: 28 • *Glyptotermes*; wing microsculpturing.
- Roonwal, 1983b: 362 • *Glyptotermes*; wing microsculpturing.
- Abe, 1984: 71 • *Glyptotermes*; distribution.
- Bose, 1984: 17–18, 52–53 • *Glyptotermes*; key; synonymy; remarks.
- Collins, 1984: 76 • *Glyptotermes*; key.
- Chhotani, 1986: 22 • *Glyptotermes*; Oriental Region distribution and zoogeography.

- Huang et al., 1989: 112, 127–128 • *Glyptotermes*; key; characters; distribution.
- Roonwal and Chhotani, 1989: 280–285 • *Glyptotermes*; synonymy; characters; distribution and composition; key to species.
- Thakur, 1989b: 352 • *Glyptotermes*; ecology.
- Nickle and Collins, 1992: 215, 216, 217, 218 • *Glyptotermes*; key; characters.
- Maiti and Saha, 1993: 515 • *Glyptotermes*; key.
- Watson and Abbey, 1993b: 2 • *Glyptotermes*; remarks; Australian species.
- Maiti and Chakraborty, 1994: 7 • *Glyptotermes*; key.
- Eldridge, 1996: 167–168 • *Glyptotermes*; characters; key to Australian species.
- Constantino, 1998b: 145 • *Glyptotermes*; catalog.
- Fontes, 1998: 325 • *Glyptotermes*; catalog.
- Fontes and Monteiro, 1998: 34 • *Glyptotermes*; etymology and pronunciation.
- Constantino, 1999a: 395, 410 • *Glyptotermes*; key; biology; distribution.
- Bose, 1999: 24, 143 • *Glyptotermes*; key; distribution.
- Huang and Li, 1999: 271 • *Glyptotermes*; key; characters.
- Takematsu, 1999c: 40 • *Glyptotermes*; key based on gut characters.
- Huang et al., 2000: 166, 183–184 • *Glyptotermes*; key; characters; distribution.
- Maiti et al., 2000: 297 • *Glyptotermes*; key.
- Thorne et al., 2000: 80 • *Glyptotermes*; number of fossil species; age; distribution.
- Scheffrahn et al., 2001b: 426 • *Glyptotermes*; characters; distribution.
- Constantino, 2002a: 16 • *Glyptotermes*; key.
- Sornnuwat et al., 2004: 356, 358 • *Glyptotermes*; key; number of species. Thailand.
- Engel and Krishna, 2007d: 265–266 • *Glyptotermes*; distribution; fossil species.

Lobitermes Holmgren, 1911a: 53, 56 [first introduced as a subgenus of *Calotermes* Hagen, 1858].

TYPE SPECIES: *Calotermes pinangae* Havliand, 1898 by original designation.

- Emerson, 1928b: 406 • *Kalotermes* (*Lobitermes*); distribution.
- Tsai and Chen, 1964b: 42, 43, 55 • *Lobitermes*; key; characters.
- Snyder, 1949a: 45 • *Lobitermes*; synonymized with *Glyptotermes*.

▲ 127 living species, 4 fossil species.

🌐🌐🌐 DISTRIBUTION: Australian Region; Ethiopian Region; Nearctic Region; Neotropical Region; Oriental Region; Palearctic Region; Papuan Region.

Glyptotermes adamsoni Krishna and Emerson, 1962

Glyptotermes adamsoni Krishna and Emerson, 1962: 39–42 (imago, soldier), figs. 21–22.

TYPE DATA: Holotype: AMNH soldier. Paratypes: AMNH imagoes, soldiers, AMNH imagoes, soldier, nymphs (three series from non-type localities).

TYPE LOCALITY: Trinidad, Near Arima [10°40'N, 61°20'W].

- Adamson, 1940a: 13 • *Glyptotermes* sp. listed. Trinidad and Tobago.
- Araujo, 1977c: 16 • *Glyptotermes adamsoni*; catalog. Trinidad and Tobago.
- Scheffrahn et al., 1994: 224, 225, 230 • *Glyptotermes adamsoni*; distribution. Trinidad and Tobago.
- Constantino, 1998b: 145 • *Glyptotermes adamsoni*; catalog. Trinidad and Tobago.
- Scheffrahn et al., 2003b: 33–38 • *Glyptotermes adamsoni*; distribution. Trinidad and Tobago.

🌐 DISTRIBUTION: Neotropical Region—Trinidad and Tobago.

***Glyptotermes almorensis* Gardner, 1945**

***Glyptotermes almorensis* Gardner, 1945: 104–105 (imago, soldier), fig. 1.**

TYPE DATA: Lectotype: FRI soldier. Paralectotypes: FRI imagoes, soldier, pseudoworkers, BMNH imago, pseudoworkers, AMNH imago, soldier, pseudoworkers.

LECTOTYPE DESIGNATION: Chhotani, 1975c: 127.

TYPE LOCALITY: India: Uttarakhand: Almora District: Bajwar [31.30°N, 75.55°E].

- Snyder, 1949a: 45 • *Glyptotermes almorensis*; catalog; reference list. India.
- Lal and Menon, 1953: 12 • *Kalotermes (Glyptotermes) almorensis*; catalog; reference list. India.
- Roonwal and Pant, 1953: 44 • *Glyptotermes almorensis*; collection catalog. India.
- Ahmad, 1958: 48, 52 • *Glyptotermes almorensis*; key.
- Krishna, 1961: 347 • *Glyptotermes almorensis*; listed.
- Mathur and Thapa, 1962a: 9 • *Glyptotermes almorensis*; collection catalog. India.
- Akhtar, 1975: 17 • *Glyptotermes almorensis*; comparisons.
- Chhotani, 1975b: 118 • *Glyptotermes almorensis*; distribution. India.
- Chhotani, 1975c: 117–128, figs. 2–5 • *Glyptotermes almorensis*; imago, soldier, pseudoworker described and figured; synonymy; distribution; key. India.
- Sen-Sarma et al., 1975: 10, 51, 64 • *Glyptotermes almorensis*; distribution and ecology; key. India.
- Maiti, 1976: 121 • *Glyptotermes almorensis*; comparisons.
- Roonwal, 1977d: 32, 34 • *Glyptotermes almorensis*; wing microsculpturing.
- Thakur, 1978d: 96 • *Glyptotermes almorensis*; damage; distribution.
- Chhotani, 1980: 4, 19–20, fig. 4A • *Glyptotermes almorensis*; imago, soldier described and figured; distribution; host and pest status; biology and ecology; key. India.
- Sen-Sarma and Thakur, 1980a: 5–7, fig. 3 • *Glyptotermes almorensis*; imago measured; soldier measured and figured; synonymy; distribution. India.
- Maiti and Chakraborty, 1981: 83 • *Glyptotermes almorensis*; comparisons.
- Roonwal and Chhotani, 1989: 286–291, figs. 155–158 • *Glyptotermes almorensis*; imago, soldier, pseudoworker described and figured; synonymy; key. India.
- Verma, 1995a: 47 • *Glyptotermes almorensis*; distribution. India: western Himalaya.
- Ahmad and Akhtar, 2002: 6 • *Glyptotermes almorensis*; catalog. India.

 DISTRIBUTION: Oriental Region—India: Uttarakhand.


***Glyptotermes amplus* Scheffrahn, Su, and Křeček, 2001**

***Glyptotermes amplus* Scheffrahn et al., 2001b: 427–429 (imago, soldier), figs. 1, 2a.**

TYPE DATA: Holotype: AMNH soldier [not deposited as of 2010]. Paratypes: AMNH soldiers [not deposited as of 2010], USNM imagoes, soldiers [not type locality], FSCA imagoes, soldiers [not type locality], FTLD soldiers [not type locality].

TYPE LOCALITY: St. Lucia: Edmond Forest Reserve [13.838°N, 60.996°W].

- Scheffrahn et al., 2001b: 426–430, figs. 1–2 • *Glyptotermes amplus*; imago, soldier described and figured; distribution. St. Lucia.

 DISTRIBUTION: Neotropical Region—St. Lucia.

***Glyptotermes angustithorax* Ping and Xu, 1986**

***Glyptotermes angustithorax* Ping and Xu, 1986a: 107–108 (imago, soldier), fig. 2.**

TYPE DATA: Holotype: GIEC soldier. Paratypes: GIEC imagoes, soldiers.

TYPE LOCALITY: China: Hainan.

- Huang et al., 1989: 141–142, fig. 61 • *Glyptotermes angustithorax*; imago, soldier described and figured; key. China: Hainan.
- Gao et al., 1992a: 36 • *Glyptotermes angustithorax*; checklist; distribution. China: Guangdong.
- Hua, 2000: 23 • *Glyptotermes angustithorax*; listed. China: Hainan.
- Huang et al., 2000: 187–188, fig. 55 • *Glyptotermes angustithorax*; soldier described and figured; key. China.
- Ahmad and Akhtar, 2002: 6 • *Glyptotermes angustithorax*; catalog. China.

🌐 DISTRIBUTION: Oriental Region—China: Guangdong, Hainan.

Glyptotermes angustus (Snyder, 1925)

Kalotermes (Glyptotermes) angustus Snyder, 1925j: 184–185 (imago, soldier), fig. 5a.

TYPE DATA: Holotype: USNM No. 27267 soldier. Paratypes: USNM imagoes, soldier, nymphs, NHMM imago, MCZ No. 1053?.

TYPE LOCALITY: Panama: Canal Zone: Rio Chinilla.

- Snyder, 1934b: 97 • *Kalotermes (Glyptotermes) angustus*; locality. Costa Rica.
- Hare, 1937: 467, pl. 7: fig. 9 • *Kalotermes (Glyptotermes) angustus*; imago/worker, soldier mandibles measurements and figure.
- Kirby, 1941: 52 • *Glyptotermes angustus*; protozoa; new combination.
- Kirby, 1942b: 182 • *Glyptotermes angustus*; protozoa.
- Kirby, 1945: 248, 255, 296 • *Glyptotermes angustus*; protozoa.
- Snyder, 1949a: 45 • *Glyptotermes angustus*; catalog; synonymy. Panama.
- Krishna, 1961: 347, 391, 395, 396, 397, 398 • *Glyptotermes angustus*; listed; protozoa.
- Krishna and Emerson, 1962: 42, 56, 58 • *Glyptotermes angustus*; comparisons.
- Mathur and Thapa, 1962a: 9 • *Glyptotermes angustus*; collection catalog. Panama.
- Van Boven, 1969a: 38 • *Glyptotermes angustus*; types listed.
- Araujo, 1977c: 16 • *Glyptotermes angustus*; catalog; synonymy. Costa Rica; Panama.
- Nickle and Collins, 1992: 208, 218, fig. 13.40 • *Glyptotermes angustus*; soldier figured; key; distribution. Panama.
- Constantino, 1998b: 145 • *Glyptotermes angustus*; catalog; synonymy. Costa Rica; Panama.
- Fontes, 1998: 325 • *Glyptotermes angustus*; catalog.
- Scheffrahn et al., 2005c: 500, table 1 • *Glyptotermes angustus*; checklist; distribution. Nicaragua.
- Roisin et al., 2006: 301–311 • *Glyptotermes angustus*; ecology; canopy forest; species richness; vertical distribution. Panama.

Kalotermes (Glyptotermes) barbouri Snyder, 1925j: 185–186 (imago, soldier), fig. 5b.

TYPE DATA: Holotype: USNM No. 27269 soldier. Paratypes: USNM imago, soldier.

TYPE LOCALITY: Panama: Canal Zone, Barro Colorado Island.

- Snyder, 1949a: 45 • *Glyptotermes barbouri*; synonymized with *angustus*.

🌐 DISTRIBUTION: Neotropical Region—Costa Rica; Nicaragua; Panama.

Glyptotermes arshadi Akhtar, 1975

Glyptotermes arshadi Akhtar, 1975: 15–17 (soldier), fig. 7.

TYPE DATA: Holotype: ZUPL soldier. Paratypes: ZUPL soldiers, FRIP soldiers, USNM soldiers, AMNH soldiers, BMNH soldiers.

TYPE LOCALITY: Bangladesh: Adampur.

- Chaudhry et al., 1972: 3 • *Glyptotermes arshadi*; nomen nudum; biology; distribution. Bangladesh.
- Ahmad, 1986: 17 • *Glyptotermes arshadi*; distribution. Bangladesh.
- Roonwal and Chhotani, 1989: 291–293, fig. 159 • *Glyptotermes arshadi*; soldier described and figured; synonymy; key. Bangladesh.
- Ahmad and Akhtar, 2002: 6 • *Glyptotermes arshadi*; catalog. Bangladesh.

🌐 DISTRIBUTION: Oriental Region—Bangladesh.

Glyptotermes asperatus (Snyder, 1926)

Kalotermes (Calcaritermes) asperatum Snyder, 1926a: 20–22 (imago, soldier), fig. 2 [emended to “*asperatus*” to agree with the gender of the genus by Krishna, 1961].

TYPE DATA: Syntypes: USNM No. 28656 imagoes, soldiers, AMNH imago, soldier, nymphs.

TYPE LOCALITY: Costa Rica: Santa Clara Province: Hamburg Farm.

- Snyder, 1934b: 97 • *Kalotermes (Calcaritermes) asperatum*; locality. Costa Rica.
- Snyder, 1949a: 45 • *Glyptotermes asperatum*; catalog; new combination. Costa Rica.
- Krishna, 1961: 347 • *Glyptotermes asperatus*; listed.
- Krishna, 1962a: 56, 58, 60, 63 • *Glyptotermes asperatus*; comparisons.
- Araujo, 1977c: 16 • *Glyptotermes asperatum* [sic]; catalog. Costa Rica.
- Constantino, 1998b: 145 • *Glyptotermes asperatum* [sic]; catalog. Costa Rica.

🌐 DISTRIBUTION: Neotropical Region—Costa Rica.

Glyptotermes baliochilus Ping and Xu, 1986

Glyptotermes baliochilus Ping and Xu, 1986a: 109–110 (soldier), fig. 4.

TYPE DATA: Holotype: GIEC soldier. Paratypes: GIEC soldiers.

TYPE LOCALITY: China: Hainan Island: Changjiang County.

- Huang et al., 1989: 161–162, fig. 82 • *Glyptotermes baliochilus*; soldier described and figured; key. China: Hainan.
- Gao et al., 1992a: 36 • *Glyptotermes baliochilus*; checklist; distribution. China: Guangdong.
- Gu et al., 1995: 648 • *Glyptotermes baliochilus*; checklist. China: Hainan.
- Hua, 2000: 23 • *Glyptotermes baliochilus*; listed. China: Hainan.
- Huang et al., 2000: 188–189, fig. 56 • *Glyptotermes baliochilus*; soldier described and figured; key. China.
- Ahmad and Akhtar, 2002: 6 • *Glyptotermes baliochilus*; catalog. China.

🌐 DISTRIBUTION: Oriental Region—China: Guangdong, Hainan.

Glyptotermes barretti Eldridge, 1996

Glyptotermes barretti Eldridge, 1996: 173–174 (imago, soldier), figs. 7–13.

TYPE DATA: Holotype: ANIC No. 9170 imago. Paratypes: ANIC Nos. 17430–17435, 19134, 19135 imagoes, soldiers, workers.

TYPE LOCALITY: Australia: Queensland: 29 km NW Cape Bedford.

- Watson et al., 1998: 177 • *Glyptotermes barretti*; catalog; synonymy; distribution; ecology. Australia.


🌐 DISTRIBUTION: Australian Region—Australia: Queensland.

Glyptotermes besarensis Thakur, 1989***Glyptotermes besarensis*** Thakur, 1989a: 7–11 (soldier, pseudoworker), figs. 1–6.

TYPE DATA: Holotype: FRI soldier. Paratypes: FRI soldier, pseudoworkers.

TYPE LOCALITY: Indonesia: Krakatau Islands: Rekata Besar.

- Thakur and Thakur, 1992: 226–231, figs. 4, 5 • *Glyptotermes besarensis*; key; soldier, pseudoworker described and figured; distribution. Indonesia: Krakatau Islands.
- Gathorne-Hardy et al., 2000a: 262 • *Glyptotermes besarensis*; checklist; biogeography; distribution. Indonesia: Krakatau Islands.
- Gathorne-Hardy, 2004: 115 • *Glyptotermes besarensis*; checklist; distribution. Indonesia: Krakatau [1992, incorrect date cited for species].


 DISTRIBUTION: Oriental Region—Indonesia: Java.

Glyptotermes bilobatus (Snyder, 1934)***Kalotermes (Glyptotermes) bilobatus*** Snyder, 1934b: 95–96 (soldier), fig. 1.

TYPE DATA: Holotype: USNM soldier. Paratypes: USNM No. 50213 soldiers, AMNH soldier, nymph.

TYPE LOCALITY: Costa Rica: Santa Clara Province: Hamburg Farm.

- Snyder, 1949a: 45 • *Glyptotermes bilobatus*; catalog; reference list; new combination. Costa Rica.
- Krishna, 1961: 347 • *Glyptotermes bilobatus*; listed.
- Araujo, 1977c: 16 • *Glyptotermes bilobatus*; catalog. Costa Rica.
- Constantino, 1998b: 146 • *Glyptotermes bilobatus*; catalog. Costa Rica.

 DISTRIBUTION: Neotropical Region—Costa Rica.

Glyptotermes bimaculifrons Ping and Liu, 1985***Glyptotermes bimaculifrons*** Ping et al., 1985b: 306–307, 312 (soldier), fig. 3.

TYPE DATA: Holotype: GIEC I. No. E 4442 soldier. Paratypes: GIEC soldiers, nymphs.

TYPE LOCALITY: China: Sichuan Province: Xichang County [27°N, 102°E].

- Huang et al., 1989: 131–132, fig. 51 • *Glyptotermes bimaculifrons*; soldier described and figured; key. China: Sichuan.
- Gao et al., 1992a: 36 • *Glyptotermes bimaculifrons*; checklist; distribution. China: Yunnan.
- Hua, 2000: 23 • *Glyptotermes bimaculifrons*; listed. China: Sichuan.
- Huang et al., 2000: 189–190, fig. 57 • *Glyptotermes bimaculifrons*; soldier described and figured; key. China.
- Ahmad and Akhtar, 2002: 6 • *Glyptotermes bimaculifrons*; catalog. China.

 DISTRIBUTION: Oriental Region—China: Sichuan, Yunnan.


Glyptotermes borneensis (Haviland, 1898)***Calotermes borneensis*** Haviland, 1898: 376 (imago, soldier, worker).

TYPE DATA: Syntypes: CUMZ No. 439 imagoes, soldiers, workers, AMNH imagoes, soldiers.

TYPE LOCALITY: Malaysia: Borneo: Sarawak.

- Desneux, 1904c: 21, 22, figs. 7, 8 • *Calotermes borneensis*; reference list; wings figured. Malaysia: Borneo.

- Holmgren, 1910a: 136 • *Calotermes (Glyptotermes) borneensis*; listed.
- Holmgren, 1911a: 56, pl. 2: fig. 11, pl. 3: fig. 15, pl. 4: figs. 19, 20 • *Calotermes (Glyptotermes) borneensis*; listed; imago, wing, soldier figured. Indian region.
- Holmgren, 1913c: 54–55, fig. 9, pl. 1: fig. 9 • *Calotermes (Glyptotermes) borneensis*; imago, soldier, worker described; soldier figured; key; distribution. Malaysia: Borneo.
- Bugnion, 1913d: 167 • *Calotermes (Glyptotermes) borneensis*; antennal articles. Malaysia: Sarawak.
- Holmgren, 1914: 234 • *Calotermes (Glyptotermes) borneensis*; listed.
- Martynov, 1937: 116 • *Calotermes borneensis*; discussion.
- Snyder, 1949a: 45 • *Glyptotermes borneensis*; catalog; reference list; new combination. Malaysia: Sarawak.
- Ahmad, 1958: 37, 50 • *Glyptotermes borneensis*; key.
- Krishna, 1961: 347 • *Glyptotermes borneensis*; listed.
- Harris, 1966a: 12 • *Glyptotermes borneensis*; Haviland's types and type localities listed.
- Akhtar, 1975: 21 • *Glyptotermes borneensis*; comparisons.
- Chhotani, 1975b: 118 • *Glyptotermes borneensis*; distribution. Malaysia.
- Collins, 1984: fig. 2 • *Glyptotermes borneensis*; soldier figured.
- Tho, 1992: 49, 197, 204 • *Glyptotermes borneensis*. Malaysia.
- Ahmad and Akhtar, 2002: 6 • *Glyptotermes borneensis*; catalog. Malaysia: Sarawak; Thailand.
- Gathorne-Hardy, 2004: 115 • *Glyptotermes borneensis*; checklist; distribution. Malaysia: Mainland, Sarawak.

 DISTRIBUTION: Oriental Region—Malaysia: Mainland, Sarawak.


Glyptotermes brachythorax Ping and Xu, 1986

Glyptotermes brachythorax Ping and Xu, 1986a: 108–109 (imago, soldier), fig. 3.

TYPE DATA: Holotype: GIEC soldier. Paratypes: GIEC imagoes, soldiers.

TYPE LOCALITY: China: Hainan Island: Ya County.

- Huang et al., 1989: 163–164, fig. 84 • *Glyptotermes brachythorax*; imago, soldier described and figured; key. China: Hainan.
- Gao et al., 1992a: 36 • *Glyptotermes brachythorax*; checklist; distribution. China: Guangdong.
- Gu et al., 1995: 648 • *Glyptotermes brachythorax*; checklist. China: Hainan.
- Hua, 2000: 23 • *Glyptotermes brachythorax*; listed. China: Hainan.
- Huang et al., 2000: 191–192, fig. 58 • *Glyptotermes brachythorax*; imago, soldier described and figured; key. China.
- Ahmad and Akhtar, 2002: 6 • *Glyptotermes brachythorax*; catalog. China.

 DISTRIBUTION: Oriental Region—China: Guangdong, Hainan.

Glyptotermes brevicaudatus (Haviland, 1898)


Calotermes brevicaudatus Haviland, 1898: 375–376 (imago, soldier, worker).

TYPE DATA: Syntypes: CUMZ No. 237 imagoes, soldiers, workers, AMNH imagoes, soldiers, nymphs.

TYPE LOCALITY: Malaysia: Borneo: Sarawak.

- Desneux, 1904b: 22 • *Calotermes brevicaudatus*; reference list. Malaysia: Borneo.
- Holmgren, 1911a: 56, pl. 4: fig. 21 • *Calotermes (Glyptotermes) brevicaudatus*; listed; soldier figured. Indian region.
- Holmgren, 1913c: 52–53, fig. 7, pl. 1: figs. 13a, b • *Calotermes (Glyptotermes) brevicaudatus*; imago, soldier described; soldier figured; key; distribution. Malaysia: Borneo.

- Bugnion, 1913d: 167 • *Calotermes (Glyptotermes) brevicaudatus*; antennal articles. Malaysia: Sarawak.
- Holmgren, 1914: 234 • *Calotermes (Glyptotermes) brevicaudatus*; locality. Indonesia: Sumatra.
- Kirby, 1942a: 123 • *Glyptotermes brevicaudatus*; protozoa; new combination.
- Kirby, 1944: 196 • *Glyptotermes brevicaudatus*; protozoa.
- Snyder, 1949a: 46 • *Glyptotermes brevicaudatus*; catalog; reference list. Indonesia: Sumatra; Malaysia: Sarawak.
- Ahmad, 1958: 49, 194 • *Glyptotermes brevicaudatus*; key.
- Kalshoven, 1960a: 35 • *Glyptotermes brevicaudatus*; biology. Indonesia: Java.
- Krishna, 1961: 347, 396, 398 • *Glyptotermes brevicaudatus*; listed; protozoa.
- Krishna and Emerson, 1962: 19, 22, 23 • *Glyptotermes brevicaudatus*; comparisons.
- Mathur and Thapa, 1962a: 9 • *Glyptotermes brevicaudatus*; collection catalog. Indonesia.
- Ahmad, 1965: 10–13, 109, figs. 3, 4 • *Glyptotermes brevicaudatus*; imago, soldier described and figured; key; reference list. Thailand.
- Harris, 1966a: 12 • *Glyptotermes brevicaudatus*; Haviland's types and type localities listed.
- Morimoto, 1973a: 77 • *Glyptotermes brevicaudatus*; listed.
- Akhtar, 1975: 23 • *Glyptotermes brevicaudatus*; comparisons.
- Chhotani, 1975b: 118 • *Glyptotermes brevicaudatus*; distribution. Malaysia.
- Thapa, 1982: 27–32, pls. 7–8 • *Glyptotermes brevicaudatus*; imago, soldier described and figured; synonymy; key. Indonesia; Malaysia; Thailand.
- Tho, 1992: 204 • *Glyptotermes brevicaudatus*; listed.
- Maiti and Chakraborty, 1994: 7, 29–30 • *Glyptotermes brevicaudatus*; key; synonymy; imago, soldier measurements; distribution. Indonesia: Sumatra; Malaysia: Sarawak; Thailand. India: Andaman and Nicobar Islands [identification doubtful].
- Eggleton et al., 1998a: 119–128 • *Glyptotermes brevicaudatus*; checklist; feeding; nest; ecology. Malaysia: Sabah.
- Eggleton et al., 1999b: 1795, table 1 • *Glyptotermes brevicaudatus*; checklist; ecology; feeding and nesting groups; distribution. Malaysia: Sabah.
- Gathorne-Hardy et al., 2000b: 350 • *Glyptotermes brevicaudatus*; checklist; ecology; distribution. Indonesia: Sulawesi.
- Gathorne-Hardy et al., 2000a: 258, 262 • *Glyptotermes brevicaudatus*; checklist; ecology; biogeography; distribution. Indonesia: Krakatau Islands, Sebesi Island.
- Ahmad and Akhtar, 2002: 6 • *Glyptotermes brevicaudatus*; catalog. Indonesia: Sumatra, Java; Malaysia: Sarawak; Thailand.
- Jones and Prasetyo, 2002: 121, table 1 • *Glyptotermes brevicaudatus*; checklist; ecology; feeding and nesting groups; distribution. Indonesia: Kalimantan.
- Gathorne-Hardy, 2004: 115 • *Glyptotermes brevicaudatus*; checklist; distribution. Indonesia: Sumatra; Malaysia: Mainland, Borneo [Sarawak].
- Sornuwat et al., 2004: 361 • *Glyptotermes brevicaudatus*; checklist; distribution. Thailand.

 DISTRIBUTION: Oriental Region—Indonesia: Java, Kalimantan, Sulawesi, Sumatra, Krakatau Islands; Malaysia: Sabah, Sarawak; Thailand.

Glyptotermes brevicornis Froggatt, 1897

Glyptotermes brevicornis Froggatt, 1897a: 547–548 (imago, soldier, worker), pl. 36, figs. 6, 6a.

TYPE DATA: Syntypes: AMNH imago, nymph. Types cited as lost by Eldridge, 1996 and Watson et al., 1998.

TYPE LOCALITY: Australia: Queensland: Macka.

- Desneux, 1904b: 22 • *Calotermes brevicornis*; reference list; new combination. Australia.
- Froggatt, 1905: 24 • *Glyptotermes brevicornis*; characters; locality. Australia.

- Holmgren, 1911a: 56 • *Calotermes (Glyptotermes) brevicornis*; listed. Australia.
- Mjöberg, 1920: 24 • *Glyptotermes brevicornis*; cited.
- Hill, 1942: 86–89, figs. 38, 39 • *Calotermes (Glyptotermes) brevicornis*; imago, soldier described and figured; synonymy; distribution; biology. Australia.
- Kirby, 1944: 196 • *Glyptotermes brevicornis*; protozoa.
- Snyder, 1949a: 46 • *Glyptotermes brevicornis*; catalog; reference list. Australia: Lord Howe Island; ?Fiji.
- Roonwal and Pant, 1953: 44 • *Glyptotermes brevicornis*; collection catalog. Australia.
- Krishna, 1961: 347, 393, 396, 398 • *Glyptotermes brevicornis*; listed; protozoa.
- Mathur and Thapa, 1962a: 9 • *Glyptotermes brevicornis*; collection catalog. Australia.
- Bess, 1970: 470 • *Glyptotermes brevicornis*; distribution. Australia: Lord Howe Island, Norfolk Island; ?Fiji.
- Mathot, 1978: 52 • *Glyptotermes brevicornis*; collection catalog; types listed.
- Veivers et al., 1980: 75–77 • *Glyptotermes brevicornis*; gut physiology.
- Bain and Jenkin, 1983: 368 • *Glyptotermes brevicornis*; distribution. New Zealand: first record.
- Prestwich, 1984a: table 1 • *Glyptotermes brevicornis*; checklist; ecology; defense mode; chemicals; distribution.
- Watson, 1989: 6 • *Glyptotermes brevicornis*; taxonomy; biology; distribution.
- Watson and Abbey, 1993b: 23, fig. 25 • *Glyptotermes brevicornis*; distribution map.
- Eldridge, 1996: 168–169 • *Glyptotermes brevicornis*; key; synonymy; imago, soldier described; distribution. Australia.
- Watson et al., 1998: 177–178 • *Glyptotermes brevicornis*; catalog; synonymy; distribution; ecology. Australia; New Zealand.

Calotermes (Glyptotermes) affinis Mjöberg, 1920: 21–24 (imago, soldier, worker), figs. 9, 10, pls. 2, fig. 7.

TYPE DATA: Lectotype: NHRM imago. Paralectotypes: AMNH imagoes, soldier, nymphs.

LECTOTYPE DESIGNATION: Eldridge, 1996: 168.

TYPE LOCALITY: Australia: Southern Queensland: Mt. Tambourine.

- Hill, 1921b: 445 • *Calotermes (Glyptotermes) affinis*; remarks about being preoccupied by *affinis* Hagen.
- Hill, 1942: 86 • *Glyptotermes affinis*; synonymized with *brevicornis*.

Calotermes (Glyptotermes) dubius Mjöberg, 1920: 26–28 (queen, imago, soldier), fig. 11a.

TYPE DATA: Lectotype: NHRM soldier. Paralectotypes: AMNH soldiers, workers, nymphs.

LECTOTYPE DESIGNATION: Eldridge, 1996: 168.

TYPE LOCALITY: Australia: Northern Queensland.

- Kirby, 1942a: 116 • *Glyptotermes dubius*; protozoa; new combination.
- Kirby, 1942b: 200, 214 • *Glyptotermes dubius*; protozoa.
- Hill, 1942: 86 • *Glyptotermes dubius*; synonymized with *brevicornis*.

Calotermes (Glyptotermes) trilineatus Mjöberg, 1920: 24–26 (imago, soldier), fig. 11b.

TYPE DATA: Lectotype: NHRM soldier. Paralectotypes: AMNH soldiers, worker, nymphs.

LECTOTYPE DESIGNATION: Eldridge, 1996: 168.

TYPE LOCALITY: Australia: Queensland.

- Hill, 1921b: 443–445 figs. 30–31 • *Calotermes (Glyptotermes) trilineatus*; imago described and figured; biology; locality. Australia.
- Hill, 1942: 86 • *Glyptotermes trilineatus*; synonymized with *brevicornis*.

Calotermes (Glyptotermes) nigrolabrum Hill, 1921b: 437–439 (queen, king, soldier), figs. 12–14.

TYPE DATA: Lectotype: NMV No. T-10841 imago. Paralectotypes: AMNH imagoes, soldiers, workers, nymphs, NHMM soldier, nymph, NCIP soldiers [incorrectly cited as paratypes by Ruelle, 1975b].

LECTOTYPE DESIGNATION: Eldridge, 1996: 168. [Hill, 1942: 89 incorrectly credited with lectotype designation by Watson et al., 1998: 178; Hill did not designate any lectotypes for junior synonyms and this citation of a “type” should not be considered a lectotype designation].

TYPE LOCALITY: Australia: Queensland: Palm Island.

- Hill, 1942: 86 • *Glyptotermes nigrolabrum*; synonymized with *brevicornis*.
- Van Boven, 1969a: 38 • *Glyptotermes nigrolabrum*; types listed.
- Ruelle, 1975b: 3 • *Glyptotermes nigrolabrum*; types listed.

Calotermes (Glyptotermes) claripennis Hill, 1925b: 212–214 (imago), pl. 23, figs. 10–12.

TYPE DATA: Holotype: AM No. K51192 imago. Paratypes: AM No. K48725 imagoes, workers, NMV imagoes, AMNH imago.

TYPE LOCALITY: Australia: Lord Howe Island.

- Hill, 1926c: 196 • *Calotermes (Glyptotermes) ?claripennis*; locality. Australia.
- Hill, 1942: 86 • *Glyptotermes claripennis*; synonymized with *brevicornis*.

Calotermes (Glyptotermes) perangustus Hill, 1926c: 199–201 (imago, soldier, nymph).

TYPE DATA: Lectotype: NMV No. T-9608 imago ♀. Paralectotypes: NMV No. T-9609 imagoes, soldiers, workers, nymphs, AMNH soldiers, workers.

LECTOTYPE DESIGNATION: Eldridge, 1996: 168.

TYPE LOCALITY: Australia: New South Wales: Wauchope.

- Kirby, 1942a: 116 • *Glyptotermes perangustus*; protozoa; new combination.
- Kirby, 1942b: 200, 214 • *Glyptotermes perangustus*; protozoa.
- Hill, 1942: 86 • *Glyptotermes perangustus*; synonymized with *brevicornis*.

🌐 DISTRIBUTION: Australian Region—Australia: Lord Howe Island, New South Wales, Norfolk Island, Queensland; New Zealand.

Glyptotermes buttelreepeni (Holmgren, 1914)

Calotermes (Glyptotermes) buttelreepeni Holmgren, 1914: 233–234 (imago, soldier, worker), pl. 7: fig. 1.

TYPE DATA: Syntype: AMNH imago.

TYPE LOCALITY: Malaysia: Selangor: Gap, 2700 ft.

- Snyder, 1949a: 46 • *Glyptotermes buttelreepeni*; catalog; new combination Malaysia: Malacca.
- Lal and Menon, 1953: 12 • *Kalotermes (Glyptotermes) buttelrupeni* [sic]; catalog; reference list. Sri Lanka.
- Ahmad, 1958: 46, 194 • *Glyptotermes buttel-reepeni* [sic]; key.
- Krishna, 1961: 347 • *Glyptotermes buttelreepeni*; listed.
- Krishna and Emerson, 1962: 22 • *Glyptotermes buttelreepeni*; comparisons.
- Chhotani, 1975b: 118 • *Glyptotermes buttel-reepeni* [sic]; distribution. Malaysia.
- Tho, 1992: 49, 197 • *Glyptotermes buttel-reepeni* [sic]. Malaysia.

- Ahmad and Akhtar, 2002: 6 • *Glyptotermes buttel-reepeni* [sic]; catalog. Malaysia: Mainland.
- Gathorne-Hardy, 2004: 115 • *Glyptotermes buttelreepeni*; checklist; distribution. Malaysia: Mainland.

🌐 DISTRIBUTION: Oriental Region—Malaysia: Mainland.

Glyptotermes canellae (Müller, 1873)

Calotermes canellae Müller, 1873: 334 (imago).

TYPE DATA: Syntypes: AMNH imagoes, soldiers, nymphs.

TYPE LOCALITY: Brazil: Santa Catarina: Itajahy.

- Snyder, 1949a: 46 • *Glyptotermes canellae*; catalog; reference list; synonymy; new combination. South America.
- Araujo, 1958a: 193 • *Glyptotermes canellae*; distribution.
- Krishna, 1961: 347, fig. 36 • *Glyptotermes canellae*; listed; wings figured.
- Krishna and Emerson, 1962: 50 • *Glyptotermes canellae*; comparisons.
- Dourojeanni, 1964: 81 • *Glyptotermes canellae*; synonymy; host; distribution.
- Araujo, 1977c: 16 • *Glyptotermes canellae*; catalog; synonymy. Argentina; Brazil.
- Roonwal, 1977d: 34 • *Glyptotermes canellae*; wing microsculpturing.
- Torales et al., 1997: 47 • *Glyptotermes canellae*; checklist; distribution. Argentina.
- Constantino, 1998b: 146 • *Glyptotermes canellae*; catalog; synonymy. Argentina; Brazil.
- Torales et al., 2005b: 259–280 • *Glyptotermes canellae*; checklist; diversity; litoral; distribution. Argentina.
- Torales et al., 2005a: 857 • *Glyptotermes canellae*; distribution. Argentina: Misiones.

Calotermes lobicephalus Silvestri, 1901: 3 (soldier).

TYPE DATA: Syntypes: IEA soldiers, AMNH soldier, nymphs.

TYPE LOCALITY: Argentina: Misiones: San Pedro.

- Silvestri, 1903: 36–37, pl. 1: figs. 30, 31, 33 • *Calotermes lobicephalus*; soldier, nymph described; soldier figured. Argentina.
- Desneux, 1904b: 23 • *Calotermes lobicephalus*; reference list. Argentina.
- Holmgren, 1906: 667 • *Calotermes lobicephalus*; distribution. Argentina.
- Holmgren, 1911a: 56, pl. 2: figs. 12, 13, pl. 4: figs. 14, 15 • *Calotermes (Lobitermes) lobicephalus*; imago, soldier figured; synonymized with *canellae*. South America.

🌐 DISTRIBUTION: Neotropical Region—Argentina: Misiones; Brazil: Santa Caterina, São Paulo.

Glyptotermes caudomunitus Kemner, 1932


Glyptotermes caudomunitus Kemner, 1932c: 137–138 (imago, soldier), fig. 4.

TYPE DATA: Syntypes: ZMLU imagoes, soldiers, AMNH imago, soldier.

TYPE LOCALITY: Indonesia: Java: Depok.

- Kemner, 1934b: 38, 39, 41, 181, fig. 4 • *Glyptotermes caudomunitus*; imago, soldier, worker described; soldier figured; incorrectly described again as “n. sp.” Indonesia: Java.
- Kirby, 1941: 37, 57 • *Glyptotermes caudomunitus*; protozoa.
- Kirby, 1942b: 198 • *Glyptotermes caudomunitus*; protozoa.
- Kirby, 1942a: 121 • *Glyptotermes caudomunitus*; protozoa.
- Snyder, 1949a: 46 • *Glyptotermes caudomunitus*; catalog; reference list. Java.
- Ahmad, 1958: 47, 51 • *Glyptotermes caudomunitus*; key.

- Kalshoven, 1960a: 36 • *Glyptotermes caudomunitus*; biology. Indonesia: Java.
- Mathur and Sen-Sarma, 1960a: 84 • *Glyptotermes caudomunitus*; characters.
- Krishna, 1961: 347, 392, 393, 396 • *Glyptotermes caudomunitus*; listed; protozoa.
- Krishna and Emerson, 1962: 17, 19 • *Glyptotermes caudomunitus*; comparisons.
- Mathur and Thapa, 1962a: 9 • *Glyptotermes caudomunitus*; collection catalog. Indonesia.
- Chhotani, 1975b: 118 • *Glyptotermes caudomunitus*; distribution. Indonesia.
- Maiti, 1979b: 133 • *Glyptotermes caudomunitus*; distribution. Indonesia: Java [India: Nicobar Islands identification doubtful].
- Abe, 1984: 68, 70, 71 • *Glyptotermes caudomunitus*; biology; ecology; distribution. Indonesia: Java, Krakatau Islands.
- Abe, 1987: 134 • *Glyptotermes caudomunitus*; distribution. Indonesia: Java, Krakatau Islands.
- Thakur, 1989a: 17 • *Glyptotermes caudomunitus*; comparisons.
- Mitra and Maiti, 1992: 502 • *Glyptotermes caudomunitus*; checklist; biogeography. India: Nicobar Islands; Indomalayan subregion.
- Thakur and Thakur, 1992: 231–236, figs. 6, 7 • *Glyptotermes caudomunitus*; synonymy; key; imago, soldier described and figured; distribution. Indonesia: Java, Krakatau Islands.
- Tho, 1992: 204 • *Glyptotermes caudomunitus*; listed.
- Maiti and Chakraborty, 1994: 7, 30–31 • *Glyptotermes caudomunitus*; key; synonymy; imago, soldier measurements; distribution. Indonesia: Java [India: Nicobar Islands identification doubtful].
- Ahmad and Akhtar, 2002: 6 • *Glyptotermes caudomunitus*; catalog. Indonesia: Java; Malaysia: Sabah.
- Gathorne-Hardy, 2004: 115 • *Glyptotermes caudomunitus*; checklist; distribution. Indonesia: Java.

 DISTRIBUTION: Oriental Region—Indonesia: Java, Krakatau Islands; Malaysia: Sabah.

Glyptotermes ceylonicus (Holmgren, 1911)

Calotermes (Glyptotermes) ceylonicus Holmgren, 1911c: 189 (imago).

TYPE DATA: Holotype: NHMW imago [holotype by monotypy].

TYPE LOCALITY: Sri Lanka (Ceylon): Peradeniya.

- Holmgren, 1911d: 551 • *Calotermes (Glyptotermes) ceylonicus*; listed; remarks.
- Holmgren, 1913c: 55, fig. 10, pl. 1: fig. 12 • *Calotermes (Glyptotermes) ceylonicus*; imago, soldier, worker described; soldier figured; key; remarks on synonymy; distribution. Sri Lanka.
- Bugnion, 1913d: 167 • *Calotermes (Glyptotermes) ceylonicus*; antennal articles. Sri Lanka.
- Green, 1913: 8 • *Calotermes (Glyptotermes) ceylonicus*; locality. Sri Lanka.
- Holmgren, 1913a: 279–280 • *Calotermes (Glyptotermes) ceylonicus*; soldier (previously unknown), imago described. Sri Lanka.
- John, 1925: 380 • *Calotermes (Glyptotermes) ceylonicus*; locality. Sri Lanka.
- Jepson, 1930a: 146, pl. 2: fig. 4 • *Calotermes (Glyptotermes) ceylonicus*; soldier figured. Sri Lanka.
- Jepson, 1931: 595 • *Calotermes (Glyptotermes) ceylonicus*; distribution. Sri Lanka.
- Margabandhu, 1934: 702 • *Calotermes (Glyptotermes) ceylonicus*; annotated reference list; biology.
- Pinto, 1941: 86 • *Glyptotermes ceylonicus*; *Glyptotermes ceylonicus* var. *cylindricus*; distribution. Sri Lanka.
- Kirby, 1942a: 116 • *Glyptotermes ceylonicus*; protozoa; new combination.
- Kirby, 1944: 196 • *Glyptotermes ceylonicus*; listed.
- Snyder, 1949a: 47 • *Glyptotermes ceylonicus*; catalog; reference list. Sri Lanka.
- Lal and Menon, 1953: 12, 13 • *Kalotermes (Glyptotermes) ceylonicus*; catalog; systematic and biological reference list. Sri Lanka.
- Roonwal and Pant, 1953: 44 • *Glyptotermes ceylonicus*; collection catalog. Sri Lanka.

- Ahmad, 1958: 47, 50 • *Glyptotermes ceylonicus*; key.
- Krishna, 1961: 347, 396, 398 • *Glyptotermes ceylonicus*; listed; protozoa.
- Mathur and Thapa, 1962a: 9 • *Glyptotermes ceylonicus*; collection catalog. Sri Lanka. *Glyptotermes ceylonicus* var. *cylindricus*; collection catalog. Sri Lanka.
- Van Boven, 1969a: 38 • *Glyptotermes ceylonicus*; listed. Sri Lanka.
- Roonwal, 1970c: 325 • *Glyptotermes ceylonicus*; biology.
- Chhotani, 1975b: 118 • *Glyptotermes ceylonicus*; distribution. Sri Lanka.
- Chhotani, 1975c: 117, 128–134, figs. 6, 7 • *Glyptotermes ceylonicus*; imago, soldier, pseudoworker described and figured; synonymy; distribution; key. Sri Lanka.
- Chhotani, 1980: 4, 20–21, fig. 4B • *Glyptotermes ceylonicus*; imago, soldier described and figured; distribution; host and pest status; biology and ecology; key. Sri Lanka.
- Prestwich, 1984a: table 1 • *Glyptotermes ceylonicus*; checklist; ecology; defense mode; chemicals; distribution.
- Roonwal and Chhotani, 1989: 293–296, figs. 160–161 • *Glyptotermes ceylonicus*; imago, soldier, pseudoworker described and figured; synonymy; key. Sri Lanka.
- Ahmad and Akhtar, 2002: 6 • *Glyptotermes ceylonicus*; catalog. Sri Lanka.

Calotermes (Glyptotermes) ceylonicus cylindricus Jepson, 1931: 595 [**nomen nudum**; described as var.; although Snyder places this taxon in *Glyptotermes* unclassified, the specimens with this name in AMNH are those identified and published as *ceylonicus* by Kemner, so this nomen nudum should be considered a synonym of *ceylonicus*].

- Snyder, 1949a: 346 • *Glyptotermes ceylonicus cylindricus*; catalog; placed in not identified to species.

🌐 DISTRIBUTION: Oriental Region—Sri Lanka.

Glyptotermes chapmani Light, 1930

Glyptotermes chapmani Light, 1930f: 33–40 (imago, soldier, worker), pl. 1: figs. 3, 4, 6, 10, pl. 2: figs. 2, 5, pl. 3: figs. 4, 6, pl. 4: fig. 5, pl. 5: figs. 4, 8, 9, 14.

TYPE DATA: Holotype (depository unknown): imago [may be in USNM. Paratypes (depository unknown): imago, soldiers [includes allotype; may be in USNM], AMNH imagoes, soldiers, nymphs, AMNH imagoes, soldiers, nymphs [not type locality], AMNH soldier, nymphs [not type locality], USNM imagoes, soldiers, NCIP imago, soldier, FRI imagoes, soldier.

TYPE LOCALITY: Philippines: Leyte, near Quiot.

- Snyder, 1949a: 47 • *Glyptotermes chapmani*; catalog. Philippines.
- Ahmad, 1958: 48, 52 • *Glyptotermes chapmani*; key.
- Snyder, 1958: 231 • *Glyptotermes chapmani*; cited.
- Krishna, 1961: 347 • *Glyptotermes chapmani*; listed.
- Snyder and Francia, 1962: 63, 65, 67, 73 • *Glyptotermes chapmani*; key; distribution; biology. Philippines.
- Mathur and Thapa, 1962a: 10 • *Glyptotermes chapmani*; collection catalog. Philippines.
- Akhtar, 1975: 17 • *Glyptotermes chapmani*; comparisons.
- Chhotani, 1975b: 118 • *Glyptotermes chapmani*; distribution. Philippines.
- Ruelle, 1975b: 3 • *Glyptotermes chapmani* [sic]; types listed.
- Thakur, 1989a: 11 • *Glyptotermes chapmani*; comparisons.
- Tho, 1992: 204 • *Glyptotermes chapmani*; listed.
- Ahmad and Akhtar, 2002: 6 • *Glyptotermes chapmani*; catalog. Philippines.

🌐 DISTRIBUTION: Oriental Region—Philippines: Leyte: Negros.

Glyptotermes chatterjii Thapa, 1982

Glyptotermes chatterjii Thapa, 1982: 32–38 (imago, soldier, worker), pls. 9–10.

TYPE DATA: Holotype: FRI soldier. Paratypes: FRI imagoes, soldiers, workers [several series from non-type localities].

TYPE LOCALITY: Malaysia: Sabah: Lamag District: Tenegang Besar.

- Roonwal and Verma, 1983: 28, figs. 1C, D • *Glyptotermes chatterjii*; wings described; wing microsculpturing.
- Gathorne-Hardy, 2004: 115 • *Glyptotermes chatterjii*; checklist; distribution. Malaysia: Sabah [1981 incorrect date cited for species].

🌐 DISTRIBUTION: Oriental Region—Malaysia: Sabah.

Glyptotermes chinpingensis Tsai and Chen, 1963

Glyptotermes chinpingensis Tsai and Chen, 1963: 170–172, 196 (imago, soldier), figs. 4, 5.

TYPE DATA: Holotype NAP ?soldier [no mention of which caste is the holotype]. Paratypes: NAP imagoes, soldiers.

TYPE LOCALITY: China: Yunnan: Chinping [24°04'N, 101°57'E].

- Tsai and Chen, 1964b: 51, 53–55, figs. 13, 14 • *Glyptotermes chinpingensis*; imago, soldier described and figured; key. China.
- Tsai and Chen, 1964a: 27, 32, 34 • *Glyptotermes chinpingensis*; distribution.
- Morimoto, 1973a: 474 • *Glyptotermes chinpingensis*; cited.
- Chhotani, 1975b: 118 • *Glyptotermes chinpingensis*; distribution. China.
- Fan and Xia, 1980: 163, 164, 170, 171 • *Glyptotermes chinpingensis*; key. China.
- Gao and Lam, 1986: 81 • *Glyptotermes chinpingensis*; checklist; distribution. China.
- Huang et al., 1989: 137–139, fig. 57 • *Glyptotermes chinpingensis*; imago, soldier described and figured; key. China: Yunnan.
- Gao et al., 1992a: 36 • *Glyptotermes chinpingensis*; checklist; distribution. China: Guangxi, Yunnan.
- Peng and Yin, 1992: 25–26, fig. 74 • *Glyptotermes chinpingensis*; imago, soldier described and figured; key. China: Hunan.
- Lin et al., 1994b: 1 • *Glyptotermes chinpingensis*; checklist; distribution. China: Guangxi.
- Huang and Li, 1999: 272, 277, figs. 10.11 • *Glyptotermes chinpingensis*; key; imago, soldier described and figured; distribution. China: Fujian.
- Hua, 2000: 23 • *Glyptotermes chinpingensis*; listed. China: Hunan, Guangxi, Yunnan.
- Huang et al., 2000: 192–194, figs. 59, 60 • *Glyptotermes chinpingensis*; imago, soldier described and figured; key. China.
- Ahmad and Akhtar, 2002: 6 • *Glyptotermes chinpingensis*; catalog. China.

🌐 DISTRIBUTION: Oriental Region—China: Fujian, Guangxi, Hunan, Yunnan.

Glyptotermes concavifrons Krishna and Emerson, 1962

Glyptotermes concavifrons Krishna and Emerson, 1962: 17–20 (imago, soldier), figs. 8–9.

TYPE DATA: Holotype: AMNH soldier. Paratypes: AMNH soldiers, nymphs, AMNH soldier, nymphs [not type locality].

TYPE LOCALITY: Indonesia: Java: Sengkong VII, Bandar [07°21'S, 10°39'E].

- Kirby, 1941: 33, 66 • *Glyptotermes* n. sp.; protozoa.
- Kirby, 1942b: 191 • *Glyptotermes* n. sp.; protozoa.

- Kalshoven, 1960a: 36 • *Glyptotermes* sp.; listed.
- Krishna, 1961: 392, 393, 394, 396 • *Glyptotermes* n. sp.
- Ahmad, 1965: 12 • *Glyptotermes concavifrons*; cited.
- Chhotani, 1975b: 118 • *Glyptotermes concavifrons*; distribution. Indonesia.
- Tho, 1992: 204 • *Glyptotermes concavifrons*; listed.
- Ahmad and Akhtar, 2002: 6 • *Glyptotermes concavifrons*; catalog. Indonesia: Java.
- Gathorne-Hardy, 2004: 115 • *Glyptotermes concavifrons*; checklist; distribution. Indonesia: Java.

🌐 DISTRIBUTION: Oriental Region—Indonesia: Java.

Glyptotermes contracticornis (Snyder, 1925)

Kalotermes contracticornis Snyder, 1925e: 153–154 (soldier), fig. 1.

TYPE DATA: Holotype: USNM No. 27733 soldier. Paratypes: USNM soldiers, AMNH soldier.

TYPE LOCALITY: Costa Rica: Navarro.

- Kirby, 1932: 376, 446 • *Kalotermes (Kalotermes) contracticornis*; protozoa.
- Snyder, 1934b: 97 • *Kalotermes (Kalotermes) contracticornis*; locality. Costa Rica.
- Hare, 1937: 467, pl. 7: fig. 13 • *Kalotermes (Neotermes) contracticornis*; imago/worker, soldier mandibles measurements and figure.
- Kirby, 1942b: 185, 204 • *Glyptotermes contracticornis*; protozoa; new combination.
- Kirby, 1942a: 116 • *Glyptotermes contracticornis*; protozoa.
- Kirby, 1944: 196 • *Glyptotermes contracticornis*; protozoa.
- Snyder, 1949a: 47 • *Glyptotermes contracticornis*; catalog; reference list. Costa Rica.
- Krishna, 1961: 347, 393, 394, 396, 397 • *Glyptotermes contracticornis*; listed; protozoa.
- Krishna and Emerson, 1962: 42, 45, 50, fig. 23 • *Glyptotermes contracticornis*; comparisons.
- Mathur and Thapa, 1962a: 10 • *Glyptotermes contracticornis*; collection catalog. Costa Rica.
- Araujo, 1977c: 16 • *Glyptotermes contracticornis*; catalog. Costa Rica; Panama.
- Nickle and Collins, 1992: 208, 218, fig. 13.41 • *Glyptotermes contracticornis*; soldier figured; key; distribution. Panama.
- Constantino, 1998b: 146 • *Glyptotermes contracticornis*; catalog. Costa Rica; Panama.
- Fontes, 1998: 325 • *Glyptotermes contracticornis*; catalog.
- Scheffrahn et al., 2005c: 550, table 1 • *Glyptotermes contracticornis*; checklist; distribution. Nicaragua.

🌐 DISTRIBUTION: Neotropical Region—Costa Rica; Nicaragua; Panama.

Glyptotermes coorgensis (Holmgren and Holmgren, 1917)

Calotermes (Glyptotermes) coorgensis Holmgren and Holmgren, 1917: 139–140 (soldier, pseudoworker).

TYPE DATA: Syntypes: ZIHS soldiers, pseudoworkers [lectotype selected from this lot by Emerson but not published], AMNH soldier, pseudoworkers, FRI pseudoworker.

TYPE LOCALITY: India: Karanataka: Coorg: Sidapur.

- Margabandhu, 1934: 702 • *Calotermes (Glyptotermes) coorgensis*; annotated reference list; biology.
- Snyder, 1949a: 47 • *Glyptotermes coorgensis*; catalog; new combination. India.
- Lal and Menon, 1953: 13 • *Kalotermes (Glyptotermes) coorgensis*; catalog; reference list. India.
- Ahmad, 1958: 52 • *Glyptotermes coorgensis*; key.
- Krishna, 1961: 347 • *Glyptotermes coorgensis*; listed.
- Mathur and Thapa, 1962a: 10, 11 • *Glyptotermes coorgensis*; collection catalog. India.
- Akhtar, 1975: 17 • *Glyptotermes coorgensis*; comparisons.

- Chhotani, 1975c: 117–118, 134–142, 155–157, figs. 8–10 • *Glyptotermes coorgensis*; imago, soldier, pseudoworker described and figured; synonymy; distribution; key. India.
- Chhotani, 1975b: 118 • *Glyptotermes coorgensis*; distribution. India.
- Sen-Sarma et al., 1975: 11, 52, 64 • *Glyptotermes Coorgensis* [sic]; distribution and ecology; key. India.
- Maiti, 1976: 121 • *Glyptotermes coorgensis*; comparisons.
- Chhotani, 1977a: 29 • *Glyptotermes coorgensis*; distribution. India.
- Bose, 1984: 53–56, figs. 37–40 • *Glyptotermes coorgensis*; key; synonymy; measurements; imago, soldier figured; distribution; biology; remarks. India.
- Verma, 1985a: 176 • *Glyptotermes coorgensis*; soldier measurements; distribution. India.
- Roonwal and Chhotani, 1989: 296–302, figs. 162–165 • *Glyptotermes coorgensis*; imago, soldier, pseudoworker described and figured; synonymy; key. India.
- Thakur, 1989b: 358 • *Glyptotermes coorgensis*; distribution. India.
- Ahmad and Akhtar, 2002: 6 • *Glyptotermes coorgensis*; catalog. India [Bangladesh incorrect].

Glyptotermes nigrifrons Mathur and Sen-Sarma, 1960a: 79–85 (soldier, nymph), figs. 1–3.

TYPE DATA: Holotype: FRI soldier. Paratypes: FRI soldiers, nymphs, AMNH soldier, nymph.
TYPE LOCALITY: India: Tamil Nadu: Coimbatore S. Division: Topslip, near Pollachi [10°39'N, 77°03'E].

- Mathur and Thapa, 1962a: 11 • *Glyptotermes nigrifrons*; collection catalog. India.
- Chaudhry et al., 1972: 3–4, fig. 3 • *Glyptotermes nigrifrons*; soldier measurements, figure; distribution. Bangladesh.
- Chhotani, 1975b: 118 • *Glyptotermes nigrifrons*; distribution. India.
- Chhotani, 1975c: 155–157 • *Glyptotermes nigrifrons*; soldier, nymph described; synonymy; distribution; key. India.
- Sen-Sarma et al., 1975: 11, 52, 64 • *Glyptotermes nigrifrons*; distribution and ecology; key. India.
- Maiti, 1976: 121 • *Glyptotermes nigrifrons*; comparisons.
- Chhotani, 1977a: 29 • *Glyptotermes nigrifrons*; synonymized with *coorgensis*.
- Bose, 1984: 52–53 • *Glyptotermes nigrifrons*; incorrect citation of *nigrifrons* as new synonymy.

🌐 DISTRIBUTION: Oriental Region—India: Karnataka, Kerala, Tamil Nadu.

Glyptotermes curticeps Fan and Xia, 1980

Glyptotermes curticeps Fan and Xia, 1980: 164–165, 171 (soldier), fig. 3.

TYPE DATA: Holotype: SIES soldier.

TYPE LOCALITY: China: Fujian: Zhangping.

- Gao et al., 1984a: 54, 59 • *Glyptotermes curticeps*; key.
- Gao and Lam, 1986: 81 • *Glyptotermes curticeps*; checklist; distribution. China.
- Huang et al., 1989: 153–154, fig. 74 • *Glyptotermes curticeps*; soldier described and figured; key. China: Fujian [incorrect date cited for species].
- Gao et al., 1992a: 36 • *Glyptotermes curticeps*; checklist; distribution. China: Fujian.
- Huang and Li, 1999: 272 • *Glyptotermes curticeps*; key; soldier described; distribution. China: Fujian [incorrect date cited for species].
- Hua, 2000: 23 • *Glyptotermes curticeps*; listed. China: Fujian.
- Huang et al., 2000: 195–196, fig. 61 • *Glyptotermes curticeps*; soldier described and figured; key. China.
- Ahmad and Akhtar, 2002: 6 • *Glyptotermes curticeps*; catalog. China.

🌐 DISTRIBUTION: Oriental Region—China: Fujian.


Glyptotermes daiyunensis* Li and Huang, 1986**Glyptotermes daiyunensis* Li and Huang, 1986: 22–23, 31 (soldier), fig. 2.**

TYPE DATA: Holotype: GIEC soldier [holotype not mentioned in English section; ?syntypes].

Paratypes: GIEC soldiers.

TYPE LOCALITY: China: Fujian: Daiyunshan.

- Huang et al., 1989: 156–157, fig. 78 • *Glyptotermes daiyunensis*; soldier described and figured; key. China: Fujian.
- Gao et al., 1992a: 36 • *Glyptotermes daiyunensis*; checklist; distribution. China: Fujian.
- Huang and Li, 1999: 272, 275–276, fig. 10.10 • *Glyptotermes daiyunensis*; key; soldier described and figured; distribution. China: Fujian.
- Hua, 2000: 23 • *Glyptotermes daiyunensis*; listed. China: Fujian.
- Huang et al., 2000: 196–197, fig. 62 • *Glyptotermes daiyunensis*; soldier described and figured; key. China.
- Ahmad and Akhtar, 2002: 6 • *Glyptotermes daiyunensis*; catalog. China.

 DISTRIBUTION: Oriental Region—China: Fujian.

Glyptotermes daweishanensis* Huang, Zhu, Ping, He, Li, and Gao, 2000**Glyptotermes daweishanensis* Huang et al., 2000: 197–198 (soldier), fig. 63] *nom. nov.* for *Lobitermes nigrifrons* Tsai and Chen, 1963 [now = *Glyptotermes nigrifrons*], as it is preoccupied by *Glyptotermes nigrifrons* Mathur and Sen-Sarma, 1960.**


- Huang et al., 2000: 197–198, fig. 63 • *Glyptotermes daweishanensis*; soldier described and figured. China.

Lobitermes nigrifrons Tsai and Chen, 1963: 170, 196 (soldier), fig. 3 [a junior secondary homonym of *Glyptotermes nigrifrons* Mathur and Sen-Sarma, 1960, now considered a synonym of *G. coorgensis* (Holmgren and Holmgren)].

TYPE DATA: Holotype: NAP soldier. Paratypes: NAP soldiers, workers.

TYPE LOCALITY: China: Yunnan: Chingping [24°04'N, 101°51'E].

- Tsai and Chen, 1964b: 51, 55–56, fig. 15 • *Lobitermes nigrifrons*; soldier described and figured; key. China.
- Tsai and Chen, 1964a: 27, 31, 32, 34 • *Lobitermes nigrifrons*; distribution.
- Chhotani, 1975b: 118 • *Glyptotermes nigrifrons*; distribution; new name needed, as *nigrifrons* Tsai and Chen preoccupied. China.
- Morimoto, 1975c: 49 • *Glyptotermes nigrifrons*; listed; distribution.
- Fan and Xia, 1980: 163, 170 • *Glyptotermes nigrifrons*; key. China.
- Gao and Lam, 1986: 81 • *Glyptotermes nigrifrons*; checklist; distribution. China.
- Huang et al., 1989: 173, fig. 93 • *Lobitermes nigrifrons*; soldier described and figured. China: Yunnan.
- Gao et al., 1992a: 37 • *Glyptotermes nigrifrons*; checklist; distribution. China: Yunnan.
- Hua, 2000: 23 • *Glyptotermes nigrifrons*; listed. China: Yunnan.

 DISTRIBUTION: Oriental Region—China: Yunnan.


Glyptotermes dentatus (Haviland, 1898)

Calotermes dentatus Haviland, 1898: 375 (imago, soldier, worker).

TYPE DATA: Syntypes: CUMZ No. 355 imagoes, soldiers, workers, AMNH soldiers, nymph.

TYPE LOCALITY: Malaysia: Borneo: Sarawak.

- Desneux, 1904b: 23 • *Calotermes dentatus*; reference list. Malaysia: Borneo.
- Holmgren, 1911a: 56 • *Calotermes (Glyptotermes) dentatus*; listed. Indian region.
- Holmgren, 1913c: 51, fig. 6, pl. 1: fig. 5 • *Calotermes (Glyptotermes) dentatus*; imago, soldier described; soldier figured; key; distribution. Malaysia: Borneo.
- Bugnion, 1913d: 167 • *Calotermes (Glyptotermes) dentatus*; antennal articles. Malaysia: Sarawak.
- Light, 1930f: 39, 40 • *Glyptotermes dentatus*; new combination.
- Snyder, 1949a: 47 • *Glyptotermes dentatus*; catalog; reference list. Malaysia: Sarawak. [Note: *Calotermes dentatus* Oshima mistakenly listed; should be under *Cryptotermes dentatus* Oshima (= *domesticus*)].
- Ahmad, 1958: 48, 53, 194 • *Glyptotermes dentatus*; key.
- Krishna, 1961: 347 • *Glyptotermes dentatus*; listed.
- Harris, 1966a: 12 • *Glyptotermes dentatus*; Haviland's types and type localities listed.
- Akhtar, 1975: 23 • *Glyptotermes dentatus*; comparisons.
- Chhotani, 1975b: 118 • *Glyptotermes dentatus*; distribution. Japan; Malaysia.
- Thapa, 1982: 38–43, pls. 11–12 • *Glyptotermes dentatus*; imago, soldier described and figured; synonymy; key. Malaysia.
- Tho, 1992: 204 • *Glyptotermes dentatus*; listed.
- Ahmad and Akhtar, 2002: 7 • *Glyptotermes dentatus*; catalog. Malaysia: Sarawak; Japan.
- Gathorne-Hardy, 2004: 115 • *Glyptotermes dentatus*; checklist; distribution. Malaysia: Mainland, Sarawak, Sabah.

 DISTRIBUTION: Oriental Region—Malaysia: Sabah, Sarawak.

Glyptotermes dilatatus (Bugnion and Popoff, 1910)

Calotermes dilatatus Bugnion and Popoff, 1910b: 137–143 (soldier), figs. 13, 21, pl. 4.

TYPE DATA: Syntypes (depository unknown): soldier, nymphs, NHMM soldier, nymphs [labeled incorrectly as paratype].

TYPE LOCALITY: Sri Lanka (Ceylon): Ambalangoda.

- Holmgren, 1911d: 551 • *Calotermes (Glyptotermes) dilatatus*; listed; remarks.
- Holmgren, 1911a: 55, pl. 4: fig. 22 • *Calotermes (Glyptotermes) dilatatus*; listed; soldier figured. Indian region.
- Holmgren, 1913c: 56, fig. 11, pl. 1: fig. 10 • *Calotermes (Glyptotermes) dilatatus*; imago, soldier, worker described; soldier figured; key; remarks; distribution. Sri Lanka.
- Bugnion, 1913d: 167 • *Calotermes (Glyptotermes) dilatatus*; antennal articles. Sri Lanka.
- Green, 1913: 8 • *Calotermes (Glyptotermes) dilatatus*; biology; locality.
- Holmgren, 1913a: 278 • *Calotermes (Glyptotermes) dilatatus*; imago (previously unknown) described. Sri Lanka.
- Bugnion, 1914f: 176, pl. IV, figs 1–4 • *Calotermes (Glyptotermes) dilatatus*; soldier figured; biology.
- Holmgren, 1914: 234 • *Calotermes (Glyptotermes) dilatatus*; imago described. Sri Lanka.
- John, 1925: 380 • *Calotermes (Glyptotermes) dilatatus*; locality. Sri Lanka.
- Kemner, 1926b: 383 • *Calotermes dilatatus*; imago, soldier described. Sri Lanka.
- Jepson, 1930a: 144–145, pl. 1 • *Calotermes (Glyptotermes) dilatatus*; imago, soldier, nymph figured; damage. Sri Lanka.
- Jepson, 1931: 594–595 • *Calotermes (Glyptotermes) dilatatus*; distribution. Sri Lanka.
- Margabandhu, 1934: 702 • *Calotermes (Glyptotermes) dilatatus*; annotated reference list; biology.

- Light, 1937b: 15, 16–17 • *Glyptotermes dilatatus*; imago, soldier described; distribution; new combination. Sri Lanka.
- Kirby, 1941: 33, 66 • *Glyptotermes dilatatus*; protozoa.
- Pinto, 1941: 87 • *Glyptotermes dilatatus*; distribution. Sri Lanka.
- Kirby, 1942b: 182, 191 • *Glyptotermes dilatatus*; protozoa.
- Snyder, 1949a: 47 • *Glyptotermes dilatatus*; catalog; reference list. Sri Lanka.
- Lal and Menon, 1953: 13, 14 • *Kalotermes (Glyptotermes) dilatatus*; catalog; systematic and biological reference list. Sri Lanka [India incorrect].
- Roonwal and Pant, 1953: 44 • *Glyptotermes dilatatus*; collection catalog. Sri Lanka.
- Ahmad, 1958: 49, 51 • *Glyptotermes dilatatus*; key.
- Krishna, 1961: 347, 392, 393, 394, 395 • *Glyptotermes dilatatus*; listed; protozoa.
- Harris, 1961a: 93, 110 • *Glyptotermes dilatatus*; comparisons.
- Krishna and Emerson, 1962: 17, 19, 20, 22 • *Glyptotermes dilatatus*; comparisons.
- Mathur and Thapa, 1962a: 10 • *Glyptotermes dilatatus*; collection catalog. Sri Lanka.
- Ranaweera, 1962: 89, 90, 95, 97, figs. 3, 16 • *Glyptotermes dilatatus*; key; soldier figured; biology; damage; distribution. Sri Lanka.
- Van Boven, 1969a: 38 • *Glyptotermes dilatatus*; types listed.
- Roonwal, 1970c: 325 • *Glyptotermes dilatatus*; biology.
- Morimoto, 1973a: 473 • *Glyptotermes dilatatus*; cited.
- Akhtar, 1975: 21, 23 • *Glyptotermes dilatatus*; comparisons.
- Chhotani, 1975b: 118 • *Glyptotermes dilatatus*; distribution. Sri Lanka.
- Chhotani, 1975c: 117, 142–150, figs. 11, 12 • *Glyptotermes dilatatus*; imago, soldier, pseudoworker described and figured; synonymy; distribution; key. Sri Lanka.
- Chhotani, 1980: 4, 21–22, fig. 4C • *Glyptotermes dilatatus*; imago, soldier described and figured; distribution; host and pest status; biology and ecology; key. Sri Lanka.
- Sen-Sarma, 1982: 142–146 • *Glyptotermes dilatatus*; damage. Oriental Region.
- Roonwal and Chhotani, 1989: 21, 302–306, figs. 12c, 166, 167 • *Glyptotermes dilatatus*; imago, soldier, pseudoworker described and figured; synonymy; key. Sri Lanka.
- Ahmad and Akhtar, 2002: 7 • *Glyptotermes dilatatus*; catalog. Sri Lanka [India locality needs verification].

🌐 DISTRIBUTION: Oriental Region—Sri Lanka.

Glyptotermes emei (Gao, Zhu, Gong, and Han, 1981)

Lobitermes emei Gao et al., 1981c: 212–214, 216 (soldier), fig. 1 [The original paper cites Gao et al. after the new species name, indicating that all the authors of this paper, i.e., Gao, Zhu, Gong, and Han, are the authors of this species. However, subsequent authors incorrectly cite only “Gao et Zhu” or “Zhu, Gong et Han” as the authors of this species].

TYPE DATA: Holotype: SIES soldier. Paratypes: SIES soldiers, NITN soldiers, CICC soldiers.

TYPE LOCALITY: China: Sichuan Province: Mt. Emei.

- Gao and Ma, 1983: 135–136, 138, fig. 1 • *Lobitermes emei*; imago described and figured. China: Sichuan.
- Gao and Lam, 1986: 81 • *Lobitermes emei*; checklist; distribution. China.
- Huang et al., 1989: 171–172, figs. 91, 92 • *Lobitermes emei*; imago, soldier described and figured. China: Sichuan.
- Gao et al., 1992a: 37 • *Lobitermes emei*; checklist; distribution. China: Sichuan.
- Hua, 2000: 23 • *Lobitermes emei*; listed. China: Sichuan.
- Huang et al., 2000: 198–200, figs. 64, 65 • *Glyptotermes emei*; imago, soldier described and figured; new combination. China.

🌐 DISTRIBUTION: Oriental Region—China: Sichuan.

***Glyptotermes eucalypti* Froggatt, 1897**

***Glyptotermes eucalypti* Froggatt, 1897a: 548–550 (imago, soldier, worker), pl. 35, figs. 5, 5a.**

TYPE DATA: Lectotype: NMV No. T-11584 imago ♂. Paralectotypes: NMV imagoes, nymphs, SAMA imagoes, AMNH imago, USNM imago.

LECTOTYPE DESIGNATION: Eldridge, 1996: 169.

TYPE LOCALITY: Australia: New South Wales: Sydney.

- Desneux, 1904b: 23 • *Calotermes eucalypti*; reference list. Australia.
- Froggatt, 1905: 24 • *Glyptotermes eucalypti*; characters; locality. Australia.
- Holmgren, 1911a: 56 • *Calotermes (Glyptotermes) eucalypti*; listed; new combination. Australia.
- Mjöberg, 1920: 26 • *Calotermes (Glyptotermes) eucalypti*; remarks.
- Hill, 1932a: 142 • *Calotermes (Glyptotermes) eucalypti*; remarks.
- Jucci, 1937: 306 • *Glyptotermes eucalypti* [sic]; biology.
- Hill, 1942: 89 • *Calotermes (Glyptotermes) eucalypti*; distribution. Australia.
- Snyder, 1949a: 47 • *Glyptotermes eucalypti*; catalog; reference list.
- Krishna, 1961: 347 • *Glyptotermes eucalypti*; listed.
- Mathot, 1978: 55 • *Glyptotermes eucalypti*; collection catalog; types listed.
- Eldridge, 1996: 168, 169–170, figs. 3, 4 • *Glyptotermes eucalypti*; key; synonymy; imago, soldier described; soldier figured; distribution. Australia.
- Watson et al., 1998: 178–179 • *Glyptotermes eucalypti*; catalog; synonymy; distribution; ecology. Australia.

***Calotermes (Glyptotermes) neotuberculatus* Hill, 1933b: 42–44 (imago, soldier), figs. 8–13.**

TYPE DATA: Lectotype: ANIC No. 9040 imago ♂. Paralectotypes: ANIC soldier, AMNH soldiers, nymphs [not type locality], AMNH imago, soldier [not type locality], NCIP soldier [incorrectly cited as paratype by Ruelle, 1975b].

LECTOTYPE DESIGNATION: Hill, 1942: 94 [inadvertent selection by inference of “holotype” (ICZN, 1999, art. 74.6)].

TYPE LOCALITY: Australia: Capital Territory: Black Mtn.

- Hill, 1942: 92–94, figs. 2, 42, 43 • *Calotermes (Glyptotermes) neotuberculatus*; imago, soldier described and figured; synonymy; distribution; biology. Australia.
- Kirby, 1942b: 185, 200 • *Glyptotermes neotuberculatus*; protozoa.
- Kirby, 1942a: 116 • *Glyptotermes neotuberculatus*; protozoa; new combination.
- Kirby, 1944: 196 • *Glyptotermes neotuberculatus*; protozoa.
- Snyder, 1949a: 49 • *Glyptotermes neotuberculatus* listed as valid. Australia.
- Roonwal and Pant, 1953: 44 • *Glyptotermes neotuberculatus*; collection catalog. Australia.
- Krishna, 1961: 347, 393, 394, 396, 398 • *Glyptotermes neotuberculatus*; listed; protozoa.
- Mathur and Thapa, 1962a: 11 • *Glyptotermes neotuberculatus*; collection catalog. Australia.
- Gay and Calaby, 1970: 405 • *Glyptotermes neotuberculatus*; biology; distribution. Australia.
- Ruelle, 1975b: 3 • *Glyptotermes neotuberculatus*; types listed.
- Watson and Abbey, 1993b: 24, fig. 27 • *Glyptotermes neotuberculatus*; distribution map.
- Eldridge, 1996: 169 • *Calotermes (Glyptotermes) neotuberculatus*; synonymized with *eucalypti*.

🌐 DISTRIBUTION: Australian Region—Australia: Capital Territory, New South Wales, Queensland, Victoria.


***Glyptotermes euryceps* Gao, Zhu, and Gong, 1981**

***Glyptotermes euryceps* Gao et al., 1981b: 137–138, 140 (soldier), fig. 1.**

TYPE DATA: Holotype: SIES soldier. Paratypes: SIES soldiers, NITN soldiers, CICC soldiers.

TYPE LOCALITY: China: Sichuan Province: Chengdu.

- Gao et al., 1984a: 54, 59 • *Glyptotermes euryceps*; key.
- Gao and Lam, 1986: 81 • *Glyptotermes euryceps*; checklist; distribution. China.
- Huang et al., 1989: 160–161, fig. 81 • *Glyptotermes euryceps*; soldier described and figured; key. China: Sichuan.
- Gao et al., 1992a: 36 • *Glyptotermes euryceps*; checklist; distribution. China: Sichuan.
- Hua, 2000: 23 • *Glyptotermes euryceps*; listed. China: Sichuan.
- Huang et al., 2000: 200–202, fig. 66 • *Glyptotermes euryceps*; soldier described and figured; key. China.
- Ahmad and Akhtar, 2002: 7 • *Glyptotermes euryceps*; catalog. China.

 DISTRIBUTION: Oriental Region—China: Sichuan.


Glyptotermes ficus Ping and Xu, 1986

Glyptotermes ficus Ping et al., 1986: 155–156, 160 (soldier), fig. 3.

TYPE DATA: Holotype: GIEC soldier. Paratypes: GIEC I. No. E. 7715 soldiers, nymphs, GIF soldiers, nymphs.

TYPE LOCALITY: China: Guizhou Province: Rongjiang County [25°N, 108°E].

- Huang et al., 1989: 144–145, fig. 65 • *Glyptotermes ficus*; soldier described and figured; key. China: Guizhou.
- Gao et al., 1992a: 36 • *Glyptotermes ficus*; checklist; distribution. China: Guizhou.
- Hua, 2000: 23 • *Glyptotermes ficus*; listed. China: Guizhou.
- Huang et al., 2000: 202–203, fig. 67 • *Glyptotermes ficus*; soldier described and figured; key. China.
- Ahmad and Akhtar, 2002: 7 • *Glyptotermes ficus*; catalog. China.

 DISTRIBUTION: Oriental Region—China: Guizhou.

Glyptotermes finniganensis Eldridge, 1996

Glyptotermes finniganensis Eldridge, 1996: 174–175 (imago, soldier), figs. 14–20.

TYPE DATA: Holotype: ANIC No. 9171 imago ♂. Paratypes: ANIC No. 17436 imagoes, soldiers, workers.

TYPE LOCALITY: Australia: Queensland: 6 km WNW Mt. Finnigan.

- Watson et al., 1998: 177 • *Glyptotermes finniganensis*; catalog; synonymy; distribution; ecology. Australia.

 DISTRIBUTION: Australian Region—Australia: Queensland.

Glyptotermes francae Snyder, 1958

Glyptotermes francae Snyder, 1958: 229 (soldier).

TYPE DATA: Holotype: USNM No. 64121 soldier. Paratypes: USNM soldiers, AMNH soldier, nymphs.

TYPE LOCALITY: Philippines: Luzon: Laguna: Mt. Makiling.

- Krishna, 1961: 347 • *Glyptotermes francae*; listed.
- Snyder and Francia, 1962: 63, 67, 73 • *Glyptotermes francae*; key; distribution; biology. Philippines.
- Chhotani, 1975b: 118 • *Glyptotermes francae*; distribution. Philippines.
- Tho, 1992: 204 • *Glyptotermes francae*; listed.
- Ahmad and Akhtar, 2002: 7 • *Glyptotermes francae*; catalog. Philippines.

 DISTRIBUTION: Oriental Region—Philippines: Luzon.

Glyptotermes fujianensis Ping, 1983***Glyptotermes fujianensis*** Ping et al., 1983a: 112–113, 118 (soldier), fig. 3.

TYPE DATA: Holotype: GIEC I. No. E 1085 soldier. Paratypes: GIEC soldiers, nymphs.

TYPE LOCALITY: China: Fujian Province: Pinghe County [24°N, 114°E].

- Huang et al., 1989: 155–156, fig. 76 • *Glyptotermes fujianensis*; soldier described and figured. key. China: Fujian.
- Gao et al., 1992a: 36 • *Glyptotermes fujianensis*; checklist; distribution. China: Fujian.
- Huang and Li, 1999: 272, 273–274, fig. 10.8 • *Glyptotermes fujianensis*; key; soldier described and figured; distribution. China: Fujian.
- Hua, 2000: 23 • *Glyptotermes fujianensis*; listed. China: Fujian, Guangdong, Hainan, Hubei, Sichuan, Yunnan; Japan; Taiwan.
- Huang et al., 2000: 204–205, fig. 68 • *Glyptotermes fujianensis*; soldier described and figured. key. China.
- Ahmad and Akhtar, 2002: 7 • *Glyptotermes fujianensis*; catalog. China.

🌐 DISTRIBUTION: Oriental Region—China: Fujian, Guangdong, Hainan, Hubei, Sichuan, Yunnan; Taiwan. ♦ Palaeartic Region—Japan.

Glyptotermes fuscus Oshima, 1912***Glyptotermes fuscus*** Oshima, 1912: 67–68 (imago, soldier), pl. 1: fig. 15.

TYPE DATA: Syntypes (depository unknown): imagoes, soldiers.

TYPE LOCALITY: Taiwan (Formosa).

- Nawa, 1912a: 313, pl. 17 • *Glyptotermes fuscus*; imago, soldier described and figured. Ryukyus: Ishigaki-jima.
- Oshima, 1913a: 274 • *Calotermes (Glyptotermes) fuscus*; new combination; distribution. Taiwan.
- Oshima, 1914c: 2 • *Calotermes (Glyptotermes) fuscus*; remarks.
- Hozawa, 1915: 11, 42–51, figs. 9, 10, pl. 2: figs. 7, 8 • *Calotermes (Glyptotermes) fuscus*; Imago, soldier described and figured; synonymy. Taiwan; Japan: Bonin Island.
- Light, 1930f: 39 • *Glyptotermes fuscus*; listed.
- Hozawa, 1932: 2009 • *Calotermes fuscus*; imago, soldier described and figured.
- Snyder, 1949a: 48 • *Glyptotermes fuscus*; catalog; reference list; synonymy. Japan: Bonin Islands, Loo Choo [Ryukyu] Islands; Taiwan.
- Tu, 1955b: 81, 85 • *Glyptotermes fuscus*; catalog; distribution. Japan: Bonin Islands, Loo Choo [Ryukyu] Archipelago; Taiwan.
- Tu, 1955a: 31, 36, 37 • *Glyptotermes fuscus*; catalog; distribution. Taiwan.
- Ahmad, 1958: 49, 52 • *Glyptotermes fuscus*; key.
- Krishna, 1961: 347 • *Glyptotermes fuscus*; listed.
- Mathur and Thapa, 1962a: 10 • *Glyptotermes fuscus*; collection catalog. Japan.
- Matsuzawa and Tani, 1962: 247–248 • *Glyptotermes fuscus*; locality. Japan.
- Matsuzawa, 1963: 99–100 • *Kalotermes (Glyptotermes) fuscus*; biology; distribution. Japan.
- Ikehara, 1963: 10, 11, fig. 2 • *Kalotermes (Glyptotermes) fuscus*; synonymy; distribution. Japan: Ryukyu Islands.
- Tsai and Chen, 1964b: 51–52 • *Glyptotermes fuscus*; imago, soldier described; key. China.
- Tsai and Chen, 1964a: 27, 32, 34 • *Glyptotermes fuscus*; distribution.
- Ikehara, 1966: 62, 71–72, 81–170 • *Kalotermes (Glyptotermes) fuscus*; synonymy; biogeography; dispersal; biology; distribution. Japan: Ryukyu Islands.
- Morimoto, 1967a: 10, fig. 9 • *Glyptotermes fuscus*; distribution map. Japan.
- Morimoto, 1973a: 473 • *Glyptotermes fuscus*; cited.
- Morimoto, 1974: 22, 23 • *Glyptotermes fuscus*; synonymy; key; soldier figured. Japan.
- Chhotani, 1975b: 118 • *Glyptotermes fuscus*; distribution. Taiwan.

- Ishihara, 1975b: 47–48 • *Glyptotermes fuscus*; remarks; references; distribution.
- Ishihara, 1975a: 5 • *Glyptotermes fuscus*; characters; soldier figured; references; distribution. Japan.
- Mori, 1979: 35–36 • *Glyptotermes fuscus*; remarks; distribution. Japan: Bonin Islands, Chichijima Islands.
- Fan and Xia, 1980: 164, 170 • *Glyptotermes fuscus*; key. China.
- Gong et al., 1982: 281 • *Glyptotermes fuscus*; distribution. China: Sichuan.
- Gao et al., 1984a: 54, 59 • *Glyptotermes fuscus*; key.
- Gao and Lam, 1986: 81 • *Glyptotermes fuscus*; checklist; distribution. China.
- Abe, 1989: 44, 46 • *Glyptotermes fuscus*; biology; ecology; distribution. Japan: Ryukyu Islands.
- Huang et al., 1989: 158–159 • *Glyptotermes fuscus*; imago, soldier described; key. Taiwan.
- Gao et al., 1992a: 36 • *Glyptotermes fuscus*; checklist; distribution. Taiwan.
- Peng and Yin, 1992: 26, fig. 76 • *Glyptotermes fuscus*; imago, soldier described; soldier figured. China: Hunan.
- Tho, 1992: 204 • *Glyptotermes fuscus*; listed.
- Chung and Chen, 1994: 197 • *Glyptotermes fuscus*; synonymy; distribution. Taiwan.
- Lin et al., 1994b: 1 • *Glyptotermes fuscus*; checklist; distribution. China: Guangxi.
- Takematsu, 1994b: 43, 45 • *Glyptotermes fuscus*; distribution. Japan.
- Takematsu and Yamaoka, 1997: 6–8, 12, figs. 2–5 • *Glyptotermes fuscus*; synonymy; key; imago, soldier described and figured; cuticular hydrocarbons; biology; distribution. Japan; Taiwan.
- Kevan and Vickery, 1998: 298 • *Glyptotermes fuscus*; distribution. Japan: Bonin Islands.
- Hua, 2000: 23 • *Glyptotermes fuscus*; listed. China: Guangxi, Hubei; Japan; Taiwan.
- Huang et al., 2000: 203–204 • *Glyptotermes fuscus*; imago, soldier described; key. China; Taiwan.
- Yasuda et al., 2000: 144–146, fig. 6 • *Glyptotermes fuscus*; soldier described and figured; distribution. Japan: Ryukyu Islands.
- Ahmad and Akhtar, 2002: 7 • *Glyptotermes fuscus*; catalog. Japan: Bonin Islands, Loo Choo [Ryukyu] Islands; Taiwan.
- Ohkuma et al., 2004: 701–710 • *Glyptotermes fuscus*; phylogeny; COII sequences.
- Yamada et al., 2007: 3768–3777 • *Glyptotermes fuscus*; *nifH*; nitrogen fixation; symbiosis. Japan: Okinawa.

Calotermes (Glyptotermes) hozawae Holmgren, 1912d: 118–119 (soldier) [described as “Hozawae”].

TYPE DATA: Syntypes: ZIHS soldiers, AMNH soldier, nymphs.

TYPE LOCALITY: Taiwan.

- Hozawa, 1912: 496 • *Calotermes (Glyptotermes) hozawae*; synonymized with *fuscus* [*fuscus* listed under *hozawae* instead of reverse].
- Holmgren, 1913c: 53, fig. 8, pl. 1: fig. 14 • *Calotermes (Glyptotermes) Hozawae*; soldier described and figured; key; distribution. Taiwan.
- Oshima, 1913a: 274 • *Calotermes (Glyptotermes) hozawae*; again synonymized with *fuscus*.
- Hua, 2000: 23 • *Glyptotermes kozawai* [sic]; listed in synonymy.

🌐 DISTRIBUTION: Oriental Region—China: Guangxi, Hubei, Hunan; Japan: Bonin [Ogasawara] Islands, Okinawa, Ryukyu Islands; Taiwan.

†*Glyptotermes grimaldii* Engel and Krishna, 2007

†*Glyptotermes grimaldii* Engel and Krishna, 2007d: 267–269 (imago), fig. 5, table 1.

TYPE DATA: Holotype: AMNH DR-10–1505 imago.

TYPE LOCALITY: Dominican Republic, specific locality unknown.

🌐 DISTRIBUTION: Neotropical Region—Dominican Republic.

* FOSSIL RECORD: Cenozoic–Neogene: Miocene: Burdigalian.

Glyptotermes guamensis Krishna and Emerson, 1962***Glyptotermes guamensis*** Krishna and Emerson, 1962: 3–4 (soldier), fig. 1.

TYPE DATA: Holotype: BPBM soldier. Paratypes: AMNH nymphs.

TYPE LOCALITY: Guam: Yigo [13°33'N, 144°53'E].

🌐 DISTRIBUTION: Papuan Region—Guam.

Glyptotermes guianaensis (Emerson, 1925)***Kalotermes (Glyptotermes) guianaensis*** Emerson, 1925: 335–336 (imago, soldier), fig. 33.

TYPE DATA: Holotype: AMNH soldier. Paratypes: AMNH imago, queen, soldiers, nymphs, NCIP soldier, FRI soldier, pseudoworker.

TYPE LOCALITY: Guyana (British Guiana): Kartabo.

- Snyder, 1949a: 48 • *Glyptotermes guianaensis*; catalog. Guyana.
- Kirby, 1949b: 368, 371, 372 • *Glyptotermes guianaensis*; protozoa; new combination.
- Krishna, 1961: 347, 391, 392, 393 • *Glyptotermes guianaensis*; listed; protozoa.
- Mathur and Thapa, 1962a: 10 • *Glyptotermes guianensis* [sic]; collection catalog. British Guiana.
- Ruelle, 1975b: 3 • *Glyptotermes guianensis* [sic]; types listed.
- Araujo, 1977c: 16 • *Glyptotermes guianaensis*; catalog. Guyana.
- Constantino, 1998b: 146 • *Glyptotermes guianaensis*; catalog. Guyana.
- Davies et al., 2003a: 522 • *Glyptotermes* sp. near *guianaensis*; checklist; ecology; feeding group; distribution. French Guiana.

🌐 DISTRIBUTION: Neotropical Region—French Guiana; Guyana.

Glyptotermes guizhouensis Ping and Xu, 1986***Glyptotermes guizhouensis*** Ping et al., 1986: 153–154, 159 (soldier), fig. 1.

TYPE DATA: Holotype: GIEC soldier. Paratypes: GIEC I. No. E. 7768 soldiers, nymphs, GIF soldiers, nymphs.

TYPE LOCALITY: China: Guizhou Province: Rongjiang County [25°N, 108°E].

- Huang et al., 1989: 140–141, fig. 60 • *Glyptotermes guizhouensis*; soldier described and figured; key. China: Guizhou.
- Gao et al., 1992a: 36 • *Glyptotermes guizhouensis*; checklist; distribution. China: Guizhou.
- Zhu et al., 1993: 45 • *Glyptotermes guizhouensis*; checklist; distribution. China.
- Hua, 2000: 23 • *Glyptotermes guizhouensis*; listed. China: Guizhou.
- Huang et al., 2000: 205–206, fig. 69 • *Glyptotermes guizhouensis*; soldier described and figured; key. China.
- Ahmad and Akhtar, 2002: 7 • *Glyptotermes guizhouensis*; catalog. China.

🌐 DISTRIBUTION: Oriental Region—China: Guizhou.

Glyptotermes hejiangensis Gao, 1984***Glyptotermes hejiangensis*** Gao et al., 1984a: 55–57 (imago, soldier), fig. 1; key.

TYPE DATA: Holotype: SIES soldier, holomorphotype queen. Paratypes: SIES soldiers, king, NITN soldiers.

TYPE LOCALITY: China: Sichuan Province: Hejiang.

- Huang et al., 1989: 146–148, fig. 67 • *Glyptotermes hejiangensis*; imago, soldier described and figured; key. China: Sichuan.
- Gao et al., 1992a: 36 • *Glyptotermes hejiangensis*; checklist; distribution. China: Sichuan.
- Hua, 2000: 23 • *Glyptotermes hejiangensis*; listed. China: Sichuan.
- Huang et al., 2000: 206–208, fig. 70 • *Glyptotermes hejiangensis*; imago, soldier described and figured; key. China.
- Ahmad and Akhtar, 2002: 7 • *Glyptotermes hejiangensis*; catalog. China.

🌐 DISTRIBUTION: Oriental Region—China: Sichuan.

Glyptotermes hendrickxi Krishna and Emerson, 1962

Glyptotermes hendrickxi Krishna and Emerson, 1962: 23–25 (soldier), fig. 12.

TYPE DATA: Holotype: AMNH soldier. Paratypes: AMNH soldiers, nymphs, NCIP soldiers.

TYPE LOCALITY: Congo-Zaire: Tchiinda Forest on Mt Bukulumusa above Mulungu [02°20'S, 28°43'E].

- Bouillon and Mathot, 1965: 38 • *Glyptotermes hendrickxi*; catalog. Congo-Zaire.
- Bouillon and Mathot, 1971: table: no. 21 • *Glyptotermes hendrickxi*; measurements.
- Ruelle, 1975b: 3 • *Glyptotermes hendrickxi*; types listed.

🌐 DISTRIBUTION: Ethiopian Region—Congo-Zaire.

Glyptotermes hesperus Gao, Zhu, and Han, 1981

Glyptotermes hesperus Gao et al., 1981b: 138–140 (soldier), fig. 2.

TYPE DATA: Holotype: SIES soldier. Paratypes: SIES soldiers, NITN soldiers, CICC soldiers.

TYPE LOCALITY: China: Sichuan Province: Chengdu.

- Gao and Ma, 1983: 136–137, 138, fig. 2 • *Glyptotermes hesperus*; imago described and figured. China: Sichuan.
- Gao et al., 1984a: 54, 55, 59 • *Glyptotermes hesperus*; key.
- Gao and Lam, 1986: 81 • *Glyptotermes hesperus*; checklist; distribution. China.
- Huang et al., 1989: 148–149, figs. 68, 69 • *Glyptotermes hesperus*; imago, soldier described and figured; key. China: Sichuan.
- Gao et al., 1992a: 36 • *Glyptotermes hesperus*; checklist; distribution. China: Sichuan.
- Hua, 2000: 23 • *Glyptotermes hesperus*; listed. China: Sichuan.
- Huang et al., 2000: 208–211, figs. 71, 72 • *Glyptotermes hesperus*; imago, soldier described and figured; key. China.
- Ahmad and Akhtar, 2002: 7 • *Glyptotermes hesperus*; catalog. China.

🌐 DISTRIBUTION: Oriental Region—China: Sichuan.

Glyptotermes hospitalis (Emerson, 1925)

Kalotermes (Glyptotermes) hospitalis Emerson, 1925: 336–337 (imago, soldier), fig. 34.

TYPE DATA: Holotype: AMNH soldier. Paratypes: AMNH imago, soldiers, nymphs, NCIP soldier, NHMM soldier, MCZ No. 1049?, FRI soldier, pseudoworkers.

TYPE LOCALITY: Guyana (British Guiana): Kartabo.

- Snyder, 1949a: 48 • *Glyptotermes hospitalis*; catalog. Guyana.
- Kirby, 1949b: 368, 377 • *Glyptotermes hospitalis*; protozoa; new combination.
- Krishna, 1961: 347, 393, 396 • *Glyptotermes hospitalis*; listed; protozoa.

- Krishna and Emerson, 1962: 45 • *Glyptotermes hospitalis*; comparisons.
- Mathur and Thapa, 1962a: 10 • *Glyptotermes hospitalis*; collection catalog. Guyana.
- Van Boven, 1969a: 38 • *Glyptotermes hospitalis*; types listed.
- Ruelle, 1975b: 3 • *Glyptotermes hospitalis*; types listed.
- Araujo, 1977c: 16 • *Glyptotermes hospitalis*; catalog. Guyana.
- Constantino, 1998b: 146 • *Glyptotermes hospitalis*; catalog. Guyana.

🌐 DISTRIBUTION: Neotropical Region—Guyana.

Glyptotermes ignotus Wilkinson, 1959

Glyptotermes ignotus Wilkinson, 1959: 70–72 (imago, soldier), fig. 4.

TYPE DATA: Holotype: BMNH imago ♀. Paratypes: BMNH imagoes, soldiers, NCIP imago, soldier, NCIP imago [not type locality].

TYPE LOCALITY: Uganda: 19 miles from Kampala on Jinia road.

- Krishna, 1961: 347 • *Glyptotermes ignotus*; listed.
- Krishna and Emerson, 1962: 25, 28, 33, 37, 38 • *Glyptotermes ignotus*; comparisons.
- Bouillon and Mathot, 1965: 38 • *Glyptotermes ignotus*; catalog. Uganda.
- Bouillon and Mathot, 1971: table: no. 22 • *Glyptotermes ignotus*; measurements.
- Ruelle, 1975b: 3 • *Glyptotermes ignotus*; types listed.
- Wanyonyi et al., 1984: 2 • *Glyptotermes ignotus*; checklist; distribution. Uganda.

🌐 DISTRIBUTION: Ethiopian Region—Uganda.

Glyptotermes insulanus Silvestri, 1912

Glyptotermes parvulus insulanus Silvestri, 1912a: 216–218 (imago, soldier, nymph), fig. II.

TYPE DATA: Syntypes: NHRM imagoes, soldiers, AMNH imago, soldiers, nymph.

TYPE LOCALITY: São Tomé and Príncipe: Príncipe Island: Roça Infante D. Henrique.

- Hegh, 1922: 346, 683 • *Calotermes (Glyptotermes) parvulus* subsp. *insulanus*; biology; reference list; new combination; distribution.
- Sjöstedt, 1926d: 42, 43 • *Glyptotermes insulanus*; reference list; key; remarks; locality. Príncipe Island.
- Snyder, 1949a: 48 • *Glyptotermes insulanus*; catalog; reference list. Príncipe Island.
- Krishna, 1961: 347 • *Glyptotermes insulanus*; listed.
- Krishna and Emerson, 1962: 25, 30, 31, 33, 35, 37, 39 • *Glyptotermes insulanus*; comparisons.
- Bouillon and Mathot, 1971: table: no. 23 • *Glyptotermes insulanus*; measurements.
- Raineri et al., 1993: 530 • *Glyptotermes parvulus insulanus*; collection catalog; types listed.

🌐 DISTRIBUTION: Ethiopian Region—São Tomé and Príncipe.

Glyptotermes iridipennis Froggatt, 1897

Glyptotermes iridipennis Froggatt, 1897a: 546–547 (imago), pl. 36, figs. 5, 5a.

TYPE DATA: Neotype: NMV No. T-9610 imago ♀.

NEOTYPE DESIGNATION: Hill, 1942: 92 • “Holoneotype” [= neotype] designated.

TYPE LOCALITY: Australia: Victoria: Melbourne.

- Desneux, 1904b: 23 • *Calotermes iridipennis*; reference list. Australia.
- Froggatt, 1905: 24, 25 • *Glyptotermes iridipennis*; characters; locality. Australia.

- Holmgren, 1911a: 56 • *Calotermes (Glyptotermes) iridipennis*; listed; new combination. Australia.
- Hill, 1925c: 87 • *Calotermes (Glyptotermes) iridipennis*; imago, soldier described. Australia.
- Hill, 1925b: 210–212, pl. 23, figs. 8, 9 • *Calotermes (Glyptotermes) iridipennis*; soldier (previously unknown), imago described and figured. Australia.
- Hill, 1932b: 12, 16, fig. 10 • *Calotermes iridipennis*; imago, soldier described and figured; key; distribution. Australia.
- Kirby, 1932: 396, 446 • *Kalotermes (Glyptotermes) iridipennis*; protozoa.
- Hill, 1942: 90–92, figs. 40, 41 • *Calotermes (Glyptotermes) iridipennis*; imago, soldier described and figured; synonymy; distribution; biology. Australia.
- Kirby, 1942b: 199, 214 • *Glyptotermes iridipennis*; protozoa.
- Kirby, 1942a: 116 • *Glyptotermes iridipennis*; protozoa.
- Kirby, 1944: 196, 239 • *Glyptotermes iridipennis*; protozoa.
- Kirby, 1945: 292 • *Glyptotermes iridipennis*; protozoa.
- Snyder, 1949a: 48 • *Glyptotermes iridipennis*; catalog; reference list. Australia.
- Roonwal and Pant, 1953: 44 • *Glyptotermes iridipennis*; collection catalog. Australia.
- Krishna, 1961: 347, 393, 396, 398 • *Glyptotermes iridipennis*; listed; protozoa.
- Mathur and Thapa, 1962a: 10 • *Glyptotermes iridipennis*; collection catalog. Australia.
- Gay and Calaby, 1970: 405 • *Glyptotermes iridipennis*; biology; distribution. Australia.
- Ruelle, 1975b: 3 • *Glyptotermes iridipennis*; “paraneotypes” listed.
- Watson and Abbey, 1993b: 23, fig. 26 • *Glyptotermes iridipennis*; distribution map.
- Eldridge, 1996: 168, 170 • *Glyptotermes iridipennis*; key; synonymy; imago described; distribution. Australia.
- Watson et al., 1998: 179 • *Glyptotermes iridipennis*; catalog; synonymy; distribution; ecology. Australia.

🌐 DISTRIBUTION: Australian Region—Australia: New South Wales, South Australia, Victoria.

Glyptotermes jinyunensis Chen and Ping, 1985

Glyptotermes jinyunensis Ping et al., 1985b: 304–306, 311 (soldier), fig. 2.

TYPE DATA: Holotype: GIEC I. No. E 7032 soldier. Paratypes: GIEC soldiers, nymphs.

TYPE LOCALITY: China: Sichuan Province: Jinyun Mountain of Chonqing City.

- Huang et al., 1989: 152–153, fig. 73 • *Glyptotermes jinyunensis*; soldier described and figured; key. China: Sichuan.
- Gao et al., 1992a: 36 • *Glyptotermes jinyunensis*; checklist; distribution. China: Sichuan.
- Hua, 2000: 23 • *Glyptotermes jinyunensis*; listed. China: Sichuan.
- Huang et al., 2000: 211–212, fig. 73 • *Glyptotermes jinyunensis*; soldier described and figured; key. China.
- Ahmad and Akhtar, 2002: 7 • *Glyptotermes jinyunensis*; catalog. China.

🌐 DISTRIBUTION: Oriental Region—China: Sichuan.

Glyptotermes jurioni Krishna and Emerson, 1962

Glyptotermes jurioni Krishna and Emerson, 1962: 25–28 (imago, soldier), figs. 13, 14.

TYPE DATA: Holotype: AMNH soldier. Paratypes: AMNH imago, nymph.

TYPE LOCALITY: Congo-Zaire: Yangambi [00°47'N, 24°23'E].

- Bouillon and Mathot, 1965: 38 • *Glyptotermes jurioni*; catalog. Congo-Zaire.
- Bouillon and Mathot, 1971: table: no. 24 • *Glyptotermes jurioni*; measurements.


🌐 DISTRIBUTION: Ethiopian Region—Congo-Zaire.

Glyptotermes kachongensis Ahmad, 1965***Glyptotermes kachongensis*** Ahmad, 1965: 12 (soldier), fig. 5.

TYPE DATA: Holotype: ZUPL soldier. Paratypes: AMNH soldier, nymphs.

TYPE LOCALITY: Thailand: Ka-Chong.

- Morimoto, 1973a: 77 • *Glyptotermes kachongensis*; listed.
- Chhotani, 1975b: 118 • *Glyptotermes kachongensis*; distribution. Thailand.
- Tho, 1992: 204 • *Glyptotermes kachongensis*; listed.
- Ahmad and Akhtar, 2002: 7 • *Glyptotermes kachongensis*; catalog. Thailand.
- Gathorne-Hardy, 2004: 115 • *Glyptotermes kachongensis*; checklist; distribution. Malaysia: Mainland.
- Sornuwat et al., 2004: 361 • *Glyptotermes kachongensis*; checklist; distribution. Thailand.


 DISTRIBUTION: Oriental Region—Malaysia: Mainland; Thailand.

Glyptotermes kawandae Wilkinson, 1954***Glyptotermes kawandae*** Wilkinson, 1954: 77–80 (imago, soldier), fig. 2.

TYPE DATA: Holotype: BMNH imago ♂. Paratypes: BMNH imago ♀, soldier, AMNH imagoes, soldier, NCIP imagoes, soldiers.

TYPE LOCALITY: Uganda: Kawanda.

- Harris, 1948: 75 • *Glyptotermes parvulus* [misidentification]; biology; locality. Uganda.
- Harris, 1950: 52 • *Glyptotermes parvulus* [misidentification]; distribution. Uganda.
- Krishna, 1961: 347 • *Glyptotermes kawandae*; listed.
- Krishna, 1962a: 25, 30, 31, 33, 35, 37, 39 • *Glyptotermes kawandae*; comparisons.
- Bouillon and Mathot, 1965: 38 • *Glyptotermes kawandae*; catalog. Uganda.
- Bouillon and Mathot, 1971: table: no. 25 • *Glyptotermes kawandae*; measurements.
- Ruelle, 1975b: 3 • *Glyptotermes kawandae*; types listed.
- Wanyonyi et al., 1984: 2 • *Glyptotermes kawandae*; checklist; distribution. Uganda.

 DISTRIBUTION: Ethiopian Region—Uganda.

Glyptotermes kirbyi Krishna and Emerson, 1962***Glyptotermes kirbyi*** Krishna and Emerson, 1962: 20–23 (imago, soldier), figs. 10–11.

TYPE DATA: Holotype: AMNH soldier. Paratypes: AMNH imagoes, soldier, nymphs.

TYPE LOCALITY: Indonesia: Sumatra: swamp forest of Kateman.

- Kirby, 1941: 39 • *Glyptotermes* n. sp.; protozoa.
- Kirby, 1942b: 191 • *Glyptotermes* n. sp.; protozoa.
- Kalshoven, 1960a: 36 • *Glyptotermes* sp.; protozoa.
- Krishna, 1961: 392, 394 • *Glyptotermes* n. sp.; protozoa.
- Ahmad, 1965: 12 • *Glyptotermes kirbyi*; cited.
- Chhotani, 1975b: 118 • *Glyptotermes kirbyi*; distribution. Indonesia.
- Tho, 1992: 204 • *Glyptotermes kirbyi*; listed.
- Ahmad and Akhtar, 2002: 7 • *Glyptotermes kirbyi*; catalog. Indonesia: Sumatra.
- Gathorne-Hardy, 2004: 116 • *Glyptotermes kirkbyi* [sic]; checklist; distribution. Indonesia: Sumatra.

 DISTRIBUTION: Oriental Region—Indonesia: Sumatra.


Glyptotermes kunakensis Thapa, 1982

Glyptotermes kunakensis Thapa, 1982: 58–60 (soldier, worker), pl. 19.

TYPE DATA: Holotype: FRI soldier. Paratypes: FRI soldiers, workers, FRI soldiers, workers [not type locality].

TYPE LOCALITY: Malaysia: Sabah: Kunak-Mostyn District: Kunak.

- Gathorne-Hardy, 2004: 116 • *Glyptotermes kunakensis*; checklist; distribution. Malaysia: Sabah [1981: incorrect date].

 DISTRIBUTION: Oriental Region—Malaysia: Sabah.

Glyptotermes laticaudomunitus Thapa, 1982

Glyptotermes laticaudomunitus Thapa, 1982: 43–46 (soldier, worker), pl. 13.

TYPE DATA: Holotype: FRI soldier. Paratypes: FRI soldiers, workers.

TYPE LOCALITY: Malaysia: Sabah: Lamag District: Balat.

- Gathorne-Hardy, 2004: 116 • *Glyptotermes laticaudomunitus*; checklist; distribution. Malaysia: Sabah [1981: incorrect date].

 DISTRIBUTION: Oriental Region—Malaysia: Sabah.


Glyptotermes latignathus Gao and Zhu, 1982

Glyptotermes latignathus Gao and Zhu *in* Gong et al., 1982: 282–283, 286 (soldier), fig. 1.

TYPE DATA: Holotype: SIES soldier. Paratypes: CICC soldiers, nymphs, NITN soldiers, nymphs.

TYPE LOCALITY: China: Sichuan Province: Chengdu.

- Gong et al., 1982: 281 • *Glyptotermes latignathus*; distribution. China: Sichuan.
- Gao et al., 1984a: 54, 59 • *Glyptotermes latignathus*; key.
- Gao and Lam, 1986: 81 • *Glyptotermes latignathus*; checklist; distribution. China.
- Huang et al., 1989: 135, fig. 54 • *Glyptotermes latignathus*; soldier described and figured; key. China: Sichuan.
- Gao et al., 1992a: 36 • *Glyptotermes latignathus*; checklist; distribution. China: Sichuan.
- Ahmad and Akhtar, 2002: 7 • *Glyptotermes latignathus*; catalog. China.

 DISTRIBUTION: Oriental Region—China: Sichuan.

Glyptotermes latithorax Fan and Xia, 1980

Glyptotermes latithorax Fan and Xia, 1980: 164–166, 171 (imago, soldier), figs. 1, 2.

TYPE DATA: Holotype: SIES [no indication of whether imago or soldier is the holotype].

TYPE LOCALITY: China: Guangdong: Nada.

- Gao et al., 1984a: 54, 55, 59, 60 • *Glyptotermes latithorax*; key.
- Gao and Lam, 1986: 81 • *Glyptotermes latithorax*; checklist; distribution. China.
- Huang et al., 1989: 136–137, figs. 54, 55 • *Glyptotermes latithorax*; imago, soldier described and figured; key. China: Guangdong.
- Gao et al., 1992a: 36 • *Glyptotermes latithorax*; checklist; distribution. China: Guangdong.
- Hua, 2000: 23 • *Glyptotermes latithorax*; listed. China: Hainan.

- Huang et al., 2000: 211–213, figs. 74, 75 • *Glyptotermes latithorax*; imago, soldier described and figured; key. China.
- Ahmad and Akhtar, 2002: 7 • *Glyptotermes latithorax*; catalog. China.

🌐 DISTRIBUTION: Oriental Region—China: Guangdong.

Glyptotermes liangshanensis Gao, Zhu, and Gong, 1982

Glyptotermes liangshanensis Gao et al., 1982a: 67–70 (imago, soldier), figs. 1, 2.

TYPE DATA: Holotype: SIES soldier, holomorphotype queen. Paratypes: SIES soldiers, queens, kings, NITN soldiers, queens, kings, CICC soldiers, queens, kings.

TYPE LOCALITY: China: Sichuan Province: Jinyang.

- Gao et al., 1984a: 54, 55, 59, 60 • *Glyptotermes liangshanensis*; key.
- Gao and Lam, 1986: 81 • *Glyptotermes liangshanensis*; checklist; distribution. China.
- Huang et al., 1989: 164–166, figs. 85, 86 • *Glyptotermes liangshanensis*; imago, soldier described and figured; key. China: Sichuan.
- Gao et al., 1992a: 36 • *Glyptotermes liangshanensis*; checklist; distribution. China: Sichuan.
- Hua, 2000: 23 • *Glyptotermes liangshanensis*; listed. China: Sichuan.
- Huang et al., 2000: 215–217, figs. 76, 77 • *Glyptotermes liangshanensis*; imago, soldier described and figured; key. China.
- Ahmad and Akhtar, 2002: 7 • *Glyptotermes liangshanensis*; catalog. China.

🌐 DISTRIBUTION: Oriental Region—China: Sichuan.

Glyptotermes liberatus (Snyder, 1929)

Kalotermes (Kalotermes) liberatus Snyder, 1929: 81 (soldier).

TYPE DATA: Holotype: AMNH soldier ?lost [no specimens in AMNH collected prior to 1941].

Paratypes: AMNH soldiers ?lost [no specimens in AMNH collected prior to 1941].

TYPE LOCALITY: Jamaica: Cinchona, see Banks, 1919: 478.

- Banks, 1919: 478 • *Kalotermes posticus*; misidentification of soldier by Banks, which Snyder, 1929, described as *Kalotermes (Kalotermes) liberatus*. Jamaica.
- Snyder, 1949a: 49 • *Glyptotermes liberatus*; catalog; reference list; new combination. Jamaica.
- Snyder, 1956b: 190, 193, 197, 199 • *Glyptotermes liberatus*; key; distribution. Jamaica.
- Krishna, 1961: 347 • *Glyptotermes liberatus*; listed.
- Mathur and Thapa, 1962a: 11 • *Glyptotermes liberatus*; collection catalog. Jamaica.
- Araujo, 1977c: 16 • *Glyptotermes liberatus*; catalog; Greater Antilles; Virgin Islands.
- Clarke, 1994: 14 • *Cryptotermes liberatus*; checklist; distribution. Jamaica.
- Scheffrahn et al., 1994: 216, 219, 220, 221, 223, 229, 230 • *Glyptotermes liberatus*; distribution. Hispaniola: Dominican Republic; Haiti; Jamaica; Puerto Rico; Virgin Islands: St. Thomas.
- Constantino, 1998b: 146 • *Glyptotermes liberatus*; catalog. Greater Antilles; Virgin Islands.
- Scheffrahn et al., 2003a: 185, 187, 189–190, fig. 14 • *Glyptotermes liberatus*; key; synonymy; imago described; soldier figured; distribution. Cuba; Jamaica; Puerto Rico.
- Cruz et al., 2004: 4 • *Glyptotermes liberatus*; checklist; distribution. Cuba.

🌐 DISTRIBUTION: Neotropical Region—Cuba; Dominican Republic; Haiti; Jamaica; Puerto Rico; Virgin Islands.

Glyptotermes lighti Krishna and Emerson, 1962

Glyptotermes lighti Krishna and Emerson, 1962: 4–8 (imago, soldier), figs. 2–3.

TYPE DATA: Holotype: USNM soldier. Paratypes: USNM imago, AMNH imagoes, soldiers, nymphs, AMNH soldiers, nymphs [not type locality], AMNH imagoes, soldier [not type locality].

TYPE LOCALITY: Marshall Islands: Arno Atoll: Ine Island [ca. 07°05'N, 171°42'E].

🌐 DISTRIBUTION: Papuan Region—Marshall Islands, Solomon Islands.

Glyptotermes limulingensis Ping and Xu, 1986

Glyptotermes limulingensis Ping and Xu, 1986a: 112–114 (imago, soldier), fig. 6.

TYPE DATA: Holotype: GIEC soldier. Paratypes: GIEC imagoes, soldiers.

TYPE LOCALITY: China: Hainan Island: Qiongzong County.

- Huang et al., 1989: 159–160, fig. 80 • *Glyptotermes limulingensis*; imago, soldier described and figured; key. China: Hainan.
- Gao et al., 1992a: 36 • *Glyptotermes limulingensis*; checklist; distribution. China: Guangdong.
- Hua, 2000: 23 • *Glyptotermes limulingensis*; listed. China: Hainan.
- Huang et al., 2000: 217–218, fig. 78 • *Glyptotermes limulingensis*; imago, soldier described and figured; key. China.
- Ahmad and Akhtar, 2002: 7 • *Glyptotermes limulingensis*; catalog. China.

🌐 DISTRIBUTION: Oriental Region—China: Guangdong, Hainan.

Glyptotermes longipennis Krishna and Emerson, 1962

Glyptotermes longipennis Krishna and Emerson, 1962: 44–45 (imago), fig. 24.

TYPE DATA: Holotype: AMNH imago. Paratypes: AMNH imagoes.

TYPE LOCALITY: Colombia: San Antonio [11°33'S, 72°47'W].

- Araujo, 1977c: 16 • *Glyptotermes longipennis*; catalog. Colombia.
- Constantino, 1998b: 146 • *Glyptotermes longipennis*; catalog. Colombia.

🌐 DISTRIBUTION: Neotropical Region—Colombia.

Glyptotermes longnanensis Gao and Zhu, 1980

Glyptotermes longnanensis Gao et al., 1980: 69–74 (soldier), fig. 1.

TYPE DATA: Holotype: SIES soldier; queen (morphotype). Paratypes: SIES soldiers, queen, NITN soldiers.

TYPE LOCALITY: China: Gansu Province: Wen Xian.

- Fan and Xia, 1980: 163, 170 • *Glyptotermes longnanensis*; key. China.
- Gong et al., 1982: 281 • *Glyptotermes longnanensis*; distribution. China: Sichuan.
- Gao et al., 1984a: 54, 55, 59, 60 • *Glyptotermes longnanensis*; key.
- Gao and Lam, 1986: 81 • *Glyptotermes longnanensis*; checklist; distribution. China.
- Huang et al., 1989: 167–169, fig. 88 • *Glyptotermes longnanensis*; queen, soldier described and figured; key. China: Gansu.
- Gao et al., 1992a: 36 • *Glyptotermes longnanensis*; checklist; distribution. China: Gansu, Hubei, Sichuan.

- Xing et al., 1999: 181–185 • *Glyptotermes longnanensis*; mtDNA; RFLP sequences.
- Hua, 2000: 23 • *Glyptotermes longnanensis*; listed. China: Gansu, Hubei, Sichuan.
- Huang et al., 2000: 218–220, fig. 79 • *Glyptotermes longnanensis*; imago, soldier described and figured; key. China.
- Ahmad and Akhtar, 2002: 7 • *Glyptotermes longnanensis*; catalog. China.

🌐 DISTRIBUTION: Oriental Region—China: Gansu, Hubei, Sichuan. ♦ Palaearctic–China: Gansu.

Glyptotermes longuisculus Krishna and Emerson, 1962

Glyptotermes longuisculus Krishna and Emerson, 1962: 28–32 (imago, soldier), figs. 15, 16.

TYPE DATA: Holotype: AMNH soldier. Paratypes: AMNH imagoes, soldiers, nymphs, NCIP imago, soldier, FRI imagoes, soldier, pseudoworkers, ZSI imago.

TYPE LOCALITY: Congo-Zaire: 28 miles south of Rutshuru [01°10'S, 29°26'E].

- Kirby, 1942b: 183 • *Glyptotermes* n. sp. protozoa.
- Kirby, 1942a: 116 • *Glyptotermes* n. sp. protozoa.
- Kirby, 1944: 199 • *Glyptotermes* n. sp. protozoa.
- Kirby, 1945: 257 • *Glyptotermes* n. sp. protozoa.
- Krishna, 1961: 395, 396 • *Glyptotermes* n. sp.; listed; protozoa.
- Mathur and Thapa, 1962a: 11 • *Glyptotermes longuisculus*; collection catalog. Congo.
- Bouillon and Mathot, 1965: 78, 79, pl. 7: figs. 14a–14c • *Glyptotermes longuisculus*; catalog; soldier figured. Congo-Zaire.
- Bouillon and Mathot, 1971: table: no. 26 • *Glyptotermes longuisculus*; measurements.
- Ruelle, 1975b: 3 • *Glyptotermes longuisculus*; types listed.

🌐 DISTRIBUTION: Ethiopian Region—Congo-Zaire.

Glyptotermes luteus Kemner, 1931

Glyptotermes luteus Kemner, 1931: 11–14 (imago, soldier), fig. 4.

TYPE DATA: Syntypes: ZMLU imagoes, soldiers, AMNH soldier, nymphs.

TYPE LOCALITY: Indonesia: Moluccas: Amboina.

- Weyer, 1935: 648–672 • *Glyptotermes luteus*; midgut; histology; regeneration.
- Snyder, 1949a: 49 • *Glyptotermes luteus*; catalog. Amboina.
- Krishna, 1961: 347 • *Glyptotermes luteus*; listed.

🌐 DISTRIBUTION: Papuan Region—Indonesia: Maluku (Moluccas).

Glyptotermes maculifrons Ping and Li, 1983

Glyptotermes maculifrons Ping et al., 1983a: 111–112, 118 (soldier), fig. 2.

TYPE DATA: Holotype: GIEC I. No. T 5620 soldier. Paratypes: GIEC soldiers, nymphs.

TYPE LOCALITY: China: Fujian Province: Huangkeng: Jianyang County [27°N, 118°E].

- Huang et al., 1989: 154–155, fig. 75 • *Glyptotermes maculifrons*; soldier described and figured; key. China: Fujian.
- Gao et al., 1992a: 36 • *Glyptotermes maculifrons*; checklist; distribution. China: Fujian.
- Huang and Li, 1999: 272, 273, fig. 10.7 • *Glyptotermes maculifrons*; key; soldier described and figured; distribution. China: Fujian.
- Hua, 2000: 23 • *Glyptotermes maculifrons*; listed. China: Fujian, Guangdong.

- Huang et al., 2000: 221–222, fig. 80 • *Glyptotermes maculifrons*; soldier described and figured; key. China.
- Ahmad and Akhtar, 2002: 7 • *Glyptotermes maculifrons*; catalog. China.

🌐 DISTRIBUTION: Oriental Region—China: Fujian, Guangdong.

Glyptotermes magniocus Ping and Liu, 1985

Glyptotermes magniocus Ping et al., 1985b: 307–309, 312 (soldier), fig. 4.

TYPE DATA: Holotype: GIEC I. No. E 4512 soldier. Paratypes: GIEC soldier, nymphs.

TYPE LOCALITY: China: Sichuan Province: Guan Xian [31°N, 103°E].

- Huang et al., 1989: 166–167, fig. 87 • *Glyptotermes magniocus*; soldier described and figured; key. China: Sichuan.
- Gao et al., 1992a: 36 • *Glyptotermes magniocus*; checklist; distribution. China: Sichuan.
- Hua, 2000: 23 • *Glyptotermes magniocus*; listed. China: Sichuan, Yunnan.
- Huang et al., 2000: 222–223, fig. 81 • *Glyptotermes magniocus*; soldier described and figured; key. China.
- Ahmad and Akhtar, 2002: 8 • *Glyptotermes magniocus*; catalog. China.

🌐 DISTRIBUTION: Oriental Region—China: Sichuan.

Glyptotermes magsaysayi Snyder, 1958

Glyptotermes magsaysayi Snyder, 1958: 230 (imago, soldier) [*magsaysayi* in species heading *lapsus calami*, as species named for Ramón Magsaysay (Snyder, 1958: 229)].

TYPE DATA: Holotype: USNM No. 64191 imago. Paratypes: USNM imagoes, soldiers, AMNH imago, soldier, nymphs.

TYPE LOCALITY: Philippines: Luzon: Laguna, Mt. Makiling, Caguiock.

- Kirby, 1942a: 116 • *Glyptotermes* n. sp.; protozoa.
- Kirby, 1944: 196 • *Glyptotermes* n. sp.; protozoa.
- Krishna, 1961: 347, 396 • *Glyptotermes magsaysayi*; listed; protozoa.
- Snyder and Francia, 1962: 63, 65, 67, 73 • *Glyptotermes magsaysayi*; key; distribution; biology. Philippines.
- Chhotani, 1975b: 118 • *Glyptotermes magsaysayi*; distribution. Philippines.
- Tho, 1992: 204 • *Glyptotermes magsaysayi*; listed.
- Ahmad and Akhtar, 2002: 8 • *Glyptotermes magsaysayi* [sic]; catalog. Philippines.

🌐 DISTRIBUTION: Oriental Region—Philippines: Luzon.

Glyptotermes mandibulicinus Ping and Xu, 1986

Glyptotermes mandibulicinus Ping and Xu, 1986a: 110–112 (soldier), fig. 5.

TYPE DATA: Holotype: GIEC soldier. Paratypes: GIEC soldiers.

TYPE LOCALITY: China: Hainan Island: Ya County.

- Huang et al., 1989: 157–159, fig. 5 • *Glyptotermes mandibulicinus*; soldier described and figured; key. China: Hainan.
- Gao et al., 1992a: 36 • *Glyptotermes mandibulicinus*; checklist; distribution. China: Guangdong.
- Gu et al., 1995: 648 • *Glyptotermes mandibulicinus*; checklist. China: Hainan.
- Hua, 2000: 23 • *Glyptotermes mandibulicinus*; listed. China: Guangdong.

- Huang et al., 2000: 223–224, fig. 82 • *Glyptotermes mandibulicinus*; soldier described and figured; key. China.
- Ahmad and Akhtar, 2002: 8 • *Glyptotermes mandibulicinus*; catalog; also as *Glyptotermes mandibularis* [no evidence in the literature that this species, ascribed to Ping, was ever described by him or anyone else; perhaps a misspelling of *mandibulicinus*].

🌐 DISTRIBUTION: Oriental Region—China: Guangdong, Hainan.

Glyptotermes marlatti (Snyder, 1926)

Kalotermes (Glyptotermes) marlatti Snyder, 1926a: 25–25 (imago, soldier).

TYPE DATA: Syntypes: USNM winged imago, soldier.

TYPE LOCALITY: Costa Rica: Santa Clara: Hamburg Farm.

- Snyder, 1934b: 97 • *Kalotermes (Glyptotermes) marlatti*; locality. Costa Rica.
- Snyder, 1949a: 49 • *Glyptotermes marlatti*; catalog; new combination. Costa Rica.
- Krishna, 1961: 347 • *Glyptotermes marlatti*; listed.
- Krishna and Emerson, 1962: 56 • *Glyptotermes marlatti*; cited.
- Araujo, 1977c: 16 • *Glyptotermes marlatti*; catalog. Costa Rica.
- Constantino, 1998b: 146 • *Glyptotermes marlatti*; catalog. Costa Rica.

🌐 DISTRIBUTION: Neotropical Region—Costa Rica.

Glyptotermes minutus Kemner, 1932

Glyptotermes minutus Kemner, 1932c: 149–150 (imago, soldier).


TYPE DATA: Lectotype: ZMLU soldier. Paralectotypes: ZMLU imago, AMNH soldier, nymphs.

LECTOTYPE DESIGNATION: Chhotani, 1975c: 155.

TYPE LOCALITY: Sri Lanka (Ceylon): Peradeniya.

- Jepson, 1930b: 6 • *Calotermes (Glyptotermes) minutus* Kemner; manuscript name.
- Jepson, 1931: 583, 595 • *Calotermes (Glyptotermes) minutus*; nomen nudum.
- Kirby, 1941: 52 • *Glyptotermes minutus*; protozoa.
- Pinto, 1941: 87–88 • *Glyptotermes minutus*; distribution. Sri Lanka.
- Kirby, 1942b: 211 • *Glyptotermes minutus*; protozoa.
- Kirby, 1942a: 121 • *Glyptotermes minutus*; protozoa.
- Snyder, 1949a: 49 • *Glyptotermes minutus*; catalog. Sri Lanka.
- Lal and Menon, 1953: 15 • *Kalotermes (Glyptotermes) minutus*; catalog; systematic and biological reference list. Sri Lanka.
- Ahmad, 1958: 47, 51 • *Glyptotermes minutus*; key.
- Krishna, 1961: 347, 393, 396 • *Glyptotermes minutus*; listed; protozoa.
- Chhotani, 1975b: 118 • *Glyptotermes minutus*; distribution. Sri Lanka.
- Chhotani, 1975c: 117–118, 150–155, figs. 13, 14 • *Glyptotermes minutus*; imago, soldier, pseudoworker described and figured; synonymy; distribution; key. Sri Lanka.
- Maiti and Chakraborty, 1981: 83 • *Glyptotermes minutus*; comparisons.
- Roonwal and Chhotani, 1989: 306–310, figs. 168–169 • *Glyptotermes minutus*; imago, soldier, pseudoworker described and figured; synonymy; key. Sri Lanka.
- Thakur and Thakur, 1992: 236–238, fig. 8 • *Glyptotermes minutus*; synonymy; key; imago described and figured; distribution. Sri Lanka [Indonesia: Krakatau Islands identification doubtful].
- Gathorne-Hardy et al., 2000a: 262 • *Glyptotermes minutus*; checklist; biogeography; distribution. [Indonesia: Krakatau Islands doubtful].

- Ahmad and Akhtar, 2002: 8 • *Glyptotermes minutus*; catalog. Sri Lanka.
- Gathorne-Hardy, 2004: 116 • *Glyptotermes minutus*; checklist; distribution. [Indonesia: Krakatau doubtful].

 DISTRIBUTION: Oriental Region—Sri Lanka.


***Glyptotermes montanus* Kemner, 1934**

***Glyptotermes montanus* Kemner, 1934b: 39–40 (imago, soldier), fig. 3.**

TYPE DATA: Syntypes: ZMLU imagoes, soldiers (Indonesia: Java: Tjitjourouk, 1100 m), ZMLU imagos, soldiers (Indonesia: Java: Tjibodas, 1400 m), AMNH soldier, nymphs (Indonesia: Java: Tjitjourouk, 1100 m), USNM soldier, nymphs (Indonesia: Java: Tjitjourouk, 1100 m), AMNH imago, nymph (Indonesia: Java: Tjibodas, 1400 m), USNM imago (Indonesia: Java: Tjibodas, 1400 m).

TYPE LOCALITIES: Indonesia: Java: Tjitjourouk, 1100 m, Tjibodas, 1400 m.

- Light, 1937b: 16, 20–21 • *Glyptotermes montanus*; soldier described; distribution. Indonesia: Java.
- Kirby, 1942b: 185, 204 • *Glyptotermes montanus*; protozoa.
- Kirby, 1942a: 116 • *Glyptotermes montanus*; protozoa.
- Kirby, 1944: 196 • *Glyptotermes montanus*; protozoa.
- Snyder, 1949a: 49 • *Glyptotermes montanus*; catalog. Indonesia: Java.
- Ahmad, 1958: 47, 51 • *Glyptotermes montanus*; key.
- Kalshoven, 1960a: 36 • *Glyptotermes montanus*; biology. Indonesia: Java.
- Krishna, 1961: 347, 393, 394, 396, 398 • *Glyptotermes montanus*; listed; protozoa.
- Krishna and Emerson, 1962: 17, 19 • *Glyptotermes montanus*; comparisons.
- Mathur and Thapa, 1962a: 11 • *Glyptotermes montanus*; collection catalog. Indonesia.
- Akhtar, 1975: 23 • *Glyptotermes montanus*; comparisons.
- Chhotani, 1975b: 118 • *Glyptotermes montanus*; distribution. Indonesia.
- Tho, 1992: 204 • *Glyptotermes montanus*; listed.
- Ahmad and Akhtar, 2002: 8 • *Glyptotermes montanus*; catalog. Indonesia: Java.
- Gathorne-Hardy, 2004: 116 • *Glyptotermes montanus*; checklist; distribution. Indonesia: West Java.

 DISTRIBUTION: Oriental Region—Indonesia: Java.

***Glyptotermes nadaensis* Li, 1987**

***Glyptotermes nadaensis* Li, 1987: 231–232, 237 (soldier), fig. 1.**

TYPE DATA: Holotype: GIEC soldier. Paratypes: GIEC soldiers.

TYPE LOCALITY: China: Guangdong: Nada.

- Huang et al., 1989: 142, fig. 62 • *Glyptotermes nadaensis*; soldier described and figured; key. China: Guangdong.
- Gao et al., 1992a: 36 • *Glyptotermes nadaensis*; checklist; distribution. China: Guangdong.
- Hua, 2000: 23 • *Glyptotermes nadaensis*; listed. China: Hainan.
- Huang et al., 2000: 224–225, fig. 83 • *Glyptotermes nadaensis*; soldier described and figured; key. China.
- Ahmad and Akhtar, 2002: 8 • *Glyptotermes nadaensis*; catalog. China.

 DISTRIBUTION: Oriental Region—China: Guangdong.

Glyptotermes nakajimai Morimoto, 1973***Glyptotermes nakajimai*** Morimoto, 1973b: 470–474 (imago, soldier), figs. 1–3.

TYPE DATA: Holotype: KUEL soldier. Paratypes: KUEL imagoes, soldiers, KUEL imagoes, soldiers [several series from non-type localities].

TYPE LOCALITY: Japan: Kochi Prefecture: Cape Ashizuri.

- Morimoto, 1974: 22, 23 • *Glyptotermes Nakajimai*; synonymy; key; soldier figured. Japan.
- Takematsu, 1994b: 43, 45 • *Glyptotermes nakajimai*; distribution. Japan.
- Takematsu and Yamaoka, 1997: 11–12, figs. 10–13 • *Glyptotermes nakajimai*; synonymy; key; imago, soldier described and figured; cuticular hydrocarbons; biology; distribution. Japan: Fukui Prefecture, Kii Peninsula, Kochi Prefecture, Ohita Prefecture, Miyazaki Prefecture, Kagoshima Prefecture, Amami-Oshima Islands, Ogasawara Islands [Bonin Islands].
- Takematsu, 1999c: 34, 36, fig. 2.4 • *Glyptotermes nakajimai*; gut described and figured [figure caption number different from text].
- Yasuda et al., 2000: 144–146, fig. 7 • *Glyptotermes nakajimai*; soldier described and figured; distribution. Japan: Ryukyu Islands.

Glyptotermes kodamai Mori, 1976: 54 (soldier), figs. 1–4.

TYPE DATA: Syntypes (depository unknown): soldiers [confirmation needed of existence of holotype or syntypes and their depository].

TYPE LOCALITY: Japan: Kyushu: Miyazaki Prefecture: Kushima City.

- Takematsu, 1994b: 43] *Glyptotermes kodamai*; distribution. Japan.
- Takematsu and Yamaoka, 1997: 11 • *Glyptotermes kodami*; synonymized with *nakajimai*.

Glyptotermes kushimensis Mori, 1978: 34–35 (soldier), figs. 1–3.

TYPE DATA: Syntypes (depository unknown): soldiers [confirmation needed of existence of holotype or syntypes and their depository].

TYPE LOCALITY: Japan: Honshu: Wakayama Prefecture: Kushimoto.

- Takematsu, 1994b: 43 • *Glyptotermes kushimensis*; distribution. Japan.
- Takematsu and Yamaoka, 1997: 11 • *Glyptotermes kushimensis*; synonymized with *nakajimai*.

  DISTRIBUTION: Oriental Region—Bonin Islands [Ogasawara Islands]. ♦ Palaeartic Region—Japan: Kochi, Honshu, Kyushu.

Glyptotermes neoborneensis Thapa, 1982***Glyptotermes neoborneensis*** Thapa, 1982: 46–48 (soldier, worker), pl. 14.

TYPE DATA: Holotype: FRI soldier. Paratypes: FRI soldiers, workers.

TYPE LOCALITY: Malaysia: Sabah: Keningau District: Tambunan.

- Gathorne-Hardy, 2004: 116 • *Glyptotermes neoborneensis*; checklist; distribution. Malaysia: Sabah [1981: incorrect date].

 DISTRIBUTION: Oriental Region—Malaysia: Sabah.

Glyptotermes nevermani (Snyder, 1926)***Kalotermes (Glyptotermes) nevermani*** Snyder, 1926a: 26 (soldier).

TYPE DATA: Syntypes: USNM soldiers, nymphs, AMNH soldier, nymphs.

TYPE LOCALITY: Costa Rica: west slope of Irazú volcano.

- Snyder, 1934b: 97 • *Kalotermes (Glyptotermes) nevermani*; locality. Costa Rica.
- Snyder, 1949a: 49 • *Glyptotermes nevermani*; catalog; new combination. Costa Rica.
- Krishna, 1961: 347 • *Glyptotermes nevermani*; listed.
- Araujo, 1977c: 16 • *Glyptotermes nevermani*; catalog. Costa Rica.
- Constantino, 1998b: 146 • *Glyptotermes nevermani*; catalog. Costa Rica.


 DISTRIBUTION: Neotropical Region—Costa Rica.

Glyptotermes nicobarensis Maiti and Chakraborty, 1981***Glyptotermes nicobarensis*** Maiti and Chakraborty, 1981: 78–83 (imago, soldier, pseudoworker), figs. 3–5.

TYPE DATA: Holotype: ZSI No. 2531/H11 soldier. Paratypes: ZSI Nos. 2532/H11, 2533/H11 imagoes (morphotypes), soldier, pseudoworkers, FRI imago, AMNH imago [never received], ZSI imagoes, soldiers [not from type locality].

TYPE LOCALITY: India: Nicobar Islands: Great Nicobar Island: Campbell Bay, Laksman Beach.

- Roonwal and Chhotani, 1989: 310–313, figs. 170, 171 • *Glyptotermes nicobarensis*; imago, soldier, pseudoworker described and figured; synonymy; key. India: Andaman and Nicobar Islands.
- Mitra and Maiti, 1992: 502 • *Glyptotermes nicobarensis*; checklist; biogeography. India: Nicobar Islands.
- Maiti and Chakraborty, 1994: 7, 31–32 • *Glyptotermes nicobarensis*; key; synonymy; imago, soldier measurements; distribution. India: Andaman and Nicobar Islands.
- Ahmad and Akhtar, 2002: 8 • *Glyptotermes nicobarensis*; catalog. India: Great Nicobar Island.

 DISTRIBUTION: Oriental Region—India: Andaman and Nicobar Islands.

Glyptotermes niger Kemner, 1934***Glyptotermes niger*** Kemner, 1934b: 43–44 (imago, soldier).

TYPE DATA: Syntypes: ZMLU imagoes, soldiers, AMNH imago, soldier, nymphs, USNM imago (ex AMNH).

TYPE LOCALITY: Indonesia: Java: south coast, near Wijnkoopsbaai, Tjisolok.

- Snyder, 1949a: 50 • *Glyptotermes niger*; catalog. Java.
- Ahmad, 1958: 48, 53 • *Glyptotermes niger*; key.
- Kalshoven, 1960a: 36 • *Glyptotermes niger*; biology. Indonesia: Java.
- Krishna, 1961: 348, 393 • *Glyptotermes niger*; listed; protozoa.
- Krishna and Emerson, 1962: 17, 19 • *Glyptotermes niger*; cited.
- Mathur and Thapa, 1962a: 11 • *Glyptotermes niger*; collection catalog. Indonesia.
- Akhtar, 1975: 17, 21 • *Glyptotermes niger*; comparisons.
- Chhotani, 1975b: 118 • *Glyptotermes niger*; distribution. Indonesia.
- Tho, 1992: 204 • *Glyptotermes niger*; listed.
- Ahmad and Akhtar, 2002: 8 • *Glyptotermes niger*; catalog. Indonesia: Java.
- Gathorne-Hardy, 2004: 116 • *Glyptotermes niger*; checklist; distribution. Indonesia: West Java.

 DISTRIBUTION: Oriental Region—Indonesia: Java.

Glyptotermes nissanensis Krishna and Emerson, 1962***Glyptotermes nissanensis*** Krishna and Emerson, 1962: 8–10 (soldier), fig. 4.

TYPE DATA: Holotype: AMNH soldier. Paratypes: AMNH nymphs.

TYPE LOCALITY: Papua New Guinea: Green Islands: Nissan Island [04°30'S, 154°20'E].

🌐 DISTRIBUTION: Papuan Region—Papua New Guinea.

Glyptotermes orthognathus Ping and Chen, 1985***Glyptotermes orthognathus*** Ping et al., 1985b: 303–304, 311 (soldier), fig. 1.

TYPE DATA: Holotype: GIEC I. No. E 7214 soldier. Paratypes: GIEC soldiers, nymphs.

TYPE LOCALITY: China: Sichuan Province: Da Xian County [31°N, 107°E].

- Huang et al., 1989: 150, fig. 70 • *Glyptotermes orthognathus*; soldier described and figured; key. China: Sichuan.
- Gao et al., 1992a: 36 • *Glyptotermes orthognathus*; checklist; distribution. China: Sichuan.
- Hua, 2000: 23 • *Glyptotermes orthognathus*; listed. China: Sichuan.
- Huang et al., 2000: 225–226, fig. 84 • *Glyptotermes orthognathus*; soldier described and figured; key. China.
- Ahmad and Akhtar, 2002: 8 • *Glyptotermes orthognathus*; catalog. China.

🌐 DISTRIBUTION: Oriental Region—China: Sichuan.

Glyptotermes palauensis Krishna and Emerson, 1962***Glyptotermes palauensis*** Krishna and Emerson, 1962: 11–14 (imago, soldier), figs. 5–6.

TYPE DATA: Holotype: USNM soldier. Paratypes: USNM imago, nymph, AMNH imagoes, soldiers, nymphs, AMNH imagoes, soldiers, nymphs [several series from non-type localities].

TYPE LOCALITY: Palau: Koror Island [07°20'N, 134°30'E].

🌐 DISTRIBUTION: Papuan Region—Federated States of Micronesia: Caroline Islands; Palau.

†***Glyptotermes paleoliberatus*** Engel and Krishna, 2007†***Glyptotermes paleoliberatus*** Engel and Krishna, 2007d: 266 (imago), figs. 3–4, table 1.

TYPE DATA: Holotype: AMNH DR-14-647 imago. Paratypes: AMNH DR-8-335, DR-10-1545, 1516, 1251, DR-14-647, PB-2 imagoes.

TYPE LOCALITY: Dominican Republic, specific locality unknown.

- Engel et al., 2009: 23, 25, 26, figs. 3, 4 • *Glyptotermes paleoliberatus*; character-state coding; phylogeny; geological time.

🌐 DISTRIBUTION: Neotropical Region—Dominican Republic.


✳️ FOSSIL RECORD: Cenozoic–Neogene: Miocene: Burdigalian.

Glyptotermes panaitanensis Thakur, 1989***Glyptotermes panaitanensis*** Thakur, 1989a: 12–17 (imago, soldier, pseudoworker), figs. 7–15.

TYPE DATA: Holotype: FRI soldier. Paratypes: FRI imagoes, pseudoworkers.

TYPE LOCALITY: Indonesia: Panaitan Island.

- Thakur and Thakur, 1992: 238–245, figs. 9–11 • *Glyptotermes panaitanensis*; key; imago, soldier, pseudoworker described and figured; distribution. Indonesia: Panaitan Island.
- Gathorne-Hardy, 2004: 116 • *Glyptotermes panaitanensis*; checklist; distribution. Indonesia: Panaitan Island [1992: incorrect authors and date].

 DISTRIBUTION: Oriental Region—Indonesia: Java.

Glyptotermes paracaudomunitus Thapa, 1982***Glyptotermes paracaudomunitus*** Thapa, 1982: 48–52 (imago, soldier, worker), pls. 15–16.

TYPE DATA: Holotype: FRI soldier. Paratypes: FRI imagoes, soldiers, workers, FRI soldiers, workers [not type locality].

TYPE LOCALITY: Malaysia: Sabah: Sandakan South District: Sepilok Forest Reserve.

- Roonwal and Verma, 1983: 30, figs. 2A, B • *Glyptotermes paracaudomunitus*; wings described; wing microsculpturing.
- Eggleton et al., 1998a: 119–128 • *Glyptotermes paracaudomunitus*; checklist; feeding; nest; ecology. Malaysia: Sabah.
- Eggleton et al., 1999b: 1795, table 1 • *Glyptotermes paracaudomunitus*; checklist; ecology; feeding and nesting groups; distribution. Malaysia: Sabah.
- Gathorne-Hardy, 2004: 116 • *Glyptotermes paracaudomunitus*; checklist; distribution. Malaysia: Sabah [1981 incorrect date].


 DISTRIBUTION: Oriental Region—Malaysia: Sabah.

Glyptotermes paratuberculatus Thapa, 1982***Glyptotermes paratuberculatus*** Thapa, 1982: 52–58 (imago, soldier, worker), pls. 17–18.

TYPE DATA: Holotype: FRI soldier. Paratypes: FRI imago, soldiers, workers.

TYPE LOCALITY: Malaysia: Sabah: Lamag District: Pin.

- Gathorne-Hardy et al., 2001: 391 • *Glyptotermes paratuberculatus*; checklist; ecology; distribution. Indonesia: Sumatra.
- Gathorne-Hardy, 2004: 116 • *Glyptotermes paratuberculatus*; checklist; distribution. Malaysia: Sabah; Indonesia: Sumatra [1981 incorrect date].

 DISTRIBUTION: Oriental Region—Malaysia: Sabah.

Glyptotermes parki Krishna and Emerson, 1962***Glyptotermes parki*** Krishna and Emerson, 1962: 32–36 (imago, soldier), figs. 17, 18.

TYPE DATA: Holotype: AMNH soldier. Paratypes: AMNH imagoes, soldiers, nymphs, NCIP soldier, AMNH imagoes, soldiers, nymphs [not type locality], AMNH soldiers, nymphs [not type locality], NCIP soldier [not type locality].

TYPE LOCALITY: Rwanda: Kakitumba (Kakatumba) [01°04'S, 30°26'E].

- Kirby, 1942b: 183 • *Glyptotermes* n. sp.; protozoa.
- Kirby, 1942a: 116 • *Glyptotermes* n. sp.; protozoa.
- Kirby, 1944: 196 • *Glyptotermes* n. sp.; protozoa.
- Kirby, 1945: 257 • *Glyptotermes* n. sp.; protozoa.
- Krishna, 1961: 378, 395, 396, 398 • *Glyptotermes* n. sp.; protozoa.
- Bouillon and Mathot, 1965: 38 • *Glyptotermes parki*; catalog. Congo-Zaire; Rwanda.
- Bouillon and Mathot, 1971: table: no. 27 • *Glyptotermes parki*; measurements.
- Ruelle, 1975b: 3 • *Glyptotermes parki*; types listed.
- Wanyonyi et al., 1984: 2 • *Glyptotermes parki*; checklist; distribution. Uganda.

🌐 DISTRIBUTION: Ethiopian Region—Congo-Zaire; Rwanda; Uganda.

Glyptotermes parvoculatus Krishna and Emerson, 1962

Glyptotermes parvoculatus Krishna and Emerson, 1962: 45–48 (imago, soldier), figs. 25–26.

TYPE DATA: Holotype: AMNH soldier. Paratypes: AMNH imagoes, soldiers, nymphs, AMNH imagoes, soldiers, nymphs [not type locality], AMNH soldier, nymphs [not type locality].

TYPE LOCALITY: Trinidad: Northern Range, 1800 ft [10°45'S, 61°30'W].

- Araujo, 1977c: 16, 17 • *Glyptotermes parvoculatus*; catalog. Trinidad.
- Scheffrahn et al., 1994: 224, 230 • *Glyptotermes parvoculatus*; distribution. Trinidad.
- Constantino, 1998b: 146 • *Glyptotermes parvoculatus*; catalog. Trinidad.
- Scheffrahn et al., 2003b: 33–38 • *Cryptotermes parvoculatus*; distribution. Trinidad.

🌐 DISTRIBUTION: Neotropical Region—Trinidad.

Glyptotermes parvulus (Sjöstedt, 1907)

Calotermes parvulus Sjöstedt, 1907b: 234–236 (queen, soldier).

TYPE DATA: Syntypes: NHRM queen, soldiers, workers, AMNH soldier, nymph.

TYPE LOCALITY: Congo-Zaire: Mukumbungu [05.07°S, 14.04°E]

- Holmgren, 1911a: 56 • *Calotermes* (*Glyptotermes*) *parvulus*; listed.
- Silvestri, 1914a: 8 • *Glyptotermes parvulus*; soldier characters; locality; new combination. Ghana.
- Hegh, 1922: 346, 603, 604, 622, 627, 682 • *Calotermes* (*Glyptotermes*) *parvulus*; biology; reference list; distribution.
- Sjöstedt, 1926d: 42, 43, fig. 11, pl. 1: figs. M1, M2 • *Glyptotermes parvulus*; soldier figured; reference list; key; biology; locality. Congo-Zaire.
- Sjöstedt, 1926a: 4 • *Glyptotermes parvulus*; locality. Ghana.
- Bonneville, 1936: 70 • *Glyptotermes parvulus*; histology; tissues: adipose.
- Grassé, 1937a: 14–16, figs. 9–11 • *Glyptotermes parvulus*; achrestogonime imago, soldier, nymph described and figured; biology; distribution. Ivory Coast.
- Kirby, 1942a: 116 • *Glyptotermes parvulus*; protozoa.
- Kirby, 1942b: 182, 198 • *Glyptotermes parvulus*; protozoa.
- Kirby, 1944: 196 • *Glyptotermes parvulus*; protozoa.
- Kirby, 1945: 248, 256, 298 • *Glyptotermes parvulus*; protozoa.
- Snyder, 1949a: 50 • *Glyptotermes parvulus*; catalog; reference list. Congo-Zaire; Ghana; Ivory Coast; Uganda.
- Grassé, 1949: fig. 106A • *Glyptotermes parvulus*; soldier figured.
- Krishna, 1961: 348, 393, 395, 396, 398 • *Glyptotermes parvulus*; listed; protozoa.
- Webb, 1961: fig. 6 • *Glyptotermes parvulus*; soldier figured.
- Krishna and Emerson, 1962: 28, 38 • *Glyptotermes parvulus*; comparisons.

- Deligne, 1965: 179–186, fig. 2 • *Glyptotermes parvulus*; soldier mandibles; functional morphology; defense.
- Bouillon and Mathot, 1971: table: no. 28 • *Glyptotermes parvulus*; measurements.
- Medler, 1980: 54 • *Glyptotermes parvulus*; checklist. Congo-Zaire; Ghana.
- Wanyonyi et al., 1984: 2 • *Glyptotermes parvulus*; checklist; distribution. Uganda.
- Noiroto, 1995b: 197–226 • *Glyptotermes parvulus*; gut morphology.

🌐 DISTRIBUTION: Ethiopian Region—Congo-Zaire; Ghana; Ivory Coast (Côte d’Ivoire); Uganda.

Glyptotermes parvus Fan and Xia, 1980

Glyptotermes parvus Fan and Xia, 1980: 167–169, 171 (imago, soldier), figs. 4, 5.

TYPE DATA: Holotype: SIES [no indication whether soldier or imago is the holotype].

TYPE LOCALITY: China: Yunnan: Menghai.

- Gao et al., 1984a: 54, 55, 59 • *Glyptotermes parvus*; key.
- Gao and Lam, 1986: 81 • *Glyptotermes parvus*; checklist; distribution. China.
- Huang et al., 1989: 150–152, figs. 71, 72 • *Glyptotermes parvus*; imago, soldier described and figured; key. China: Yunnan.
- Gao et al., 1992a: 36 • *Glyptotermes parvus*; checklist; distribution. China: Yunnan.
- Hua, 2000: 23 • *Glyptotermes parvus*; listed. China: Fujian, Yunnan.
- Huang et al., 2000: 226–228, figs. 85, 86 • *Glyptotermes parvus*; imago, soldier described and figured; key. China.
- Ahmad and Akhtar, 2002: 8 • *Glyptotermes parvus*; catalog. China.

🌐 DISTRIBUTION: Oriental Region—China: Yunnan.

Glyptotermes pellucidus (Emerson, 1925)

Kalotermes (Glyptotermes) pellucidus Emerson, 1925: 331–332 (imago), fig. 31.

TYPE DATA: Holotype: AMNH winged imago. Paratypes: AMNH imago.

TYPE LOCALITY: Guyana [British Guiana]: Kartabo.

- Snyder, 1949a: 50 • *Glyptotermes pellucidus*; catalog; new combination. Guyana.
- Snyder, 1959a: 317, 319 • *Glyptotermes pellucidus*; key; distribution. Venezuela.
- Krishna, 1961: 348 • *Glyptotermes pellucidus*; listed.
- Krishna and Emerson, 1962: 41, 53 • *Glyptotermes pellucidus*; comparisons.
- Araujo, 1977c: 17 • *Glyptotermes pellucidus*; catalog. Guyana; Venezuela.
- Constantino, 1998b: 146 • *Glyptotermes pellucidus*; catalog. Guyana; Venezuela.
- Issa, 2000: 380 • *Glyptotermes pellucidus*; checklist; distribution. Venezuela.
- Constantino, 2002c: 356, table 1 • *Glyptotermes pellucidus*; checklist; damage; distribution. ?Brazil; Guyana; Venezuela.

🌐 DISTRIBUTION: Neotropical Region—?Brazil; Guyana; Venezuela.

Glyptotermes perparvus (Emerson, 1925)

Kalotermes (Glyptotermes) perparvus Emerson, 1925: 332–334 (imago, soldier), fig. 32 (imago, soldier).

TYPE DATA: Holotype: AMNH imago. Paratypes: AMNH imagoes, soldiers, nymphs, NHMM imago, FRI imagoes, soldier, pseudoworker.

TYPE LOCALITY: Guyana [British Guiana]: Kartabo.

- Snyder, 1949a: 50 • *Glyptotermes perparvus*; catalog. Guyana.
- Kirby, 1949b: 368, 371, 372 • *Glyptotermes perparvus*; protozoa; new combination.
- Krishna, 1961: 348, 391, 392, 393, 398 • *Glyptotermes perparvus*; listed; protozoa.
- Krishna and Emerson, 1962: 42, 56, 58 • *Glyptotermes perparvus*; comparisons.
- Mathur and Thapa, 1962a: 11 • *Glyptotermes perparvus*; collection catalog. Guyana.
- Van Boven, 1969a: 38 • *Glyptotermes perparvus*; types listed.
- Araujo, 1977c: 17 • *Glyptotermes perparvus*; catalog. Guyana.
- Constantino and Canello, 1993: 402 • *Glyptotermes perparvus*; distribution. Brazil: Amazonia.
- Constantino, 1998b: 147 • *Glyptotermes perparvus*; catalog. Brazil; Guyana.
- Fontes, 1998: 325 • *Glyptotermes perparvus*; catalog; distribution. Brazil; Guyana.
- Constantino, 1999a: figs. 15, 16 • *Glyptotermes perparvus*; soldier figured.
- Constantino, 2002a: figs. 29–30 • *Glyptotermes perparvus*; soldier figured.

🌐 DISTRIBUTION: Neotropical Region—Guyana.

Glyptotermes pinangae (Haviland, 1898)

Calotermes pinangae Haviland, 1898: 374–375 (imago, soldier, worker).

TYPE DATA: Syntypes: CUMZ No. 235 imagoes, soldiers, workers, AMNH soldier, nymph, FRI pseudoworker.

TYPE LOCALITY: Malaysia: Borneo: Sarawak.

- Desneux, 1904b: 24 • *Calotermes pinangae*; reference list. Malaysia: Borneo.
- Holmgren, 1911a: 56, pl. 4: figs. 17, 18 • *Calotermes (Lobitermes) pinangae*; listed; soldier figured.
- Holmgren, 1913c: 59, fig. 13, pl. 1: fig. 18 • *Calotermes (Lobitermes) pinangae*; imago, soldier, worker described; soldier figured; key; distribution. Malaysia: Borneo.
- Bugnion, 1913d: 167 • *Calotermes (Lobitermes) pinangae*; antennal articles. Malaysia: Sarawak.
- Snyder, 1949a: 50 • *Glyptotermes pinangae*; catalog; reference list; new combination. Malaysia: Sarawak.
- Ahmad, 1958: 49, 50, 194 • *Glyptotermes pinangae*; key.
- Krishna, 1961: 348 • *Glyptotermes pinangae*; listed.
- Mathur and Thapa, 1962a: 11 • *Glyptotermes pinangae*; collection catalog. Malaysia: Sarawak.
- Ahmad, 1965: 10, 12–14, 109, figs. 6, 7 • *Glyptotermes pinangae*; imago, soldier described and figured; key; reference list. Thailand.
- Harris, 1966a: 12 • *Glyptotermes pinangae*; Haviland's types and type localities listed.
- Morimoto, 1973a: 77 • *Glyptotermes pinangae*; listed.
- Chhotani, 1975b: 118 • *Glyptotermes pinangae*; distribution. Malaysia.
- Thapa, 1982: 60–65, pls. 20–21 • *Glyptotermes pinangae*; imago, soldier described and figured; synonymy; key. Malaysia; Thailand.
- Roonwal and Verma, 1983: 31, figs. 2C, D • *Glyptotermes pinangae*; wings described; wing microsculpturing.
- Tho, 1992: 48, 197, 204, fig. 12A • *Glyptotermes pinangae*; soldier figured; new record. Malaysia.
- Ahmad and Akhtar, 2002: 8 • *Glyptotermes pinangae*; catalog. Malaysia: Mainland, Sabah, Sarawak; Thailand.
- Gathorne-Hardy, 2004: 116 • *Glyptotermes pinangae*; checklist; distribution. Malaysia: Mainland, Sabah, Sarawak.
- Sorannuwat et al., 2004: 361 • *Glyptotermes pinangae*; checklist; distribution. Thailand.

🌐 DISTRIBUTION: Oriental Region—Malaysia: Mainland, Sabah, Sarawak; Thailand.

Glyptotermes planus (Snyder, 1925)

Kalotermes (Glyptotermes) planus Snyder, 1925e: 158–159 (imago, soldier).

TYPE DATA: Holotype: USNM No. 27736 soldier. Paratypes: USNM imagoes, soldiers, nymphs, AMNH imago, soldier, nymph.

TYPE LOCALITY: Costa Rica: Colombiana.

- Snyder, 1934b: 97 • *Kalotermes (Glyptotermes) planus*; locality. Costa Rica.
- Snyder, 1949a: 50 • *Glyptotermes planus*; catalog; new combination. Costa Rica.
- Krishna, 1961: 348 • *Glyptotermes planus*; listed.
- Araujo, 1977c: 17 • *Glyptotermes planus*; catalog. Costa Rica.
- Constantino, 1998b: 147 • *Glyptotermes planus*; catalog. Costa Rica.
- Soares and Costa-Leonardo, 2002: 1–6 • *Glyptotermes planus*; leg exocrine gland; morphology.

🌐 DISTRIBUTION: Neotropical Region—Costa Rica.

Glyptotermes posticus (Hagen, 1858)

Calotermes posticus Hagen, 1858c: 67–68, 243 (imago).

TYPE DATA: Syntypes: ZMB No. 2745 imago [destroyed, fide Emerson], MCZ No. 194 imago [pinned, wings lost].

TYPE LOCALITY: US Virgin Islands: St. Thomas.

- Hagen, 1858b: 10 • *Calotermes posticus*; imago described, measured; synonymy; distribution. US Virgin Islands: St. Thomas.
- Hagen, 1861b: 2 • *Calotermes posticus*; imago described; synonymy; distribution. St. Thomas.
- Desneux, 1904b: 24 • *Calotermes posticus*; reference list. Antilles.
- Holmgren, 1906: 667 • *Calotermes posticus*; distribution. West Indies.
- Holmgren, 1911a: 55 • ?*Calotermes (Cryptotermes) posticus*; listed. “America.”
- Banks, 1919: 477 • *Kalotermes posticus* [imago only]; locality; suggestion that soldier described may not be *posticus*. Cuba; Haiti; St. Thomas.
- Snyder, 1929: 81, 83 • *Kalotermes posticus*; remarks; *Kalotermes liberatus* [misidentification]; key [imago = *posticus*].
- Snyder, 1949a: 51 • *Glyptotermes posticus*; catalog; reference list; new combination. West Indies.
- Snyder, 1956b: 190, 192, 193, 195 • *Glyptotermes posticus*; distribution. Cuba; Jamaica; St. Thomas.
- Krishna, 1961: 348 • *Glyptotermes posticus*; listed.
- Araujo, 1977c: 17 • *Glyptotermes posticus*; catalog. Antilles: Cuba; ?Haiti; Jamaica; St. Thomas.
- Clarke, 1994: 14 • *Glyptotermes posticus*; checklist; distribution. Jamaica.
- Scheffrahn et al., 1994: 235 • *Glyptotermes posticus*; remarks; considered as synonym of *liberatus*.
- Constantino, 1998b: 147 • *Glyptotermes posticus*; catalog. Antilles: St. Thomas.
- Scheffrahn et al., 2003a: 190 • *Glyptotermes posticus*; remarks; relegated to nomen dubium.

🌐 DISTRIBUTION: Neotropical Region—Cuba; Haiti; Jamaica; US Virgin Islands.

Glyptotermes pubescens Snyder, 1924

Glyptotermes pubescens Snyder, 1924i: 10–11 (imago, soldier), pl. 1: figs.1–5, pl. 2: fig. 10.

TYPE DATA: Holotype: SUM No. 25415 dealated imago. Paratypes: USNM imagoes, soldiers, nymphs, AMNH soldier, nymph.

TYPE LOCALITY: Puerto Rico: Aibonito.

- Wolcott, 1941: 42 • *Kaloterme*s (*Glyptoterme*s) *pubescens*; distribution; new combination. Puerto Rico.
- Martorell, 1945: 169, 328, 358–360 • *Kaloterme*s (*Glyptoterme*s) *pubescens*; Snyder's description of soldier repeated; distribution. Puerto Rico.
- Snyder, 1949a: 51 • *Glyptoterme*s *pubescens*; catalog. Puerto Rico.
- Wolcott, 1950: 67 • *Kaloterme*s (*Glyptoterme*s) *pubescens*; biology; distribution. Puerto Rico.
- Snyder, 1956b: 190, 194, 197, 199 • *Glyptoterme*s *pubescens*; key; distribution. Puerto Rico.
- Krishna, 1961: 348 • *Glyptoterme*s *pubescens*; listed.
- Harris, 1961a: 113 • *Glyptoterme*s *pubescens*; damage.
- Araujo, 1970d: 541 • *Glyptoterme*s *pubescens*; biology; distribution.
- Araujo, 1977c: 17 • *Glyptoterme*s *pubescens*; catalog. Puerto Rico.
- Constantino, 1998b: 147 • *Glyptoterme*s *pubescens*; catalog. Puerto Rico.
- Scheffrahn et al., 2003a: 185, 187, 190, figs. 12, 25 • *Glyptoterme*s *pubescens*; soldier, imago wing figured; keys to soldier and imago; distribution. Puerto Rico.

🌐 DISTRIBUTION: Neotropical Region—Puerto Rico.

†*Glyptoterme*s *pusillus* (Heer, 1849)

†*Termes* (*Eutermes*) *pusillus* Heer, 1849b: 35–36 (imago), pl. 3: fig. 7.

TYPE DATA: Holotype: NHMW No. 1847/IX/9 imago.

TYPE LOCALITY: “Bernstein.”

- Giebel, 1852: 638 • *Termes pusillus*; listed; locality. Baltic amber.
- Hagen, 1854: 223 • *Termes pusillus*; discussion.
- Pictet, 1854: 370 • *Termes pusillus*; listed.
- Hagen, 1855: 306, 310 • *Termes pusillus*; discussion.
- Giebel, 1856: 295, 419 • *Termes* (*Eutermes*) *pusillus*; imago described; paleontology.
- Pictet-Baraban and Hagen, 1856: 48 • *Termes pusillus*; discussion.
- Hagen, 1858c: 65–67 • *Caloterme*s *pusillus*; imago described; synonymy; distribution; new combination. Copal.
- Hagen, 1858b: 9–10 • *Caloterme*s *pusillus*; imago described, measured; synonymy; distribution.
- Hagen, 1862a: 59 • *Termes pusillus*; discussion.
- Girard, 1879: 269 • *Termes pusillus*; discussion.
- Handlirsch, 1907: 697, 699, 1098 • “*Eutermes*” *pusillus*; also as *Termes* (*Eutermes*) *pusillus*; listed; synonymy.
- Rosen, 1913a: 333 • *Caloterme*s (*Glyptoterme*s) *pusillus*; listed; locality as Goldcoast, East Africa, Tanzania “Zanzibar” copal.
- Pongrácz, 1917: 31 • *Termes pusillus*; discussion.
- Snyder, 1925d: chart 1 • *Kaloterme*s (*Glyptoterme*s) *pusillus*; listed.
- Pongrácz, 1926: 28, pl. 5 • *Eutermes pusillus*; discussion; phylogeny; new combination.
- Pongrácz, 1928: 112 • *Termes pusillus*; discussion.
- Snyder, 1949a: 359, 360 • *Glyptoterme*s *pusillus*; catalog; reference list; synonymy; new combination. Baltic amber: Oligocene [now recognized as Eocene].
- Weidner, 1955b: 68 • *Glyptoterme*s *pusillus*; discussion.
- Krishna, 1961: 348 • *Glyptoterme*s *pusillus*; listed.
- Ponomarenko and Schultz, 1988: 34 • *Caloterme*s *pusillus* [incorrectly cited as nomen nudum and holotype]. [Rosen's non-type specimen of copal from Ghana (Gold Coast) error for Tanzanian copal].
- Spahr, 1992: 35 • *Glyptoterme*s *pusillus*; synonymy. Copal fossil.
- Nel and Paicheler, 1993: 122 • *Glyptoterme*s *pusillus*; type data; paleontology; distribution.

†*Termes (Eutermes) diaphanus* Giebel, 1856: 296 (imago), 419.

TYPE DATA: Holotype: ZIUL imago [type depository unverified].

TYPE LOCALITY: Unknown.

- Handlirsch, 1907: 697, 699, 1098 • “*Calotermes*” *diaphanus*; listed; synonymy.
- Pongrácz, 1926: 28, pl. 5 • *Calotermes diaphanus*; discussion; phylogeny.
- Snyder, 1949a: 360 • *Termes diaphanus*; synonymized with *pusillus*.

†*Termes (Eutermes) punctatus* Giebel, 1856: 296 (imago), 419.

TYPE DATA: Holotype: ZIUL imago [type depository unverified].

TYPE LOCALITY: Unknown.

- Handlirsch, 1907: 697, 699, 1098 • “*Eutermes*” *punctatus*; listed; synonymy.
- Pongrácz, 1926: 28, pl. 5 • *Eutermes punctatus*; discussion, phylogeny.
- Snyder, 1949a: 360 • *Termes punctatus*; synonymized with *pusillus*.

🌐 DISTRIBUTION: Ethiopian Region—Tanzania.

✳️ FOSSIL RECORD: Cenozoic–Quaternary: Pleistocene.

***Glyptotermes reticulatus* Wilkinson, 1954**

***Glyptotermes reticulatus* Wilkinson, 1954: 80–82 (imago, soldier), fig. 3.**

TYPE DATA: Holotype: BMNH alate ♀. Paratypes: BMNH alate ♂, soldier, AMNH imago, nymph.

TYPE LOCALITY: Tanzania (as Zanzibar): Jozani Forest.

- Krishna, 1961: 348 • *Glyptotermes reticulatus*; listed.
- Krishna and Emerson, 1962: 33, 37, 39 • *Glyptotermes reticulatus*; comparisons.
- Bouillon and Mathot, 1965: 38 • *Glyptotermes reticulatus*; catalog. Tanzania.
- Bouillon and Mathot, 1971: table: no. 29 • *Glyptotermes reticulatus*; measurements.
- Wanyonyi et al., 1984: 2 • *Glyptotermes reticulatus*; checklist; distribution. Tanzania: Zanzibar Island.

🌐 DISTRIBUTION: Ethiopian Region—Tanzania: Zanzibar Island.

***Glyptotermes rotundifrons* Krishna and Emerson, 1962**

***Glyptotermes rotundifrons* Krishna and Emerson, 1962: 48–51 (imago, soldier), figs. 27, 28.**

TYPE DATA: Holotype: AMNH soldier. Paratypes: AMNH imagoes, soldiers, nymphs.

TYPE LOCALITY: Panama Canal Zone: Barro Colorado Island [09°10'S, 79°51'W].

- Araujo, 1977c: 117 • *Glyptotermes rotundifrons*; catalog. Panama.
- Nickle and Collins, 1992: 208, 218, fig. 13.39 • *Glyptotermes rotundifrons*; soldier figured; key; distribution. Panama.
- Constantino, 1998b: 147 • *Glyptotermes rotundifrons*; catalog. Panama.
- Fontes, 1998: 326 • *Glyptotermes rotundifrons*; catalog.

🌐 DISTRIBUTION: Neotropical Region—Panama Canal Zone.

Glyptotermes satsumensis (Matsumura, 1907)*Termes satsumensi* Matsumura, 1907: 53 (imago), fig. 43.

TYPE DATA: Syntypes (depository unknown): imagoes.

TYPE LOCALITY: Taiwan.

- Matsumura, 1904: 2, 4, fig. 9 • *Termes* sp.; listed; figured.
- Shiraki, 1909: 241 • *Calotermes* sp.; listed.
- Nawa, 1910b: 600 • *Calotermes satsumensis*; listed.
- Nawa, 1911a: 14 • *Calotermes satsumensis*; listed.
- Yano, 1911c: 404 • *Calotermes satsumensis*; characters; distribution; new combination. Taiwan.
- Yano, 1911a: 64, pl. 4: figs. 1–3 • *Calotermes satsumensis*; imago described and figured; distribution. Japan.
- Oshima, 1912: 63–64 • *Glyptotermes satsumensis*; discussion; new combination. Taiwan.
- Hozawa, 1912: 496 • *Calotermes* (*Glyptotermes*) *satsumensis*; synonymy.
- Oshima, 1913a: 273–274 • *Calotermes* (*Glyptotermes*) *satsumensis*; distribution. Japan; Taiwan.
- Yano, 1913: 111, pl. 4: figs. 7–11 • *Calotermes* (*Glyptotermes*) *satsumensis*; characters; imago, soldier, nymph figured.
- Oshima, 1914c: 1 • *Calotermes* (*Glyptotermes*) *satsumensis*; listed.
- Hozawa, 1915: 11, 33–42, figs. 6–8, pl. I, figs. 5, 6 • *Calotermes* (*Glyptotermes*) *satsumensis*; imago, soldier, worker described and figured; synonymy. Taiwan.
- Yano, 1915: 7–8, pl. 11, figs. 1–6 • *Calotermes* (*Glyptotermes*) *satsumensis*; imago, soldier, nymph described and figured; biology; distribution. Taiwan.
- Hozawa, 1932: 2009 • *Calotermes satsumensis*; imago, soldier described and figured.
- Snyder, 1949a: 51 • *Glyptotermes satsumensis*; catalog; reference list; synonymy. Taiwan.
- Tu, 1955a: 31, 36, 37 • *Glyptotermes satsumensis*; catalog; distribution. Taiwan.
- Tu, 1955b: 81, 85 • *Glyptotermes satsumensis*; catalog; distribution. Japan: Loo-Choo Archipelago [Ryukyu Islands]; Taiwan.
- Ahmad, 1958: 46, 50 • *Glyptotermes satsumensis*; key.
- Krishna, 1961: 348 • *Glyptotermes satsumensis*; listed.
- Harris, 1961a: 60 • *Glyptotermes satsumensis*; listed.
- Matsuzawa, 1963: 100–101 • *Kalotermes* (*Glyptotermes*) *satsumensis*; biology; distribution. Japan.
- Ikehara, 1963: 10, 11, fig. 2 • *Kalotermes* (*Glyptotermes*) *satsumensis*; distribution. Japan: Ryukyu Islands.
- Tsai and Chen, 1964b: 51, 52–53, fig. 12 • *Glyptotermes satsumensis*; imago, soldier described; soldier figured; key; synonymy. China.
- Tsai and Chen, 1964a: 26, 27, 32, 34 • *Glyptotermes satsumensis*; distribution.
- Ikehara, 1966: 61–62, 70–71, 81–170 • *Kalotermes satsumensis*; synonymy; biogeography; dispersal; biology; distribution. Japan: Ryukyu Islands.
- Morimoto, 1967a: 10, fig. 9 • *Glyptotermes satsumensis*; distribution map. Japan.
- Harris, 1970b: 310 • *Glyptotermes satsumensis*; distribution. China; Japan; Taiwan.
- Morimoto, 1973a: 474 • *Glyptotermes satsumensis*; remarks.
- Morimoto, 1974: 22, 23 • *Glyptotermes satsumensis*; synonymy; key; soldier figured. Japan.
- Chhotani, 1975b: 118 • *Glyptotermes satsumensis*; distribution. Taiwan.
- Ishihara, 1975a: 5 • *Glyptotermes satsumensis*; characters; soldier figured; references; distribution. Japan.
- Morimoto, 1975c: 49 • *Glyptotermes satsumensis*; listed; distribution.
- Fan and Xia, 1980: 163, 164, 170, 171 • *Glyptotermes satsumensis*; key. China.
- Gao et al., 1984a: 54, 59, 60 • *Glyptotermes satsumensis*; key. China.
- Gao and Lam, 1986: 81 • *Glyptotermes satsumensis*; checklist; distribution. China.
- Huang and Han, 1987: 47 • *Glyptotermes satsumensis*; distribution. China: Xizang [Tibet].
- Huang and Han, 1988a: 37–38 • *Glyptotermes satsumensis*; soldier described. China: Xizang [Tibet].
- Huang and Han, 1988b: 59 • *Glyptotermes satsumensis*; distribution. China: Xizang [Tibet].

- Huang et al., 1989: 134–135, fig. 53 • *Glyptotermes satsumensis*; imago, soldier described; soldier figured; key. China.
- Gao et al., 1992a: 36 • *Glyptotermes satsumensis*; checklist; distribution. China: Guangdong, Yunnan; Taiwan.
- Peng and Yin, 1992: 25, fig. 74 • *Glyptotermes satsumensis*; imago, soldier described; soldier figured. China: Yunnan.
- Tho, 1992: 204 • *Glyptotermes satsumensis*; listed.
- Chung and Chen, 1994: 197 • *Glyptotermes satsumensis*; synonymy; distribution. Taiwan.
- Lin et al., 1994b: 1 • *Glyptotermes satsumensis*; checklist; distribution. China: Guangxi.
- Takematsu, 1994b: 43, 45 • *Glyptotermes satsumensis*; distribution. Japan.
- Gu et al., 1995: 648 • *Glyptotermes satsumensis*; checklist. China: Hainan.
- Takematsu and Yamaoka, 1997: 8, 10, 12, figs. 6–9 • *Glyptotermes satsumensis*; synonymy; key; imago, soldier described and figured; cuticular hydrocarbons; biology; distribution. Japan; Taiwan.
- Hua, 2000: 23 • *Glyptotermes satsumensis*; listed. China: Guangdong, Guangxi, Hainan, Hunan, Sichuan, Yunnan, Xizang [Tibet]; Japan; Taiwan.
- Huang et al., 2000: 229–230, fig. 87 • *Glyptotermes satsumensis*; imago, soldier described; soldier figured; key. China.
- Ahmad and Akhtar, 2002: 8 • *Glyptotermes satsumensis*; catalog. Taiwan.
- Lo et al., 2004: 365–371 • *Glyptotermes satsumensis*; phylogeny; COI, COII, 16S rRNA sequences.

Calotermes (Glyptotermes) satsumaensis Holmgren, 1912d: 116–117 (imago, soldier).

TYPE DATA: Syntypes: ZIHS imagoes, soldiers, ZIHS imagoes, soldiers, AMNH imago, soldier, nymphs, USNM soldier (ex AMNH).

TYPE LOCALITY: Taiwan: Province Satsuma.



- Yano, 1910: 602 • *Calotermes satsumaensis*; distribution. Japan.
- Hozawa, 1912: 496 • *Calotermes (Glyptotermes) satsumaensis*; synonymized with *satsumensis* Matsumura [*satsumensis* Matsumura listed under *satsumaensis* Holmgren instead of reverse].
- Holmgren, 1913c: 57, fig. 12, pl. 1: fig. 11 • *Calotermes (Glyptotermes) satsumaensis*; imago, soldier described; soldier figured; key; distribution. Taiwan.
- Oshima, 1913a: 273 • *Calotermes (Glyptotermes) satsumaensis*; again synonymized with *satsumensis*.

Glyptotermes longicephalus Oshima, 1912: 64–66 (imago, soldier), fig. 4, pl. 1: fig. 2, pl. 2: figs. 6, 26.

TYPE DATA: Syntypes (depository unknown): imagoes, soldiers.

TYPE LOCALITY: Taiwan [Formosa].

- Hozawa, 1912: 496 • *Glyptotermes longicephalus*; synonymized with *satsumensis*.
- Oshima, 1913a: 273 • *Glyptotermes longicephalus*; again synonymized with *satsumensis*.

  DISTRIBUTION: Oriental Region—China: Guangdong, Guangxi, Hainan, Hunan, Sichuan, Yunnan; Japan: Ryukyu Islands; Taiwan. ♦ Palaeartic—China: Xizang [Tibet].


Glyptotermes schmidti Krishna and Emerson, 1962

Glyptotermes schmidti Krishna and Emerson, 1962: 14–16 (soldier, pseudoworker), fig. 7.

TYPE DATA: Holotype: AMNH soldier. Paratypes: AMNH nymphs.

TYPE LOCALITY: New Hebrides: Espiritu Santo Island: Hog Harbor [15°15'S, 167°00'E].

- Gross, 1975: 410 • *Glyptotermes schmidti*; checklist; distribution. New Hebrides.


 DISTRIBUTION: Papuan Region—Vanuatu [New Hebrides].

Glyptotermes scotti (Holmgren, 1910)***Calotermes (Glyptotermes) scotti*** Holmgren, 1910a: 140–142 (imago, soldier).

TYPE DATA: Syntypes: ZIHS imagoes, soldiers, AMNH imagoes, soldier, nymphs.

TYPE LOCALITY: Seychelles: Silhouette.

- Holmgren, 1911a: 56 • *Calotermes (Glyptotermes) scotti*; listed. Madagascar.
- Hegh, 1922: 346, 683 • *Calotermes (Glyptotermes) Scotti*; biology; reference list; distribution.
- Sjöstedt, 1926d: 42, 43 • *Glyptotermes Scotti*; reference list; key; biology; remarks; locality; new combination. Seychelles.
- Snyder, 1949a: 51 • *Glyptotermes scotti*; catalog; reference list. Seychelles.
- Krishna, 1961: 348 • *Glyptotermes scotti*; listed.
- Eggleton and Davies, 2003: 657, table 8.26 • *Glyptotermes scotti*; checklist; distribution. Madagascar and associated coastal Islands.

 DISTRIBUTION: Ethiopian Region—Seychelles.

Glyptotermes seeversi Krishna and Emerson, 1962***Glyptotermes seeversi*** Krishna and Emerson, 1962: 51–54 (imago, soldier), figs. 29, 30.

TYPE DATA: Holotype: AMNH soldier. Paratypes: AMNH imagoes, soldiers, nymphs.

TYPE LOCALITY: Mexico: Veracruz: Córdoba [18°55'N, 96°55'W].

- Araujo, 1977c: 17 • *Glyptotermes seeversi*; catalog. Mexico.
- Constantino, 1998b: 147 • *Glyptotermes seeversi*; catalog. Mexico.
- Méndez-Montiel and Equihua-Martínez, 2001: 173–187 • *Glyptotermes seeversi*; checklist; diversity; distribution. Mexico.


 DISTRIBUTION: Neotropical Region—Mexico: Veracruz.

Glyptotermes sensarmai Maiti, 1976***Glyptotermes sensarmai*** Maiti, 1976: 117–121 (soldier, pseudoworker), fig. 1.

TYPE DATA: Holotype: ZSI No. 574/H11 soldier. Paratypes: ZSI Nos. 575/H11, 576/H11 soldiers, pseudoworkers [morphotypes], FRI soldier, pseudoworkers, AMNH soldier, pseudoworkers [not received].

TYPE LOCALITY: India: West Bengal: Koch Bihar Distric: Coochbehar Forest Range, Antiamochar Beat, Khagribari.

- Akhtar, 1975: 17–19, 27, 190, fig. 8 • *Glyptotermes nigrifrons* [misidentification fide Roonwal and Chhotani, 1989]; soldier described and figured; key; distribution. Bangladesh.
- Maiti, 1983: 21, 38–40, fig. 7 • *Glyptotermes sensarmai*; key; synonymy; soldier described; soldier, pseudoworker figured; biology; distribution. India.
- Ahmad, 1986: 17 • *Glyptotermes nigrifrons* [misidentification fide Roonwal and Chhotani, 1989]; distribution. Bangladesh.
- Roonwal and Chhotani, 1989: 313–315, fig. 172 • *Glyptotermes sensarmai*; soldier, pseudoworker described and figured; synonymy; key. India.
- Maiti and Saha, 1993: 515 • *Glyptotermes sensarmai*; key. India.
- Ahmad and Akhtar, 2002: 8 • *Glyptotermes sensarmai*; catalog. India.

 DISTRIBUTION: Oriental Region—Bangladesh; India: West Bengal.

Glyptotermes sepilokensis* Thapa, 1982**Glyptotermes sepilokensis* Thapa, 1982: 65–69 (soldier, worker), pl. 22.**

TYPE DATA: Holotype: FRI soldier. Paratypes: FRI soldiers, workers.

TYPE LOCALITY: Malaysia: Sabah: Sandakan South District: Sepilok Forest Reserve.

- Eggleton et al., 1999b: 1795, table 1 • *Glyptotermes sepilokensis*; checklist; ecology; feeding and nesting groups; distribution. Malaysia: Sabah.
- Gathorne-Hardy et al., 2000b: 350 • *Glyptotermes sepilokensis*; checklist; ecology; distribution. Indonesia: Sulawesi.
- Gathorne-Hardy, 2004: 116 • *Glyptotermes sepilokensis*; checklist; distribution. Malaysia: Sabah [1981 incorrect date].

🌐 DISTRIBUTION: Oriental Region—Indonesia: Sulawesi; Malaysia: Sabah.

***Glyptotermes shaanxiensis* Huang and Zhang, 1986**

***Glyptotermes shaanxiensis* Huang et al., 1986b [215–219 (imago, soldier), figs. 1–10 [The paper has three authors: F.-S. Huang, Y.-J. Zhang, and Z.-D. Zhang; however, the authors of the species are cited as “Huang et Zhang,” with no mention of which Zhang is referred to].**

TYPE DATA: Holotype: NAP soldier. Paratypes: NAP soldiers, imagoes.

TYPE LOCALITY: China: Shaanxi: Baihe.

- Huang et al., 1989: 169–170, fig. 89 • *Glyptotermes shaanxiensis*; imago, soldier described and figured; key. China: Shaanxi.
- Gao et al., 1992a: 36 • *Glyptotermes shaanxiensis*; checklist; distribution. China: Shaanxi.
- Zhang, 1993: 267 • *Glyptotermes shaanxiensis*; listed. China: Shaanxi.
- Hua, 2000: 23 • *Glyptotermes shaanxiensis*; listed. China: Shaanxi.
- Huang et al., 2000: 230–232, fig. 88 • *Glyptotermes shaanxiensis*; imago, soldier described and figured; key. China.
- Ahmad and Akhtar, 2002: 8 • *Glyptotermes shaanxiensis* [sic]; catalog. China.

🌐 DISTRIBUTION: Palaearctic–China: Shaanxi.

†*Glyptotermes shandongianus* (Zhang, 1989)**†*Kalotermes shandongianus* Zhang, 1989: 53 (imago), fig. 34.**

TYPE DATA: Holotype: SHNM imago.

TYPE LOCALITY: China: Shandong Province: Linq County: Shanwang Village: Shanwang Formation: Middle Miocene.

- Zhang (J.-F.) et al., 1994: 52–53, figs. 22–23, pl. 3: fig. 2 • *Glyptotermes shandongianus*; synonymy; imago described and figured; new combination. China: Middle Miocene.

🌐 DISTRIBUTION: Palaearctic–China: Shandong (Shantung).

✳️ FOSSIL RECORD: Cenozoic–Neogene: Miocene.

Glyptotermes sicki Krishna and Emerson, 1962***Glyptotermes sicki*** Krishna and Emerson, 1962: 54–57 (imago, soldier).

TYPE DATA: Holotype: AMNH soldier. Paratypes: AMNH king, queen, imagoes, soldiers, nymphs, NCIP soldier.

TYPE LOCALITY: Brazil: Rio de Janeiro: Illa Grande [23°07'S, 44°07'W–44°26'W].

- Ruelle, 1975b: 3 • *Glyptotermes sicki*; types listed.
- Araujo, 1977c: 17 • *Glyptotermes sicki*; catalog. Brazil.
- Constantino, 1998b: 147 • *Glyptotermes sicki*; catalog. Brazil.


 DISTRIBUTION: Neotropical Region—Brazil: Rio de Janeiro.

Glyptotermes simaoensis Li, 1987***Glyptotermes simaoensis*** Li, 1987: 234–236, 237 (imago, soldier), figs. 4, 5.

TYPE DATA: Holotype: GIEC ?soldier (no mention of which caste is the type. Paratypes: GIEC imagoes, soldiers.

TYPE LOCALITY: China: Yunnan: Simao.

- Huang et al., 1989: 139–140, figs. 58, 59 • *Glyptotermes simaoensis*; imago, soldier described and figured; key. China: Yunnan.
- Gao et al., 1992a: 37 • *Glyptotermes simaoensis*; checklist; distribution. China: Fujian, Yunnan.
- Hua, 2000: 23 • *Glyptotermes simaoensis*; listed. China: Yunnan.
- Huang et al., 2000: 232–234, figs. 89, 90 • *Glyptotermes simaoensis*; imago, soldier described and figured; key. China.
- Ahmad and Akhtar, 2002: 8 • *Glyptotermes simaoensis*; catalog. China.


 DISTRIBUTION: Oriental Region—China: Yunnan.

Glyptotermes sinomalatus Krishna and Emerson, 1962***Glyptotermes sinomalatus*** Krishna and Emerson, 1962: 36–39 (imago, soldier), figs. 19, 20.

TYPE DATA: Holotype: AMNH soldier. Paratypes: AMNH imagoes, soldiers, nymphs, NCIP imago, soldier.

TYPE LOCALITY: Congo-Zaire: Epulu: Camp Puntam [01°24'N, 28°36'E].

- Bouillon and Mathot, 1965: 38 • *Glyptotermes sinomalatus*; catalog. Congo-Zaire.
- Bouillon and Mathot, 1971: table: no. 30 • *Glyptotermes sinomalatus*; measurements.
- Ruelle, 1975b: 3 • *Glyptotermes sinomalatus*; types listed.

 DISTRIBUTION: Ethiopian Region—Congo-Zaire.

Glyptotermes succineus Ping and Gong, 1986***Glyptotermes succineus*** Ping et al., 1986: 154–155, 159–160 (soldier), fig. 2.

TYPE DATA: Holotype: GIEC soldier. Paratypes: GIEC soldiers, nymphs, GIF soldiers, nymphs.

TYPE LOCALITY: China: Guizhou Province: Libo County [25°N, 107°E].

- Huang et al., 1989: 143, fig. 63 • *Glyptotermes succineus*; soldier described and figured; key. China: Guizhou.
- Gao et al., 1992a: 37 • *Glyptotermes succineus*; checklist; distribution. China: Guizhou.
- Hua, 2000: 23 • *Glyptotermes succineus*; listed. China: Guizhou.

- Huang et al., 2000: 234–236, fig. 91 • *Glyptotermes succineus*; soldier described and figured; key. China.
- Ahmad and Akhtar, 2002: 8 • *Glyptotermes succineus*; catalog. China.

🌐 DISTRIBUTION: Oriental Region—China: Guizhou.

Glyptotermes suturis (Snyder, 1925)

Kalotermes (Glyptotermes) suturis Snyder, 1925e: 159–160 (imago, soldier).

TYPE DATA: Holotype: USNM 27737 soldier. Paratypes: USNM winged imago, nymphs.

TYPE LOCALITY: Costa Rica: La Carpentera.

- Snyder, 1934b: 97 • *Kalotermes (Glyptotermes) suturis*; locality. Costa Rica.
- Snyder, 1949a: 51 • *Glyptotermes suturis*; catalog; new combination. Costa Rica.
- Krishna, 1961: 348 • *Glyptotermes suturis*; listed.
- Krishna and Emerson, 1962: 53 • *Glyptotermes suturis*; comparisons.
- Araujo, 1977c: 17 • *Glyptotermes suturis*; catalog. Costa Rica.
- Constantino, 1998b: 147 • *Glyptotermes suturis*; catalog. Costa Rica.

🌐 DISTRIBUTION: Neotropical Region—Costa Rica.

Glyptotermes taruni Bose, 1999

Glyptotermes taruni Bose, 1999: 28, 40–44 (soldier, pseudoworker), fig. 9.

TYPE DATA: Holotype: ZSI soldier. Paratypes: ZSI pseudoworkers.

TYPE LOCALITY: India: Arunachal Pradesh: Lower Subansari District, 23 km from Yazali, near Lichi.

🌐 DISTRIBUTION: Oriental Region—India: Arunachal Pradesh.

Glyptotermes taveuniensis (Hill, 1926)

Calotermes (Glyptotermes) taveuniensis Hill, 1926d: 20–21 (soldier) [described as a *Calotermes* (?*Glyptotermes*) *taveuniensis*].

TYPE DATA: Lectotype: NMV soldier. Paralectotypes: AMNH soldier, NMV soldiers.

LECTOTYPE DESIGNATION: Hill, 1942: 96 [inadvertent selection by inference of “holotype” (ICZN, 1999, art. 74.6)].

TYPE LOCALITY: Fiji: Taveuni.

- Lever, 1939a: 18 • *Kalotermes taveuniensis*; locality. Fiji.
- Hill, 1942: 94–96, figs. 44, 45 • *Calotermes (Glyptotermes) taveuniensis*; imago, soldier described and figured; synonymy; distribution; biology. Fiji Islands.
- Kirby, 1942b: 185, 191 • *Glyptotermes taveuniensis*; protozoa.
- Kirby, 1942a: 116 • *Glyptotermes taveuniensis*; protozoa; new combination.
- Kirby, 1944: 196 • *Glyptotermes taveuniensis*; protozoa.
- Snyder, 1949a: 51 • *Glyptotermes taveuniensis*; catalog; reference list. Fiji.
- Krishna, 1961: 348, 394, 396, 398 • *Glyptotermes taveuniensis*; listed; protozoa.
- Krishna and Emerson, 1962: 8, 10, 11, 16 • *Glyptotermes taveuniensis*; comparisons.
- Gray, 1968: 313 • *Glyptotermes taveuniensis*; checklist; biology; distribution. Papua New Guinea.
- Emerson, 1969: 42 • *Glyptotermes taveuniensis*; cited.
- Bess, 1970: 470 • *Glyptotermes taveuniensis*; distribution. Fiji.
- Ruelle, 1975b: 3 • *Glyptotermes taveuniensis*; “paratypes” [not part of type series] listed.

🌐 DISTRIBUTION: Papuan Region—Fiji.

Glyptotermes teknafensis* Akhtar, 1975**Glyptotermes teknafensis* Akhtar, 1975: 19–23 (imago, soldier, nymphs), figs. 9–10.**

TYPE DATA: Holotype: ZUPL soldier. Paratypes: ZUPL imagoes, soldiers, nymphs, FRIP imago, nymph, USNM imago, nymph, AMNH imagoes, nymph, BMNH imago, nymph, ZUPL imagoes, soldier [not from type locality].

TYPE LOCALITY: Bangladesh: Teknaf.

- Chaudhry, 1954: 4 • *Glyptotermes teknafensis*; nomen nudum; biology; distribution. Bangladesh.
- Maiti, 1983: 16, 21, 35–36, fig. 5 • *Glyptotermes chinpingensis* [misidentification fide Roonwal and Chhotani 1989: 315]; key; synonymy; imago, soldier described; soldier figured; biology; distribution [India only; not China].
- Ahmad, 1986: 17 • *Glyptotermes teknafensis*; distribution. Bangladesh.
- Roonwal and Chhotani, 1989: 315–318, figs. 173–174 • *Glyptotermes teknafensis*; imago, soldier, pseudoworker described and figured; synonymy; key. Bangladesh; India.
- Maiti and Saha, 1993: 512 • *Glyptotermes teknafensis*; = *G. caudomunitus* Maiti, 1983; listed; distribution. India.
- Ahmad and Akhtar, 2002: 8 • *Glyptotermes teknafensis*; catalog. Bangladesh.

🌐 DISTRIBUTION: Oriental Region—Bangladesh; India: West Bengal.

Glyptotermes thailandis* Morimoto, 1973**Glyptotermes thailandis* Morimoto, 1973a: 58–60, 77 (soldier), fig. 3.**

TYPE DATA: Holotype: KUEL soldier. Paratypes: KUEL soldiers [additional paratypes said to be deposited in BPBM, BMNH and AMNH, but none are in AMNH].

TYPE LOCALITY: Thailand: Khao Yai.

- Tho, 1992: 204 • *Glyptotermes thailandis*; listed.
- Soranuwat et al., 2004: 361 • *Glyptotermes thailandis*; checklist; distribution. Thailand.

🌐 DISTRIBUTION: Oriental Region—Thailand.

Glyptotermes tikaderi* Chhotani and Bose, 1985**Glyptotermes tikaderi* Chhotani and Bose, 1985: 53–56 (soldier, pseudoworker), figs. 1–5.**

TYPE DATA: Holotype: ZSI No. 2915/H11 soldier. Paratypes: ZSI No. 2916/H11 soldiers, pseudoworkers, nymphs, FRI soldier, pseudoworkers, AMNH soldier, pseudoworkers [not received].

TYPE LOCALITY: India: Arunachal Pradesh: Tirap District: Namdapha: Hornbill.

- Roonwal and Chhotani, 1989: 318–320, fig. 175 • *Glyptotermes tikaderi*; soldier, pseudoworker described and figured; synonymy; key. India.
- Bose, 1999: 28, 44, fig. 10 • *Glyptotermes tikaderi*; key; synonymy; measurements; soldier figured; distribution. India.
- Ahmad and Akhtar, 2002: 9 • *Glyptotermes tikaderi*; catalog. India.

🌐 DISTRIBUTION: Oriental Region—India: Arunachal Pradesh.

Glyptotermes tripurensis Thakur, 1975

Glyptotermes tripurensis Sen-Sarma et al., 1975: 11 (soldier), 52 [Original description includes a mention in a key, with differentiating characters from other species, and in a list with locality data; authorship is clearly attributed to Thakur on p. 11].

TYPE DATA: Lectotype: FRI soldier. Paralectotypes: FRI soldiers, pseudoworkers, ZSI soldier, pseudoworkers.

LECTOTYPE DESIGNATION: Sen-Sarma and Thakur, 1979: 11 [inadvertent selection by inference of “holotype” (ICZN, 1999, art. 74.6)].

TYPE LOCALITY: India: Tripura: Tiliamura.

- Sen-Sarma et al., 1975: 52 • *Glyptotermes tripurensis*; distribution and ecology. India.
- Sen-Sarma and Thakur, 1979: 10–11, pl. 4 • *Glyptotermes tripurensis*; soldier, pseudoworker described and figured; key; distribution. India.
- Roonwal and Chhotani, 1989: 320–322, fig. 176 • *Glyptotermes tripurensis*; soldier, pseudoworker described and figured; synonymy; key. India.
- Bose, 1999: 28 • *Glyptotermes tripurensis*; key.
- Maiti et al., 2000: 296, 299 • *Glyptotermes tripurensis*; listed; distribution. India.
- Ahmad and Akhtar, 2002: 9 • *Glyptotermes tripurensis*; catalog. India.

 DISTRIBUTION: Oriental Region—India: Tripura.


Glyptotermes truncatus Krishna and Emerson, 1962

Glyptotermes truncatus Krishna and Emerson, 1962: 58–60 (imago, soldier), fig. 34 (soldier).

TYPE DATA: Holotype: AMNH soldier. Paratypes: AMNH imagoes, soldiers, BMNH imago, soldier (ex AMNH).

TYPE LOCALITY: Colombia: Rio Porce, near Porcecito, 3300 ft, approx. [06°-08°N, 75°-76°45'W].

- Araujo, 1977c: 17 • *Glyptotermes truncatus*; catalog. Colombia.
- Constantino, 1998b: 147 • *Glyptotermes truncatus*; catalog. Colombia.

 DISTRIBUTION: Neotropical Region—Colombia.


Glyptotermes tsaii Huang and Zhu, 1986

Glyptotermes tsaii Huang et al., 1986a [141–146 (imago, soldier), figs. 1–13].

TYPE DATA: Holotype: KIZK soldier. Paratypes: KIZK soldiers, imagoes.

TYPE LOCALITY: China: Yunnan Province: Gongshan County: Drung-Nu.

- Huang et al., 1989: 132–133, fig. 52 • *Glyptotermes tsaii*; imago, soldier described and figured; key. China: Yunnan.
- Gao et al., 1992a: 37 • *Glyptotermes tsaii*; checklist; distribution. China: Yunnan.
- Hua, 2000: 23 • *Glyptotermes tsaii*; listed. China: Yunnan.
- Huang et al., 2000: 236–238, fig. 92 • *Glyptotermes tsaii*; imago, soldier described and figured; key. China.
- Ahmad and Akhtar, 2002: 9 • *Glyptotermes tsaii*; catalog. China.

 DISTRIBUTION: Oriental Region—China: Yunnan.

Glyptotermes tuberculatus Froggatt, 1897


Glyptotermes tuberculatus Froggatt, 1897a: 544–545 (imago, soldier, worker), pl. 35, figs. 9, 9a.

TYPE DATA: Lectotype: ANIC No. 10 9041 soldier. Paralectotypes: ANIC imago ♂, AMNH imago.

LECTOTYPE DESIGNATION: Hill, 1942: 98 “Hololectotype” [= lectotype] designated.

TYPE LOCALITY: Australia: New South Wales: Uralla.

- Desneux, 1904b: 24 • *Calotermes tuberculatus*; reference list. Australia.
- Froggatt, 1905: 24 • *Glyptotermes tuberculatus*; characters; locality. Australia.
- Holmgren, 1911a: 56 • *Calotermes (Glyptotermes) tuberculatus*; listed; new combination. Australia.
- Hill, 1932a: 138 • *Calotermes (Glyptotermes) tuberculatus*; comparisons.
- Hill, 1933b: 44 • *Calotermes (Glyptotermes) tuberculatus*; comparisons.
- Kirby, 1941: 57 • *Glyptotermes tuberculatus*; protozoa.
- Hill, 1942: 96–98, figs. 46–48 • *Calotermes (Glyptotermes) tuberculatus*; imago, soldier described and figured; synonymy; distribution; biology. Australia; New Zealand.
- Kirby, 1942b: 182, 205 • *Glyptotermes tuberculatus*; protozoa.
- Kelsey, 1944b: 232, 236, 249, figs. 15, 20, 25, 27, 28 • *Calotermes (Glyptotermes) tuberculatus*; synonymy; key; imago, soldier, wing micrasters described and figured; distribution. New Zealand.
- Snyder, 1949a: 52 • *Glyptotermes tuberculatus*; catalog; reference list. Australia; New Zealand.
- Ahmad, 1950: 81, fig. 5 • *Glyptotermes tuberculatus*; imago mandibles figured.
- Roonwal and Pant, 1953: 44 • *Glyptotermes tuberculatus*; collection catalog. Australia.
- Krishna, 1961: 348, 392, 393, 395, figs. 34, 35, 37 • *Glyptotermes tuberculatus*; listed; imago, soldier figured; protozoa.
- Mathur and Thapa, 1962a: 11–12 • *Glyptotermes tuberculatus*; collection catalog. Australia; New Zealand.
- Bouillon and Mathot, 1965: 78, pl. 7: fig. 14d • *Glyptotermes tuberculatus*; imago mandibles figured.
- Gay, 1967: 11, 24, 58, fig. 9 • *Glyptotermes tuberculatus*; imago, soldier described and figured; distribution; introduced into New Zealand.
- Emerson, 1969: 13 • *Glyptotermes tuberculatus*; comparisons.
- Gay and Calaby, 1970: 405 • *Glyptotermes tuberculatus*; biology; distribution. Australia.
- Mathot, 1979: 14 • *Glyptotermes tuberculatus*; collection catalog; types listed.
- Bain and Jenkin, 1983: 368, 369 • *Glyptotermes tuberculatus*; distribution. New Zealand: interception.
- Watson and Abbey, 1993b: 24, fig. 28 • *Glyptotermes tuberculatus*; distribution map.
- Eldridge, 1996: 168, 172 • *Glyptotermes tuberculatus*; key; synonymy; imago, soldier described; distribution. Australia.
- Watson et al., 1998: 179 • *Glyptotermes tuberculatus*; catalog; synonymy; distribution; ecology. Australia; New Zealand.
- Gathorne-Hardy, 2004: 116 • *Glyptotermes tuberculatus*; checklist; distribution. Indonesia: Sumatra [incorrect record].
- Engel et al., 2009: 22, 24, 25 figs. 3, 4 • *Glyptotermes tuberculatus*; character-state coding; phylogeny.

 DISTRIBUTION: Australian Region—Australia: New South Wales, Queensland; New Zealand.

Glyptotermes tuberifer Krishna and Emerson, 1962

Glyptotermes tuberifer Krishna and Emerson, 1962: 60–63 (imago, soldier), figs. 35–36.

TYPE DATA: Holotype: AMNH soldier. Paratypes: AMNH imagoes, soldiers, nymphs, BMNH imago, nymph (ex AMNH).

TYPE LOCALITY: St. Vincent: Sandy Bay [13°27'N, 61°08'W].

- Araujo, 1977c: 17 • *Glyptotermes tuberifer*; catalog. Antilles: St. Vincent.
- Scheffrahn et al., 1994: 224, 231 • *Glyptotermes tuberifer*; distribution. St. Vincent.
- Constantino, 1998b: 147 • *Glyptotermes tuberifer*; catalog. Antilles: St. Vincent.

🌐 DISTRIBUTION: Neotropical Region—Saint Vincent.

Glyptotermes ueleensis Coaton, 1955

Glyptotermes ueleensis Coaton, 1955: 119–124 (imago, soldier), fig. 3.

TYPE DATA: Syntypes: AMNH imagoes, soldiers, RGMC imagoes, soldier, NCIP imagoes, soldiers [incorrectly cited as paratypes by Ruelle, 1975b].

TYPE LOCALITY: Congo-Zaire [Belgian Congo]: Uele Forest: Tora, Yebo [Burgeon].

- Kirby, 1942b: 183, 197 • *Glyptotermes* n. sp.; protozoa.
- Kirby, 1942a: 116 • *Glyptotermes* n. sp.; protozoa.
- Kirby, 1944: 196 • *Glyptotermes* n. sp.; protozoa.
- Kirby, 1945: 256 • *Glyptotermes* n. sp.; protozoa.
- Krishna, 1961: 348, 393, 395, 396, 398 • *Glyptotermes ueleensis*; listed; protozoa.
- Harris, 1963c: 4, 6 • *Glyptotermes ueleensis*; soldier measurements; locality. Congo-Zaire.
- Bouillon and Mathot, 1965: 38 • *Glyptotermes ueleensis*; catalog. Congo-Zaire.
- Bouillon and Mathot, 1971: table: no. 31 • *Glyptotermes ueleensis*; measurements.
- Mathot, 1974: 25 • *Glyptotermes ueleensis*; collection catalog; types listed.
- Ruelle, 1975b: 3 • *Glyptotermes ueleensis*; types listed.
- Wanyonyi et al., 1984: 2 • *Glyptotermes ueleensis*; checklist; distribution. Uganda.

Glyptotermes hamatilis Mathur and Thapa, 1962a: 10 [**nomen nudum**; collection catalog. Uganda. Emerson MS name published by Mathur and Thapa, 1962; Emerson file card (unpublished) indicates that this is *ueleensis*].

🌐 DISTRIBUTION: Ethiopian Region—Congo-Zaire; Uganda.

Glyptotermes ukhiaensis Akhtar, 1975

Glyptotermes ukhiaensis Akhtar, 1975: 23–27 (imago, soldier, nymph), figs. 11–12.

TYPE DATA: Holotype: ZUPL soldier. Paratypes: ZUPL imagoes, soldiers, nymphs, FRIP imago, nymph, USNM imago, nymph, AMNH imago, nymph, BMNH imago, nymph.

TYPE LOCALITY: Bangladesh: Ukhia.

- Chaudhry et al., 1972: 4 • *Glyptotermes ukhiaensis*; nomen nudum; biology; distribution. Bangladesh.
- Maiti, 1983: 16, 21, 33, fig. 4 • *Glyptotermes caudomunitus* [misidentification fide Roonwal and Chhotani 1989: 322]; key; synonymy; imago, soldier described and figured; biology; distribution. [India only; not Java].
- Ahmad, 1986: 17 • *Glyptotermes ukhiaensis*; distribution. Bangladesh.
- Roonwal and Chhotani, 1989: 322–326, figs. 177–178 • *Glyptotermes ukhiaensis*; imago, soldier, pseudoworker described and figured; synonymy; key. Bangladesh; India.
- Maiti and Saha, 1993: 512, 515 • *Glyptotermes ukhiaensis*; = *G. caudomunitus* Maiti 1983; key; distribution. India.
- Ahmad and Akhtar, 2002: 9 • *Glyptotermes ukhiaensis*; catalog. Bangladesh.

🌐 DISTRIBUTION: Oriental Region—Bangladesh; India: West Bengal.

Glyptotermes verrucosus (Hagen, 1858)***Calotermes verrucosus*** Hagen, 1858c: 63–65 (imago), pl. 2: fig. 7.

TYPE DATA: Syntypes: MCZ No. 193 imago.

TYPE LOCALITY: “Vaterland unbekannt.”

- Hagen, 1858b: 9 • *Calotermes verrucosus*; imago described; measured; synonymy; distribution. Locality unknown.
- Müller, 1873: 334 • *Calotermes verrucosus*; measurements; comparisons.
- Desneux, 1904b: 24 • *Calotermes verrucosus*; reference list. Locality unknown.
- Holmgren, 1911a: 55 • *Calotermes (Glyptotermes) verrucosus*; listed.
- Hegh, 1922: 683 • *Calotermes (Glyptotermes) verrucosus* [sic]; reference list; distribution.
- Snyder, 1949a: 52 • *Glyptotermes verrucosus*; catalog; reference list; new combination. South America.
- Krishna, 1961: 348 • *Glyptotermes verrucosus*; listed.
- Araujo, 1977c: 17 • *Glyptotermes verrucosus*; catalog. Costa Rica.
- Constantino, 1998b: 147 • *Glyptotermes verrucosus*; catalog. Costa Rica.

 DISTRIBUTION: Neotropical Region—Costa Rica.

Glyptotermes xantholabrum (Hill, 1926)

Calotermes (Glyptotermes) xantholabrum Hill, 1926e: 299–300 (imagoes, soldiers) [Cited by Hill, 1926: 299 as “in press,” but that paper did not come out until 1927b, so the specific name was made available in 1926e; the intended type series, as cited in the 1927b paper, contained only imagoes from Rabaul, but the actual type series, as cited in 1926e, contains imagoes and soldiers from 3 localities, including Rabaul].

TYPE DATA: Lectotype: NMV soldier. Paralectotypes: NMV imagoes, nymphs [not type locality], BMNH imago [not type locality], AMNH imagoes, soldier, nymphs, AMNH imago [not type locality], NMV imagoes, soldiers, workers.

LECTOTYPE DESIGNATION: Hill, 1942: 100 [inadvertent selection by inference of “holotype” (ICZN, 1999, art. 74.6)].

TYPE LOCALITY: Samoan Islands: Upolu Island: Apia.

- Hill, 1927b: 13 • *Calotermes (Glyptotermes) xantholabrum*; soldier described; locality. Samoan Islands.
- Hill, 1927a: 14–15, pl. 5: fig. 153, pl. 8: fig. 154 • *Calotermes (Glyptotermes) xantholabrum*; incorrectly described as n. sp.; imago, soldier described; wings figured; locality. New Britain.
- Hill, 1929: 96 • *Calotermes (Glyptotermes) xantholabrum*; note on the date being 1926, not 1927.
- Light, 1932d: 3, 4, fig. 1, pl. 1 • *Kalotermes (Glyptotermes) xantholabrum*; imago, soldier figured; remarks; locality. Moorea Island; Tahiti.
- Light and Zimmerman, 1936: 9, 12 • *Kalotermes (Glyptotermes) xantholabrum*; synonymy; distribution. Marquesas Islands; New Britain; Samoa; Society Islands; Tahiti.
- Hill, 1942: 98–100, fig. 49 • *Calotermes (Glyptotermes) xantholabrum*; imago, soldier described and figured; synonymy; distribution; biology. Marquesas Islands; New Britain; Samoa; Society Islands.
- Snyder, 1949a: 52 • *Glyptotermes xantholabrum*; catalog; reference list; synonymy; new combination. Marquesas Islands; New Britain; ?New Hebrides; Society Islands; Solomon Islands.
- Krishna, 1961: 348 • *Glyptotermes xantholabrum*; listed.
- Krishna and Emerson, 1962: 4, 6 • *Glyptotermes xantholabrum*; comparisons.

- Barrett, 1965: 97 • *Glyptotermes xantholabrum*; locality. New Guinea.
- Bess, 1970: 470 • *Glyptotermes xantholabrum*; biology; distribution. From New Britain to Marquesas Islands.
- Gross, 1975: 410 • *Glyptotermes xantholabrum*; checklist; distribution. New Hebrides.

Kalotermes (Glyptotermes) juddi Light, 1932b: 169–170 (soldier, nymph).

TYPE DATA: Syntypes: BPBM soldier, nymphs.

TYPE LOCALITY: Marquesas: Uahuka: Tehaeva: Hane Valley, 500 ft.

- Light, 1932c: 172, 176 • *Calotermes (Glyptotermes) juddi*; key; characters; locality.
- Light and Zimmerman, 1936: 9 • *Kalotermes (Glyptotermes) juddi*; synonymized with *xantholabrum*.

🌐 DISTRIBUTION: Papuan Region—French Polynesia: Marquesas Islands; New Hebrides; Papua New Guinea: New Britain; Samoa.

***Glyptotermes xiamenensis* Li and Huang, 1986**

***Glyptotermes xiamenensis* Li and Huang, 1986: 21–22, 31 (soldier), fig. 1.**

TYPE DATA: Holotype: GIEC soldier (holotype not mentioned in English section; ?syntypes).

Paratypes: GIEC soldiers.

TYPE LOCALITY: China: Fujian: Xiamen.

- Huang et al., 1989: 156, fig. 77 • *Glyptotermes xiamenensis*; soldier described and figured; key. China: Fujian.
- Gao et al., 1992a: 37 • *Glyptotermes xiamenensis*; checklist; distribution. China: Fujian.
- Huang and Li, 1999: 272, 274–275, fig. 10.9 • *Glyptotermes xiamenensis*; key; soldier described and figured; distribution. China: Fujian.
- Hua, 2000: 23 • *Glyptotermes xiamenensis*; listed. China: Fujian.
- Huang et al., 2000: 238–239, fig. 93 • *Glyptotermes xiamenensis*; soldier described and figured; key. China.
- Ahmad and Akhtar, 2002: 9 • *Glyptotermes xiamenensis*; catalog. China.

🌐 DISTRIBUTION: Oriental Region—China: Fujian.

***Glyptotermes yingdeensis* Li, 1987**

***Glyptotermes yingdeensis* Li, 1987: 232–234, 237 (imago, soldier), figs. 2–3.**

TYPE DATA: Holotype: GIEC ?soldier [no mention of which caste is the type]. Paratypes: GIEC imagoes, soldiers.

TYPE LOCALITY: China: Guangdong: Yingde.

- Huang et al., 1989: 143–144, fig. 64 • *Glyptotermes yingdeensis*; imago, soldier described and figured; key. China: Guangdong.
- Gao et al., 1992a: 37 • *Glyptotermes yingdeensis*; checklist; distribution. China: Guangdong.
- Hua, 2000: 23 • *Glyptotermes yingdeensis*; listed. China: Guangdong.
- Huang et al., 2000: 239–240, fig. 94 • *Glyptotermes yingdeensis*; soldier described and figured; key. China.
- Ahmad and Akhtar, 2002: 9 • *Glyptotermes yingdeensis*; catalog. China.

🌐 DISTRIBUTION: Oriental Region—China: Guangdong.

Glyptotermes yui Ping and Xu, 1986***Glyptotermes yui*** Ping and Xu, 1986a: 105–107 (imago, soldier), fig. 1.

TYPE DATA: Holotype: GIEC soldier. Paratypes: GIEC imagoes, soldiers.

TYPE LOCALITY: China: Hainan Island: Wanling County.

- Huang et al., 1989: 145–146, fig. 66 • *Glyptotermes yui*; imago, soldier described and figured; key. China: Hainan.
- Gao et al., 1992a: 37 • *Glyptotermes yui*; checklist; distribution. China: Guangdong.
- Hua, 2000: 23 • *Glyptotermes yui*; listed. China: Guangdong, Hainan.
- Huang et al., 2000: 240–242, fig. 95 • *Glyptotermes yui*; imago, soldier described and figured; key. China.
- Ahmad and Akhtar, 2002: 9 • *Glyptotermes yui*; catalog. China.

 DISTRIBUTION: Oriental Region—China: Guangdong, Hainan.

Glyptotermes zhaoi Ping, 1984***Glyptotermes zhaoi*** Ping, 1984b: 159–160, 162 (soldier), fig. 1.

TYPE DATA: Holotype: GIEC I. No. E 990 soldier. Paratypes: GIEC soldiers, workers.

TYPE LOCALITY: China: Fujian Province: Jian'ou County [27°N, 118°E].

- Huang et al., 1989: 162–163, fig. 83 • *Glyptotermes zhaoi*; soldier described and figured; key. China: Fujian.
- Gao et al., 1992a: 37 • *Glyptotermes zhaoi*; checklist; distribution. China: Fujian.
- Huang and Li, 1999: 272, 276 • *Glyptotermes zhaoi*; key; soldier described; distribution. China: Fujian.
- Hua, 2000: 23 • *Glyptotermes zhaoi*; listed. China: Fujian.
- Huang et al., 2000: 242–243, fig. 96 • *Glyptotermes zhaoi*; soldier described and figured; key. China.
- Ahmad and Akhtar, 2002: 9 • *Glyptotermes zhaoi*; catalog. China.

 DISTRIBUTION: Oriental Region—China: Fujian.

Incisitermes Krishna, 1961***Incisitermes*** Krishna, 1961: 353–358.TYPE SPECIES: *Kalotermes schwarzi* Banks, 1920 by original designation.

- Light, 1930f: 16, 18, 21 • *Kalotermes* [part]; key.
- Light, 1933: 82, 83 • *Kalotermes (Kalotermes)* [part]; key.
- Krishna, 1961: 353–356 • *Incisitermes*; generic characters; key; reference list; phylogeny; distribution.
- Weesner, 1965: 34, 35, 36, 64 • *Incisitermes*; key; characters.
- Krishna, 1966: 1093, 1095 • *Incisitermes*; key.
- Emerson, 1969: 43–46 • *Incisitermes*; characters; distribution; paleontology.
- Araujo, 1970d: 532 • *Incisitermes*; distribution; number of species in Neotropical Region.
- Bess, 1970: 469 • *Incisitermes*; number of species; distribution. Oceanic Islands.
- Roonwal and Verma, 1973b: 391 • *Incisitermes*; synonymy.
- Chhotani, 1975b: 114 • *Incisitermes*; Oriental species discussed.
- Morimoto, 1975b: 11 • *Incisitermes*; key.
- Gay, 1976a: 395 • *Incisitermes*; discussion; species included.
- Araujo, 1977c: 17 • *Incisitermes*; catalog.

- Roonwal and Verma, 1977b: 459, 463 • *Incisitermes*; biogeography.
- Araujo and Fontes, 1979: 31 • *Incisitermes*; key.
- Yamin, 1979: 15–17 • *Incisitermes*; protozoa; species included.
- Chhotani and Bose, 1983: 126 • *Incisitermes*; distribution. Indian subcontinent.
- Roonwal, 1983b: 362 • *Incisitermes*; wing microsculpturing.
- Prestwich, 1985b: 448 • *Incisitermes*; defense.
- Vickery, 1985: 81, 82 • *Incisitermes*; key; characters.
- Huang et al., 1989: 112, 124–125 • *Incisitermes*; key; characters; distribution.
- Roonwal and Chhotani, 1989: 332–333 • *Incisitermes*; synonymy; characters; distribution and composition.
- Nickle and Collins, 1990: 93, 101 • *Incisitermes*; key; characters.
- Carpenter, 1992: 140 • *Incisitermes*; fossil distribution.
- Nickle and Collins, 1992: 215, 219 • *Incisitermes*; key; characters.
- Watson and Abbey, 1993b: 2 • *Incisitermes*; remarks; Australian species.
- Poole and Gentili, 1997: 494, 495 • *Incisitermes*; listed.
- Constantino, 1998b: 147 • *Incisitermes*; catalog.
- Fontes, 1998: 326 • *Incisitermes*; catalog.
- Fontes and Monteiro, 1998: 34 • *Incisitermes*; etymology and pronunciation.
- Constantino, 1999a: 395, 410 • *Incisitermes*; key; biology; distribution.
- Takematsu, 1999c: 40 • *Incisitermes*; key based on gut characters.
- Huang et al., 2000: 166, 180, 181 • *Incisitermes*; key; characters; distribution.
- Thorne et al., 2000: 80 • *Incisitermes*; number of fossil species; age; distribution.
- Constantino, 2002a: 16 • *Incisitermes*; key.
- Sornnuwat et al., 2004: 356, 358 • *Incisitermes*; key, number of species. Thailand.
- Engel and Krishna, 2007d: 264 • *Incisitermes*; remarks; distribution; fossil species.

▲ 29 living species, 2 fossil species.

🌐 DISTRIBUTION: Australian Region; Nearctic Region; Neotropical Region; Oriental Region; Palaearctic Region; Papuan Region.

Incisitermes banksi (Snyder, 1920)

Kaloterme banksi Snyder, 1920b: 39 (imago).

TYPE DATA: Holotype: USNM No. 22685 imago ♂. Paratypes: AMNH imago.

TYPE LOCALITY: USA: Arizona: Santa Catalina Mountains: Sabino Canyon.

- Snyder, 1926f: 397 • *Kaloterme banksi*; locality. USA: Arizona.
- Light, 1934d: 130 • *Kaloterme (Kaloterme) banksi*; distribution. USA: Arizona.
- Light, 1934f: 208, 209 • *Kaloterme (Kaloterme) banksi*; key.
- Snyder, 1949a: 12 • *Kaloterme banksi*; catalog; reference list; synonymy. USA: Arizona, Texas.
- Krishna, 1961: 356, 391, 397 • *Incisiterme banksi*; listed; protozoa; new combination.
- Springhetti, 1964b: 213 • *Kaloterme banksi*; seminal vesicles.
- Weesner, 1965: 57, 58, 59 • *Incisiterme banksi*; key; characters; distribution.
- Emerson, 1969: 43 • *Incisiterme banksi*; remarks.
- Araujo, 1977c: 17, 18 • *Incisiterme banksi*; catalog; synonymy. USA: Arizona, Texas.
- Nutting, 1979b: 143 • *Incisiterme banksi*; swarming period.
- Nutting, 1979a: 308–310 • *Incisiterme banksi*; biology; colony size; swarming.
- Howell et al., 1987: 119, 121 • *Incisiterme banksi*; distribution. USA: Texas.
- Jones et al., 1988: 93 • *Incisiterme banksi*; biology; dispersal flight; sex ratios.
- Myles, 1997: 764 • *Incisiterme banksi*; proventricular armature.
- Poole and Gentili, 1997: 494 • *Incisiterme banksi*; synonymy; distribution. North America.
- Constantino, 1998b: 148 • *Incisiterme banksi*; catalog; synonymy. USA: Arizona, Texas.

Kaloterme texanus Banks, 1920: 29–31 (soldier), fig. 19.

TYPE DATA: Holotype: USNM No. 21859 soldier.

TYPE LOCALITY: USA: Texas: Chalk Bluff.

- Light, 1934d: 130 • *Kaloterme (Kaloterme) texanus*; distribution. USA: Texas.
- Light, 1934f: 209 • *Kaloterme (Kaloterme) texanus*; key.
- Snyder, 1949a: 12 • *Kaloterme texanus*; synonymized with *banksi*.

Kaloterme lighti Snyder, 1926f: 395–396 (soldier), figs. 4–6.

TYPE DATA: Holotype: USNM No. 28418 soldier. Paratypes: USNM soldiers, nymphs.

TYPE LOCALITY: USA: Arizona: Ray: Copper Butte Canyon.

- Light, 1934d: 130 • *Kaloterme (Kaloterme) lighti*; distribution. USA: Arizona.
- Light, 1934f: 209 • *Kaloterme (Kaloterme) lighti*; key.
- Snyder, 1949a: 12 • *Kaloterme lighti*; synonymized with *banksi*.

🌐 DISTRIBUTION: Nearctic Region—USA: Arizona, Texas.

Incisiterme barretti Gay, 1976*Incisiterme barretti* Gay, 1976a: 395–397 (imago, soldier), figs. 1–7.

TYPE DATA: Holotype: ANIC No. 9043 soldier. Paratypes: ANIC No. 10 15445 imagoes, soldiers, workers, AMNH imagoes, soldier.

TYPE LOCALITY: Australia: Queensland: 33 km NW Cairns.

- Veivers et al., 1980: 75–77 • *Incisiterme barretti*; gut physiology.
- Hutchings and Recher, 1982: 90 • *Incisiterme barretti*; ecology; mangroves; distribution. Australia.
- Watson and Abbey, 1993b: 25, fig. 29 • *Incisiterme barretti*; distribution map.
- Watson et al., 1998: 179 • *Incisiterme barretti*; catalog; synonymy; distribution; ecology. Australia.

🌐 DISTRIBUTION: Australian Region—Australia: Queensland.

Incisiterme bequaerti (Snyder, 1929)*Kaloterme (Kaloterme) bequaerti* Snyder, 1929: 81–83 (imago, soldier).

TYPE DATA: Syntypes: USNM No. 41742 imagoes, soldiers, MCZ imagoes, soldiers, AMNH imagoes, soldier, NCIP imago [incorrectly cited as paratype by Ruelle, 1975b].

TYPE LOCALITY: Cuba: Oriente: Banos.

- Emerson and Miller, 1944: 108 • *Kaloterme bequaerti* [imago only, not soldier]; key. USA: Florida.
- Snyder, 1949a: 13 • *Kaloterme bequaerti*; catalog. Bermuda; Cuba; St. Croix.
- Snyder, 1956b: 189, 191, 192, 199 • *Kaloterme bequaerti*; key; distribution. Bermuda; Cuba; St. Croix; St. Thomas.
- Krishna, 1961: 356 • *Incisiterme bequaerti*; listed; new combination.
- Ruelle, 1975b: 3 • *Incisiterme bequaerti*; types listed.
- Araujo, 1977c: 18 • *Incisiterme bequaerti*; catalog. Bermuda; Cuba; St. Thomas.
- Kevan, 1980: 5, 64–65 • *Incisiterme bequaerti*; reference list; remarks. Bermuda.
- Scheffrahn et al., 1994: 215, 216, 219, 222, 223, 226, 229, 231 • *Incisiterme bequaerti*; distribution. Bermuda; Cuba; Hispaniola: Dominican Republic; Mona Island; Puerto Rico; Turks and Caicos; Virgin Islands: St. Croix; St. Thomas.

- Constantino, 1998b: 148 • *Incisitermes bequaerti*; catalog. Antilles: from Cuba to the Virgin Islands; Turks and Caicos; Bermuda.
- Genet et al., 2000: 119–122 • *Incisitermes bequaerti*; colony density; ecology. Puerto Rico.
- Scheffrahn et al., 2003a: 185, 188, 190, fig. 15 • *Incisitermes bequaerti*; soldier figured; keys to soldier and imago; distribution. Bahamas; Cuba; Puerto Rico.
- Cruz et al., 2004: 5 • *Incisitermes bequaerti*; checklist; distribution. Cuba.
- Scheffrahn et al., 2006: 474, figs. 3A, 3M • *Incisitermes bequaerti*; soldier, imago wing figured; key; synonymy; distribution. Bahamas; Cuba; Dominican Republic; Puerto Rico; Bermuda.

🌐 DISTRIBUTION: Neotropical Region—Bermuda; Cuba; Dominican Republic; Puerto Rico; Turks and Caicos; US Virgin Islands.

Incisitermes didwanaensis Roonwal and Verma 1973

Incisitermes didwanaensis Roonwal and Verma, 1973b: 391–397 (imago, soldier, pseudoworker), figs. 1–3.

TYPE DATA: Holotype: ZSI soldier. Paratypes: ZSI imago, soldier, pseudoworker, FRI soldier, pseudoworker, DRSJ soldier, pseudoworker.

TYPE LOCALITY: India: Rajasthan: Nagaur District: Didwana [27°20'N, 74°30'E].

- Roonwal, 1976: 464, 466–469, 474, 480–481, fig. 9a • *Incisitermes didwanaensis*; soldier head figured; ecology and biology; distribution. India.
- Chhotani, 1977a: 29 • *Incisitermes didwanaensis*; distribution. India.
- Roonwal and Verma, 1977b: 432–433, 460, fig. 2 • *Incisitermes didwanaensis*; imago, soldier figured. India.
- Thakur, 1980b: 123, 125, fig. 2 • *Incisitermes didwanaensis*; soldier figured; ecology; distribution. India.
- Roonwal and Chhotani, 1989: 334–336, figs. 182–183 • *Incisitermes didwanaensis*; imago, soldier, pseudoworker described and figured; synonymy; key. India.
- Thakur, 1994: 457 • *Incisitermes didwanaensis*; ecology; distribution.
- Verma and Purohit, 1996: 237, 238 • *Incisitermes didwanaensis*; distribution. India: Rajasthan.
- Rathore, 1996: 172 • *Incisitermes didwanaensis*; ecology; distribution. India.
- Thakur and Mishra, 1996: 22, 26, 27 • *Incisitermes didwanaensis*; synonymy; key; distribution. India.
- Ahmad and Akhtar, 2002: 9 • *Incisitermes didwanaensis*; catalog. India.
- Rathore and Bhattacharyya, 2004: 15, 16, 63, pl. 1: fig. 1 • *Incisitermes didwanaensis*; checklist; soldier figured; distribution. India.

🌐 DISTRIBUTION: Oriental Region—India: Rajasthan.

Incisitermes emersoni (Light, 1933)

Kaloterme (*Kaloterme*) *emersoni* Light, 1933: 86–88 (soldier), pl. 7: figs. 3–8, 10.

TYPE DATA: Syntypes: AMNH soldiers, nymphs [one soldier incorrectly labeled as “holotype”; Light did not designate a holotype]; [USNM soldier incorrectly cited as “holotype” by Constantino, 1998b; no specimen of *emersoni* in USNM].

TYPE LOCALITY: Mexico: Jala, near Colima.

- Kirby, 1932: 401, 447 • *Kaloterme* (*Kaloterme*) *emersoni*; protozoa.
- Light, 1934j: 338 • *Kaloterme* (*Kaloterme*) *emersoni*; distribution. Mexico.
- Kirby, 1944: 203 • *Kaloterme emersoni*; protozoa.
- Snyder, 1949a: 15 • *Kaloterme emersoni*; catalog. Mexico.

- Krishna, 1961: 356, 391, 399 • *Incisitermes emersoni*; listed; protozoa; new combination.
- Araujo, 1977c: 18 • *Incisitermes emersoni*; catalog. Mexico.
- Nickle and Collins, 1990: 91, 97, 101–102, figs. 5D, 6F • *Incisitermes emersoni*; key; characters; soldier figured; distribution. Mexico.
- Myles, 1997: 764 • *Incisitermes emersoni*; proventricular armature.
- Constantino, 1998b: 148 • *Incisitermes emersoni*; catalog. Mexico.
- Fontes, 1998: 326 • *Incisitermes emersoni*; catalog; distribution. Mexico.
- Méndez-Montiel and Equihua-Martínez, 2001: 173–187 • *Incisitermes emersoni*; checklist; diversity; distribution. Mexico.

🌐 DISTRIBUTION: Neotropical Region—Mexico: Colima.

Incisitermes fruticavus Rust, 1979

Incisitermes fruticavus Rust, 1979: 273–277 (imago, soldier), figs. 1–3, 4–9.

TYPE DATA: Holotype: AMNH soldier. Paratypes: AMNH soldiers, imagoes, CAS imagoes, soldiers, USNM imagoes, soldiers, UCRs imagoes, soldiers.

TYPE LOCALITY: USA: California, 1.1 mi N Aguanga [116°52'W, 33°27'N].

- Rust et al., 1979: 239–255 • *Incisitermes fruticavus*; ecology; biology; distribution.
- Fontes, 1983: 138 • *Incisitermes fruticavus*; additions and corrections to Araujo's catalog, 1977c.
- Wheeler et al., 1996: 799–806 • *Incisitermes fruticavus*; methane production.
- Myles, 1997: 764 • *Incisitermes fruticavus*; proventricular armature.
- Poole and Gentili, 1997: 494 • *Incisitermes fruticavus*; distribution. North America.
- Sugimoto et al., 1997: 211 • *Incisitermes fruticavus*; diet.
- Constantino, 1998b: 148 • *Incisitermes fruticavus*; catalog. USA: southern California.

🌐 DISTRIBUTION: Nearctic Region—USA: California.

Incisitermes furvus Scheffrahn, 1994

Incisitermes furvus Scheffrahn, 1994: 366–269 (imago, soldier), figs. 1–5, 6–9.

TYPE DATA: Holotype: USNM winged imago. Paratypes: USNM soldier [not type locality], AMNH imago, soldier [not type locality], FSCA imagoes, soldiers [not type locality].

TYPE LOCALITY: Puerto Rico: Guajataca [18°25'N, 66°58'W].

- Scheffrahn et al., 1994: 223, 231 • *Incisitermes furvus*; distribution. Puerto Rico.
- Constantino, 1998b: 148 • *Incisitermes furvus*; catalog. Puerto Rico.
- Fontes, 1998: 326 • *Incisitermes furvus*; catalog.
- Scheffrahn et al., 2003a: 185, 187, 190, fig. 16 • *Incisitermes furvus*; soldier figured; keys to soldier and imago; distribution. Puerto Rico.

🌐 DISTRIBUTION: Neotropical Region—Puerto Rico.

Incisitermes galapagoensis (Banks, 1901)

Calotermes galapagoensis Banks, 1901: 544–545 (imago), figs. 55–56.

TYPE DATA: Holotype: CAS imago. Holotype by monotypy [destroyed during earthquake of 1906].

TYPE LOCALITY: Ecuador: Galápagos Islands: Wenman Island.

- Desneux, 1904b: 23 • *Calotermes galapagoensis*; reference list. Galápagos Islands.
- Holmgren, 1906: 667 • *Calotermes galapagoensis*; distribution. Galápagos Islands.

- Holmgren, 1911a: 53, pl. 2: fig. 7 • *Calotermes (Calotermes) galapagoensis*; listed; imago figured.
- Light, 1935: 235 • *Kalotermes (Kalotermes) galapagoensis*; cited.
- Snyder, 1949a: 15 • *Kalotermes galapagoensis*; catalog. Ecuador: Galápagos Islands.
- Krishna, 1961: 356 • *Incisitermes galapagoensis*; listed; new combination.
- Linsley and Usinger, 1966: 126 • *Calotermes galapagoensis*; listed; distribution. Galápagos Islands: Tower, Wenman.
- Araujo, 1977c: 18 • *Incisitermes galapagoensis*; catalog. Galápagos.
- Constantino, 1998b: 149 • *Incisitermes galapagoensis*; catalog. Galápagos.

🌐 DISTRIBUTION: Neotropical Region—Ecuador: Galápagos Islands.

Incisitermes immigrans (Snyder, 1922)

Kalotermes immigrans Snyder, 1922: 2–4 (imago, soldier), pl. 4: fig. 15.

TYPE DATA: Holotype: USNM No. 24562 winged imago. Paratypes: USNM winged and dealated imagoes.

TYPE LOCALITY: USA: Hawaii: Honolulu, Oahu.

- McLachlan, 1883: 227 • *Kalotermes marginipennis* [misidentification]; measurements; distribution. USA: Hawaii.
- Banks and Snyder, 1920: 132 • *Kalotermes marginipennis* [misidentification]; [biology of Hawaiian species = *immigrans*].
- Fullaway, 1920: 294, 296, fig. 2 • *Kalotermes marginipennis* [misidentification]; listed. USA: Hawaii.
- Snyder, 1924e: 381, 382 • *Kalotermes immigrans*; listed. USA: Hawaii.
- Fullaway, 1926a: 68, figs. 3, 7, 9, 10 • *Kalotermes immigrans*; listed; soldier figured. USA: Hawaii.
- Kirby, 1929: 424 • *Kalotermes immigrans*; protozoa.
- Light, 1932a: 74–76, fig. 21 • *Kalotermes (Kalotermes) immigrans*; imago, soldier described and figured; locality. Marquesas Islands; USA: Hawaii.
- Light, 1932c: 172, 174 • *Kalotermes (Kalotermes) immigrans*; key; host plant; locality. Marquesas Islands.
- Ehrhorn, 1934: 323 • *Kalotermes immigrans*; remarks; key; distribution. USA: Hawaii.
- Light, 1935: 234, 235, 236, 238, 239 • *Kalotermes (Kalotermes) immigrans*; remarks; locality. Ecuador: Mainland, Galápagos Islands; Fanning Island; USA: Hawaii.
- Light and Zimmerman, 1936: 12 • *Kalotermes (Kalotermes) immigrans*; distribution. Ecuador: Galápagos Islands; Fanning Island; Marquesas Islands; USA: Hawaii; Washington Island.
- Light, 1937b: 18 • *Kalotermes immigrans*; listed.
- Kirby, 1944: 202 • *Kalotermes immigrans*; protozoa.
- Fullaway and Krauss, 1945: 20–21 • *Kalotermes immigrans*; listed; damage. Hawaii.
- Krauss, 1945: 309 • *Kalotermes immigrans*; locality. Hawaii.
- Zimmerman, 1948: 164, 169–170, figs. 99, 100 • *Kalotermes immigrans*; key; synonymy; imago, soldier figured; protozoa; biology; distribution. Hawaii.
- Snyder, 1949a: 16 • *Kalotermes immigrans*; catalog; reference list; synonymy. El Salvador; Fanning Island; Galápagos; Peru; Jarvis Island to Marquesas and Canton Island; Line Islands; Panama; USA: Hawaii.
- Becker, 1953: 343 • *Calotermes immigrans*; distribution.
- Swezey, 1954: 137 • *Kalotermes immigrans*; damage; distribution. USA: Hawaii.
- McMahan, 1960: 270 • *Kalotermes immigrans*; external sex characters; abdominal sterna.
- Chilson, 1960: 171 • *Kalotermes immigrans*; locality. USA: Hawaii.
- Krishna, 1961: 356, 391, 397, 399 • *Incisitermes immigrans*; listed; protozoa; new combination.
- Harris, 1961a: 154, 161, 162 • *Kalotermes immigrans*; damage; distribution.
- Mathur and Thapa, 1962a: 13 • *Kalotermes immigrans*; collection catalog. USA: Hawaii.
- Dourojeanni, 1964: 76 • *Kalotermes immigrans*; synonymy; biology; damage; host; distribution. Peru.

- Weesner, 1965: 65, fig. 21 • *Incisitermes immigrans*; characters; *Incisitermes marjoriae* possibly a variant of *immigrans*; distribution. USA: Hawaii.
- Linsley and Usinger, 1966: 126 • *Kaloterme*s (*Kaloterme*s) *immigrans*; listed; distribution. Galápagos Islands: Albemarle, Chatham, Indefatigable, James, Jarvis, Narborough, South Seymour, Tower.
- Kajiwara, 1966: 137 • *Incisitermes immigrans*; locality. Hawaii.
- Gay, 1967: 8, 16, 37, 45, fig. 15b • *Incisitermes immigrans*; imago, soldier described and figured; distribution; introduced into Jarvis and Fanning Islands.
- Emerson, 1969: 45 • *Incisitermes immigrans*; listed; remarks.
- Araujo, 1970d: 541 • *Incisitermes immigrans*; biology; distribution.
- Bess, 1970: 455–456, 471, fig. 2 • *Incisitermes immigrans*; characters; castes figured; biology; damage; distribution. Hawaii; Line and Jarvis Islands to Marquesas and Canon Islands.
- Morimoto, 1975b: 11, fig. 14 • *Incisitermes immigrans*; soldier figured.
- Morimoto, 1975c: 49 • *Incisitermes immigrans*; listed; distribution.
- Roonwal, 1975a: 44 • *Incisitermes immigrans*; egg measurements.
- Araujo, 1977c: 18 • *Incisitermes immigrans*; catalog; synonymy. El Salvador; Fanning Island; Galápagos; Guatemala; Hawaii; Line Island; Marquesas Islands; Panama; Peru; Phoenix Island.
- Yanagisawa, 1979: 30–31 • *Incisitermes immigrans*; distribution. USA: Hawaii.
- Maes, 1990: 14 • *Incisitermes immigrans*; catalog; synonymy; distribution. Ecuador; El Salvador; Galápagos; Guatemala; Hawaii; Nicaragua; Panama; Peru.
- Nishida, 1994: 176 • *Incisitermes immigrans*; distribution. Hawaii.
- Takematsu, 1997: 634 • *Incisitermes immigrans*; synonymy; distribution. Japan.
- Constantino, 1998b: 148 • *Incisitermes immigrans*; catalog; synonymy. Central America, Peru; probably of Neotropical origin and colonized or was introduced to Pacific Islands.
- Fontes, 1998: 326 • *Incisitermes immigrans*; catalog; distribution. Nicaragua.
- Kevan and Vickery, 1998: 298–299 • *Incisitermes immigrans*; distribution. Kiribati, Tuvalu: questioned; Phoenix Island: questioned; Line Island: questioned.
- Haverty et al., 2000a: 1167–1191 • *Incisitermes immigrans*; chemotaxonomy; cuticular hydrocarbons. Hawaiian Islands.
- Scheffrahn et al., 2000b: 141–145 • *Incisitermes immigrans*; distribution. Hawaii.
- Yasuda et al., 2000: 153–154, fig. 19 • *Incisitermes immigrans*; soldier described and figured; distribution. Japan: Minami-Daito Island.
- Nishida and Beardsley, 2002: 55 • *Incisitermes immigrans*; distribution. Midway Atoll.
- Ohkuma et al., 2004: 701–710 • *Incisitermes immigrans*; phylogeny; COII sequences.
- Haverty et al., 2005: 2119–2151 • *Incisitermes immigrans*; fecal pellets; cuticular hydrocarbons; chemotaxonomy.
- Scheffrahn et al., 2005c: 550, table 1 • *Incisitermes immigrans*; checklist; distribution. Nicaragua.

*Kaloterme*s *marjoriae* Snyder, 1924i: 3–4 (imago).

TYPE DATA: Holotype: USNM No. 25082 winged imago.

TYPE LOCALITY: USA: Hawaii: Hilo.

- Ehrhorn, 1934: 323 • *Kaloterme*s *marjoriae*; listed. USA: Hawaii.
- Zimmerman, 1948: 169 • *Kaloterme*s *marjoriae*; synonymized with *immigrans*.
- Snyder, 1949a: 17 • *Kaloterme*s *marjoriae*; listed as valid; catalog; reference list; synonymy.
- Krishna, 1961: 356 • *Incisitermes marjoriae*; listed; new combination.

*Kaloterme*s (*Kaloterme*s) *clevelandi* Snyder, 1926b: 7–8 (soldier).

TYPE DATA: Holotype: USNM soldier. Paratypes: USNM soldiers, AMNH soldier.

TYPE LOCALITY: Panama: Canal Zone: Ancon.




- Kirby, 1932: 400, 446 • *Kaloterme*s *clevelandi*; protozoa.
- Kirby, 1944: 202 • *Kaloterme*s *clevelandi*; protozoa.
- Snyder, 1949a: 16 • *Kaloterme*s (*Kaloterme*s) *clevelandi*; synonymized with *immigrans*.

Calotermes (Calotermes) curvithorax Kelsey, 1944a: 47–51 (imago, soldier, nymph), figs.1–3.

TYPE DATA: Syntypes: NZAC No. Z11/37 imagoes, soldiers, nymphs, AMNH imago, soldier, nymphs.

TYPE LOCALITY: Kiribati: Phoenix Islands, Canton Island.

- Van Zwaluwenburg, 1948: 207 • *Calotermes curvithorax*; biology; distribution. Kiribati: Phoenix Islands, Canton Island.
- Snyder, 1949a: 16 • *Calotermes (Calotermes) curvithorax*; synonymized with *immigrans*.
- Krishna, 1961: 356 • *Incisitermes immigrans*; new combination.
- Van Zwaluwenburg, 1952: 351 • *Calotermes curvithorax*; synonymy; distribution. Kiribati: Phoenix Islands, Canton Island.
- Early and Gilbert, 1993: 66 • *Calotermes (Calotermes) curvithorax*; syntypes listed; Auckland Institute and Museum.

   DISTRIBUTION: Neotropical Region—Ecuador: Galápagos Islands; El Salvador; Guatemala; Nicaragua; Panama Canal Zone; Peru. ♦ Palaeartic Region—Japan. ♦ Papuan Region—Kiribati: Fanning Island, Phoenix Islands; Marquesas Islands; USA: Hawaii; many other small islands in the Pacific Ocean.

Incisitermes inamurai (Oshima, 1912)

Calotermes inamurae Oshima, 1912: 61–63 (imago, soldier), pl. 1: figs. 5, 6, 21, 22 [Oshima, 1912 used the spelling *inamurae*. In the same paper he mentions that the specimens were collected by a Mr. T. Inamura. In his 1913a paper Oshima emends the spelling to *inamurai*, stating that the species was named after Mr. T. Inamura. Though he did not explicitly indicate in his original paper that he was naming the species after the collector, it seems reasonable to assume that this was his intent and therefore to consider the spelling *inamurae* an inadvertent error under IZCN, 1999, art. 32.5 and to adopt *inamurai* as the correct spelling].

TYPE DATA: Neotype: NMNS alate ♂. Paralectotypes: NTU imagoes, soldiers, TFRI imagoes, soldiers.

NEOTYPE DESIGNATION: Li et al., 2009a: 765 (original syntype series lost).

TYPE LOCALITY: Taiwan: Pingtung Co.:Wanlitong [22°00'N, 120°70'E].

- Oshima, 1913a: 272 • *Calotermes (?) inamurai* ; imago, soldier described. Taiwan.
- Hozawa, 1915: 11 • *Calotermes (?) inamurai*; listed; emended to *inamurai*.
- Snyder, 1949a: 16 • *Kalotermes inamurae* [sic]; catalog. Taiwan.
- Tu, 1955b: 80, 85 • *Kalotermes inamurae* [sic]; catalog; distribution. Taiwan.
- Tu, 1955a: 30, 36, 37 • *Kalotermes inamurae* [sic]; catalog; distribution. Taiwan.
- Ahmad, 1958: 194 • *Kalotermes inamurae* [sic]; listed.
- Roonwal and Sen-Sarma, 1960: 95, 97, 101, 102, 110–112, 129, 255 • *Kalotermes inamurae*; synonymy; key; Oshima's imago, soldier description reproduced; distribution. Taiwan.
- Krishna, 1961: 336 • *?Kalotermes inamurae* [sic]; listed.
- Tsai and Chen, 1964a: 27, 34 • *Kalotermes inamurae* [sic]; distribution.
- Tsai and Chen, 1964b: 43 • *Kalotermes inamurae* [sic]; soldier described. China.
- Chhotani, 1975b: 118 • *Kalotermes inamurae*; distribution. Taiwan.
- Morimoto, 1975c: 49 • *Kalotermes inamurae* [sic]; listed; distribution.
- Gao and Lam, 1986: 81 • *Kalotermes inamurae* [sic]; checklist; distribution. China.
- Huang et al., 1989: 196 • *Kalotermes inamurae* [sic]; soldier described. Taiwan.
- Gao et al., 1992a: 35 • *Kalotermes inamurae* [sic]; checklist; distribution. Taiwan.
- Tho, 1992: 203 • *Kalotermes inamurae* [sic]; listed.
- Chung and Chen, 1994: 198 • *Kalotermes inamurae* [sic]; synonymy; distribution. Taiwan.

- Hua, 2000: 23 • *Kaloterme inamurae* [sic]; listed. Taiwan.
- Huang et al., 2000: 179–180 • *Kaloterme inamurae* [sic]; soldier described. Taiwan.
- Ahmad and Akhtar, 2002: 5 • *Kaloterme inamurae* [sic]; catalog. Taiwan.
- Li et al., 2009a: 759–765, figs. 1–4 • *Incisiterme inamurae* [sic]; imago, soldier described and figured; new combination; distribution. Taiwan.

🌐 DISTRIBUTION: Oriental Region—Taiwan.

Incisiterme incisus (Silvestri, 1901)

Caloterme incisus Silvestri, 1901: 2 (imago).

TYPE DATA: Syntypes: UZM imagoes, soldiers, nymphs [syntypes not present in Silvestri collection according to Emerson, who searched there, or at AMNH].

TYPE LOCALITY: Venezuela: St. Jean.

- Silvestri, 1903: 27–28, fig. 4, pl. 1: figs. 19, 20 • *Caloterme incisus*; imago, soldier described and figured. Venezuela.
- Desneux, 1904b: 23 • *Caloterme incisus*; reference list. “Middle America.”
- Holmgren, 1906: 667 • *Caloterme incisus*; distribution. Venezuela.
- Holmgren, 1911a: 53 • *Caloterme (Caloterme) incisus*; listed. “America.”
- Ramos, 1946: 12 • *Kaloterme incisus*; distribution. Mona Island.
- Snyder, 1949a: 16 • *Kaloterme incisus*; catalog. Mona Island; Venezuela; West Indies.
- Wolcott, 1950: 62 • *Kaloterme incisus*; distribution. Puerto Rico.
- Snyder, 1956b: 189, 192, 194, 195 • *Kaloterme incisus*; key; distribution. Barbados; Mona Island; St. Croix.
- Snyder, 1959a: 317, 319, 320 • *Kaloterme incisus*; key; distribution. Venezuela.
- Krishna, 1961: 356 • *Incisiterme incisus*; listed; new combination.
- Araujo, 1977c: 18 • *Incisiterme incisus*; catalog. Barbados; Mona Island; Puerto Rico; Santa Cruz; Venezuela.
- Darlington, 1992: 104–109 • *Incisiterme incisus*; distribution; ecology. Guadeloupe.
- Scheffrahn et al., 1994: 214, 215, 218, 219, 222, 223, 228, 229, 231 • *Incisiterme incisus*; distribution. Barbados; Dominica; Guadeloupe; Mona; Montserrat; Puerto Rico; Virgin Islands: Beef, Eustatia, Guana, Virgin Gorda.
- Collins et al., 1997: 66, 67, 72, 73 • *Incisiterme nr. incisus*; ecology; hydrocarbons; distribution. British Virgin Islands.
- Constantino, 1998b: 148 • *Incisiterme incisus*; catalog. Vene; Lesser Antilles: from Mona to Barbados; Venezuela.
- Fontes, 1998: 326 • *Incisiterme incisus*; catalog.
- Issa, 2000: 380 • *Incisiterme (Kaloterme) incisus*; checklist; distribution. Venezuela.
- Jones and Nalepa, 2002: 157, 160 • *Incisiterme nr. incisus*; distribution. Virgin Islands: St. John.
- Scheffrahn et al., 2003a: 185, 188, 190–191, figs. 17, 18, 24 • *Incisiterme incisus*; imago, soldier described; soldier, imago wing figured; keys to soldier and imago; distribution. Puerto Rico; St. Croix; St. John; St. Thomas.
- Scheffrahn et al., 2006: 474, fig. 3D • *Incisiterme incisus*; soldier figured; key; synonymy; distribution. Bahamas: Mayaguana; West Indies.

🌐 DISTRIBUTION: Neotropical Region—Bahamas; Barbados; Dominica; Guadeloupe; Guana; Mona; Montserrat; Puerto Rico; US and British Virgin Islands; Venezuela.

†*Incisitermes krishnai* Emerson, 1969

†*Incisitermes krishnai* Emerson, 1969: 46–52 (imago), fig. 12.

TYPE DATA: Holotype: MPUC No. 12613 imago (Oligocene-Miocene amber. Paratypes: MPUC No. 12945 imago.

TYPE LOCALITY: Mexico: Chiapas: Simojovel area [18°14'N, 92°40'W].

- Snyder, 1960: 493, pl. 70, fig. 3 • *Kaloterme nigritus* [misidentification]; imago figured. Mexico.
- Araujo, 1977c: 70 • *Incisitermes krishnai*; catalog. Mexico: Chiapas amber: Miocene-Oligocene.
- Poinar, 1992: 104, fig. 52 • *Incisitermes krishnai*; listed; imago figured; remarks. Mexican amber.
- Spahr, 1992: 30 • *Incisitermes krishnai*; synonymy; amber fossil.
- Nel and Paicheler, 1993: 122–123 • *Incisitermes krishnai*; type data; paleontology; distribution.
- Fontes and Vulcano, 1998: 279 • *Incisitermes krishnai*; fossil catalog. New World.
- Engel, 2004: 183 • *Incisitermes krishnai*; checklist. Mexican amber.
- Fontes and Vulcano, 2004: 350 • *Incisitermes krishnai*; fossil catalog. New World.
- Engel and Krishna, 2007d: 274–275, figs. 9–10, table 1 • *Incisitermes krishnai*; imago redescribed and figured.

🌐 DISTRIBUTION: Neotropical Region—Mexico: Chiapas.

✳️ FOSSIL RECORD: Cenozoic–Neogene: Miocene.

Incisitermes laterangularis Han, 1982

Incisitermes laterangularis Han, 1983: 200–202, 204 (imago, soldier), figs. 1–8.

TYPE DATA: Holotype: SIES ?soldier [no indication which caste is selected as the type].

TYPE LOCALITY: China: Zhejiang: Ninghai.

- Gao and Lam, 1986: 81 • *Incisitermes laterangularis*; checklist; distribution. China.
- Huang et al., 1989: 125–126, fig. 48 • *Incisitermes laterangularis*; imago, soldier described and figured. China: Zhejiang.
- Gao et al., 1992a: 35 • *Incisitermes laterangularis*; checklist; distribution. China: Zhejiang.
- Zhang et al., 1992: 596 • *Incisitermes laterangularis*; wing microsculpturing.
- Zhang et al., 1994b: 85 • *Incisitermes laterangularis*; wing microsculpturing.
- Hua, 2000: 23 • *Incisitermes laterangularis*; listed. China: Jiangsu, Zhejiang.
- Huang et al., 2000: 182 • *Incisitermes laterangularis*; synonymized with *minor* [treated as valid in this catalog until the identification of *minor* from China is confirmed].
- Ahmad and Akhtar, 2002: 9 • *Incisitermes laterangularis*; catalog. China.

🌐 Oriental Region—China: Jiangsu, Zhejiang.

Incisitermes marginipennis (Latreille, 1817)

Termes marginipenne Latreille, 1817: 111, pl. 39, fig. 8 (imago).

TYPE DATA: Lectotype: RIB imago.

LECTOTYPE DESIGNATION: Mathot, 1978: 59 [by selection of “holotype”].

TYPE LOCALITY: Mexico.

- Hagen, 1855: 291–292 • *Termes marginipenne*; discussion.
- Hagen, 1858c: 47–49, 242 • *Caloterme marginipennis*; imago described; synonymy; distribution; new combination. Mexico [California record = *minor*].
- Hagen, 1858b: 7 • *Caloterme marginipennis*; imago described; synonymy; distribution. Mexico [California record—*minor*].

- Hagen, 1861b: 2 • *Calotermes marginipennis*; imago described; synonymy; distribution. Mexico [California record = *minor*].
- Desneux, 1904b: 24 • *Calotermes marginipennis*; reference list; synonymy. Mexico; USA: California [error].
- Holmgren, 1911a: 53 • *Calotermes (Calotermes) marginipennis*; listed. “America.”
- Desneux, 1915: 6 • *Calotermes marginipennis*; locality. Mexico.
- Snyder, 1925j: 193 • *Kalotermes marginipennis*; listed. Panama.
- Light, 1933: 84, 85, 92–97, figs F–I • *Kalotermes (Kalotermes) marginipennis*; synonymy; imago, soldier described; soldier figured; key; systematic position; biology; protozoa; distribution. Mexico: Guadalajara, Socorro Island.
- Light, 1934j: 337, 338 • *Kalotermes (Kalotermes) marginipennis*; key; economic importance; distribution. Mexico.
- Light, 1934h: 268 • *Kalotermes marginipennis*; biology; distribution.
- Light, 1934f: 208, 209 • *Kalotermes (Kalotermes) marginipennis*; key; distribution. Mexico.
- Light, 1935: 234, 237 • *Kalotermes (Kalotermes) marginipennis*; synonymy; locality. Mexico: Socorro Island.
- Hill, 1942: 10 • *Termes marginipennis*; remarks.
- Kirby, 1945: 248, 254, 279, 296 • *Kalotermes marginipennis*; protozoa.
- Snyder, 1949a: 17 • *Kalotermes marginipennis*; catalog; reference list; synonymy. Guatemala; Mexico.
- Becker, 1953: 343 • *Calotermes marginipennis*; distribution.
- Krishna, 1961: 356, 396, 397 • *Incisitermes marginipennis*; listed; protozoa; new combination.
- Harris, 1961a: 154, 161 • *Kalotermes marginipennis*; damage; distribution.
- Nutting, 1970a: 1106 • *Incisitermes marginipennis*; colony size and composition. Mexico.
- Weesner, 1970: 490 • *Incisitermes marginipennis*; biology.
- Araujo, 1977c: 18 • *Incisitermes marginipennis*; catalog; synonymy. Guatemala; Mexico: Colima, Socorro; USA: introduced into New York.
- Mathot, 1978: 59 • *Kalotermes marginipennis*; collection catalog; types listed.
- Becker, 1980a: 91–105 • *Incisitermes marginipennis*; temperature and development.
- Nickle and Collins, 1990: 91, 97, 102–103, figs. 5A, B • *Incisitermes marginipennis*; key; soldier figured; characters; distribution. Mexico.
- Myles, 1997: 764 • *Incisitermes marginipennis*; proventricular armature.
- Constantino, 1998b: 149 • *Incisitermes marginipennis*; catalog; synonymy. Mexico; Guatemala.
- Fontes, 1998: 326 • *Incisitermes marginipennis*; catalog.
- Constantino, 1999a: figs. 24, 25 • *Incisitermes marginipennis*; soldier figured.
- Méndez-Montiel and Equihua-Martínez, 2001: 173–187 • *Incisitermes marginipennis*; checklist; diversity; distribution. Mexico.
- Constantino, 2002a: figs. 16–17 • *Incisitermes marginipennis*; soldier figured.

Termes mexicanus Walker, 1853: 528 (imago).

TYPE DATA: Holotype: BMNH imago.

TYPE LOCALITY: Mexico.

- Hagen, 1855: 291–292 • *Termes Mexicanus*; discussion.
- Hagen, 1858c: 47 • *Termes mexicanus*; synonymized with *marginipennis*.

Kalotermes montanus Snyder, 1922: 5–6 (imago), pl. 4: fig. 14.

TYPE DATA: Holotype: USNM 24563 winged imago. Paratypes: USNM winged mages, USNM winged imagoes.

TYPE LOCALITY: Mexico: Federal District.

- Light, 1933: 92–93 • *Kalotermes montanus*; synonymized with *marginipennis*.

Kaloterme tuberculifrons Snyder, 1922: 6–7 (soldier), pl. 1: fig. 1.

TYPE DATA: Holotype: USNM 24564 soldier.

TYPE LOCALITY: Mexico.

- Snyder, 1925e: 161 • *Kaloterme (Kaloterme) tuberculifrons*; soldier characters. Guatemala; Mexico.
- Light, 1933: 92–93 • *Kaloterme tuberculifrons*; synonymized with *marginipennis*.

🌐 DISTRIBUTION: Neotropical Region—Guatemala; Mexico; Panama.

Incisiterme marianus (Holmgren, 1912)

Kaloterme marianus Holmgren, 1912b: 281–282 (imago).

TYPE DATA: Syntypes: ZMB imagoes.

TYPE LOCALITY: Marianas Islands.

- Light, 1946: 9 • *Incisiterme marianus*; listed.
- Snyder, 1949a: 17 • *Kaloterme marianus*; catalog. Hawaii.
- Krishna, 1961: 356 • *Incisiterme marianus*; listed; new combination.
- Kevan and Vickery, 1998: 299 • *Incisiterme marianus*; distribution. Marianas Islands.

🌐 DISTRIBUTION: Papuan Region—Marianas Islands.

Incisiterme mcgregori (Light, 1921)

Kaloterme mcgregori Light, 1921b: 30–33 (soldier), fig. 1, pl. 1: figs. 1, 2.

TYPE DATA: Lectotype: FRI soldier. Paralectotypes: FRI soldier, pseudoworker, AMNH soldiers, nymphs, AMNH soldiers, nymphs [not type locality], NCIP soldier [incorrectly cited as paratype by Ruelle, 1975b].

LECTOTYPE DESIGNATION: Roonwal and Sen-Sarma, 1960: 128.

TYPE LOCALITY: Philippines: Luzon: Rizal Province: Culi Culi, near Manila.

- Light, 1930f: 21, 22–24, pl. 1: fig. 5, pl. 2: fig. 4, pl. 3: fig. 2, pl. 4: fig. 1, pl. 5: figs. 1, 2 • *Kaloterme mcgregori*; imago (previously unknown) described; key; imago forewing, soldier figured. Philippines.
- Snyder, 1949a: 18 • *Kaloterme mcgregori*; catalog. Philippines.
- Ahmad, 1958: 37, 38 • *Kaloterme mcgregori*; key.
- Roonwal and Sen-Sarma, 1960: 95, 97, 101, 102, 112, 116, 122–129, 255, 260, figs. 23, 24, pl. 24 • *Kaloterme mcgregori*; synonymy; key; imago, soldier, pseudoworker described and figured; distribution. Philippines.
- Krishna, 1961: 356 • *Incisiterme mcgregori*; listed; new combination.
- Snyder and Francia, 1962: 63, 68, 72 • *Kaloterme mcgregori*; key; distribution; biology. Philippines.
- Mathur and Thapa, 1962a: 14 • *Kaloterme mcgregoryi* [sic]; collection catalog. Philippines.
- Roonwal and Verma, 1973b: 390, 395 • *Incisiterme mcgregori*; comparisons.
- Chhotani, 1975b: 119 • *Incisiterme mcgregori*; distribution. Philippines.
- Morimoto, 1975c: 49 • *Incisiterme mcgregori*; listed; distribution.
- Ruelle, 1975b: 3 • *Incisiterme mcgregori*; types listed.
- Roonwal, 1977d: 33 • *Incisiterme mcgregori*; wing microsculpturing.
- Tho, 1992: 203 • *Incisiterme mcgregori*; listed.
- Ahmad and Akhtar, 2002: 9 • *Kaloterme mcgregori*; catalog. Philippines.

🌐 DISTRIBUTION: Oriental Region—Philippines.

Incisitermes milleri (Emerson, 1943)

Kalotermes milleri Emerson, 1943: 18–21 (imago, soldier), pl. 3: figs. 1–5.

TYPE DATA: Holotype: AMNH imago. Paratypes: AMNH imago, soldiers, nymphs, NCIP soldier, USNM soldiers, MCZ soldiers, FMNH soldiers, AMNH imagoes, soldiers, nymphs [three series from non-type localities].

TYPE LOCALITY: USA: Florida: Elliot Key.

- Emerson and Miller, 1943: 184, 186 • *Kalotermes milleri*; key. USA: Florida.
- Emerson and Miller, 1944: 109 • *Kalotermes bequaerti* [soldier only; imago misidentified].
- Kirby, 1944: 196 • *Kalotermes milleri*; protozoa.
- Miller and Miller, 1944: 101, 105 • *Kalotermes bequaerti* [misidentification]; biology; swarming. USA: Florida.
- Snyder, 1949a: 18 • *Kalotermes milleri*; catalog; reference list. Jamaica; USA: Florida.
- Miller, 1949b: 10, 11, 16, 17, fig. 7 • *Kalotermes milleri*; key; soldier figured; biology. Florida.
- Snyder, 1956b: 189, 193 • *Kalotermes milleri*; distribution. Jamaica.
- Krishna, 1961: 356, 398 • *Incisitermes milleri*; listed; protozoa; new combination.
- Weesner, 1965: 48, 50 • *Incisitermes milleri*; key; characters; distribution.
- Emerson, 1969: 50 • *Incisitermes milleri*; comparisons.
- Weesner, 1970: 490 • *Incisitermes milleri*; biology.
- Ruelle, 1975b: 3 • *Incisitermes milleri*; types listed.
- Araujo, 1977c: 18 • *Incisitermes milleri*; catalog. Jamaica; USA: Florida.
- Luykx and Syren, 1979: 197 • *Incisitermes milleri*; chromosomes; cytology.
- Scheffrahn et al., 1988a: 616, 619 • *Incisitermes milleri*; checklist; distribution. USA: Florida.
- Nickle and Collins, 1989: 271–284 • *Incisitermes milleri*; key; imago, soldier measurements and figures; chromosome number.
- Luykx et al., 1990: 385–399 • *Incisitermes milleri*; allozymes; chromosomes; cladistics [Mona Island record = *bequaerti* fide Scheffrahn et al., 2003a: 198].
- Clarke, 1994: 14 • *Incisitermes milleri*; checklist; distribution. Jamaica.
- Scheffrahn et al., 1994: 219, 221, 231 • *Incisitermes milleri*; distribution. Hispaniola: Dominican Republic; Jamaica.
- Scheffrahn and Su, 1994: 464, 471, figs. 16–17, 43 • *Incisitermes milleri*; key; soldier, imago forewing figured. USA: Florida.
- Myles, 1997: 764 • *Incisitermes milleri*; proventricular armature.
- Poole and Gentili, 1997: 494 • *Incisitermes milleri*; distribution. North America.
- Constantino, 1998b: 149 • *Incisitermes milleri*; catalog. Hispaniola; Jamaica; USA: Florida.
- Fontes, 1998: 326 • *Incisitermes milleri*; catalog.
- Scheffrahn et al., 2006: 474 • *Incisitermes milleri*; key; synonymy; distribution. Cayman Islands; Cuba; Hispaniola; Isle of Youth; Jamaica; USA: Florida.

🌐 DISTRIBUTION: Nearctic Region—USA: Florida. ♦ Neotropical Region—Cayman Islands; Cuba; Dominican Republic; Jamaica.

Incisitermes minor (Hagen, 1858)

Calotermes marginipennis minor Hagen, 1858c: 47–49 (imago).

TYPE DATA: Syntypes: MCZ No. 10546 imago [specimen labeled “Type,” but Hagen did not select a holotype].

TYPE LOCALITY: USA: California: San Diego.

- Hagen, 1858b: 7 • *Calotermes marginipennis minor*; listed.
- Hagen, 1860b: 100 • *Calotermes marginipennis* var. *minor*; listed.

- Banks and Snyder, 1920: 17, 26–28, 135, figs. 14–16, pl. 2: figs. 2, 20 • *Kaloterme minor*; imago, soldier described and figured; key; distribution [Banks]; biology [Snyder]. USA: Arizona, California.
- Snyder, 1926f: 396 • *Kaloterme minor*; locality. USA: Arizona.
- Light, 1929a: 4, figs. 2, 12 • *Kaloterme minor*; imago, soldier, nest figured.
- Light, 1929b: 67 • *Kaloterme minor*; locality. Mexico: Baja California.
- Light, 1933: 84, 85, 97–98 • *Kaloterme (Kaloterme) minor*; key; protozoa; distribution. Mexico.
- Hendee, 1933: 111–134 • *Kaloterme minor*; fungi.
- Hendee, 1934: 105–112 • *Kaloterme minor*; fungi.
- Light, 1934f: 207, 208, 209 • *Kaloterme (Kaloterme) minor*; key; distribution. USA: Arizona, California; Mexico.
- Light, 1934d: 130 • *Kaloterme (Kaloterme) minor*; distribution. USA: Arizona, California; Mexico.
- Light, 1934j: 337, 338 • *Kaloterme (Kaloterme) minor*; key; economic importance; distribution. Mexico.
- Light, 1934g: 210–233, figs. 67–75 • *Kaloterme minor*; biology; key; imago, soldier, worker figured; biology; swarming; distribution.
- Light, 1934c: figs. 27, 28, 29, 30 • *Kaloterme minor*; imago, soldier figured.
- Light, 1935: 234, 237 • *Kaloterme (Kaloterme) minor*; locality. Mexico: Baja California.
- Adamson, 1941: 412 • *Kaloterme minor*; listed.
- Kirby, 1945: 259, 294, 300, 302 • *Kaloterme minor*; protozoa.
- Light and Weesner, 1948: 54, 57–58 • *Kaloterme minor*; synonymy; swarming. USA: Arizona.
- Snyder, 1949a: 18 • *Kaloterme minor*; catalog; reference list; *Kaloterme arizonensis* treated as valid species. USA: Arizona, California, Washington, Utah.
- Krishna, 1961: 396, 397, 398 • *Incisiterme minor*; listed; protozoa; new combination.
- Harris, 1961a: 11, 155, 160, 167 • *Kaloterme minor*; life cycle; damage; distribution.
- Springhetti, 1964b: 213 • *Kaloterme minor*; seminal vesicles.
- Springhetti and Oddone, 1964: 146, 147, 148, 149, fig. 1 • *Kaloterme minor*; seminal vesicles.
- Weesner, 1965: 18, 20, 32, 51, 53, 54, 55, 57, 58, 59, 60, figs. 12, 17, 18 • *Incisiterme minor*; key; characters; imago, soldier figured; biology; distribution.
- Nutting, 1966a: 134, 135 • *Incisiterme minor*; colonizing flights.
- Gay, 1967: 8, 16, 46, fig. 2 • *Incisiterme minor*; imago, soldier described and figured; distribution; intercepted in USA: Arkansas, Iowa, Maryland, Ohio, Oklahoma, Texas.
- Emerson, 1969: 43, 44 • *Incisiterme minor*; synonymy.
- Nutting, 1970a: 1106 • *Incisiterme minor*; colony size and composition. USA: Arizona.
- Weesner, 1970: 488–489 • *Incisiterme minor*; biology.
- Benemann, 1973: 164–165 • *Kaloterme minor*; nitrogen fixation.
- Nishimoto, 1973: 16 • *Incisiterme minor*; distribution and introductions.
- Sen-Sarma, 1974: 441 • *Incisiterme minor*; ecology and biogeography.
- Araujo, 1977c: 18, 19 • *Incisiterme minor*; catalog; synonymy. USA: Arizona, California, Utah, Washington, introduced into Arkansas, Iowa, Louisiana, Maryland, New Jersey, Ohio, Oklahoma, Texas; Mexico.
- Kawamura, 1979: 22–27 • *Incisiterme minor*; imago figured; damage; introduced into Japan.
- Nutting, 1979b: 143 • *Incisiterme minor*; swarming period.
- Rust et al., 1979: 239–255 • *Incisiterme minor*; ecology; biology; distribution.
- Jarzembowski, 1980: 250 • *Incisiterme minor*; discussion.
- Han, 1983: 202–204, figs. 9–16 • *Incisiterme minor*; imago, soldier described and figured. China: Shanghai. Introduced in wood products—furniture and packing material—in 1959, 1960, 1966.
- Vickery, 1985: 81, 82, figs. 60, 61 • *Incisiterme minor*; key; characters; imago, soldier figured; biology; distribution.
- Gao and Lam, 1986: 81 • *Incisiterme minor*; checklist; distribution. China.
- Howell et al., 1987: 119, 121 • *Incisiterme minor*; distribution. USA: Texas.
- Jones et al., 1988: 94 • *Incisiterme minor*; biology; dispersal flight; sex ratios.

- Huang et al., 1989: 127, fig. 49 • *Incisitermes minor*; imago, soldier described and figured. China: Shanghai: introduced.
- Luykx et al., 1990: 385–399 • *Incisitermes minor*; allozymes; chromosomes; cladistics.
- Yamano, 1990: 111–113 • *Incisitermes minor*; distribution. Japan: Tokyo.
- Grace et al., 1991: 299–304 • *Incisitermes minor*; infestation; first record in Canada: Ontario.
- Gao et al., 1992a: 35 • *Incisitermes minor*; checklist; distribution. China: Jiangsu, Shanghai.
- Scheffrahn and Su, 1994: 464, 469, figs. 10–11, 35 • *Incisitermes minor*; key; soldier, imago forewing figured. USA: Florida.
- Takematsu, 1994b: 43, 45 • *Incisitermes minor*; distribution. Japan.
- Wheeler et al., 1996: 799–806 • *Incisitermes minor*; methane production.
- Myles, 1997: 764 • *Incisitermes minor*; proventricular armature.
- Poole and Gentili, 1997: 494 • *Incisitermes minor*; synonymy; distribution. North America.
- Sugimoto et al., 1997: 218 • *Incisitermes minor*; diet; methane emissions.
- Constantino, 1998b: 149 • *Incisitermes minor*; catalog; synonymy; *Incisitermes arizonensis* treated as a valid species. USA: from Washington to California, eastward to Utah and Arizona, introduced in Florida; Canada: introduced; NW Mexico.
- Fontes, 1998: 326 • *Incisitermes minor*; catalog; distribution. Canada: introduced.
- Keller, 1998: 241 • *Kaloterme minor*; queen life span.
- Cabrera and Rust, 1999: 244–249 • *Incisitermes minor*; trophallaxis; feeding.
- Takematsu, 1999c: 34, 35, fig. 2.2 • *Incisitermes minor*; gut described and figured [figure caption number different from text].
- Haverty et al., 2000a: 1167–1191 • *Incisitermes minor*; chemotaxonomy; cuticular hydrocarbons. Hawaiian Islands: introduced.
- Hua, 2000: 23 • *Incisitermes minor*; listed. China: Guangxi, Hainan, Hunan, Jiangsu, Sichuan, Yunnan, Zhejiang; America; Mexico; Japan.
- Huang et al., 2000: 182–184, fig. 53 • *Incisitermes minor*; imago, soldier described and figured. China [if identification correct, probably introduced].
- Messenger et al., 2000: 92–93 • *Incisitermes minor*; swarming; damage; distribution. USA: Louisiana.
- Shelton and Appel, 2000b: 1300–1307 • *Incisitermes minor*; respiration; carbon dioxide emission; water loss.
- Méndez-Montiel and Equihua-Martínez, 2001: 173–187 • *Incisitermes minor*; checklist; diversity; distribution. Mexico.
- Scheffrahn et al., 2001a: 109–113 • *Incisitermes minor*; distribution. USA: Georgia.
- Shelton and Appel, 2001a: 681–693 • *Incisitermes minor*; respiration; CO₂ release.
- Ahmad and Akhtar, 2002: 9 • *Incisitermes minor*; catalog. China.
- Gulmahamad, 2002: 595–603 • *Incisitermes minor*; survival; cannibalism; necrophagy.
- Messenger et al., 2002: 580–587 • *Incisitermes minor*; checklist; distribution. USA: Louisiana.
- Yasuda et al., 2003: 103–104, fig. 1 • *Incisitermes minor*; soldier figured; distribution. Japan: Okinawa Island.
- Brown (K.S.) et al., 2004: 1–9 • *Incisitermes minor*; distribution. USA: Oklahoma: introduced.
- Haverty et al., 2005: 2119–2151 • *Incisitermes minor*; fecal pellets; cuticular hydrocarbons; chemotaxonomy.
- Indrayani et al., 2006: 1249–1251 • *Incisitermes minor*; microsatellites markers.

Kaloterme arizonensis Snyder, 1926f: 393–394 (soldier), fig. 6: 1–3.

TYPE DATA: Holotype: USNM 28417 soldier.

TYPE LOCALITY: USA: Arizona: Copper Butte Canyon: Ray.

- Light, 1934f: 209 • *Kaloterme (Kaloterme) arizonensis*; key.
- Light, 1934d: 130 • *Kaloterme (Kaloterme) arizonensis*; distribution. USA: Arizona.
- Krishna, 1961: 356 • *Incisitermes arizonensis*; listed as valid; new combination.
- Weesner, 1965: 58, 59 • *Incisitermes arizonensis*; key; characters; distribution.

- Araujo, 1977c: 18, 19 • *Incisitermes arizonensis*; treated as valid; catalog; distribution. USA: Arizona.
- Emerson, 1969: 43, 44 • *Kaloterme arizonensis*; synonymized with *minor*.
- Bain and Jenkin, 1983: 368 • *Incisitermes arizonensis*; listed. New Zealand: interception.
- Poole and Gentili, 1997: 494 • *Incisitermes arizonensis*; treated as valid; distribution. North America.

Kaloterme minor varius Snyder, 1926f: 394, 397.

TYPE DATA: Holotype: USNM soldier [by monotypy].

TYPE LOCALITY: Arizona: Copper Butte Canyon: Ray.

- Light, 1934d: 130 • *Kaloterme (Kaloterme) minor* form *varius*; distribution. USA: Arizona.
- Araujo, 1977c: 19 • *Kaloterme minor* forma *varius*; synonymized with *minor*.

🌐🌐🌐 DISTRIBUTION: Nearctic Region—Mexico: Baja California, Sonora; USA: Arizona, California, Georgia, Iowa, Louisiana, Maryland, Nevada, New Jersey, New York, Oklahoma, Pennsylvania: introduced, Texas; Canada: Toronto: introduced. ♦ Papuan Region—Hawaii: introduced. ♦ Palaearctic Region—Japan: introduced. ♦ Oriental Region—China: introduced.

Incisitermes nigrinus (Snyder, 1946)

Kaloterme nigrinus Snyder, 1946: 158–159 (imago, soldier).

TYPE DATA: Syntypes: USNM No. 57718 imagoes, soldiers, nymphs, AMNH imago, soldier, nymph.

TYPE LOCALITY: Guatemala.

- Snyder, 1949a: 19 • *Kaloterme nigrinus*; catalog. Guatemala.
- Becker, 1953: 343 • *Caloterme nigrinus*; distribution.
- Krishna, 1961: 356 • *Incisitermes nigrinus*; listed; new combination.
- Gay, 1967: 8, 16 • *Incisitermes nigrinus*; distribution; intercepted in USA: California.
- Emerson, 1969: 46, 50, 51 • *Incisitermes nigrinus*; comparisons.
- Nishimoto, 1973: 16 • *Incisitermes nigrinus*; distribution and introductions.
- Araujo, 1977c: 19 • *Incisitermes nigrinus*; catalog. Guatemala.
- Burnham, 1978: 89 • *Kaloterme nigrinus*; listed.
- Nickle and Collins, 1990: 91, 97, 103, figs. 8C, D • *Incisitermes nigrinus*; key; characters; soldier figured; distribution. Mexico.
- Constantino, 1998b: 149 • *Incisitermes nigrinus*; catalog. Mexico to Guatemala.
- Fontes, 1998: 326 • *Incisitermes nigrinus*; catalog; distribution. Guatemala; Mexico.
- Méndez-Montiel and Equihua-Martínez, 2001: 173–187 • *Incisitermes nigrinus*; checklist; diversity; distribution. Mexico.
- Scheffrahn et al., 2005c: 550, table 1 • *Incisitermes nigrinus*; checklist; distribution. Nicaragua.

🌐 DISTRIBUTION: Nearctic Region—USA: California: intercepted. ♦ Neotropical Region—Guatemala; Mexico; Nicaragua.

Incisitermes pacificus (Banks, 1901)

Caloterme pacificus Banks, 1901: 545–546 (imago, soldier), fig. 57.

TYPE DATA: Syntypes: CAS imagoes, soldiers [destroyed during earthquake and fire in 1906; neotype should be selected from specimens in AMNH received from Banks (via Silvestri) or from specimens from Albemarle Island].

TYPE LOCALITY: Ecuador: Galápagos Islands: Albemarle Island and Narboro Island.

- Desneux, 1904b: 24 • *Calotermes pacificus*; reference list. Galápagos Islands.
- Holmgren, 1906: 667 • *Calotermes pacificus*; distribution. Galápagos.
- Light, 1935: 234, 237–239 • *Kalotermes (Kalotermes) pacificus*; comparisons; characters; locality. Ecuador: Galápagos Islands.
- Wheeler, 1936: 222, 234 • *Calotermes pacificus*; ant ecological relationships.
- Snyder, 1949a: 19 • *Kalotermes pacificus*; catalog. Ecuador: Galápagos Islands.
- Krishna, 1961: 356, 391 • *Incisitermes pacificus*; listed; protozoa; new combination.
- Linsley and Usinger, 1966: 126 • *Calotermes pacificus*; listed; distribution. Galápagos Islands: Albemarle, James, Narborough, South Seymour.
- Araujo, 1977c: 19 • *Incisitermes pacificus*; catalog. El Salvador; Galápagos.
- Constantino, 1998b: 149 • *Incisitermes pacificus*; catalog. El Salvador; Galápagos.

🌐 DISTRIBUTION: Neotropical Region—Galápagos Islands.

†*Incisitermes peritus* Engel and Krishna, 2007

†*Incisitermes peritus* Engel and Krishna, 2007d: 264–265 (imago), fig. 1, table 1.

TYPE DATA: Holotype: AMNH DR-8-340 imago. Paratypes: AMNH DR-10-1558, 1531, DR-2-22, PB-273 imagoes.

TYPE LOCALITY: Dominican Republic: specific locality not known.

🌐 DISTRIBUTION: Neotropical Region—Dominican Republic.

* FOSSIL RECORD: Cenozoic–Neogene: Miocene, Burdigalian.

Incisitermes platycephalus (Light, 1933)

Kalotermes (Kalotermes) platycephalus Light, 1933: 99–100 (soldier), pl. 7: figs. 1, 2, 4, 7, 9.

TYPE DATA: Syntypes: AMNH soldiers, nymphs [one soldier incorrectly labeled as “holotype”; Light did not designate a holotype], USNM soldier [incorrectly cited as “holotype” by Constantino, 1998b; no specimen of *platycephalus* in USNM].

TYPE LOCALITY: Mexico: Madrid, near Colima.

- Light, 1934j: 338 • *Kalotermes (Kalotermes) platycephalus*; distribution. Mexico.
- Krishna, 1961: 391 • *Incisitermes platycephalus*; listed; new combination.
- Nutting, 1970a: 1106 • *Incisitermes platycephalus*; colony size and composition. Mexico.
- Araujo, 1977c: 19 • *Incisitermes platycephalus*; catalog. Mexico.
- Nickle and Collins, 1990: 91, 97, 105, figs. 5C, 6E • *Incisitermes platycephalus*; key; characters; soldier figured; distribution. Mexico.
- Myles, 1997: 764 • *Incisitermes platycephalus*; proventricular armature.
- Constantino, 1998b: 149 • *Incisitermes platycephalus*; catalog. Mexico.
- Fontes, 1998: 327 • *Incisitermes platycephalus*; catalog; distribution. Mexico.
- Méndez-Montiel and Equihua-Martínez, 2001: 173–187 • *Incisitermes platycephalus*; checklist; diversity; distribution. Mexico.

🌐 DISTRIBUTION: Neotropical Region—Mexico.

Incisitermes repandus (Hill, 1926)

Calotermes (Calotermes) repandus Hill, 1926e: 297–298 (imago, soldier).

TYPE DATA: Lectotype: BMNH imago. Paralectotypes: BMNH imagoes, soldiers, AMNH imagoes, soldiers, NCIP soldier [incorrectly cited as paratype by Ruelle, 1975b].

LECTOTYPE DESIGNATION: Hill, 1927b: 9 [inadvertent selection by inference of “type” (= holotype) (ICZN, 1999, art. 74.6)].

TYPE LOCALITY: Samoa: Upolu Island: Apia.

- Hill, 1926d: 21 • *Calotermes (Calotermes) repandus*; cited as MS name; soldier measurements; locality. Fiji.
- Hill, 1927b: 6–9, figs. 5–9, pl. 1: figs. 3–4 • *Calotermes (Calotermes) repandus*; imago, soldier described and figured; locality. Samoan Islands.
- Hill, 1929: 96 • *Calotermes (Calotermes) repandus*; cited.
- Hill, 1933b: 38 • *Calotermes (Calotermes) repandus*; locality. Samoa.
- Lever, 1939a: 18 • *Kalotermes repandus*; locality. Fiji.
- Kirby, 1941: 33, 66 • *Kalotermes repandus*; protozoa.
- Hill, 1942: 42–44 • *Calotermes (Calotermes) repandus*; imago, soldier described and figured; synonymy; distribution; biology. Fiji; Samoa.
- Kirby, 1942b: 183, 191 • *Kalotermes repandus*; protozoa.
- Lever, 1942: 48 • *Kalotermes repandus*; locality. Fiji.
- Snyder, 1949a: 20 • *Kalotermes repandus*; catalog; reference list. Fiji; Samoa.
- Krishna, 1961: 356, 392, 393, 394, 395 • *Incisitermes repandus*; listed; protozoa; new combination.
- Bess, 1970: 471 • *Incisitermes repandus*; damage; distribution. Fiji.
- Ruelle, 1975b: 3 • *Incisitermes repandus*; types listed.
- Gay, 1976a: 395, 397 • *Incisitermes repandus*; listed; comparisons.
- De Baar, 1988: 110 • *Incisitermes repandus*; checklist. Fiji; Samoa; Torres Strait: Yorke Island.
- Watson and Abbey, 1993b: 25, fig. 30 • *Incisitermes repandus*; distribution map. Australia only.
- Kevan and Vickery, 1998: 299 • *Incisitermes repandus*; distribution. Marshall Islands.
- Watson et al., 1998: 180 • *Incisitermes repandus*; catalog; synonymy; distribution; ecology. Australia; SW Pacific Islands.

🌐 DISTRIBUTION: Australian Region—Australia: Queensland. ♦ Papuan Region—Central and SW Pacific Islands; Fiji; Marshall Islands; Samoa.

Incisitermes rhyzophorae Hernandez, 1994

Incisitermes rhyzophorae Hernández, 1994: 88–92 (soldier, imago), figs. 1–3.

TYPE DATA: Holotype: ACCU soldier. Paratypes: ACCU soldiers, imago.

TYPE LOCALITY: Cuba: Las Tunas: Cayo Sevilla.

- Constantino, 1998b: 149 • *Incisitermes rhyzophorae*; catalog. Cuba.
- Fontes, 1998: 327 • *Incisitermes rhyzophorae*; catalog.
- Cruz et al., 2004: 5 • *Incisitermes rhyzophorae*; checklist; distribution. Cuba [incorrectly cited as n. sp.].
- Scheffrahn et al., 2006: 474, fig. 3B • *Incisitermes rhyzophorae*; soldier figured; key; synonymy; distribution. Bahamas; Cuba.

🌐 DISTRIBUTION: Neotropical Region—Bahamas; Cuba.

Incisitermes schwarzi (Banks, 1919)

Kalotermes schwarzi Banks, 1919: 477–478 (imago, soldier) [Banks, 1920: 22 described *schwarzi* as a new species, giving localities and designating “Type winged adult and soldier,” and up to the present the date 1920 has been used by all authors. However, *Kalotermes schwarzi* was first mentioned by Banks, 1919 in a key, in which characters for the imago and soldier castes are given, which, according to ICZN, 1999, art. 12 constitutes a description. Therefore the correct date for this species is 1919. The series mentioned in the 1919 and 1920 papers are all

part of the type series (ICZN, 1999, art. 72.1.1. The localities mentioned in the 1919 paper—Cuba; Jamaica, Bog River; USA: “common in southern parts of Florida” (with no specific locality in Florida)—and the 1920 paper are the type localities. Since no type was designated in the 1919 or the 1920 paper, the specimens from these localities, probably present in the USNM or MCZ collections, are syntypes, and a lectotype will have to be designated from this series].

TYPE DATA: Syntypes: USNM No. 21856 imago, soldier (USA: Florida: Paradise Key), AMNH imago, soldier, nymph (USA: Florida; Paradise Key), USNM imagoes, soldiers (USA: Florida, Pensacola, Miami Beach, near Miami: 10 miles west in the Everglades), USNM soldiers (USA: Florida; Adam Key), USNM imagoes, soldiers (USA: Florida: Coconut Grove), USNM imagoes, soldiers (Cuba), USNM imagoes, soldiers (Jamaica: Bog River).

TYPE LOCALITIES: Cuba; Jamaica: Bog River; USA: Florida: Adam Key, Miami Beach, near Miami: 10 miles west in the Everglades, Paradise Key, Pensacola.

- Banks, 1920: 22–25, fig. 12 • *Kalotermes schwarzi*; imago, soldier described and figured; listed as a new species. Cuba; Florida.
- Barreto, 1923: 106, 107 • *Kalotermes schwarzi*; locality. Cuba.
- Snyder, 1929: 83 • *Kalotermes (Kalotermes) schwarzi*; key.
- Light, 1930d: pl. 8: fig. 3 • *Kalotermes schwarzi*; fossil fecal pellets. Seminole Pleistocene of Florida.
- Light, 1934d: 130 • *Kalotermes (Kalotermes) schwarzi*; distribution. USA: Florida; Mexico; West Indies.
- Light, 1934j: 338 • *Kalotermes (Kalotermes) schwarzi*; distribution. Mexico.
- Light, 1934f: 208, 209 • *Kalotermes (Kalotermes) schwarzi*; key.
- Snyder, 1934d: 271 • *Kalotermes (Kalotermes) schwarzi*; swarming; distribution.
- Emerson and Miller, 1943: 184, 186 • *Kalotermes schwarzi*; key. USA: Florida.
- Emerson and Miller, 1944: 108, 109 • *Kalotermes schwarzi*; key. USA: Florida.
- Kirby, 1944: 196, 239 • *Kalotermes schwarzi*; protozoa.
- Miller and Miller, 1944: 102, 105 • *Kalotermes schwarzi*; biology; swarming. USA: Florida.
- Snyder, 1949a: 20 • *Kalotermes schwarzi*; catalog; reference list. Cuba; Jamaica; USA: Florida; West Indies.
- Miller, 1949b: 10, 11, 17, figs. 5, 6 • *Kalotermes schwarzi*; key; soldier figured; biology. Florida.
- Snyder, 1956b: 189, 192, 193, 197, 199 • *Kalotermes schwarzi*; key; distribution. Bahamas: Nassau; New Providence; Cuba; Jamaica.
- Collins, 1959: 341, 345, 346, 347, 348, 351 • *Kalotermes schwarzi*; ecology.
- Krishna, 1961: 353–356, 398, figs. 45–49 • *Incisitermes schwarzi*; listed; imago, soldier figured; protozoa; new combination.
- Harris, 1961a: 155, 161 • *Kalotermes schwarzi*; damage; distribution.
- Springhetti, 1964b: 213 • *Kalotermes schwarzi*; seminal vesicles.
- Springhetti and Oddone, 1964: 146, 148, 149, 151, 152, 153, figs. 3, 8, 10 • *Kalotermes schwarzi*; seminal vesicles.
- Weesner, 1965: 47, 48, 50, fig. 16B • *Incisitermes schwarzi*; key; characters; soldier figured; biology; distribution.
- Emerson, 1969: 43, 44, 48, 50 • *Incisitermes schwarzi*; comparisons.
- Weesner, 1970: 490 • *Incisitermes schwarzi*; biology.
- Roonwal, 1975a: 44 • *Incisitermes schwarzi*; egg size ratio.
- Araujo, 1977c: 19 • *Incisitermes schwarzi*; catalog. Bahamas; Cuba; Haiti; Jamaica; Mexico; Puerto Rico; USA: Florida; [Puerto Rico record = *incisus* or *bequaerti* fide Scheffrahn et al., 2003a: 198].
- Syren and Luykx, 1977: 167–168 • *Incisitermes schwarzi*; chromosomes; cytology.
- Noirot et al., 1978: 503–505 • *Incisitermes schwarzi*; cuticle; rectal pads.
- Vincke and Tilquin, 1978a: 152, table 1 • *Incisitermes schwarzi*; chromosome number.
- Luykx and Syren, 1979: 192–196 • *Incisitermes schwarzi*; chromosomes; cytology.

- Luykx and Syren, 1981b: 819–820 • *Incisitermes schwarzi*; chromosomes; translocation; cytology.
- Luykx, 1981: 315–320 • *Incisitermes schwarzi*; chromosomes; translocation; cytology.
- Odelson and Breznak, 1983: 1602–1613 • *Incisitermes schwarzi*; gut microbiota; fermentation; acetogenesis.
- Luykx, 1985: 17–25 • *Incisitermes schwarzi*; chromosomes; genetic relatedness; inbreeding.
- Santos and Luykx, 1985: 729–740 • *Incisitermes schwarzi*; allozymes; chromosomes.
- Luykx, 1986: 221–248 • *Incisitermes schwarzi*; life cycle; caste and sex ratios; inbreeding; chromosomes.
- Luykx et al., 1986b: 351–362 • *Incisitermes schwarzi*; caste distribution within colonies.
- Luykx et al., 1986a: 406–421 • *Incisitermes schwarzi*; sex ratios; eusociality; genetic relatedness.
- Hahn and Stuart, 1987: 83–92 • *Incisitermes schwarzi*; sociality; relatedness; chromosomal translocation.
- Luykx, 1987: 319–325 • *Incisitermes schwarzi*; chromosomes; translocation; cytology.
- Jones et al., 1988: 94–95 • *Incisitermes schwarzi*; biology; dispersal flight; sex ratios.
- Scheffrahn et al., 1988a: 616, 619 • *Incisitermes schwarzi*; checklist; distribution. USA: Florida.
- Nickle and Collins, 1989: 271–284 • *Incisitermes schwarzi*; key; imago, soldier measurements, figures; chromosome number.
- Luykx et al., 1990: 385–399 • *Incisitermes schwarzi*; allozymes; chromosomes; cladistics.
- Fontana, 1991: 16 • *Incisitermes schwarzi*; chromosomes.
- Luykx, 1993b: 185–191 • *Incisitermes schwarzi*; allozymes; chromosomes; genetics.
- Luykx, 1993a: 191–205 • *Incisitermes schwarzi*; allozymes; chromosomes; genetics.
- Clarke, 1994: 14 • *Incisitermes schwarzi*; checklist; distribution. Jamaica.
- Scheffrahn and Su, 1994: 465, 471, figs. 20–21, 45 • *Incisitermes schwarzi*; key; soldier, imago forewing figured. USA: Florida.
- Scheffrahn et al., 1994: 215, 217, 231 • *Incisitermes schwarzi*; distribution. Bahamas; Cuba; Jamaica; Puerto Rico.
- Wheeler et al., 1996: 799–806 • *Incisitermes schwarzi*; methane production.
- Myles, 1997: 764 • *Incisitermes schwarzi*; proventricular armature.
- Poole and Gentili, 1997: 494 • *Incisitermes schwarzi*; distribution. North America.
- Constantino, 1998b: 149 • *Incisitermes schwarzi*; catalog. Bahamas; Greater Antilles; Mexico; USA: Florida.
- Fontes, 1998: 327 • *Incisitermes schwarzi*; catalog.
- Méndez-Montiel and Equihua-Martínez, 2001: 173–187 • *Incisitermes schwarzi*; checklist; diversity; distribution. Mexico.
- Cruz et al., 2004: 5 • *Incisitermes schwarzi*; checklist; distribution. Cuba.
- Scheffrahn et al., 2006: 474–475, fig. 3C • *Incisitermes schwarzi*; soldier figured; key; synonymy; distribution. Bahamas; Cuba; Hispaniola; Jamaica; USA: Florida.
- Engel et al., 2009: 22, 24, 25, figs. 3, 4 • *Incisitermes schwarzi*; character-state coding; phylogeny.

🌐 DISTRIBUTION: Nearctic Region—USA: Florida. ♦ Neotropical Region—Bahamas; Cuba; Jamaica; Mexico: Yucatan.

Incisitermes seeversi (Snyder and Emerson, 1949)

Kalotermes seeversi Snyder and Emerson, 1949a: 20 [*nom. nov.* for *Kalotermes perparvus* Light, 1933].

- Snyder, 1949a: 20 • *Kalotermes seeversi*; catalog. Mexico.
- Krishna, 1961: 356 • *Incisitermes seeversi*; listed; new combination.
- Emerson, 1969: 50 • *Incisitermes seeversi*; comparisons.
- Araujo, 1977c: 19 • *Incisitermes seeversi*; catalog. Mexico.
- Constantino, 1998b: 150 • *Incisitermes seeversi*; catalog. Mexico.
- Méndez-Montiel and Equihua-Martínez, 2001: 173–187 • *Incisitermes seeversi*; checklist; diversity; distribution. Mexico.

Kalotermes (Kalotermes) perparvus Light, 1933: 98–99 (imago) [junior homonym of *Kalotermes (Glyptotermes) perparvus* Emerson, 1925].

TYPE DATA: Syntypes: CAS imago [one soldier incorrectly labeled as “holotype”; Light did not designate a holotype], AMNH imago [USNM imago incorrectly cited as “holotype” by Constantino, 1998b; no specimen of *perparvus* in USNM].

TYPE LOCALITY: Mexico: Maria Madre Island.

- Light, 1934j: 338 • *Kalotermes (Kalotermes) perparvus*; distribution. Mexico.
- Méndez-Montiel and Equihua-Martínez, 2001: 186 • *Incisitermes perparvus*; checklist; diversity; distribution. Mexico [mistakenly cited as separate species].

🌐 DISTRIBUTION: Neotropical Region—Mexico: Tres Marias Islands.

Incisitermes semilunaris (Holmgren and Holmgren, 1915)

Calotermes (Neotermes) semilunaris Holmgren and Holmgren, 1915: 88 (soldier).

TYPE DATA: Syntypes: NHMB soldiers, AMNH soldier, nymph.

TYPE LOCALITY: New Caledonia: Loyalty Islands: Ouvéa.

- Hill, 1942: 63 • *Calotermes (Neotermes) semilunaris*; soldier described; synonymy; distribution. Loyalty Islands.
- Snyder, 1949a: 32 • *Neotermes semilunaris*; catalog; new combination. Loyalty Islands.
- Krishna, 1961: 356, 357 • *Incisitermes semilunaris*; listed; new combination.
- Gay, 1976a: 395 • *Incisitermes semilunaris*; cited.

🌐 DISTRIBUTION: Papuan Region—New Caledonia: Loyalty Islands.

Incisitermes snyderi (Light, 1933)

Kalotermes (Kalotermes) snyderi Light, 1933: 97. Light, 1933 did not describe or illustrate this species, but gave a new name for specimens incorrectly identified as *marginipennis* in four prior papers, cited only as bibliographic references: Banks, 1918 [in part], Banks and Snyder, 1920 [in part]; Snyder, 1924i, and Snyder, 1926b. [The Central American part of Banks, 1918 and Banks and Snyder’s, 1920 “*marginipennis*” are *tabogae*, not *snyderi*. In the AMNH, imagoes and soldiers from Banks’ original collection are present, all from Texas. Some of them were designated as “topotypes” by Snyder. A soldier from Brownsville is designated in this present catalog by Krishna as lectotype. The type series comprises all the material cited by Banks, 1918 (except Central America = *tabogae*) and Banks and Snyder, 1920. The references cited in Banks and Snyder, 1920 for localities in Mexico, Central America, and Hawaii are not *snyderi*, nor does the material in them comprise part of the type series of *snyderi*. Citations of Central America and Mexico in the *snyderi* distribution list of Light, 1933: 97 were erroneously copied from Banks and Snyder, 1920 and are not based on actual specimens examined by Banks, Snyder, or Light].

TYPE DATA: Lectotype: AMNH soldier. Paralectotypes: AMNH soldiers, USNM soldiers, AMNH imagoes, soldiers [three series from non-type localities], USNM imagoes, soldiers [several series from non-type localities].

LECTOTYPE DESIGNATION: Krishna et al., this work: **lectotype selected**. [The reference by Constantino, 1998b: 150 to the holotype of *snyderi* at USNM is in error; also not a valid selection of lectotype by inference because no specimen labeled as “Holotype” is present in

USNM and further the type locality is not specific to one of the localities cited by Banks, 1918, or Banks and Snyder, 1920].

TYPE LOCALITY: USA: Texas: Cameron County: Brownsville: Fort Brown.

- Schwarz, 1896: 41 • *Kaloterme marginicollis* [sic]; swarming; distribution. Texas.
- Banks, 1918: 659 • *Kaloterme marginipennis*; locality. USA: Texas [not Taboga Island].
- Banks and Snyder, 1920: 20–22, 131–132, figs. 9–10 • *Kaloterme marginipennis*; imago, soldier described and figured; key; distribution [Banks]; biology [Snyder]. USA: Florida, Georgia, Texas [not Panama, Mexico or Hawaii records].
- Snyder, 1924i: 5, 6 • *Kaloterme marginipennis*; comparisons.
- Snyder, 1934b: 97 • *Kaloterme (Kaloterme) snyderi*; locality. Costa Rica.
- Light, 1934j: 337, 338 • *Kaloterme (Kaloterme) snyderi*; key; economic importance; distribution. Mexico.
- Light, 1934d: 130 • *Kaloterme (Kaloterme) snyderi*; distribution. USA: Florida, Georgia, Louisiana, Mississippi, South Carolina, Texas; Mexico; Central America.
- Light, 1934f: 207, 208, 209 • *Kaloterme (Kaloterme) snyderi*; key; distribution. Central America; Mexico; USA.
- Snyder, 1934d: 269, 271 • *Kaloterme (Kaloterme) snyderi*; swarming; distribution.
- Snyder, 1936: 27 • *Kaloterme snyderi*; remarks.
- Wolcott, 1939: 24, fig. 13 • *Kaloterme marginipennis*; soldier figured.
- Wolcott, 1941: 41 • *Kaloterme (Kaloterme) snyderi*; distribution. Mona Island.
- Emerson and Miller, 1943: 184, 186 • *Kaloterme snyderi*; key. USA: Florida.
- Emerson and Miller, 1944: 108, 109 • *Kaloterme snyderi*; key. USA: Florida.
- Miller and Miller, 1944: 102, 105 • *Kaloterme snyderi*; biology; swarming. USA: Florida.
- Martorell, 1945: 91, 110, 148, 358, 359 • *Kaloterme (Kaloterme) snyderi*; biology; distribution. Mona Island; less common in Puerto Rico [Puerto Rico record = *incisus* or *bequaerti* fide Scheffrahn et al., 2003a: 198].
- Ramos, 1946: 12 • *Kaloterme snyderi*; damage; distribution. Mona Island [Mona Island record = *incisus* or *bequaerti* fide Scheffrahn et al., 2003a: 198].
- Snyder, 1949a: 20 • *Kaloterme snyderi*; catalog; reference list. USA: Florida, Georgia, Texas; West Indies.
- Miller, 1949b: 10, 11, 17–18, fig. 9 • *Kaloterme snyderi*; key; soldier figured; biology. USA: Florida.
- Wolcott, 1950: 62 • *Kaloterme (Kaloterme) snyderi*; biology; distribution. Mona Island.
- Snyder, 1956b: 189, 191, 192, 194, 195, 198, 199 • *Kaloterme snyderi*; key; distribution. Bahamas: Bimini; Bermuda; Cuba; Mona Island; Puerto Rico; St. Croix [St. Croix record = *incisus* fide Scheffrahn et al., 2003a: 198].
- Collins, 1959: 341, 345, 346, 347, 348, 350, 351 • *Kaloterme snyderi*; ecology.
- Krishna, 1961: 357 • *Incisiterme snyderi*; listed; new combination.
- Harris, 1961a: 113, 155, 161 • *Kaloterme snyderi*; damage; distribution.
- Springhetti and Oddone, 1964: 146, 148, 149, 151, 152, figs. 2, 7 • *Kaloterme snyderi*; seminal vesicles.
- Springhetti, 1964b: 213 • *Kaloterme snyderi*; seminal vesicles.
- Weesner, 1965: 32, 46, 47, 48, 50, 52, 57, 58, 59, 60, figs. 16G, 16H, 18C • *Incisiterme snyderi*; key; characters; imago, soldier figured; biology; swarming; distribution.
- Araujo, 1970d: 541 • *Incisiterme snyderi*; biology; distribution.
- Weesner, 1970: 489–490, 491 • *Incisiterme snyderi*; biology.
- Araujo, 1977c: 19 • *Incisiterme snyderi*; catalog. Bahamas; Bermuda; Cuba; Mexico; Mona Island; Santa Cruz [Virgin Islands]; USA: Florida, Georgia, Louisiana, South Carolina, Texas.
- Luykx and Syren, 1979: 197 • *Incisiterme snyderi*; chromosomes; cytology.
- Kevan, 1980: 5, 60–64, fig. 15 • *Incisiterme snyderi*; reference list; soldier figured; localities. Bermuda.
- Howell et al., 1987: 119, 121 • *Incisiterme snyderi*; distribution. USA: Texas.
- Jones et al., 1988: 95–96 • *Kaloterme snyderi*; biology; dispersal flight; sex ratios.

- Scheffrahn et al., 1988a: 616, 619, 620, 624 • *Incisitermes snyderi*; checklist; swarming; pest; distribution. USA: Florida.
- Nickle and Collins, 1989: 271–284, figs. 2, 3 • *Incisitermes snyderi*; key; imago, soldier measurements and figures; chromosome number.
- Luykx et al., 1990: 385–399 • *Incisitermes snyderi*; allozymes; chromosomes; cladistics.
- Scheffrahn et al., 1990: 622, 623, 624 • *Incisitermes snyderi*; pest; distribution. [Turks and Caicos Islands incorrect fide Scheffrahn et al., 2006: 475].
- Nickle and Collins, 1992: 208, 220, figs. 13.49, 13.50 • *Incisitermes snyderi*; key; soldier figured; distribution. Panama.
- Scheffrahn et al., 1994: 214, 215, 217, 222, 223, 226, 227, 228, 229, 231 • *Incisitermes snyderi*; distribution. Bahamas; Bermuda [Cuba; Mona; Turks and Caicos Islands; Virgin Islands incorrect fide Scheffrahn 2006: 475].
- Scheffrahn and Su, 1994: 464, 471, figs. 18–19 • *Incisitermes snyderi*; key; soldier, imago forewing figured. USA: Florida.
- Kambhampati et al., 1996: 38–40, figs. 1, 2 • *Incisitermes snyderi*; phylogeny based on DNA of m16S rRNA sequence data.
- Wheeler et al., 1996: 799–806 • *Incisitermes snyderi*; methane production.
- Collins et al., 1997: 66, 67, 72, 73 • *Incisitermes* nr. *snyderi*; ecology; hydrocarbons; distribution. British Virgin Islands.
- Myles, 1997: 764 • *Incisitermes snyderi*; proventricular armature.
- Poole and Gentili, 1997: 494 • *Incisitermes snyderi*; distribution. North America.
- Constantino, 1998b: 150 • *Incisitermes snyderi*; catalog. Antilles: from Cuba to Virgin Islands; Bahamas; Bermuda; east coast of Mexico to Panama; USA: Southeast, from Texas to Florida and South Carolina.
- Fontes, 1998: 327 • *Incisitermes snyderi*; catalog; distribution. Panama.
- Méndez-Montiel and Equihua-Martínez, 2001: 173–187 • *Incisitermes snyderi*; checklist; diversity; distribution. Mexico.
- Scheffrahn et al., 2001a: 109–113 • *Incisitermes snyderi*; distribution. USA: Georgia.
- Messenger et al., 2002: 580–581 • *Incisitermes snyderi*; checklist; distribution. USA: Louisiana.
- Cruz et al., 2004: 5 • *Incisitermes snyderi*; checklist; distribution. Cuba.
- Scheffrahn et al., 2006: 475 • *Incisitermes snyderi*; key; synonymy; distribution. Bahamas; USA: southeastern states.

🌐 DISTRIBUTION: Nearctic Region—USA: Florida, Georgia, Louisiana, Mississippi, South Carolina, Texas; Neotropical Region—Bahamas; Bermuda; Costa Rica; Cuba; Mexico, Mona Island; Panama.

Incisitermes solidus (Hagen, 1858)

Calotermes solidus Hagen, 1858c: 70–71 (imago).

TYPE DATA: Holotype: BMNH imago (holotype by monotypy).

TYPE LOCALITY: “Vaterland unbekannt.”

- Walker, 1853: 507 • *Termes ochraceus* [misidentification]: imago described.
- Hagen, 1858b: 10–11 • *Calotermes solidus*; imago described, measured; synonymy; distribution. Locality unknown.
- Desneux, 1904b: 24 • *Calotermes solidus*; reference list. Locality unknown.
- Holmgren, 1911d: 550 • *Calotermes* (*Cryptotermes*) *solidus*; listed.
- Holmgren, 1911a: 55 • *Calotermes* ?(*Cryptotermes*) *solidus*; listed.
- Hegg, 1922: 682 • *Calotermes* (*Cryptotermes*) *solidus*; reference list; distribution.
- Snyder, 1949a: 44 • *Cryptotermes solidus*; catalog; reference list; new combination. Habitat unknown.
- Krishna, 1961: 382 • *Cryptotermes solidus*; listed.
- Emerson, 1969: 44 • *Incisitermes solidus*; remarks; new combination.

❓ DISTRIBUTION: Unknown locality.

Incisitermes tabogae (Snyder, 1924)***Kaloterme*s *tabogae*** Snyder, 1924i: 4–5 (imago).

TYPE DATA: Holotype: USNM No. 25691 imago. Paratype: AMNH imago.

TYPE LOCALITY: Panama: Taboga Island.

- Dudley, 1889c: 86, 87 • *Kaloterme*s *marginipennis*; biology. Panama.
- Dudley, 1889a: 59 • *Kaloterme*s *marginipennis*; biology.
- Dudley, 1889b: 111–113 • *Kaloterme*s *marginipennis*; biology. Panama.
- Dudley, 1890a: 102–106 • *Kaloterme*s *marginipennis*; biology. Panama.
- Dudley, 1890b: 161, 167, 168, 171, 173, 174, 175, 178, 179 • *Kaloterme*s *marginipennis*; biology. Panama.
- Banks, 1918: 659 • *Kaloterme*s *marginipennis* [misidentification]; locality. Panama.
- Snyder and Zetek, 1924: 3, 5 • *Kaloterme*s (*Kaloterme*s) *tabogae*; locality; biology. Panama.
- Dietz and Snyder, 1924: 281, 283 • *Kaloterme*s *marginipennis* [misidentification]; locality; swarming. Panama: Taboga Island.
- Snyder, 1925j: 193 • *Kaloterme*s *tabogae*; listed. Panama.
- Snyder, 1926b: 8 • *Kaloterme*s (*Kaloterme*s) *tabogae*; soldier (previously unknown) described. Panama: Taboga Island.
- Kirby, 1932: 398, 446 • *Kaloterme*s (*Kaloterme*s) *tabogae*; protozoa.
- Light, 1935: 237 • *Kaloterme*s (*Kaloterme*s) *pacificus*; listed.
- Hare, 1937: 467, pl. 7: fig. 11 • *Kaloterme*s (*Kaloterme*s) *tabogae*; imago/worker, soldier mandibles measurements and figures.
- Kirby, 1944: 201, 239 • *Kaloterme*s *tabogae*; protozoa.
- Snyder, 1949a: 21 • *Kaloterme*s *tabogae*; catalog; reference list. Panama.
- Harris, 1959a: 181 • *Kaloterme*s *tabogae*; damage; locality. Belize.
- Krishna, 1961: 357, 391, 397, 399 • *Incisiterme*s *tabogae*; listed; protozoa; new combination.
- Araujo, 1977c: 19 • *Incisiterme*s *tabogae*; catalog. Belize; Panama.
- Jarzembowski, 1980: 250, fig. 24 • *Incisiterme*s *tabogae*; discussion; imago wing figured.
- Darlington, 1992: 104–109 • *Incisiterme*s *tabogae*; distribution; ecology. Guadeloupe.
- Nickle and Collins, 1992: 208, 220, figs. 13.47, 13.48 • *Incisiterme*s *tabogae*; key; soldier figured; distribution. Panama.
- Scheffrahn et al., 1994: 216, 218, 219, 221, 231 • *Incisiterme*s *tabogae*; distribution. Cayman Islands; Dominica; Guadeloupe; Martinique.
- Constantino, 1998b: 150 • *Incisiterme*s *tabogae*; catalog. Belize; Cayman Islands; Dominica; Guadeloupe; Martinique; Panama.
- Fontes, 1998: 327 • *Incisiterme*s *tabogae*; catalog.
- Shelton and Appel, 2001a: 681–693 • *Incisiterme*s *tabogae*; respiration; CO₂ release.
- Scheffrahn et al., 2003b: 33–38 • *Incisiterme*s *tabogae*; distribution. Trinidad.
- Scheffrahn et al., 2005c: 550, table 1 • *Incisiterme*s *tabogae*; checklist; distribution. Nicaragua.

🌐 DISTRIBUTION: Neotropical Region—Belize; Cayman Islands; Dominica; Guadeloupe; Honduras; Martinique; Nicaragua; Panama; Trinidad.

Incisiterme*s *taylori (Light, 1930)***Kaloterme*s *taylori*** Light, 1930f: 24–26 (imago, soldier), pl. 3: fig. 3, pl. 4: fig. 4, pl. 5: figs. 7, 13.

TYPE DATA: Lectotype: AMNH soldier. Paralectotypes: FRI soldier, pseudoworkers, AMNH soldiers, nymphs.

LECTOTYPE DESIGNATION: Roonwal and Sen-Sarma, 1960: 137 [no holotype designated by Light].

TYPE LOCALITY: Philippines: Mindanao: Zamboanga, Santa Cruz.

- Snyder, 1949a: 21 • *Kaloterme s taylori*; catalog. Philippines.
- Ahmad, 1958: 38 • *Kaloterme s taylori*; key.
- Roonwal and Sen-Sarma, 1960: 101, 102, 134–137, 255, 260, pl. 27 • *Kaloterme s taylori*; synonymy; key; soldier, nymphs described and figured; distribution. Philippines.
- Krishna, 1961: 357 • *Incisiterme s taylori*; listed; new combination.
- Snyder and Francia, 1962: 63, 68, 72 • *Kaloterme s taylori*; key; distribution; biology. Philippines.
- Mathur and Thapa, 1962a: 14 • *Kaloterme s taylori*; collection catalog. Philippines.
- Roonwal and Verma, 1973b: 390, 395 • *Incisiterme s taylori*; comparisons.
- Chhotani, 1975b: 119 • *Incisiterme s taylori*; distribution. Philippines.
- Morimoto, 1975c: 49 • *Incisiterme s taylori*; listed; distribution.
- Tho, 1992: 203 • *Incisiterme s taylori*; listed.
- Ahmad and Akhtar, 2002: 9 • *Kaloterme s taylori*; catalog. Philippines.

🌐 DISTRIBUTION: Oriental Region—Philippines: Mindanao.

†*Kachiniterme s* Engel, Grimaldi, and Krishna, 2007

†*Kachiniterme s* Engel et al., 2007a: 26–27.

TYPE SPECIES: *Hodoterme s tristus* Cockerell, 1917 by original designation.

▲ 1 fossil species.

🌐 DISTRIBUTION: Oriental Region.

†*Kachiniterme s tristis* (Cockerell, 1917)

†*Hodoterme s tristis* Cockerell, 1917a: 329 (imago), fig. 10.

TYPE DATA: Holotype: BMNH No. In. 19103 imago (ex amber).

TYPE LOCALITY: Myanmar [Burma]: near Maingkwan.

- Fletcher, 1920: 988, pl. 166, fig. 24 • *Hodoterme s tristis*; cited; figured.
- Emerson, 1933b: 190 • *Hodoterme s tristis*; remarks; systematic position doubtful. Burmese amber.
- Armbruster, 1941: 40–41 • *Hodoterme s tristis* (also as *Rhinoterme s?*); discussion.
- Lal and Menon, 1953: 4 • *Hodoterme s tristis*; catalog; reference list. Myanmar.
- Williams, 1968: 549–550, fig. 4 • *Kaloterme s tristis*; imago holotype described and figured; synonymy.
- Emerson, 1969: 35–36 • *Kaloterme s tristis*; imago described; synonymy; paleontology; locality. Myanmar: Miocene [now dated as Cretaceous].
- Burnham, 1978: 89 • *Kaloterme s tristis*; listed.
- Schlüter, 1978: 55 • *Kaloterme s tristis*; discussion.
- Poinar, 1992: 104 • *Kaloterme s tristis*; listed. Burmese amber.
- Spahr, 1992: 30 • *Kaloterme s tristis*; synonymy; amber fossil.
- Nel and Paicheler, 1993: 120 • *Kaloterme s tristis*; type data; paleontology; distribution.
- Grimaldi et al., 2002: 35 • *Kaloterme s tristis*; listed; paleontology; distribution.
- Engel et al., 2007a: 27 • *Kachiniterme s tristis*; imago wing described; synonymy; paleontology; locality; new combination. Myanmar.

🌐 DISTRIBUTION: Oriental Region—Myanmar [= Burma].

✳ FOSซิล RECORD: Mesozoic–Cretaceous, Early: Albian.

†*Kachinitermopsis* Engel and Delclòs, 2010

†*Kachinitermopsis* Engel and Delclòs, 2010: 128.

TYPE SPECIES: *Kalotermes burmensis* Poinar, 2009 by original designation.

▲ 1 fossil species.

🌐 DISTRIBUTION: Oriental Region.

†*Kachinitermopsis burmensis* (Poinar, 2009)

†*Kalotermes burmensis* Poinar, 2009: 2–3 (imago), figs. 1–6.

TYPE DATA: Holotype: OSUC B-1-2 imago.

TYPE LOCALITY: Myanmar: Kachin State: Hukawng Valley, southwest of Maingkwan.

🌐 DISTRIBUTION: Oriental Region—Myanmar [= Burma].

* FOSSIL RECORD: Mesozoic–Cretaceous, Early.

Kalotermes Hagen, 1853

Kalotermes Hagen, 1853: 479, 480.

TYPE SPECIES: *Termes flavicolle* Fabricius, 1793 by subsequent designation; see Wasmann, 1897b: 150 [designated as type species of *Calotermes* Hagen, 1858 (an unjustified emendation of *Kalotermes* Hagen, 1853. This designation is invalid since it was not an originally included species). ICZN, 2002: 209: All previous designations of type species set aside and *Termes flavicollis* Fabricius, 1793 designated as type species under Plenary Powers of ICZN.

- Pictet-Baraban and Hagen, 1856: 49 • *Kalotermes*; listed as Gruppe.
- Hagen, 1858b: 5 • *Calotermes* [part]; characters; species included.
- Hagen, 1858c: 32, 33–38 • *Calotermes* [part]; synonymy; characters; species included.
- Hagen, 1861b: 1 • *Kalotermes* [part]; characters.
- Hagen, 1862a: 58 • *Kalotermes* [part]; characters.
- Brauer, 1868: 392, 393 • *Calotermes*; key.
- Froggatt, 1897a: 517, 521–522 • *Calotermes*; characters.
- Wasmann, 1897b: 150 • *Calotermes*; characters; *Calotermes* (*Calotermes*); characters; *Termes flavicollis* as type species.
- Haviland, 1898: 371, 373–374 • *Calotermes*; key; characters.
- Sjöstedt, 1900a: 35–36 • *Calotermes*; characters.
- Silvestri, 1903: 20 • *Calotermes* [part]; synonymy; characters.
- Desneux, 1904b: 20–24 • *Calotermes* [part]; characters; species included.
- Desneux, 1904c: 283 • *Calotermes*; remarks.
- Hudson, 1904: 2 • *Calotermes* [part]; characters.
- Jacobson, 1905: 75 • *Calotermes*; key.
- Holmgren, 1910b: 285 • *Calotermes*; listed; *Calotermes* (*Calotermes*); listed; *flavicollis* cited as type species.
- Holmgren, 1910a: 137 • *Calotermes* (*Calotermes*); listed.
- Holmgren, 1911a: 49, 52, 53 • *Calotermes*; characters; key; subgenera included; *Calotermes* (*Calotermes*); characters; species included.
- Holmgren, 1913c: 37 • *Calotermes* (*Calotermes*); key.
- Pongrácz, 1917: 33, 35 • *Calotermes*; comparisons; distribution.
- Banks, 1919: 476 • *Kalotermes* [part]; key.

- Warren, 1919: 2 • *Kaloterme*s; distribution.
- Banks and Snyder, 1920: 16–17 • *Kaloterme*s [part]; characters; key.
- Light, 1921b: 29–30 • *Kaloterme*s [part]; diagnosis.
- Snyder, 1922: 1, 2 • *Kaloterme*s [part]; remarks.
- Light, 1924: 52 • *Kaloterme*s [part]; key.
- Snyder, 1925d: 156–157 • *Kaloterme*s [part]; discussion; characters; distribution.
- Sjöstedt, 1926d: 22, 23 • *Kaloterme*s; reference list; key.
- Bathellier, 1927: 126–127 • *Kaloterme*s; characters; *Kaloterme*s (*Kaloterme*s); listed.
- Emerson, 1928b: 405 • *Kaloterme*s (*Kaloterme*s); distribution.
- Montalenti, 1928: 3–15 • *Kaloterme*s; adipose tissue.
- Kemner, 1934b: 27, 29, 30 • *Kaloterme*s [part]; synonymy; key.
- Silvestri, 1934: 33 • *Kaloterme*s; characters.
- Hare, 1937: 461, 474, 475, pls. 1, 2 • *Kaloterme*s; phylogeny; Holmgren's phylogeny compared.
- Harris, 1941: 202 • *Kaloterme*s; key.
- Emerson, 1942: 10 • *Kaloterme*s; listed.
- Hill, 1942: 10, 14, 36–38 • *Kaloterme*s (*Kaloterme*s) [part]; type species *flavicollis*; key; synonymy; imago, soldier diagnosed.
- Tembrock, 1944: fig. 7 • *Kaloterme*s [part]; map; species distribution.
- Snyder, 1949a: 11–12, 358 • *Kaloterme*s; catalog; reference list; synonymy.
- Lal and Menon, 1953: 8, 9 • *Kaloterme*s [part]; catalog; reference list; *Kaloterme*s (*Kaloterme*s) [part]; catalog; reference list; key.
- Stroud, 1953: 76–92 • *Kaloterme*s; multiple factor analysis; character evaluation; taxonomy.
- Emerson, 1955: 507, 508 • *Kaloterme*s; number of species; distribution.
- Weidner, 1955f: 46, 68 • *Kaloterme*s; key; number of species; distribution.
- Ahmad, 1958: 36 • *Kaloterme*s [part]; key.
- Calaby and Gay, 1959: 212 • *Kaloterme*s; zoogeography; number of species.
- Roonwal and Sen-Sarma, 1960: 98, 99 • *Kaloterme*s; characters; key; species included; distribution.
- Krishna, 1961: 331–335 • *Kaloterme*s; generic characters; key; reference list; phylogeny; distribution.
- Webb, 1961: 9 • *Kaloterme*s; key.
- Bei-Bienko, 1964: 176 • *Kaloterme*s; characters.
- Tsai and Chen, 1964b: 42, 43 • *Kaloterme*s; key; characters.
- Bouillon and Mathot, 1965: 17, 80, 81, pl. 8: fig. 15f • *Kaloterme*s; key; characters; imago mandibles figured.
- Weesner, 1965: 34, 35, 36 • *Kaloterme*s; key; characters.
- Krishna, 1966: 1093, 1095 • *Kaloterme*s; key.
- Bei-Bienko, 1967: 207 • *Kaloterme*s; characters.
- Emerson, 1969: 28–31 • *Kaloterme*s; characters; discussion; distribution; paleontology; derivation of the name *Kaloterme*s.
- Bess, 1970: 469 • *Kaloterme*s; number of species; distribution. Oceanic Islands.
- Bouillon and Mathot, 1971: table • *Kaloterme*s; number of species in Ethiopian Region; soldier measurements.
- Chhotani and Bose, 1973: 232 • *Kaloterme*s; distribution. Indian region.
- Roonwal et al., 1974: 63 • *Kaloterme*s; wing cuticular structures.
- Sen-Sarma, 1974: 450 • *Kaloterme*s; ecology and biogeography.
- Chhotani, 1975b: 113 • *Kaloterme*s; Oriental species discussed.
- Morimoto, 1975b: 10, 11 • *Kaloterme*s; key.
- Araujo, 1977c: 19 • *Kaloterme*s; catalog.
- Roonwal and Rathore, 1978b: 228 • *Kaloterme*s; wing microsculpturing.
- Baccetti, 1979: 632 • *Kaloterme*s; sperm morphology.
- Roonwal et al., 1979a: 126 • *Kaloterme*s; wing microsculpturing.
- Yamin, 1979: 17–18 • *Kaloterme*s; protozoa; species included.
- Chhotani, 1980: 3, 17 • *Kaloterme*s; Indian species listed; key.
- Quennede, 1982: 463–467 • *Kaloterme*s; frontal, sternal gland; histology.

- Chhotani and Bose, 1983: 127 • *Kalotermitis*; distribution. Palearctic Region.
- Prestwich, 1983b: 300 • *Kalotermitis*; trail pheromones.
- Prestwich, 1985b: 446 • *Kalotermitis*; trail pheromones.
- Watson and Sewell, 1985: 29–40 • *Kalotermitis*; caste development.
- Huang et al., 1989: 112, 196 • *Kalotermitis*; key; characters; distribution.
- Roonwal and Chhotani, 1989: 274–276 • *Kalotermitis*; synonymy; characters; distribution and composition.
- Carpenter, 1992: 139 • *Kalotermitis*; fossil distribution.
- Watson and Abbey, 1993b: 2 • *Kalotermitis*; remarks; Australian species.
- Poole and Gentili, 1997: 494, 495 • *Kalotermitis*; listed.
- Constantino, 1998b: 150 • *Kalotermitis*; catalog.
- Fontes and Monteiro, 1998: 33 • *Kalotermitis*; etymology and pronunciation.
- Huang et al., 2000: 166, 178–179 • *Kalotermitis*; key; characters; distribution.
- Thorne et al., 2000: 80 • *Kalotermitis*; number of fossil species; age; distribution.
- Engel and Krishna, 2001a: 100–102 • *Kalotermitis*; proposed designation of *Termitis flavicollis* as type species for *Kalotermitis* Hagen, 1853; *Kalotermitis* Hagen, 1858, unjustified emendation, designated as junior objective synonym of *Kalotermitis* Hagen, 1853.
- Constantino, 2002a: 16 • *Kalotermitis*; key.
- ICZN, 2002: 209 • *Kalotermitis*; placed on Official List of Generic Names in Zoology, type species *Termitis flavicollis*, designated by the Commission.
- Uys, 2002: 15, 20–22, fig. 30 • *Kalotermitis*; key; species included; diagnosis; biology; distribution. South Africa.

Kalotermitis Hagen, 1858c: 33 [unjustified emendation for *Kalotermitis* Hagen, 1853].

- ICZN, 2002: 209 • *Kalotermitis*; placed on the Official Index of Rejected and Invalid Generic Names in Zoology; *Kalotermitis* placed on Official List of Generic Names in Zoology.

Proglyptotermitis Emerson, 1949a: 320.

TYPE SPECIES: *Kalotermitis hilli* Emerson, 1949 by original designation.

- Krishna, 1961: 332, 334 • *Proglyptotermitis*; synonymized with *Kalotermitis*.

▲ 20 living species, 7 fossil species.

🌐🌐🌐 DISTRIBUTION: Australian Region; Ethiopian Region; Nearctic Region; Neotropical Region; Oriental Region; Palearctic Region.

***Kalotermitis aemulus* Sewell and Gay, 1978**

***Kalotermitis aemulus* Sewell and Gay, 1978: 44–45 (imago, soldier), figs. 5–8, 12–14.**

TYPE DATA: Holotype: ANIC No. 9020 soldier. Paratypes: ANIC No. 10 8485 imagoes, soldiers, workers.

TYPE LOCALITY: Australia: Western Australia: Victoria Park.

- Sewell and Watson, 1981: 243–323 • *Kalotermitis aemulus*; developmental pathways.
- Watson and Sewell, 1981: 107, fig. 3 • *Kalotermitis aemulus*; developmental pathways.
- Perry et al., 1985: 72, fig. 3C • *Kalotermitis aemulus*; characters; soldier figured; biology.
- Watson and Sewell, 1985: 27–40 • *Kalotermitis aemulus*; caste development.
- Watson and Abbey, 1993b: 26, fig. 31 • *Kalotermitis aemulus*; distribution map.
- Watson et al., 1998: 180–181 • *Kalotermitis aemulus*; catalog; synonymy; distribution; ecology. Australia.

🌐 DISTRIBUTION: Australian Region—Australia: Western Australia.

Kaloterme s approximatus* Snyder, 1920**Kaloterme s approximatus* Snyder, 1920a: 22 (soldier).**

TYPE DATA: Holotype: USNM No. 22359 soldier.

TYPE LOCALITY: USA: Florida: Ortega, near Jacksonville.

- Snyder, 1924i: 6, pl. 1: fig. 1 • *Kaloterme s approximatus*; soldier described and figured. USA: Florida.
- Snyder, 1924h: 207, 208 • *Kaloterme s approximatus*; imago (previously unknown) described. USA: Virginia.
- Snyder, 1925a: 14 • *Kaloterme s approximatus*; imago, soldier described. USA: Virginia.
- Light, 1934d: 130 • *Kaloterme s (Kaloterme s) approximatus*; distribution. USA: Florida, Louisiana, Virginia.
- Light, 1934f: 208, 209 • *Kaloterme s (Kaloterme s) approximatus*; key.
- Snyder, 1934d: 269 • *Kaloterme s (Kaloterme s) approximatus*; swarming; distribution.
- Snyder, 1936: 27 • *Kaloterme s approximatus*; remarks.
- Waterston, 1940: 2 • *Kaloterme s approximatus*; checklist; distribution. Bermuda.
- Waterston, 1941: 16, 17, 19, 25, 30, 33, 39, 41, 44, 50, 56 • *Kaloterme s approximatus*; food plants; distribution. Bermuda.
- Emerson and Miller, 1943: 184, 186 • *Kaloterme s approximatus*; key. USA: Florida.
- Emerson and Miller, 1944: 108, 109 • *Kaloterme s approximatus*; key. USA: Florida.
- Miller and Miller, 1944: 101, 104 • *Kaloterme s approximatus*; biology; swarming. USA: Florida.
- Snyder, 1949a: 12 • *Kaloterme s approximatus*; catalog; reference list. Bermuda; USA: Florida, Louisiana, Virginia.
- Miller, 1949b: 10, 11, 16, 18, fig. 8 • *Kaloterme s approximatus*; key; soldier figured; biology. Florida.
- Snyder, 1956b: 189, 190, 191 • *Kaloterme s approximatus*; distribution. Bermuda.
- Krishna, 1961: 335 • *Kaloterme s approximatus*; listed.
- Harris, 1961a: 46, 114 • *Kaloterme s approximatus*; damage.
- Weesner, 1965: 42, 46, 48, 51 • *Kaloterme s approximatus*; key; characters; comparisons, biology. USA: Florida, Louisiana, Texas, Virginia.
- Emerson, 1969: 51 • *Kaloterme s approximatus*; comparisons.
- Weesner, 1970: 492 • *Kaloterme s approximatus*; biology.
- Araujo, 1977c: 19, 20 • *Kaloterme s approximatus*; catalog. Bermuda; USA: Florida, Louisiana, Mississippi, North Carolina, Virginia.
- Vincke and Tilquin, 1978a: 152, table 1 • *Kaloterme s approximatus*; chromosome number.
- Luykx and Syren, 1979: 199–200 • *Kaloterme s approximatus*; chromosomes; cytology.
- Kevan, 1980: 5, 56–60, fig. 15 • *Kaloterme s approximatus*; reference list; soldier figured; localities. Bermuda.
- Luykx and Syren, 1981a: 563–573 • *Kaloterme s approximatus*; chromosomes; translocation; hybridization; cytology.
- Syren and Luykx, 1981: 65–88 • *Kaloterme s approximatus*; chromosomes; translocation; cytology.
- Tilquin and Vincke, 1982: 31–41 • *Kaloterme s approximatus*; chromosomes; outbreeding; inbreeding.
- Scheffrahn et al., 1988a: 616, 619 • *Kaloterme s approximatus*; checklist; distribution. USA: Florida.
- Nickle and Collins, 1989: 271–284 • *Kaloterme s approximatus*; key; imago, soldier measurements and figure; chromosome number.
- Scheffrahn and Su, 1994: 464, 469, figs. 14–15, 36 • *Kaloterme s approximatus*; key; soldier, imago forewing figured. USA: Florida.
- Scheffrahn et al., 1994: 215, 231 • *Kaloterme s approximatus*; distribution. Bermuda.
- Wheeler et al., 1996: 799–806 • *Kaloterme s approximatus*; methane production.
- Poole and Gentili, 1997: 494 • *Kaloterme s approximatus*; synonymy; distribution. North America.
- Constantino, 1998b: 150 • *Kaloterme s approximatus*; catalog. Bermuda; Southeastern USA.
- Fontes, 1998: 327 • *Kaloterme s approximatus*; catalog.

- Nalepa, 1998: 251–254 • *Kaloterme s approximatus*; distribution. USA: North Carolina.
- Scheffrahn et al., 2001a: 109–113 • *Kaloterme s approximatus*; distribution. USA: Georgia.
- Constantino, 2002a: figs. 27–28 • *Kaloterme s approximatus*; soldier figured.
- Messenger et al., 2002: 580–587 • *Kaloterme s approximatus*; checklist; distribution. USA: Louisiana.
- Bland et al., 2003: 91–104 • *Kaloterme s approximatus*; cuticular hydrocarbons.

🌐 DISTRIBUTION: Nearctic Region—USA: Florida, Georgia, Louisiana, Texas, Virginia. ♦ Neotropical Region—Bermuda.

Kaloterme s atratus Hill, 1933

Caloterme s (Cryptoterme s) atratus Hill, 1933b: 48–50 (imago, soldier), figs. 15–19.

TYPE DATA: Lectotype: ANIC No. 9034 soldier. Paralectotypes: ANIC No. 10 600 imagoes, soldiers, workers, AMNH imagoes, soldiers, nymphs, USNM imago (ex AMNH), NCIP imagoes, soldier, FRI imagoes, soldiers, pseudoworkers, ZSI imago, soldier.

LECTOTYPE DESIGNATION: Hill, 1942: 70 [inadvertent selection by inference of “holotype” (ICZN, 1999, art. 74.6)].

TYPE LOCALITY: Australia: New South Wales, near Appin.

- Hill, 1942: 68–70, figs. 27, 28 • *Caloterme s (Cryptoterme s) atratus*; imago, soldier described and figured; synonymy; distribution; biology. Australia.
- Snyder, 1949a: 12 • *Kaloterme s atratus*; catalog. Australia.
- Emerson, 1949a: 321 • *Proglyptoterme s atratus*; listed; new combination.
- Kirby, 1949b: 344, 382 • *Proglyptoterme s atratus*; protozoa.
- Ratcliffe et al., 1952: 71 • *Caloterme s (Cryptoterme s) atratus*; characters; distribution.
- Roonwal and Pant, 1953: 42 • *Kaloterme s atratus*; collection catalog. Australia.
- Krishna, 1961: 335, 396 • *Kaloterme s atratus*; listed; protozoa.
- Mathur and Thapa, 1962a: 12 • *Kaloterme s atratus*; collection catalog. Australia.
- Ruelle, 1975b: 3 • *Kaloterme s atratus*; types listed.
- Gay and Watson, 1982: 41 • *Kaloterme s atratus*; key.
- Bain and Jenkin, 1983: 368 • *Kaloterme s atratus*; listed. New Zealand: interception.
- Watson and Gay, 1991: fig. 20.15D • *Kaloterme s atratus*; soldier figured.
- Watson and Abbey, 1993b: 26, fig. 32 • *Kaloterme s atratus*; distribution map.
- Watson et al., 1998: 181 • *Kaloterme s atratus*; catalog; synonymy; distribution; ecology. Australia.

🌐 DISTRIBUTION: Australian Region—Australia: Capital Territory, Fisher Island, New South Wales, Tasmania, Victoria.

Kaloterme s banksiae Hill, 1942

Caloterme s banksiae Hill, 1942: 115–117 (imago, soldier), figs. 61, 62 [described as “*Caloterme s* (subgen.?) *banksiae*”].

TYPE DATA: Holotype: ANIC No. 9037 soldier. Paratypes: ANIC No. 10 2412 imagoes, soldiers, workers, AMNH imagoes, soldiers, nymphs, USNM imagoes, soldiers, nymphs, NCIP imagoes, soldier, FRI imagoes, soldiers, pseudoworkers, ZSI imago, soldier.

TYPE LOCALITY: Australia: Victoria: Mallacoota.

- Snyder, 1949a: 13 • *Kaloterme s banksiae*; catalog. Australia; New Zealand: Kermadec Islands.
- Emerson, 1949a: 321 • *Proglyptoterme s banksiae*; listed; new combination.
- Kirby, 1949a: 354, 382 • *Proglyptoterme s banksiae*; protozoa.
- Krishna, 1961: 336, 395 • *Kaloterme s banksiae*; listed; protozoa.

- Mathur and Thapa, 1962a: 12 • *Kaloterme banksiae*; collection catalog. Australia.
- Bess, 1970: 470 • *Kaloterme banksiae*; listed; distribution. New Zealand: Kermadec Islands.
- Gay and Calaby, 1970: 404 • *Kaloterme banksiae*; biology; distribution. Australia.
- Kelsey, 1970: 65 • *Kaloterme banksiae*; remarks; distribution. New Zealand.
- Ruelle, 1975b: 3 • *Kaloterme banksiae*; types listed.
- Sewell and Watson, 1981: 243–323 • *Kaloterme banksiae*; developmental pathways.
- Watson and Sewell, 1981: 101–118, figs. 4, 5 • *Kaloterme banksiae*; developmental pathways.
- Bain and Jenkin, 1983: 365–368 • *Kaloterme banksiae*; distribution; presence in New Zealand confirmed.
- Watson and Sewell, 1985: 32 • *Kaloterme banksiae*; caste development.
- Watson and Barrett, 1988: 1–13 • *Kaloterme banksiae*; damage; biology.
- Watson, 1989: 4–5 • *Kaloterme banksiae*; taxonomy; biology; distribution.
- Watson and Abbey, 1993b: 27, fig. 33 • *Kaloterme banksiae*; distribution map.
- Watson et al., 1998: 181 • *Kaloterme banksiae*; catalog; synonymy; distribution; ecology. Australia; New Zealand.

🌐 DISTRIBUTION: Australian Region—Australia: Lord Howe Island, New South Wales, Norfolk Island, Queensland, South Australia, Victoria; New Zealand.

†*Kaloterme bosniaskii* Handlirsch, 1908 [nomen nudum]

†*Kaloterme bosniaskii* Handlirsch, 1908: 699 (imago) [nomen nudum; “syntypes” in NHMW fide Ponomarenko and Schultz, 1988, from Gabbro, Tuscany, Italy (Miocene: Messinien)].

- Handlirsch, 1907: 699 • “*Caloterme*” *Bosniaskii*; nomen nudum; listed; synonymy.
- Snyder, 1925d: chart 1 • *Kaloterme bosniaskii*; listed.
- Snyder, 1949a: 358 • *Kaloterme bosniaskii*; catalog; reference list.
- Krishna, 1961: 336 • *Kaloterme bosniaskii*; listed.
- Emerson, 1969: 31, fig. 7 • *Kaloterme bosniaskii*; map; distribution.
- Ponomarenko and Schultz, 1988: 20 • *Caloterme bosniaskii* (nomen nudum); “syntypes” listed; paleontology; distribution.
- Nel and Paicheler, 1993: 120 • *Kaloterme bosniaskii*; “type” data; paleontology; distribution.

🌐 DISTRIBUTION: Palaearctic Region—Italy: Mainland.

* FOSSIL RECORD: Cenozoic–Neogene: Miocene: Messinian.

Kaloterme brouni Froggatt, 1897

Kaloterme brouni Froggatt, 1897a: 531–532 (imago, soldier, worker), pl. 36: figs. 1, 1a.

TYPE DATA: Neotype: ANIC soldier.

NEOTYPE DESIGNATION: Hill, 1942: 102 “Holoneotype” [= neotype] designated.

TYPE LOCALITY: New Zealand: Westfield, near Auckland.

- Brauer, 1866: 45 • *Caloterme improbus* [misidentification]; imago described [New Zealand only].
- Wasmann, 1902d: 139 • *Caloterme brouni*; locality. New Zealand: Chatham Island.
- Desneux, 1904b: 23 • *Caloterme brouni*; reference list. New Zealand.
- Hudson, 1904: 2 • *Caloterme brouni*; imago, soldier described. New Zealand.
- Froggatt, 1905: 7, 19, 20 • *Caloterme brouni*; characters; biology. New Zealand.
- Miller, 1941: 333 • *Caloterme brouni*; listed. New Zealand.
- Hill, 1942: 100–102, figs. 50, 51 • *Caloterme* (?) *brouni*; imago, soldier described and figured; synonymy; distribution; biology. New Zealand.

- Kelsey, 1944b: 231, 232, 233, 236, 250, figs. 4D, 15C, D, 20B, 24B, 27A, 28E, 29D • *Calotermes brouni*; synonymy; key; imago, soldier, wing micrasters described and figured; distribution. New Zealand.
- Nurse, 1945: 306, 309, 312 • *Calotermes brouni*; protozoa.
- Snyder, 1949a: 13 • *Kalotermes brouni*; catalog; reference list. New Zealand.
- Emerson, 1949a: 321 • *Proglyptotermes brouni*; listed; new combination.
- Kirby, 1949b: 328, 382 • *Proglyptotermes brouni*; protozoa.
- Roonwal and Pant, 1953: 43 • *Kalotermes brouni*; collection catalog. Australia.
- Krishna, 1961: 336, 395, 397 • *Kalotermes brouni*; listed; protozoa.
- Harris, 1961a: 154, 160 • *Kalotermes brouni*; damage; distribution.
- Mathur and Thapa, 1962a: 12 • *Kalotermes brouni*; collection catalog. Australia; New Zealand.
- Gay and Calaby, 1970: 403–404 • *Kalotermes brouni*; biology; distribution. New Zealand.
- Kelsey, 1970: 65 • *Kalotermes brouni*; remarks; distribution. New Zealand.
- Mathot, 1978: 53 • *Kalotermes brouni*; collection catalog; types listed.
- Bain and Jenkin, 1983: 368 • *Kalotermes brouni*; distribution. New Zealand.

🌐 DISTRIBUTION: Australian Region—New Zealand: Chatham Island.

Kalotermes capicola Coaton, 1949

Kalotermes capicola Coaton, 1949b: 43–48 (imago, soldier), fig. 7.

TYPE DATA: Holotype: NCIP No. TM 816 imago ♂. Paratypes: NCIP No. TM, 817 soldiers, AMNH soldier.

TYPE LOCALITY: South Africa: Cape Town: Botanical Gardens.

- Coaton, 1950: 29, 31 • *Kalotermes capicola*; key.
- Krishna, 1961: 336 • *Kalotermes capicola*; listed.
- Bouillon and Mathot, 1965: 37 • *Kalotermes capicola*; catalog. South Africa.
- Bouillon and Mathot, 1971: table: no. 32 • *Kalotermes capicola*; measurements.
- Ruelle, 1975b: 3 • *Kalotermes capicola*; types listed.
- Uys, 2002: figs. 26–28 • *Kalotermes capicola*; imago wings, soldier figured.

🌐 DISTRIBUTION: Ethiopian Region—South Africa.

Kalotermes cognatus Gay, 1976

Kalotermes cognatus Gay, 1976c: 149–152 (imago, soldier), figs. 1–6.

TYPE DATA: Holotype: NZAC soldier. Paratypes: NZAC imagoes, soldiers, NZAC imagoes, NZAC imagoes, NZAC imagoes, soldiers, NZAC imagoes, soldiers.

TYPE LOCALITY: New Zealand: Kermadec Islands: Raoul Island.

🌐 DISTRIBUTION: Australian Region—Australia: Lord Howe Island, Norfolk Island; New Zealand: Kermadec Islands.

Kalotermes convexus (Walker, 1853)

Termes convexus Walker, 1853: 527 (imago).

TYPE DATA: Holotype: BMNH No. (18)51 153 imago ♂ [holotype by monotypy].

TYPE LOCALITY: Australia: Tasmania.

- Hagen, 1855: 291 • *Termes convexus*; discussion.
- Hagen, 1858b: 6–7 • *Calotermes convexus*; imago described, measured; synonymy; distribution. [Tasmania only].
- Hagen, 1858c: 45–46, 241 • *Calotermes convexus*; imago described; synonymy; distribution; new combination [Tasmania only].
- Girard, 1879: 268–269 • *Calotermes convexus*; discussion.
- Froggatt, 1897a: 522–523 • *Calotermes convexus* [imago only]; described; locality. Australia [soldier, worker description = *Porotermes adamsoni*].
- Desneux, 1904b: 23 • *Calotermes convexus*; reference list; synonymy. Australia: Tasmania.
- Froggatt, 1905: 19, 21 • *Calotermes convexus*; characters; biology; locality. Australia.
- Holmgren, 1911a: 55 • ?*Calotermes (Cryptotermes) convexus*; listed. Australia.
- Hill, 1921b: 442 • *Calotermes convexus*; listed.
- Hill, 1925b: 208 • *Calotermes (Calotermes) obscurus*; synonymy, imago only; discussion. [Tasmania only fide Emerson].
- Hill, 1933b: 38–39, pl. 1: fig. 1 • *Calotermes (?) convexus*; imago described; wings figured; locality. Australia.
- Hill, 1942: 102–104, fig. 52 • *Calotermes (?) convexus*; imago, soldier described and figured; synonymy; distribution; biology.
- Snyder, 1949a: 14 • *Kalotermes convexus*; catalog; reference list; synonymy; *Kalotermes tillyardi* listed as valid species. Australia.
- Calaby and Gay, 1959: 214 • *Kalotermes convexus*; ecology; distribution.
- Krishna, 1961: 336 • *Kalotermes convexus*; listed.
- Watson and Abbey, 1993b: 27, fig. 34 • *Kalotermes convexus*; distribution map.
- Watson et al., 1998: 181 • *Kalotermes convexus*; catalog; synonymy; distribution; ecology. Australia.

Calotermes tillyardi Hill, 1932a: 138–142 (imago, soldier), figs. 3–8].

TYPE DATA: Lectotype: ANIC No. 9036 imago ♀ [specific type locality of the lectotype not cited]. Paralectotypes: ANIC imagoes, soldiers, nymphs, AMNH imago, soldier, nymph [unclear if this is type locality or not], AMNH imagoes, soldiers, nymphs [unclear if this is type locality or not], AMNH soldiers, nymphs [unclear if this is type locality or not].

LECTOTYPE DESIGNATION: Watson et al., 1998: 181. Hill, 1942: 115 [by inference of holotype (ICZN, 1999, art. 74.6), but vial contained 1 ♂ and 1 ♀ alate fide Watson et al., 1998, and Hill's designation is therefore invalid].

TYPE LOCALITY: Australia: “Federal Capital Territory.”

- Hill, 1933b: 41, pl. 1: figs. 6, 7 • *Calotermes (?) tillyardi*; imago described; wings figured; biology; locality. Australia.
- Hill, 1942: 113–115, figs. 59, 60 • *Calotermes (?) tillyardi*; imago, soldier described and figured; synonymy; distribution; biology. Australia.
- Emerson, 1949a: 321 • *Proglyptotermes tillyardi*; listed; new combination.
- Kirby, 1949b: 340, 382 • *Kalotermes tillyardi*; protozoa.
- Roonwal and Pant, 1953: 43 • *Kalotermes tillyardi*; collection catalog. Australia.
- Krishna, 1961: 336, 395 • *Kalotermes tillyardi*; listed; protozoa.
- Mathur and Thapa, 1962a: 14 • *Kalotermes tillyardi*; collection catalog. Australia.
- Gay and Calaby, 1970: 404 • *Kalotermes tillyardi*; biology; distribution. Australia.
- Watson et al., 1998: 181 • *Calotermes tillyardi*; synonymized with *convexus*.

🌐 DISTRIBUTION: Australian Region—Australia: New South Wales, South Australia, Tasmania, Victoria.

***Kalotermes dispar* Grassé, 1938**

Calotermes dispar Grassé, 1938: 291–295 (imago, soldier), figs. 1–10.

TYPE DATA: Syntypes: UPLE imagoes, soldiers, AMNH soldiers, nymphs, NCIP soldier [incorrectly cited as paratype by Ruelle, 1975b].

TYPE LOCALITY: Canary Islands: La Palma.

- Snyder, 1949a: 14 • *Kalotermes dispar*; catalog. Canary Islands.
- Krishna, 1961: 336, 393 • *Kalotermes dispar*; listed; protozoa.
- Harris, 1970b: 299 • *Kalotermes dispar*; distribution. Canary Islands.
- Lamb, 1980: 54, figs. 20–22 • *Kalotermes dispar*; soldier described and figured. Canary Islands.

🌐 DISTRIBUTION: Palaearctic Region—Canary Islands.

†*Kalotermes disruptus* (Cockerell, 1917)

†***Sisyra disrupta*** Cockerell, 1917b: 381–382 (imago), pl. 31, fig. 13 [described as “*Sisyra* (?) *disrupta*”].

TYPE DATA: Holotype: BMNH No. I.8644 imago.

TYPE LOCALITY: UK: Isle of Wight: Gurnet Bay.

- Jarzembowski, 1980: 249–251, figs. 8–13, 16–19 • *Kalotermes disruptus*; imago described and figured; new combination.
- Lewis and Heikes, 1989: 10 • *Kalotermes disruptus*; bibliographic data.
- Nel and Paicheler, 1993: 120 • *Kalotermes disruptus*; type data; paleontology; distribution.

🌐 DISTRIBUTION: Palaearctic Region—UK: England.

* FOSSIL RECORD: Cenozoic–Palaeogene: Eocene: Priabonian.

***Kalotermes flavicollis* (Fabricius, 1793)**

Termes flavicolle Fabricius, 1793: 91 (imago).

TYPE DATA: Lectotype: ZMUC imago.

LECTOTYPE DESIGNATION: Zimsen, 1964: 613 [lectotype selection credited to Emerson].

TYPE LOCALITY: “Barbaria” [= ?Algeria].

- Rossi, 1790: 13 • *Hemorobius marginalis* [misidentification]; description.
- Rossi, 1792: 107 • *Termes lucifugus* [part, only the var.]; description.
- Turton, 1802: 694 • *Termes flavicolle*; description; locality. Barbary [= ?Algeria].
- Latreille, 1804: 62 • *Termes flavicolle* (“*Termès flavicolle*”); description; discussion; locality. Algeria [Barbarie]; France; Italy.
- Latreille, 1805: 70 • *termes* [sic] *flavicolle* (“*T. flavicolle*”); description; locality. Algeria [Barbarie]; France.
- Latreille, 1819: 96 • *Termes flavicolle* (“*Termès flavicolle*”); description; discussion; locality. Algeria [Barbarie]; France; Italy.
- Latreille, 1831: 74 • *Termes flavicolle*; characters. Spain.
- Latreille, 1836: 156 • *Termes flavicolle*; characters. Spain.
- Kollar, 1837a: 411 • *Termes flavicolle*; discussion.
- Burmeister, 1839: 764 • *Termes flavicollis*; imago described; locality. France; Portugal. *Termes lucifugus* [part]; description; locality.
- Blanchard, 1840: 47 • *Termes flavicolle*; imago characters. Barbarie Coast; “Europe Méridionale.”
- Rambur, 1842: 302–303 • *Termes flavicollis*; imago described; synonymy.

- Blanchard, 1849: 105 • *Termes flavicolle*; characters. Spain.
- Heer, 1849b: 23 • *Termes flavicollis*; discussion.
- Lucas, 1849: 110 • *Termes flavicollis*; synonymy; biology; locality. Algeria.
- Walker, 1853: 502–504, 505 • *Termes flavicollis*; imago, soldier, worker described; synonymy; distribution [specimen (larva) from Marseille only; exclude descriptions without localities]. France. *Termes lucifugus* [misidentification; specimen No. 1 = *flavicollis*].
- Hagen, 1854: 222 • *Termes flavicollis*; discussion.
- Hagen, 1855: 116, 138, 140–141, 276–277, 281–282, 287–288, 290–291, 297–298, 309 • *Termes flavicolle*; also as *Kalotermes flavicollis*; discussion.
- Pictet-Baraban and Hagen, 1856: 49, 51 • *Termes flavicollis*; discussion.
- Hagen, 1858c: 54–61, 240–242, pl. 1: fig. 12, pl. 2: fig. 15 • *Calotermes flavicollis*; imago described and figured; synonymy; distribution; new combination. Algeria; “Barbarei”; Dalmatia; Egypt; France; Italy; “Levante”; Portugal; Sardinia; Spain.
- Hagen, 1858b: 8–9 • *Calotermes flavicollis*; imago described, measured; synonymy; distribution. Algeria; “Barbarei”; Dalmatia; Egypt; France; Italy; “Levante”; Portugal; Sardinia; Spain; Syria.
- Hagen, 1862a: 58, 60 • *Termes flavicollis*; discussion.
- Latreille, 1863: 579 • *Termes flavicollis*; listed. France.
- Hagen, 1866: 283 • *Calotermes flavicollis*; listed; distribution. Portugal; Spain.
- Perris, 1876: ccxvii • *Eutermes flavicollis*; new combination.
- Girard, 1879: 268–270 • *Calotermes flavicollis*; discussion.
- Grassi and Sandias, 1893: pl. 1: figs. 1.26, 4 • *Calotermes flavicollis*; imago, soldier, nymphs described and figured; biology; caste development.
- Sjöstedt, 1900a: 27, 38–39 • *Calotermes flavicollis*; key; imago, soldier, worker described; reference list; distribution. Palearctic Region: Algeria; Egypt.
- Sjöstedt, 1904: 9, 10, 11, 111, 113, 119 • *Calotermes flavicollis*; key; distribution.
- Desneux, 1904b: 23 • *Calotermes flavicollis*; reference list; synonymy. Europe.
- Froggatt, 1905: 4 • *Termes flavicollis*; listed.
- Jacobson, 1905: 57, 72–74, 76, figs. 12, 13 • *Calotermes marginalis* [misidentification]; key; imago, soldier described and figured. Bosnia; Croatia; Dalmatia; Herzegovina; Yugoslavia; Russia: Sotschi.
- Jakobson [= Jacobson], 1907: 237 • *Calotermes marginalis* [misidentification]; locality. Russia: Sotschi.
- Seabra, 1907: 122 • *Calotermes flavicollis*; biology.
- Holmgren, 1909b: 96, 120, 125, 167, figs. 31, 40, 44 • *Calotermes flavicollis*; anatomy; head, wing venation, worker mandibles, gut figured.
- Holmgren, 1911a: 53, pl. 2: fig. 6, pl. 3: fig. 6 • *Calotermes flavicollis*; listed; imago, wing figured.
- Silvestri, 1911: 105 • *Calotermes flavicollis*; locality. Tunisia.
- Rosen, 1913b: 625–641 • *Calotermes flavicollis*; sense organs; brain; histology.
- Desneux, 1915: 6 • *Calotermes flavicollis*; reference list; remarks.
- Fuller, 1921: 28 • *Calotermes flavicollis*; cited.
- Hegh, 1922: 41, 68, 69, 148, 191, 221, 331, 339, 683 • *Calotermes flavicollis*; biology; reference list; distribution.
- Sjöstedt, 1926d: 23, 24, 26, pl. 1: figs. F1, F2, G • *Calotermes flavicollis*; reference list; key; soldier figured; locality. Algeria; France.
- Montalenti, 1930: 3–31 • *Calotermes flavicollis*; intestine; histology.
- Montalenti, 1931: 860–864 • *Calotermes flavicollis*; intestine; histology; enzymes; protozoa.
- Perrier, 1934: 77 • *Termes (Calotermes) flavicollis*; key. France.
- Silvestri, 1934: 33–35, figs. 17, 21, 22 • *Calotermes flavicollis*; imago, soldier described; imago, wings, soldier figured.
- Capra, 1935: 46 • *Calotermes flavicollis*; locality. Libya: Tripolitania.
- Bonneville, 1936: 69, 70, 71, 72, 82 • *Calotermes flavicollis*; histology; adipose tissues.
- Jucci, 1937: 302, 306 • *Calotermes flavicollis*; biology; distribution.
- Martynov, 1937: 114–115, figs. 14, 15 • *Calotermes flavicollis*; imago wing figured.

- Zeuner, 1938: 117 • *Calotermes flavicollis*; discussion.
- Martynov, 1938: 82 • *Calotermes flavicollis*; imago wing figured.
- Seabra, 1938: 208 • *Calotermes flavicollis*; distribution. Portugal.
- Stella, 1939: 255, 259 • *Calotermes flavicollis*; soldier gonads.
- Menozzi, 1940: 248, 250 • *Calotermes flavicollis*; remarks; locality. Libya.
- Kirby, 1942b: 179, 195 • *Kalotermes flavicollis*; protozoa.
- Becker, 1948: 407–444 • *Calotermes flavicollis*; caste differentiation; development; ecology; breeding.
- Snyder, 1949a: 15 • *Kalotermes flavicollis*; catalog; reference list; synonymy. Algeria to Egypt; Asia Minor: Syria; France; Italy; Levant: between Greece and west Egypt; Morocco; NW Caucasus; Portugal; Sardinia; Sicily; Spain; Yugoslavia.
- Grassé, 1949: 432, 451 ff., figs. 114a–c, 119, 128, 130, 131, 132 • *Calotermes flavicollis*; gut, brain, soldier, neotenic, caste developmental pathways figured.
- Richard, 1949b: 77–84 • *Calotermes flavicollis*; leg sensilla.
- Richard, 1949a: 49–52 • *Calotermes flavicollis*; trachea.
- Ahmad, 1950: 81, fig. 5 • *Kalotermes flavicollis*; imago mandibles figured.
- Richard, 1950a: 65–83 • *Calotermes flavicollis*; sensilla; nerve innervations of legs.
- Richard, 1950b: 13–16 • *Calotermes flavicollis*; leg regeneration.
- Ionescu, 1951: 18 • *Kalotermes flavicollis*; listed; distribution.
- Lüscher, 1951b: 404–408 • *Kalotermes flavicollis*; caste determination.
- Richard, 1951: 485–603 • *Kalotermes flavicollis*; eye morphology; phototropism.
- Becker, 1952: 270–273 • *Calotermes flavicollis*; copulation.
- Grassé, 1952b: 51–53, fig. 1 • *Calotermes flavicollis*; caste development.
- Jucci and Springhetti, 1952: 130–131 • *Calotermes flavicollis*; seminal vesicles.
- Lüscher, 1952a: 289–293 • *Kalotermes flavicollis*; caste development; hormones.
- Lüscher, 1952b: 529–543 • *Kalotermes flavicollis*; caste differentiation.
- Lüscher, 1952c: 123–141 • *Kalotermes flavicollis*; caste differentiation; inhibition, behavior.
- Richard, 1952: 397–412 • *Calotermes flavicollis*; sensilla; nerve innervations of mouth parts.
- Lüscher, 1953: 74–78 • *Kalotermes flavicollis*; caste differentiation.
- Richard, 1953: 415–421 • *Calotermes flavicollis*; geotropism; phototropism.
- Harris, 1954d: 194, fig. 1 • *Kalotermes flavicollis*; soldier figured; biology; distribution. Algeria; France; Italy; Portugal; Spain; Syria.
- Grassé, 1954: 17 • *Calotermes flavicollis*; distribution.
- Richard, 1954: 177–187 • *Calotermes flavicollis*; sensilla; trachea and nerve innervation in thorax and wings.
- Becker, 1955: 393–404, figs. 1–4 • *Calotermes flavicollis*; imago described and figured; color mutation described, figured, and given a new name, *fuscicollis*.
- Weidner, 1955c: 157, 158 • *Kalotermes flavicollis*; distribution.
- Weidner, 1955f: fig. 31 • *Kalotermes flavicollis*; listed; soldier figured.
- Lüscher, 1956a: 119–128 • *Kalotermes flavicollis*; caste determination.
- Richard, 1956: 502–527 • *Calotermes flavicollis*; geotropism.
- Schmidt, 1956b: 115–125 • *Calotermes flavicollis*; mouth parts; worker mandibles; feeding biology.
- Grassé and Noirot, 1957c: 1789–1795 • *Calotermes flavicollis*; caste development; biology.
- Richard, 1957: 107–111 • *Calotermes flavicollis*; antennal sense organs.
- Springhetti, 1957: 333–349 • *Kalotermes flavicollis*; corpora allata; reproductive organs.
- Verron, 1957: 25–30 • *Calotermes flavicollis*; castes; olfaction.
- Denis, 1958: 171–188 • *Calotermes flavicollis*; sense organs.
- Lüscher, 1958b: 144–150 • *Kalotermes flavicollis*; caste differentiation; corpora allata.
- Lüscher, 1958a: 372–377 • *Kalotermes flavicollis*; caste differentiation.
- Lüscher and Karlson, 1958: 341–345 • *Kalotermes flavicollis*; caste differentiation; hormones.
- Bernardini-Mosconi, 1959: 307–311 • *Calotermes flavicollis*; prothoracic gland similar to Blattoidea.

- Geigy and Striebel, 1959: 474–477 • *Kaloterme flavicollis*; embryonic development.
- Grassé and Noirot, 1959: 366, fig. 1 • *Caloterme flavicollis*; gut figured; symbiosis.
- Lambinet, 1959: 166–177 • *Caloterme flavicollis*; mandibular gland morphology.
- Weidner, 1959: 28 • *Kaloterme flavicollis*; locality. Croatia: Dubrovnik.
- Lüscher, 1960b: 549–563 • *Kaloterme flavicollis*; caste differentiation; hormones.
- Grassé and Noirot, 1960b: 323–331 • *Caloterme flavicollis*; caste determination; neotenic.
- Grassé and Noirot, 1960a: 109–124 • *Caloterme flavicollis*; caste determination; neotenic.
- Lüscher, 1960a: 161–166 • *Kaloterme flavicollis*; caste differentiation.
- Lüscher and Springhetti, 1960: 190–212 • *Kaloterme flavicollis*; caste differentiation; corpora allata.
- Striebel, 1960: 193–260 • *Kaloterme flavicollis*; embryonic development.
- Krishna, 1961: 332–336, 393, 397, 398, figs. 19–22 • *Kaloterme flavicollis*; listed; imago, soldier figured; protozoa.
- Harris, 1961a: 12, 19, 25, 28, 46, 58, 135, 154, 158, fig. 13 • *Kaloterme flavicollis*; soldier figured; life cycle; damage; distribution.
- Lebrun, 1961: 235–242 • *Caloterme flavicollis*; genital organs.
- Lüscher, 1961b: 57–67 • *Kaloterme flavicollis*; caste differentiation; pheromones.
- Becker and Seifert, 1962: 276 • *Kaloterme flavicollis*; nest material chemistry.
- Ghilarov, 1962: 132 • *Caloterme flavicollis*; distribution. “USSR”: European portion in Caucasus only.
- Harris, 1962a: 614, 615 • *Kaloterme flavicollis*; damage; distribution.
- Mathur and Thapa, 1962a: 13 • *Kaloterme flavicollis*; collection catalog. France; Germany; Italy.
- Springhetti and Oddone, 1962a: 1–9 • *Kaloterme flavicollis*; oocytes in soldier testes.
- Springhetti and Oddone, 1962b: 321–330, figs. 19–26 • *Kaloterme flavicollis*; male reproductive organs.
- Steinberg, 1962: 12 • *Kaloterme flavicollis*; discussion. Central Asia.
- Lüscher, 1963: 244–250 • *Kaloterme flavicollis*; caste differentiation; corpora allata.
- Springhetti, 1963: 155–159 • *Kaloterme flavicollis*; abnormal soldier morphology.
- Verron, 1963: 167–177, 185–296, 297–336 • *Caloterme flavicollis*; behavior; chemical stimuli; trophallaxis.
- Bei-Bienko, 1964: 176, fig. 83 • *Kaloterme flavicollis*; imago, soldier described and figured. “USSR”: Black Sea coast of Caucasus; Mediterranean.
- Bernardini-Mosconi, 1964: 72–78 • *Caloterme flavicollis*; prothoracic and ventral glands.
- Lüscher, 1964: 79–90 • *Kaloterme flavicollis*; caste differentiation; inhibition; behavior.
- Sen-Sarma, 1964: 300–313 • *Kaloterme flavicollis*; biology. Italy.
- Springhetti and Oddone, 1964: 147 • *Kaloterme flavicollis*; male genital apparatus morphology.
- Springhetti, 1964a: 271–280 • *Kaloterme flavicollis*; testes; seminal vesicles; sperm production in soldiers.
- Springhetti, 1964b: 213 • *Kaloterme flavicollis*; seminal vesicles.
- Zimsen, 1964: 612, 613 • *Terme flavicollis*; Fabricius’ types listed; Emerson credited with selection of lectotype, but published by Zimsen.
- Noirot and Noirot-Timotheé, 1965b: 6202–6204 • *Caloterme flavicollis*; sternal gland; histology.
- Bouillon and Mathot, 1965: 80, pl. 8: fig. 15F • *Kaloterme flavicollis*; listed.
- Noirot and Noirot-Timotheé, 1965c: 265–267, fig. 1 • *Caloterme flavicollis*; sternal gland; histology.
- Sen-Sarma and Chatterjee, 1965: 10 • *Kaloterme flavicollis*; biology. India.
- Sen-Sarma and Kloft, 1965: 41–45 • *Kaloterme flavicollis*; biology. India.
- Venturi, 1965: 1–16, figs. 1, 2 • *Caloterme flavicollis*; imago, soldier figured; damage. Italy.
- Buchli, 1966: 592, 594 • *Caloterme flavicollis*; fungal parasites.
- Nour et al., 1966: 321 • *Kaloterme flavicollis*; key; distribution. Egypt.
- Sen-Sarma and Chatterjee, 1966a: 2 • *Kaloterme flavicollis*; biology. India.

- Bei-Bienko, 1967: 208, fig. 83 • *Kaloterme flavicollis*; imago, soldier described and figured. “USSR”: Black Sea coast of Caucasus; Mediterranean.
- Deligne, 1967: 131–132, fig. 1 • *Caloterme flavicollis*; soldier mandibles; functional morphology; defense.
- Gay, 1967: 8, 15 • *Kaloterme flavicollis*; intercepted in England; distribution.
- Lebrun, 1967: 867–871 • *Caloterme flavicollis*; hormones; caste determination.
- Springhetti, 1967: 11–17 • *Kaloterme flavicollis*; colony foundation by supplementary reproductives.
- Geigy and Wall, 1968: 271–272 • *Kaloterme flavicollis*; tergal gland histology.
- Quennedey and Noirot, 1968: 2456–2458 • *Caloterme flavicollis*; sternal gland; histology; histochemistry.
- Springhetti, 1968a: 49–64 • *Kaloterme flavicollis*; colony foundation by supplementary reproductives.
- Springhetti, 1968c: 49–59 • *Kaloterme flavicollis*; distribution. Italy.
- Springhetti, 1968b: 1–10 • *Kaloterme flavicollis*; regional differences; supplementary reproductives; differentiation. Italy.
- Weidner, 1968b: 13 • *Kaloterme flavicollis*; discussion.
- Emerson, 1969: 13, 28, 29, 31, 33, 51 • *Kaloterme flavicollis*; characters; comparisons.
- Lüscher, 1969: 165–170 • *Kaloterme flavicollis*; caste differentiation; juvenile hormone.
- Miller, 1969: 289–297, 303–306 • *Kaloterme flavicollis*; caste differentiation.
- Noirot and Noirot-Timothee, 1969: 53, fig. 3.1 • *Kaloterme flavicollis*; digestive tube figured.
- Quennedey, 1969: 1807–1814 • *Caloterme flavicollis*; sternal gland; trail pheromone; histology.
- Richard, 1969: 178, 181, 185, figs. 7, 8 • *Kaloterme flavicollis*; sense organs.
- Ruppli, 1969: 235–248 • *Kaloterme flavicollis*; supplementary reproductives.
- Springhetti, 1969: 73–96 • *Kaloterme flavicollis*; caste differentiation; pheromones.
- Wall, 1969: 295–297 • *Kaloterme flavicollis*; tergal gland ultrastructure.
- Harris, 1970b: 297–299 • *Kaloterme flavicollis*; biology; distribution. Algeria; Asia Minor south to Gaza; Balkan and Black Sea coast; Egypt; France; Italy; Libya; Morocco; Portugal; Spain; Tunisia.
- Lebrun, 1970: 159–176 • *Caloterme flavicollis*; intercastes; corpora allata.
- Springhetti, 1970: 99–105 • *Kaloterme flavicollis*; caste differentiation.
- Deligne, 1971b: 176–187, fig. 1A • *Caloterme flavicollis*; soldier mandibles; functional morphology; defense.
- Quennedey, 1971b: 27–47 • *Kaloterme flavicollis*; sternal gland; morphology; histochemistry.
- Springhetti, 1971: 101–110 • *Kaloterme flavicollis*; caste differentiation.
- Wall, 1971: 17–60 • *Kaloterme flavicollis*; reproductive system; development; behavior.
- Lüscher, 1972: 509–514 • *Kaloterme flavicollis*; caste differentiation; corpora allata; juvenile hormone.
- Schwenke, 1972: 87–88 • *Kaloterme flavicollis*; soldier described and figured; biology; distribution. Europe.
- Springhetti, 1972b: 97–111 • *Kaloterme flavicollis*; caste differentiation.
- Springhetti, 1972a: 83–87 • *Kaloterme flavicollis*; caste differentiation.
- Weidner, 1972: 295, fig. 3 • *Kaloterme flavicollis*; imago, soldier figured; locality. Turkey.
- Luppova, 1973: 16, 17 • *Kaloterme flavicollis*; distribution.
- Springhetti, 1973b: 333–342 • *Kaloterme flavicollis*; caste differentiation; group effect.
- Springhetti, 1973a: 1–15 • *Kaloterme flavicollis*; caste differentiation.
- Baccetti et al., 1974: 159–172 • *Caloterme flavicollis*; sperm morphology.
- Belyaeva and Zhuzhikov, 1974: 27, 29, 30, fig. 4 • *Kaloterme flavicollis*; key; imago, soldier figured; distribution.
- Fontana and Amorelli, 1975: 99–100 • *Kaloterme flavicollis*; chromosome number.
- Morimoto, 1975b: 10, fig. 8 • *Kaloterme flavicollis*; soldier figured.
- Roonwal, 1975f: 403 • *Kaloterme flavicollis*; sex ratios.
- Roonwal, 1975a: 44 • *Kaloterme flavicollis*; egg measurements.

- Sen-Sarma et al., 1975: 71 • *Kaloterme flavicollis*; mention. Europe.
- Springhetti, 1975: 11–23 • *Kaloterme flavicollis*; caste differentiation.
- Lenz, 1976: 73–89 • *Kaloterme flavicollis*; caste differentiation.
- Lüscher, 1976: 91–103 • *Kaloterme flavicollis*; developmental pathways.
- Matsuda, 1976: 180–187, figs. 50, 51, 52, 53F • *Kaloterme flavicollis*; abdomen morphology; genitalia; reproductive system.
- Potenza, 1976: 247–258 • *Kaloterme flavicollis*; distribution. Italy.
- Roonwal, 1977d: 34 • *Kaloterme flavicollis*; wing microsculpturing.
- Lebrun, 1978a: 351–358 • *Kaloterme flavicollis*; castes; hormones; corpora allata.
- Lebrun, 1978b: 111–116 • *Kaloterme flavicollis*; genital chamber histology; sensilla.
- Vincke and Tilquin, 1978a: 151, 152, table 1 • *Kaloterme flavicollis*; chromosome number.
- Roonwal and Rathore, 1979: 10, 11, 13, 16 • *Kaloterme flavicollis*; egg morphology.
- Shulepova, 1979: 74–83 • *Kaloterme flavicollis*; taste chemoreceptors.
- Springhetti, 1979: 19–28 • *Kaloterme flavicollis*; soldier allometry.
- Jarzembowski, 1980: 250, fig. 23 • *Kaloterme flavicollis*; discussion; imago wing figured.
- Becker, 1980b: 107–118 • *Kaloterme flavicollis*; temperature and development.
- Fauchaux and Lebrun, 1980: 64–69 • *Kaloterme flavicollis*; sensory organs.
- Hafez, 1980: 149 • *Kaloterme flavicollis*; damage; distribution. Egypt.
- Johnson and Wood, 1980: 279–293 • *Kaloterme flavicollis*; checklist; ecology; distribution.
- Springhetti, 1980: 53–61 • *Kaloterme flavicollis*; nest; biology.
- Springhetti and Amorelli, 1981: 133–139 • *Kaloterme flavicollis*; pseudergate behavior.
- Watson and Sewell, 1981: 106, fig. 2 • *Kaloterme flavicollis*; developmental pathways.
- Fontana, 1982: 147–152 • *Kaloterme flavicollis*; chromosomes; cytology.
- Springhetti and Amorelli, 1982: 155–164 • *Kaloterme flavicollis*; interspecies aggression.
- Bain and Jenkin, 1983: 368 • *Kaloterme flavicollis*; listed. New Zealand: interception.
- Lebrun and Lequet, 1983: 2, 8, pl. 3 • *Kaloterme flavicollis*; gizzard histology.
- Leis and Sbrenna, 1983: 215–225 • *Kaloterme flavicollis*; epidermal glands; histology.
- Sbrenna and Leis, 1983: 107–119 • *Kaloterme flavicollis*; integumental glands; morphology; pheromones.
- Springhetti and Rossi, 1983: 143–151 • *Kaloterme flavicollis*; caste differentiation; biometrics.
- Fauchaux, 1984: 9–19 • *Kaloterme flavicollis*; antennal sensilla.
- Lebrun, 1984: 139–140 • *Kaloterme flavicollis*; gizzard; morphology.
- Prestwich, 1984a: table 1 • *Kaloterme flavicollis*; checklist; ecology; defense mode; chemicals; distribution.
- Springhetti and Sapigni, 1984: 1–7 • *Kaloterme flavicollis*; pseudergates; interspecific trophallaxis.
- Lebrun, 1985a: 227–238 • *Kaloterme flavicollis*; polymorphism; hormones; caste differentiation.
- Lebrun, 1985b: 43–44 • *Kaloterme flavicollis*; gizzard; structures and food.
- Lebrun and Lequet, 1985: 126–139, pl. 1: figs. 1–3 • *Kaloterme flavicollis*; gizzard; morphology.
- Springhetti, 1985: 165–175 • *Kaloterme flavicollis*; king; queen; caste differentiation.
- Belousova et al., 1986: 20–24 • *Kaloterme flavicollis*; antennae; ultrastructure.
- Springhetti and Sita, 1986: 11–23 • *Kaloterme flavicollis*; nest construction.
- Springhetti, 1986: 17–23 • *Kaloterme flavicollis*; pseudergates; aggression.
- Mishra and Sen-Sarma, 1987b: 311–319 • *Kaloterme flavicollis*; gut pH.
- Soltani-Mazouni and Bordereau, 1987: 221–235 • *Kaloterme flavicollis*; caste differentiation; neoteny.
- Fauchaux and Lebrun, 1988: 359–360 • *Kaloterme flavicollis*; antennae; sensilla.
- Grandi, 1988: 279–292 • *Kaloterme flavicollis*; oogenesis.
- Jones et al., 1988: 92–93 • *Kaloterme flavicollis*; biology; dispersal flight; sex ratios.
- Kugler, 1988: 270 • *Kaloterme flavicollis*; distribution. Israel.
- Vieau, 1988: 177–193 • *Kaloterme flavicollis*; accessory glands; reproductive system; morphology.
- Mannesmann and Piechowski, 1989: 161–177 • *Kaloterme flavicollis*; bacterial hindgut flora.

- Roonwal and Chhotani, 1989: 79 • *Kaloterme flavicollis*; egg sculpturing discussed.
- Springhetti and Sita, 1989b: 70–73 • *Kaloterme flavicollis*; tunnelling behavior.
- Springhetti and Sita, 1989a: 55–59 • *Kaloterme flavicollis*; behavior.
- Klochkov and Zhuzhikov, 1990: 40–43 • *Kaloterme flavicollis*; trail pheromones.
- Lebrun et al., 1990: 1–14 • *Kaloterme flavicollis*; protozoa; defaunation; digestion.
- Springhetti and Sapigni, 1990: 245–258 • *Kaloterme flavicollis*; interspecies trophallaxis.
- Vieau, 1990: 169–180 • *Kaloterme flavicollis*; reproduction; parthenogenesis.
- Fontana, 1991: 15, 16 • *Kaloterme flavicollis*; chromosomes.
- Goldoni and Fontana, 1991: 25–27 • *Kaloterme flavicollis*; chromosomes.
- Grandi, 1991: 29–32 • *Caloterme flavicollis*; oogenesis.
- Lebrun, 1991: 9–13 • *Kaloterme flavicollis*; caste differentiation; hormones.
- Sapigni and Springhetti, 1991: 21–23 • *Kaloterme flavicollis*; interspecific trophallaxis.
- Grandi, 1992a: 225–238 • *Kaloterme flavicollis*; testis; spermatogenesis; ultrastructure.
- Grandi, 1992b: 99–104 • *Caloterme flavicollis*; spermatogenesis.
- Leis et al., 1992: 111–114 • *Kaloterme flavicollis*; behavior; communication.
- Messeri, 1992: 99–103 • *Kaloterme flavicollis*; dispersal flight; dealation.
- Messeri and DiBattista, 1992: 115–118 • *Kaloterme flavicollis*; dispersal flight; dealation.
- Sbrenna et al., 1992: 233–238 • *Kaloterme flavicollis*; sound emission; behavior.
- Faucheux, 1994: 10–19 • *Kaloterme flavicollis*; exocrine glands; phylogeny.
- Grandi, 1994: 17–23 • *Caloterme flavicollis*; spermatogenesis; oogenesis.
- Leis et al., 1994: 11–16 • *Kaloterme flavicollis*; behavior; communication.
- Martinelli and Sbrenna, 1994: 25–30 • *Kaloterme flavicollis*; proteins.
- Noirot, 1995b: 197–226 • *Kaloterme flavicollis*; gut morphology.
- Maistrello and Sbrenna, 1996: 365–375 • *Kaloterme flavicollis*; behavior; pheromones; vibratory movements.
- Maistrello and Sbrenna, 1998: 91–104 • *Kaloterme flavicollis*; behavior; grooming.
- Deligne, 1999: figs. 5, 22 • *Kaloterme flavicollis*; worker mandibles; functional morphology.
- Jamieson et al., 1999: 135–136, fig. 18.16C • *Kaloterme flavicollis*; sperm described and figured.
- Kaib, 1999: 337 • *Kaloterme flavicollis*; trail pheromones.
- Maistrello and Sbrenna, 1999: 186–191 • *Kaloterme flavicollis*; behavior; polyethism; reproductives.
- Engel and Krishna, 2001a: 100–102 • *Kaloterme flavicollis*; proposed designation of *Termes flavicollis* as type species for *Kaloterme* Hagen, 1853.
- ICZN, 2002: 209 • *Kaloterme flavicollis*; placed on Official List of Specific Names in Zoology.
- Kindl, 2004: 227–230 • *Kaloterme flavicollis*; development; neotenic; replacement reproductives.
- Szalanski et al., 2004: 556–566 • *Kaloterme flavicollis*; 16s rRNA sequences; morphology; phylogeny; distribution.
- Kindl and Hrdý, 2005: 307–311 • *Kaloterme flavicollis*; neotenic; development; behavior.
- Luchetti et al., 2005a: 149–153 • *Kaloterme flavicollis*; mtDNA analysis; genetic variation.
- Belyaeva and Dovgobrod, 2006: 503, fig. 2c • *Kaloterme flavicollis*; female genitalia described and figured.
- Bergamaschi et al., 2007: 735–753 • *Kaloterme flavicollis*; COII; karyotype; phylogeny.
- Engel et al., 2009: 22, 24, 25 figs. 3, 4 • *Kaloterme flavicollis*; character-state coding; phylogeny.

Caloterme maroccoensis Sjöstedt, 1904: 17 (soldier).

TYPE DATA: Syntypes: MNHP soldiers.

TYPE LOCALITY: Morocco.

- Desneux, 1904b: 24 • *Kaloterme maroccoensis*; reference list. Morocco.
- Holmgren, 1911a: 53 • *Caloterme*?(*Neoterme*) *maroccoensis*; listed.
- Hegh, 1922: 68, 345, 682 • *Caloterme* (*Neoterme*) *maroccoensis*; biology; reference list; distribution.

- Sjöstedt, 1926d: 24, 26, pl. 1: fig. G • *Calotermes maroccoensis*; soldier figured; key; remarks; locality. Morocco.
- Snyder, 1949a: 17 • *Kalotermes maroccoensis*; listed as valid; catalog; synonymy; distribution. Morocco.
- Krishna et al., this work • *Calotermes maroccoensis*; synonymized with *flavicollis*. **New Synonymy.**

🌐 DISTRIBUTION: Palaearctic Region—Algeria to Egypt, Levant (between Greece and west Egypt); Asia minor: Syria, NW Caucasus; France; Israel; Italy: Sardinia, Sicily; Libya; Morocco; Portugal; Spain; Tunisia; Turkey; Yugoslavia.

†*Kalotermes fossus* Zhang, Sun, and Zhang, 1994

†*Kalotermes fossus* Zhang (J.-F.) et al., 1994 • 51–52 (imago), pl. 3: fig. 1.

TYPE DATA: Holotype: SHNM imago.

TYPE LOCALITY: China: Shandong Province: Linqu County: Shanwang Village: Shanwang Formation: Middle Miocene.

🌐 DISTRIBUTION: Palaearctic Region—China: Shandong.

* FOSSIL RECORD: Cenozoic–Neogene: Miocene.

Kalotermes gracilignathus Emerson, 1924

Kalotermes (Neotermes) gracilignathus Emerson, 1924: 392–394 (imago, soldier), figs. a–e.

TYPE DATA: Holotype: NHRM imago. Paratypes: AMNH imagoes, soldiers, nymph, NCIP imago, soldier.

TYPE LOCALITY: Chile: Juan Fernandez Islands: Masatierra.

- Goetsch, 1933: 241 • *Calotermes (Neotermes) gracilignathus*; characters; remarks. Chile: Juan Fernandez Islands.
- Snyder, 1949a: 25 • *Neotermes gracilignathus*; catalog; new combination. West coast of South America; Juan Fernandez and Easter Island.
- Krishna, 1961: 336 • *Kalotermes gracilignathus*; listed.
- Dourojeanni, 1964: 77 • *Neotermes gracilignathus*; synonymy; distribution.
- Guzmán, 1966: 4–5 • *Kalotermes (Neotermes) gracilignathus*; locality. Juan Fernandez Islands.
- Emerson, 1969: 12 • *Kalotermes gracilignathus*; cited.
- Ruelle, 1975b: 3 • *Kalotermes gracilignathus*; types listed.
- Araujo, 1977c: 20 • *Kalotermes gracilignathus*; catalog. Chile: Juan Fernandez Islands.
- Camousseight 1980: 30 • *Kalotermes gracilignathus*; collection catalog. Chile: Juan Fernandez Islands.
- Constantino, 1998b: 150 • *Kalotermes gracilignathus*; catalog. Chile: Juan Fernandez Islands.

🌐 DISTRIBUTION: Neotropical Region—Chile: Juan Fernandez Islands; Peru.

Kalotermes hilli (Emerson, 1949)

Proglyptotermes hilli Emerson, 1949a: 321 [*nom. nov.* for *Termes obscurus* Walker, 1853].

- Snyder, 1949a: 15 • *Kalotermes hilli*; catalog; reference list; synonymy; incorrectly listed as a new name, as Emerson, 1949a preceded Snyder, 1949a by several months; new combination. Australia.

- Kirby, 1949b: 321, 357, 382 • *Proglyptotermes hilli*; protozoa.
- Roonwal and Pant, 1953: 43 • *Kalotermes hilli*; collection catalog. Australia.
- Calaby and Gay, 1959: 214 • *Kalotermes hilli*; ecology.
- Krishna, 1961: 336, 396, 399 • *Kalotermes hilli*; listed; protozoa.
- Mathur and Thapa, 1962a: 13 • *Kalotermes hilli*; collection catalog. Australia.
- Emerson, 1969: 23 • *Kalotermes hilli*; listed.
- Gay and Calaby, 1970: 404 • *Kalotermes hilli*; biology; distribution. Australia.
- Roonwal and Rathore, 1978b: 221, 223–224, figs. 1, 3 • *Kalotermes hilli*; wing microsculpturing.
- Sewell and Gay, 1978: 42, 44, figs. 1–4 • *Kalotermes hilli*; key; imago, soldier described and figured. Australia.
- Bain and Jenkin, 1983: 368 • *Kalotermes hilli*; listed. New Zealand: interception.
- Perry et al., 1985: 72, fig. 3D • *Kalotermes hilli*; characters; soldier figured; biology.
- Watson and Abbey, 1993b: 28, fig. 35 • *Kalotermes hilli*; distribution map.
- Watson et al., 1998: 182 • *Kalotermes hilli*; catalog; synonymy; distribution; ecology. Australia.

Termes obscurus Walker, 1853: 527 (imago) [junior homonym of *Termes (Eutermes) obscurus* De Heer, 1849].

TYPE DATA: Holotype: BMNH No. (18) 43 14 imago ♀ [holotype by monotypy]; labeled as “*Termes obscurus* Walker, 1853.”

TYPE LOCALITY: Australia: Western Australia: Swan River.

- Walker, 1853: 526 • *Termes australis* [soldier, nymph only]; description.
- Hagen, 1855: 291 • *Termes obscurus*; discussion.
- Hagen, 1858c: 45 • *Calotermes convexus*; synonymy; new combination [imago from New Holland only].
- Hagen, 1858b: 6 • *Calotermes convexus*; synonymy [imago from New Holland only].
- Froggatt, 1897a: 522 • *Calotermes convexus* [imago from West Australia only].
- Desneux, 1904e: 23 • *Termes obscurus*; listed; *Calotermes convexus*; listed [from Australia only].
- Froggatt, 1905: 19, 21 • *Calotermes convexus*; remarks. [Australia only].
- Holmgren, 1911a: 55 • *Calotermes (Cryptotermes) convexus* [part]; listed. [Australia only].
- Hill, 1921b: 442–443 • *Calotermes obscurus* [remarks only; description of imago, soldier = *rufinotum*].
- Hill, 1925b: 208–210, pl. 23, figs. 3–7 • *Calotermes (Calotermes) obscurus*; synonymy; imago, soldier described and figured.
- Hill, 1942: 105–107, figs. 53, 54 • *Calotermes (?) obscurus*; imago, soldier described and figured; synonymy; distribution; biology. Australia.

🌐 DISTRIBUTION: Australian Region—Australia: Western Australia.

Kalotermes isaloensis (Cachan, 1949)

Neotermes isaloensis Cachan, 1949: 187, 199–200 (soldier), fig. 6 [also as “*isaolensis*”].

TYPE DATA: Syntypes: RGMC soldiers, AMNH soldier, nymph, NCIP soldier [incorrectly cited as paratype by Ruelle, 1975b].

TYPE LOCALITY: Madagascar: Isalo.

- Krishna, 1961: 336 • *Kalotermes isaloensis*; listed; new combination.
- Eggleton and Davies, 2003: 657, table 8.26 • *Kalotermes isaloensis*; checklist; distribution. Madagascar and associated coastal Islands.

🌐 DISTRIBUTION: Ethiopian Region—Madagascar.

Kalotermes jepsoni* Kemner, 1932**Kalotermes jepsoni* Kemner, 1932c: 146–149 (imago, soldier), fig. 7.**

TYPE DATA: Lectotype: ZMLU soldier. Paralectotypes: ZMLU imago, AMNH imago, soldier, nymph.

LECTOTYPE DESIGNATION: Roonwal and Sen-Sarma, 1960: 121.

TYPE LOCALITY: Sri Lanka: Maskeliya.

- Jepson, 1931: 583 • *Kalotermes (Glyptotermes) jepsoni*; nomen nudum.
- Pinto, 1941: 87 • *Glyptotermes jepsoni*; distribution; new combination. Sri Lanka.
- Snyder, 1949a: 16 • *Kalotermes jepsoni*; catalog. Sri Lanka.
- Lal and Menon, 1953: 14–15 • *Kalotermes (Glyptotermes) jepsoni*; catalog; systematic and biological reference list. Sri Lanka.
- Ahmad, 1958: 37, 38 • *Kalotermes jepsoni*; key [misspelled as *jeposoni* on p. 38].
- Roonwal and Sen-Sarma, 1960: 101, 102, 117–122, 255, 258, 259, fig. 22, pl. 22 • *Kalotermes jepsoni*; synonymy; key; imago, soldier, pseudoworker described and figured; distribution. Sri Lanka.
- Krishna, 1961: 336 • *Kalotermes jepsoni*; listed.
- Mathur and Thapa, 1962a: 13 • *Kalotermes jepsoni*; collection catalog. Sri Lanka.
- Ranaweera, 1962: 89, 95 • *Glyptotermes jepsoni*; biology; damage; distribution. Sri Lanka.
- Roonwal, 1970c: 324 • *Kalotermes jepsoni*; biology.
- Sen-Sarma, 1974: 451 • *Kalotermes jepsoni*; ecology and biogeography. Sri Lanka.
- Chhotani, 1975b: 118 • *Kalotermes jepsoni*; distribution. Sri Lanka.
- Roonwal, 1977d: 32, 34 • *Kalotermes jepsoni*; wing microsculpturing.
- Chhotani, 1980: 4, 17–18, fig. 3 • *Kalotermes jepsoni*; imago, soldier described and figured; distribution; host and pest status; biology and ecology; key. Sri Lanka.
- Roonwal and Chhotani, 1989: 276–280, figs. 151–153 • *Kalotermes*; imago, soldier, pseudoworker described and figured; synonymy; key. Sri Lanka.
- Ahmad and Akhtar, 2002: 6 • *Kalotermes jepsoni*; catalog. Sri Lanka.

🌐 DISTRIBUTION: Oriental Region—Sri Lanka.

Kalotermes monticola* Sjöstedt, 1925**Kalotermes monticola brachycephala* Sjöstedt, 1926*****Kalotermes monticola brachycephala* Sjöstedt, 1926d: 26–27 (soldier, worker), pl. 1: figs. I1, I2.**

TYPE DATA: Syntypes: NHRM soldiers, workers.

TYPE LOCALITY: Algeria: Massif de l'Edough.

- Snyder, 1949a: 19 • *Kalotermes monticola* form *brachycephala*; catalog. Algeria.

🌐 DISTRIBUTION: Palaearctic Region—Algeria.

Kalotermes monticola monticola* Sjöstedt, 1925**Kalotermes monticola* Sjöstedt, 1925: 53 (soldier).**

TYPE DATA: Syntypes: MNHP soldiers, NHRM worker.

TYPE LOCALITY: Algeria: Massif de l'Edough.

- Sjöstedt, 1926d: 24, 26, pl. 1: figs. H1, H2 • *Kalotermes monticola*; soldier described and figured; key; remarks; locality. Algeria.
- Snyder, 1949a: 19 • *Kalotermes monticola*; catalog. Algeria.

🌐 DISTRIBUTION: Palaearctic Region—Algeria.

†*Kalotermes nigellus* Zhang, Sun, and Zhang, 1994

†*Kalotermes nigellus* Zhang (J.-F.) et al., 1994: 49–50 (imago), figs. 16–17, pl. 2: fig. 3.

TYPE DATA: Holotype: SHNM imago.

TYPE LOCALITY: China: Shandong Province: Linq County: Shanwang Village: Shanwang Formation: Middle Miocene.

🌐 DISTRIBUTION: Palaearctic Region—China: Shandong.

* FOSSIL RECORD: Cenozoic–Neogene: Miocene.

†*Kalotermes nisus* Zhang, Sun, and Zhang, 1994

†*Kalotermes nisus* Zhang (J.-F.) et al., 1994: 50–51 (imago), figs. 18–19, pl. 2: fig. 4.

TYPE DATA: Holotype: SHNM imago.

TYPE LOCALITY: China: Shandong Province: Linq County: Shanwang Village: Shanwang Formation: Middle Miocene.

🌐 DISTRIBUTION: Palaearctic Region—China: Shandong.

* FOSSIL RECORD: Cenozoic–Neogene: Miocene.

†*Kalotermes oeningensis* Rosen, 1913

†*Kalotermes oeningensis* Rosen, 1913a: 326 (imago).

TYPE DATA: Holotype (depository unknown): imago wing (Upper Miocene).

TYPE LOCALITY: Germany: Baden: Oeningen.

- Snyder, 1925d: chart 1 • *Kalotermes oeningensis*; listed.
- Statz, 1939: table 4 • *Calotermes oehningensis* [sic]; listed; paleontology.
- Armbruster, 1941: 19 • *Calotermes oehningensis* [sic]; discussion.
- Snyder, 1949a: 358 • *Kalotermes oeningensis*; catalog; reference list. Germany: Miocene.
- Krishna, 1961: 336 • *Kalotermes oeningensis*; listed.
- Weidner, 1968b: 19 • *Kalotermes oeningensis*; discussion.
- Nel and Paicheler, 1993: 120 • *Kalotermes oeningensis*; type data; paleontology; distribution.

🌐 DISTRIBUTION: Palaearctic Region—Germany.

* FOSSIL RECORD: Cenozoic–Neogene: Miocene.

Kalotermes pallidiotum Hill, 1942

Calotermes pallidiotum Hill, 1942: 117–119 (imago, soldier), figs. 63, 64 [described as *Calotermes* (subgen.?) *pallidiotum*].

TYPE DATA: Holotype: ANIC No. 9038 imago. Paratypes: ANIC No. 10 2922 imagoes, soldiers, AMNH imagoes, soldiers, workers, NCIP imago, soldiers, FRI imagoes, soldier.

TYPE LOCALITY: Australia: New South Wales: Pigeon House Range.

- Snyder, 1949a: 19 • *Kalotermes pallidiotum*; catalog. Australia.
- Emerson, 1949a: 321 • *Proglyptotermes pallidiotum*; listed; new combination.
- Kirby, 1949b: 340, 382 • *Proglyptotermes pallidiotum*; protozoa.
- Roonwal and Pant, 1953: 43 • *Kalotermes pallidiotum*; collection catalog. Australia.

- Krishna, 1961: 336, 395 • *Kalotermes pallidinotum*; listed; protozoa.
- Mathur and Thapa, 1962a: 14 • *Kalotermes pallidinotum*; collection catalog. Australia.
- Gay and Calaby, 1970: 404 • *Kalotermes pallidinotum*; biology; distribution. Australia.
- Ruelle, 1975b: 3 • *Kalotermes pallidonotum*; types listed.
- Watson and Abbey, 1993b: 28, fig. 36 • *Kalotermes pallidinotum*; distribution map.
- Watson et al., 1998: 182 • *Kalotermes pallidinotum*; catalog; synonymy; distribution; ecology. Australia.

🌐 DISTRIBUTION: Australian Region—Australia: New South Wales.

†*Kalotermes piacentinii* (Piton and Théobald, 1937)

†*Termopsis piacentinii* Piton and Théobald, 1937: 80–81 (imago), fig. 4.

TYPE DATA: Holotype: MNHP No. IPM-R.07027 imago.

TYPE LOCALITY: France: Puy-de-Dôme, Menat.

- Statz, 1939: table 4 • *Termopsis Piacentinii*; listed; paleontology.
- Piton, 1940: 144–145, fig. 20 • *Termopsis Piacentinii*; imago described and figured.
- Snyder, 1949a: 358 • *Kalotermes piacentinii*; catalog; reference list. France: Eocene.
- Krishna, 1961: 336 • *Kalotermes piacentinii*; listed.
- Nel and Paicheler, 1993: 121–122, figs. 15–17 • *Kalotermes piacentinii*; as *Insecta incertae sedis*; imago described and figured; type data; paleontology; distribution.

🌐 DISTRIBUTION: Palaeartic Region—France.

* FOSSIL RECORD: Cenozoic–Palaeogene: Eocene.

†*Kalotermes rhenanus* Hagen, 1863

†*Calotermes rhenanus* Hagen, 1863: 250–251 (imago), pl. 44, figs. 1–2.

TYPE DATA: Holotype: BMNH imago.

TYPE LOCALITY: Germany: Rott-am-Siebengebirge.

- Handlirsch, 1907: 698 • “*Calotermes*” *rhenanus*; listed; synonymy.
- Rosen, 1913a: 323 • *Calotermes rhenanus*; listed; characters; distribution.
- Cockerell and Snyder, 1925: 22 • *Calotermes rhenanus*; discussion.
- Snyder, 1925d: chart 1 • *Kalotermes rhenanus*; listed.
- Pongrácz, 1926: pl. 5 • *Calotermes rhenanus*; phylogeny.
- Statz, 1939: 3–4, 6, 17–18, 35, 37, 40, 42, table 4, pl. 8: figs. 34–35 • *Calotermes rhenanus* [also as *rhenana*]; imago described and figured.
- Armbruster, 1941: 17, 19, 39 • *Calotermes rhenanus*; discussion.
- Snyder, 1949a: 358 • *Kalotermes rhenanus*; catalog; reference list. Germany: Oligocene.
- Krishna, 1961: 336 • *Kalotermes rhenanus*; listed.
- Weidner, 1968b: 19 • *Kalotermes rhenanus*; discussion.
- Emerson, 1969: 31–34, fig. 8 • *Kalotermes rhenanus*; imago described and figured; synonymy; paleontology; locality. Germany: Oligocene.
- Sphon, 1973: 21 • *Calotermes rhenanus*; collection catalog; Statz specimens listed.
- Burnham, 1978: 88 • *Kalotermes rhenanus*; listed.
- Jarzembowski, 1980: 250–251 • *Kalotermes rhenanus*; discussion.
- Nel and Paicheler, 1993: 120 • *Kalotermes rhenanus*; type data; paleontology; distribution.

🌐 DISTRIBUTION: Palaeartic Region—Germany.

* FOSSIL RECORD: Cenozoic–Palaeogene: Oligocene.

***Kaloterme rufinotum* Hill, 1925**


***Caloterme (Caloterme) rufinotum* Hill, 1925b: 207 (imago, soldier) [described as “nom. nov.” for specimens misidentified by Hill, 1921b as *C. obscurus* Walker and therefore actually a new species; no description but bibliographic reference to description in Hill, 1921b].**

TYPE DATA: Lectotype: NMV No. T-10842 imago ♂. Paralectotypes: NMV imagoes, soldiers, workers, nymphs, AMNH imagoes, soldiers, workers, nymphs, NCIP imagoes, soldiers [incorrectly cited as paratypes by Ruelle, 1975b], FRI imago, soldier, pseudoworkers.

LECTOTYPE DESIGNATION: Hill, 1925b: 207 “Type imago and soldier” cited [= syntypes]. Hill, 1942: 110 [by inference of holotype (ICZN, 1999, art. 74.6)]. Watson et al., 1998: 182 Holotype incorrectly cited [by implication] as designated by Hill, 1925b.

TYPE LOCALITY: Australia: Victoria: Seaford.

- Hill, 1921b: 439–443, figs. 20–29, pl. 36, figs. 23, 24 • *Caloterme (Glyptoterme) ?obscurus* [misidentification]; imago, soldier described and figured; locality. Australia [remarks only; p. 442 refers to *obscurus*].
- Hill, 1925c: 87 • *Caloterme rufinotum*; imago, soldier described. Australia.
- Hill, 1932a: 136 • *Caloterme (?) rufinotum*; biology; locality. Australia.
- Hill, 1932b: 12, 17, fig. 11 • *Caloterme rufinotum*; imago, soldier described and figured; key; distribution. Australia.
- Hill, 1942: 107–110, figs. 55, 56 • *Caloterme (?) rufinotum*; imago, soldier described and figured; synonymy; distribution; biology. Australia.
- Snyder, 1949a: 20 • *Kaloterme rufinotum*; catalog; reference list; synonymy. Australia.
- Emerson, 1949a: 321 • *Proglyptoterme rufinotum*; listed; new combination.
- Kirby, 1949b: 354, 382 • *Proglyptoterme rufinotum*; protozoa.
- Roonwal and Pant, 1953: 43 • *Kaloterme rufinotum*; collection catalog. Australia.
- Krishna, 1961: 336, 395 • *Kaloterme rufinotum*; listed; protozoa.
- Mathur and Thapa, 1962a: 14 • *Kaloterme rufinotum*; collection catalog. Australia.
- Gay and Calaby, 1970: 404 • *Kaloterme rufinotum*; biology; distribution. Australia.
- Ruelle, 1975b: 3 • *Kaloterme rufinotum*; types listed.
- Jarzembowski, 1980: 250 • *Kaloterme rufinotum*; discussion.
- Sewell and Watson, 1981: 243–323 • *Kaloterme rufinotum*; developmental pathways.
- Watson and Sewell, 1981: 101–118, figs. 6, 7 • *Kaloterme rufinotum*; developmental pathways.
- Bain and Jenkin, 1983: 368 • *Kaloterme rufinotum*; listed. New Zealand: interception.
- Watson and Sewell, 1985: 30, figs. 3.2, 3.3 • *Kaloterme rufinotum*; developmental pathways.
- Watson and Gay, 1991: figs. 20.9, 20.15B • *Kaloterme rufinotum*; soldier; developmental pathways figured.
- Watson and Abbey, 1993b: 29, fig. 37 • *Kaloterme rufinotum*; distribution map.
- Watson et al., 1998: 182, fig. 6 • *Kaloterme rufinotum*; catalog; soldier figured; distribution; ecology. Australia.

 DISTRIBUTION: Australian Region—Australia: Capital Territory, New South Wales, Victoria.

***Kaloterme serrulatus* Gay, 1977**

***Kaloterme serrulatus* Gay, 1977b: 222–223 (imago, soldier), figs. 1–8.**

TYPE DATA: Holotype: ANIC No. 9039 soldier. Paratypes: ANIC No. 10 15437 imagoes, soldiers, workers.

TYPE LOCALITY: Australia: Queensland: 65 km WNW Townsville.

- Watson and Abbey, 1993b: 29, fig. 38 • *Kaloterme serrulatus*; distribution map.
- Watson et al., 1998: 182 • *Kaloterme serrulatus*; catalog; synonymy; distribution; ecology. Australia.

 DISTRIBUTION: Australian Region—Australia: Queensland.

Kalotermes sinaicus* Kemner, 1932**Kalotermes sinaicus* Kemner, 1932b: 87–91 (soldier, nymph), fig. 1.**

TYPE DATA: Syntypes: BMNH soldiers, nymphs, AMNH nymphs.

TYPE LOCALITY: Egypt: Sinai Peninsula: Gabr. Amir.

- Snyder, 1949a: 20 • *Kalotermes sinaicus*; catalog. Palestine: Sinai.
- Krishna, 1961: 336, 395, 399 • *Kalotermes sinaicus*; listed; protozoa.
- Harris, 1961a: 155, 158 • *Kalotermes sinaicus*; damage; distribution.
- Hafez, 1980: 149 • *Kalotermes sinaicus*; damage; distribution. Egypt.
- Johnson and Wood, 1980: 279–293 • *Kalotermes sinaicus*; checklist; ecology; distribution.
- Kugler, 1988: 270 • *Kalotermes sinaicus*; distribution. Israel.
- Fontana et al., 1993: 111–114 • *Kalotermes sinaicus*; chromosome number.

🌐 DISTRIBUTION: Palaearctic Region—Egypt; Israel.

Kalotermes umtatae* (Coaton, 1949)**Glyptotermes umtatae* Coaton, 1949b: 70–72 (soldier), fig. 12 [described as ?*Glyptotermes umtatae*].**

TYPE DATA: Holotype: NCIP No. TM 841A soldier. Paratypes: NCIP No. TM 841 soldiers, nymphs, AMNH soldier, NCIP No. TM 842 soldiers, nymphs [not type locality].

TYPE LOCALITY: South Africa: Transkei: Mpane Forest, Umtata coastal belt.

- Kirby, 1944: 198 • *Kalotermes* sp. nov.; protozoa.
- Kirby, 1949b: 321, 336 • *Proglyptotermes* sp. nov.; protozoa.
- Coaton, 1950: 28, 31 • *Proglyptotermes umtatae*; key; new combination.
- Krishna, 1961: 336, 395, 399 • *Kalotermes umtatae*; listed; protozoa; new combination.
- Mathur and Thapa, 1962a: 14 • *Kalotermes umtatae*; collection catalog. South Africa.
- Bouillon and Mathot, 1965: 17, 37, 80, 81, pl. 8: figs. 15a–15e • *Kalotermes umtatae*; catalog; soldier figured. South Africa.
- Bouillon and Mathot, 1971: table: no. 33 • *Kalotermes umtatae*; measurements.
- Ruelle, 1975b: 3 • *Kalotermes umtatae*; types listed.

🌐 DISTRIBUTION: Ethiopian Region—South Africa.

Marginitermes* Krishna, 1961**Marginitermes* Krishna, 1961: 358, 361.**TYPE SPECIES: *Kalotermes hubbardi* Banks, 1920 by original designation.

- Krishna, 1961: 358–361 • *Marginitermes*; generic characters; key; reference list; phylogeny; distribution.
- Weesner, 1965: 34, 35 • *Marginitermes*; key; characters.
- Morimoto, 1975b: 11 • *Marginitermes*; key.
- Araujo, 1977c: 20 • *Marginitermes*; catalog.
- Yamin, 1979: 18 • *Marginitermes*; protozoa; species included.
- Araujo and Fontes, 1979: 31 • *Marginitermes*; key.
- Nickle and Collins, 1990: 93, 107 • *Marginitermes*; key; characters.
- Myles, 1997: 758–759 • *Marginitermes*; characters.
- Poole and Gentili, 1997: 494 • *Marginitermes*; listed.

- Constantino, 1998b: 150 • *Marginitermes*; catalog.
- Fontes and Monteiro, 1998: 34 • *Marginitermes*; etymology and pronunciation.

▲ 2 species.

🌐 DISTRIBUTION: Nearctic Region; Neotropical Region.

Marginitermes cactiphagus Myles, 1997

Marginitermes cactiphagus Myles, 1997: 760–765 (soldier), figs. 1–6, table 1.

TYPE DATA: Holotype: ROMTE soldier. Paratypes: USNM soldiers, nymphs.

TYPE LOCALITY: Mexico: Baja California Sur, five km east of Cabo San Lukas.

- Constantino, 1998b: 150 • *Marginitermes cactiphagus*; catalog. Mexico.
- Fontes, 1998: 327 • *Marginitermes cactiphagus*; catalog.
- Méndez-Montiel and Equihua-Martínez, 2001: 173–187 • *Marginitermes cactiphagus*; checklist; diversity; distribution. Mexico.

🌐 DISTRIBUTION: Nearctic Region—Mexico: Baja California Sur.

Marginitermes hubbardi (Banks, 1920)

Kaloterme hubbardi Banks, 1920: 28–29 (imago), fig. 18, pl. 2: fig. 4.

TYPE DATA: Holotype: USNM No. 21855 imago. Paratypes: MCZ No. 10535 imagoes [not type locality], AMNH imago, MCZ No. 10535 imago [not type locality].

TYPE LOCALITY: USA: Arizona: Tucson.

- Snyder, 1926f: 396, figs. 1, 2, 4 • *Kaloterme hubbardi*; habitat figured; locality. USA: Arizona.
- Light, 1926: 141–158 • *Kaloterme hubbardi*; protozoa.
- Light, 1929b: 67, 70 • *Kaloterme hubbardi*; locality. Mexico: Baja California.
- Light, 1930e: 178, 179 • *Kaloterme hubbardi*; measurements; locality. Mexico: Socorro Island.
- Light, 1933: 84, 88–91, figs. B–E • *Kaloterme (Kaloterme) hubbardi*; imago described; nanitic soldier measurements; key; damage figured; biology; protozoa; distribution. Mexico.
- Light, 1934d: 130 • *Kaloterme (Kaloterme) hubbardi*; distribution. Mexico; USA: Arizona, California.
- Light, 1934f: 207, 208, 209 • *Kaloterme hubbardi*; key; distribution. Mexico; USA: Arizona.
- Light, 1934g: 216, fig. 77a • *Kaloterme hubbardi*; key; characters, soldier figured.
- Light, 1934j: 337, 338 • *Kaloterme (Kaloterme) hubbardi*; key; economic importance; distribution. Mexico.
- Light, 1934h: 266–267, fig. 84 • *Kaloterme hubbardi*; biology; distribution.
- Light, 1935: 236 • *Kaloterme (Kaloterme) hubbardi*; locality. Mexico: Socorro Island.
- Browman, 1935: 122, fig. 11 • *Kaloterme (Kaloterme) hubbardi*; female genitalia described and figured.
- Kirby, 1945: 274, 292, 310, 312 • *Kaloterme hubbardi*; protozoa.
- Light and Weesner, 1948: 54, 56–57 • *Kaloterme hubbardi*; swarming. USA: Arizona.
- Snyder, 1949a: 36 • *Procryptoterme hubbardi*; catalog; new combination. Mexico; USA: Arizona, California.
- Krishna, 1961: 361, 396, 397, 398, figs. 52–55 • *Marginiterme hubbardi*; listed; imago, soldier figured; protozoa; new combination.
- Harris, 1961a: 155, 161 • *Procryptoterme hubbardi*; damage; distribution.
- Springhetti and Oddone, 1964: 146, 149, 150, 151, 155, figs. 5, 12 • *Procryptoterme hubbardi*; seminal vesicles.

- Springhetti, 1964b: 213 • *Procryptotermes hubbardi*; seminal vesicles.
- Weesner, 1965: 36, 57, 58, 59, fig. 17 • *Marginitermes hubbardi*; key; characters; soldier figured; biology; distribution.
- Nutting, 1966c: 177 • *Marginitermes hubbardi*; cited.
- Nutting, 1970a: 1107 • *Marginitermes hubbardi*; colony size and composition. USA: Arizona.
- Weesner, 1970: 485–486 • *Marginitermes hubbardi*; biology.
- Morimoto, 1975b: 11, fig. 13 • *Marginitermes hubbardi*; soldier figured.
- Araujo, 1977c: 20 • *Marginitermes hubbardi*; catalog. Mexico; USA: California, Arizona, Texas.
- La Fage and Nutting, 1979: 257–267 • *Marginitermes hubbardi*; gas exchange.
- Nutting, 1979b: 143 • *Marginitermes hubbardi*; swarming period.
- Jones and La Fage, 1980: 325–336 • *Marginitermes hubbardi*; morphology; abdominal sterna.
- Roonwal, 1984: 11 • *Procryptotermes hubbardi*; caudal abdominal sternites discussed.
- Jones et al., 1988: 96–97 • *Marginitermes hubbardi*; biology; dispersal flight; sex ratios.
- Roonwal and Chhotani, 1989: 17, 46 • *Marginitermes hubbardi* [also as *Procryptotermes hubbardi*]; soldier head characters and genitalia discussed.
- Nickle and Collins, 1990: 91, 96, 107, figs. 6G, 7C, E • *Marginitermes hubbardi*; key; soldier figured; characters; distribution. Mexico.
- Lu, 1991: 155–158 • *Marginitermes hubbardi*; digestive system.
- Bao, 1992: 243 • *Marginitermes hubbardi*; third antennal segment.
- Myles, 1997: 760 • *Marginitermes hubbardi*; soldier measurements; proventricular armature.
- Poole and Gentili, 1997: 494 • *Marginitermes hubbardi*; distribution. North America.
- Constantino, 1998b: 150 • *Marginitermes hubbardi*; catalog. Mexico; USA: Arizona.
- Fontes, 1998: 328 • *Marginitermes hubbardi*; catalog.
- Méndez-Montiel and Equihua-Martínez, 2001: 173–187 • *Marginitermes hubbardi*; checklist; diversity; distribution. Mexico.
- Haverty et al., 2005: 2119–2151 • *Marginitermes hubbardi*; fecal pellets; cuticular hydrocarbons; chemotaxonomy.
- Scheffrahn et al., 2005c: 550, table 1 • *Marginitermes hubbardi*; checklist; distribution. Nicaragua.
- Johnston and Wheeler, 2007: 383–387 • *Marginitermes hubbardi*; hexamerin; biparental care; claustral founding.

🌐 DISTRIBUTION: Nearctic Region—Mexico: Baja California Sur, Sonora; USA: Arizona, California.
Neotropical Region—Mexico: Colima, Socorro Island; Nicaragua.

Neotermes Holmgren, 1911

Neotermes Holmgren, 1911a: 53, 54 [first introduced as a subgenus of *Calotermes* Hagen, 1858].

TYPE SPECIES: *Termes castaneus* Burmeister, 1839 by original designation.

- Hagen, 1861b: 1 • *Kalotermes* [part]; characters.
- Desneux, 1904a: 20–22 • *Calotermes* [part]; characters; species included; biology.
- Holmgren, 1911a: 53 • *Calotermes* (*Neotermes*); characters; species included; distribution.
- Holmgren, 1913c: 36, 37 • *Calotermes* (*Neotermes*); key.
- Banks, 1919: 476 • *Neotermes*; key.
- Banks and Snyder, 1920: 16, 32 • *Neotermes*; key; characters.
- Fuller, 1921: 19, 23 • *Neotermes*; key.
- Snyder, 1922: 8 • *Neotermes*; remarks.
- Sjöstedt, 1926d: 22, 23, 33 • *Neotermes*; reference list; key; forewing figured.
- Emerson, 1928b: 405, 418 • *Kalotermes* (*Neotermes*); key; distribution.
- Light, 1930f: 16, 18, 21 • *Neotermes*; key.
- Kemner, 1934b: 30, 31 • *Neotermes*; synonymy; key.
- Snyder, 1934a: 24, 27 • *Kalotermes* (*Neotermes*); key.
- Wu, 1935: 217 • *Neotermes*; catalog; reference list.

- Hare, 1937: 474, 475, pls. 1, 2 • *Neotermes*; phylogeny; Holmgren's phylogeny compared.
- Harris, 1941: 202 • *Neotermes*; key.
- Emerson, 1942: 10 • *Neotermes*; listed.
- Hill, 1942: 14, 35–37 • *Calotermes* (*Neotermes*); key; synonymy; imago diagnosed.
- Tembrock, 1944: fig. 9 • *Neotermes*; map; species distribution.
- Snyder, 1949a: 21 • *Neotermes*; catalog; reference list.
- Cachan, 1949: 185, 186, 196 • *Neotermes*; key; characters; species included.
- Lal and Menon, 1953: 8, 15 • *Kalotermes* (*Neotermes*) [part]; catalog; reference list; key.
- Emerson, 1955: 507, 508 • *Neotermes*; number of species; distribution.
- Weidner, 1955f: 46, 68 • *Neotermes*; number of species; distribution.
- Ahmad, 1958: 36 • *Neotermes* [part]; key.
- Calaby and Gay, 1959: 212 • *Neotermes*; zoogeography; number of species.
- Roonwal and Sen-Sarma, 1960: 98, 99, 137–140 • *Neotermes*; key; synonymy; characters; species included; distribution.
- Krishna, 1961: 321–325 • *Neotermes*; generic characters; key; reference list; phylogeny; distribution.
- Webb, 1961: 9 • *Neotermes*; key.
- Roonwal and Chhotani, 1962a: 294 • *Neotermes*; key.
- Ranaweera, 1962: 90 • *Neotermes*; key.
- Tsai and Chen, 1964b: 42, 43 • *Neotermes*; key; characters.
- Bouillon and Mathot, 1965: 17, 80, 81, pl. 8: fig. 16c • *Neotermes*; key; characters; imago mandibles figured.
- Weesner, 1965: 34, 35, 49, 50 • *Neotermes*; key; characters.
- Emerson, 1969: 27–28 • *Neotermes*; brief discussion.
- Araujo, 1970d: 532 • *Neotermes*; distribution; number of species in Neotropical Region.
- Bess, 1970: 469 • *Neotermes*; number of species; distribution. Oceanic Islands.
- Bouillon and Mathot, 1971: table • *Neotermes*; soldier measurements; number of species in Ethiopian Region.
- Chaudhry et al., 1972: 1 • *Neotermes*; characters.
- Coaton and Sheasby, 1972: 24, 46, 101, figs. 6A–B, 26 • *Neotermes*; soldier figured; key; ecology; biology; distribution. Namibia.
- Chhotani and Bose, 1973: 232 • *Neotermes*; distribution. Indian region.
- Roonwal et al., 1974: 63 • *Neotermes*; wing cuticular structures.
- Sen-Sarma, 1974: 427, 450 • *Neotermes*; ecology and biogeography.
- Akhtar, 1975: 4 • *Neotermes*; key.
- Chhotani, 1975b: 112–113 • *Neotermes*; Oriental species discussed.
- Sen-Sarma et al., 1975: 2, 4, 7, 34 • *Neotermes*; distribution and ecology; key. India.
- Araujo, 1977c: 20 • *Neotermes*; catalog.
- Mathews, 1977: 79 • *Neotermes*; synonymy; characters.
- Roonwal and Chhotani, 1977: 42, 43 • *Neotermes*; key.
- Roonwal and Rathore, 1978b: 228 • *Neotermes*; wing microsculpturing.
- Thakur, 1978d: 95 • *Neotermes*; biology.
- Chhotani and Bose, 1979b: 18 • *Neotermes*; nesting behavior and nests. India.
- Roonwal et al., 1979a: 126 • *Neotermes*; wing microsculpturing.
- Sen-Sarma and Thakur, 1979: 4 • *Neotermes*; key.
- Yamin, 1979: 18–21 • *Neotermes*; protozoa; species included.
- Chhotani, 1980: 3, 12 • *Neotermes*; Indian species listed; key.
- Mill, 1982a: 255 • *Neotermes*; habitat; nest location; food; locality. Brazil.
- Mill, 1982b: 56 • *Neotermes*; habitat; nest location; food.
- Chhotani and Bose, 1983: 126 • *Neotermes*; distribution. Ethiopian Region.
- Maiti, 1983: 15, 21 • *Neotermes*; key.
- Bose, 1984: 17–18, 21 • *Neotermes*; key; synonymy; remarks.
- Collins, 1984: 76 • *Neotermes*; key.
- Prestwich, 1985b: 448 • *Neotermes*; defense.
- Chhotani, 1986: 22 • *Neotermes*; Oriental Region distribution and zoogeography.

- Huang et al., 1989: 112, 174 • *Neotermes*; key; distribution.
- Roonwal and Chhotani, 1989: 191–199 • *Neotermes*; synonymy; characters; distribution and composition; biology; key to species.
- Thakur, 1989b: 352 • *Neotermes*; ecology.
- Thakur (R.K.), 1989: 8 • *Neotermes*; key.
- Nickle and Collins, 1990: 93 • *Neotermes*; key.
- Carpenter, 1992: 140 • *Neotermes*; fossil distribution.
- Nickle and Collins, 1992: 215, 216 • *Neotermes*; key; characters.
- Maiti and Saha, 1993: 515 • *Neotermes*; key.
- Watson and Abbey, 1993b: 2, 3 • *Neotermes*; remarks; Australian species.
- Maiti and Chakraborty, 1994: 8 • *Neotermes*; key.
- Gao et al., 1996: 57, 60 • *Neotermes*; key; characters; distribution.
- Poole and Gentili, 1997: 494, 495 • *Neotermes*; listed.
- Constantino, 1998b: 150, 151 • *Neotermes*; catalog.
- Fontes and Monteiro, 1998: 34 • *Neotermes*; etymology and pronunciation.
- Constantino, 1999a: 395, 410 • *Neotermes*; key; biology; distribution.
- Bose, 1999: 24, 143 • *Neotermes*; key; distribution.
- Huang and Li, 1999: 271, 277 • *Neotermes*; key; characters.
- Takematsu, 1999c: 40 • *Neotermes*; key based on gut characters.
- Huang et al., 2000: 166, 243–244 • *Neotermes*; key; characters; distribution.
- Maiti et al., 2000: 297 • *Neotermes*; key.
- Thorne et al., 2000: 80 • *Neotermes*; number of fossil species; age; distribution.
- Constantino, 2002a: 16 • *Neotermes*; key.
- Uys, 2002: 15, 22–23, fig. 34 • *Kalotermes*; key; species included; diagnosis; biology; distribution. South Africa.
- Rathore and Bhattacharyya, 2004: 8 • *Neotermes*; key.
- Rathore and Tak, 2004a: 43 • *Neotermes*; key.
- Sornnuwat et al., 2004: 356, 358 • *Neotermes*; key; number of species. Thailand.

▲ 117 living species, 1 fossil species.

🌐🌐🌐 DISTRIBUTION: Australian Region; Ethiopian Region; Nearctic Region; Neotropical Region; Oriental Region; Papuan Region.

Neotermes aburiensis Sjöstedt, 1926

Neotermes aburiensis Sjöstedt, 1926d: 39 (soldier).

TYPE DATA: Syntypes: BMNH soldier, NHRM soldier, AMNH soldiers, nymphs, NCIP soldier.

TYPE LOCALITY: Ghana: Aburi.

- Sjöstedt, 1926a: 4 • *Neotermes aburiensis*; locality. Ghana.
- Bonneville, 1936: 70 • *Neotermes aburiensis*; histology; adipose tissues.
- Grassé, 1936: 272–273, fig. 2 • *Neotermes aburiensis*; soldier figured; biology; distribution. Ivory Coast.
- Grassé, 1937a: 10–14, figs. 4–7 • *Neotermes aburiensis*; imago, soldier described; wing, soldier, nymph figured; biology; distribution. Ivory Coast.
- Kirby, 1942a: 99 • *Neotermes aburiensis*; protozoa.
- Kirby, 1942b: 210 • *Neotermes aburiensis*; protozoa.
- Kirby, 1945: 286, 288 • *Neotermes aburiensis*; protozoa.
- Snyder, 1949a: 21 • *Neotermes aburiensis*; catalog; reference list. Ghana; Ivory Coast.
- Grassé, 1949: figs. 92, 104 • *Neotermes aburiensis*; colony, soldier figured.
- Coaton, 1955: 109–113, fig. 1D–H • *Neotermes aburiensis*; synonymy; soldier described and figured; distribution. Congo-Zaire; Ghana; Ivory Coast.
- Noirot, 1958a: 558 • *Neotermes aburiensis*; cited.

- Krishna, 1961: 325, 391, 393, 397 • *Neotermes aburiensis*; listed; protozoa.
- Harris, 1961a: 90, 105 • *Neotermes aburiensis*; damage; distribution.
- Springhetti, 1964b: 213 • *Neotermes aburiensis*; seminal vesicles.
- Bouillon and Mathot, 1965: 38 • *Neotermes aburiensis*; catalog. Congo-Zaire.
- Bouillon and Mathot, 1971: table: no. 34 • *Neotermes aburiensis*; measurements.
- Ruelle, 1975b: 3 • *Neotermes aburiensis*; types listed.
- Ella and Malaka, 1977: 65, 66 • *Neotermes aburiensis*; biology; locality. Nigeria.
- Bayode, 1979: 162, 164 • *Neotermes aburiensis*; distribution; habitat; damage. Nigeria.
- Johnson et al., 1980: 51 • *Neotermes aburiensis*; checklist; biology; distribution. Nigeria.
- Medler, 1980: 54 • *Neotermes aburiensis*; checklist. Nigeria.
- Sangare and Bodot, 1980: 131–141 • *Neotermes aburiensis*; checklist; biology; distribution. Ivory Coast.
- Noirot, 1995b: 197–226 • *Neotermes aburiensis*; gut morphology.

🌐 DISTRIBUTION: Ethiopian Region—Congo-Zaire; Ghana; Ivory Coast (Côte d'Ivoire); Nigeria.

Neotermes acceptus Mathews, 1977

Neotermes acceptus Mathews, 1977: 79–81 (imago), figs. 18, 19.

TYPE DATA: Holotype: MZUSP imago. Paratypes: AMNH imago [not type locality], MZUSP imagoes.

TYPE LOCALITY: Brazil: Mato Grosso: Serra do Roncador [12°45'S, 52°20'W].

- Araujo, 1977c: 20 • *Neotermes acceptus*; catalog. Brazil.
- Constantino, 1998b: 151 • *Neotermes acceptus*; catalog. Brazil.

🌐 DISTRIBUTION: Neotropical Region—Brazil: Mato Grosso.

Neotermes adampurensis Akhtar, 1975

Neotermes adampurensis Akhtar, 1975: 5–8 (imago, soldier, nymph), figs. 2, 3.

TYPE DATA: Holotype: ZUPL soldier. Paratypes: ZUPL imagoes, soldiers, nymphs, FRIP imagoes, soldiers, nymphs, USNM imagoes, soldiers, nymphs, AMNH soldier, nymphs, BMNH imagoes, soldiers, nymphs.

TYPE LOCALITY: Bangladesh: Adampur.

- Chaudhry et al., 1972: 1–2 • *Neotermes adampurensis*; nomen nudum.
- Ahmad, 1986: 17 • *Neotermes adampurensis*; distribution. Bangladesh.
- Roonwal and Chhotani, 1989: 199–202, figs. 104–105 • *Neotermes adampurensis*; imago, soldier described and figured; synonymy; key. Bangladesh.
- Ahmad and Akhtar, 2002: 3 • *Neotermes adampurensis*; catalog. Bangladesh.

🌐 DISTRIBUTION: Oriental Region—Bangladesh.

Neotermes agilis (Sjöstedt, 1902)

Calotermes agilis Sjöstedt, 1902c: 302 (imago).

TYPE DATA: Syntypes: ZMB imagoes, NHRM imagoes.

TYPE LOCALITY: Cameroon (Kamerun): Johann Albrechtshöle.

- Sjöstedt, 1904: 9, 15, 111, 113 • *Calotermes agilis*; imago described; key; locality. Cameroon.
- Desneux, 1904b: 22 • *Calotermes agilis*; reference list. Cameroon.

- Holmgren, 1911a: 54 • *Calotermes (Neotermes) agilis*; listed. Africa.
- Hegh, 1922: 344, 682 • *Calotermes (Neotermes) agilis*; biology; reference list; distribution.
- Sjöstedt, 1926d: 33, 36 • *Calotermes agilis*; reference list; key; locality; new combination. Cameroon.
- Snyder, 1949a: 22 • *Neotermes agilis*; catalog; reference list.
- Krishna, 1961: 325 • *Neotermes agilis*; listed.
- Bouillon and Mathot, 1971: table. no. 35 • *Neotermes agilis*; listed.
- Medler, 1980: 54 • *Neotermes agilis*; checklist. Nigeria.

🌐 DISTRIBUTION: Ethiopian Region—Cameroon; Nigeria.

Neotermes amplilabralis Xu and Han, 1985

Neotermes amplilabralis Xu and Han, 1985: 231–232, 241 (soldier), figs. 37–42.

TYPE DATA: Holotype: GIEC soldier. Paratypes: GIEC soldiers, nymphs.

TYPE LOCALITY: China: Yunnan Province: Heko.

- Huang et al., 1989: 191–192, fig. 109 • *Neotermes amplilabralis*; soldier described and figured; key. China: Yunnan.
- Gao et al., 1992a: 35 • *Neotermes amplilabralis*; checklist; distribution China: Yunnan.
- Hua, 2000: 23 • *Neotermes amplilabralis*; listed. China: Yunnan.
- Huang et al., 2000: 246–247, fig. 98 • *Neotermes amplilabralis*; soldier described and figured; key. China.
- Ahmad and Akhtar, 2002: 3 • *Neotermes amplilabralis*; catalog. China.

🌐 DISTRIBUTION: Oriental Region—China: Yunnan.

Neotermes andamanensis (Snyder, 1933)

Kalotermes (Neotermes) andamanensis Snyder, 1933b: 2 (imagoes, nymphs).

TYPE DATA: Holotype: BMNH imago ♀. Paratypes: BMNH nymphs, FRI apterous ♂ [not traceable at FRI fide Roonwal and Pant, 1953: 45].

TYPE LOCALITY: India: Andaman Islands: North Andaman Island.

- Margabandhu, 1935: 208 • *Kalotermes (Neotermes) andamanensis*; locality. India: Andaman Islands.
- Snyder, 1949a: 22 • *Neotermes andamanensis*; catalog; reference list; new combination. India: Andaman Islands.
- Lal and Menon, 1953: 15 • *Kalotermes (Neotermes) andamanensis*; catalog; reference list. India: Andaman Islands.
- Ahmad, 1958: 41 • *Neotermes andamanensis*; key.
- Roonwal and Sen-Sarma, 1960: 95, 139, 144, 256 • *Neotermes andamanensis*; synonymy; Snyder's original description of imago reproduced; distribution. India: Andaman Islands.
- Krishna, 1961: 325 • *Neotermes andamanensis*; listed.
- Roonwal and Bose, 1970a: 116 • *Neotermes andamanensis*; distribution.
- Chhotani, 1975b: 117 • *Neotermes andamanensis*; distribution. India.
- Sen-Sarma et al., 1975: 64 • *Neotermes andamanensis*; list. India.
- Bose, 1976: 104 • *Neotermes andamanensis*; distribution. India: Andaman Islands.
- Bose, 1980: 93–99, figs. 1, 2 • *Neotermes andamanensis*; imago, soldier (previously unknown), pseudoworker described and figured. India: Andaman Islands.
- Roonwal and Chhotani, 1989: 202–206, figs. 106–107 • *Neotermes andamanensis*; imago, soldier, pseudoworker described and figured; synonymy; key. India: Andaman Islands.

- Maiti and Chakraborty, 1994: 8, 12–14 • *Neotermes andamanensis*; key; synonymy; imago, soldier measurements; distribution. India: Andaman and Nicobar Islands.
- Ahmad and Akhtar, 2002: 3 • *Neotermes andamanensis*; catalog. India: Andaman Islands.
- Chandra and Rajan, 2004: 24 • *Neotermes andamanensis*; synonymy; distribution. India: Andaman Islands.

 DISTRIBUTION: Oriental Region—India: Andaman Islands.


Neotermes angustigulus Han, 1984

Neotermes angustigulus Han, 1984: 198–200, 202 (soldier).

TYPE DATA: Holotype: SIES 09008298 soldier.

TYPE LOCALITY: China: Yunnan Province: Mangshi.

- Huang et al., 1989: 185–187, fig. 104 • *Neotermes angustigulus*; soldier described and figured; key. China: Yunnan.
- Gao et al., 1992a: 35 • *Neotermes angustigulus*; checklist; distribution. China: Yunnan.
- Hua, 2000: 23 • *Neotermes angustigulus*; listed. China: Yunnan.
- Huang et al., 2000: 247–248, fig. 99 • *Neotermes angustigulus*; soldier described and figured; key. China.
- Ahmad and Akhtar, 2002: 3 • *Neotermes angustigulus*; catalog. China.

 DISTRIBUTION: Oriental Region—China: Yunnan.


Neotermes araguaensis Snyder, 1959

Neotermes araguaensis Snyder, 1959a: 313–314 (imago).

TYPE DATA: Holotype: USNM 63257 winged imago. Paratypes: USNM winged imago, AMNH winged imago, UCV winged imago.

TYPE LOCALITY: Venezuela: Estado Aragua: Rancho Grande.

- Krishna, 1961: 325 • *Neotermes araguaensis*; listed.
- Araujo, 1977c: 20 • *Neotermes araguaensis*; catalog. Venezuela.
- Constantino, 1998b: 151 • *Neotermes araguaensis*; catalog. Venezuela.
- Issa, 2000: 380 • *Neotermes araguaensis*; checklist; distribution. Venezuela.

 DISTRIBUTION: Neotropical Region—Venezuela.


Neotermes aridus Wilkinson, 1959

Neotermes aridus Wilkinson, 1959: 67–70 (imago, soldier), fig. 3.

TYPE DATA: Holotype: BMNH imago ♀. Paratypes: BMNH imagoes, soldiers, AMNH imago, soldier, NCIP imago, soldier.

TYPE LOCALITY: Kenya: Voi.

- Bouillon and Mathot, 1965: 37 • *Neotermes aridus*; catalog. Kenya.
- Bouillon and Mathot, 1971: table: no. 36 • *Neotermes aridus*; measurements.
- Ruelle, 1975b: 3 • *Neotermes aridus*; types listed.
- Wanyonyi et al., 1984: 2 • *Neotermes aridus*; checklist; distribution. Kenya.
- Cowie et al., 1990: 22, 24, table 1 • *Neotermes aridus*; checklist; distribution. Ethiopia.

 DISTRIBUTION: Ethiopian Region—Ethiopia; Kenya.

Neotermes arthurimuelleri (Rosen, 1912)*Calotermes (Neotermes) arthurimuelleri* Rosen, 1912: 221–222 (imago).

TYPE DATA: Holotype: ZSM winged imago [destroyed].

TYPE LOCALITY: Brazil: Rio de Janeiro: Corcovado.

- Costa Lima, 1941: 381, 382, fig. 3 • *Neotermes arthurimuelleri*; imago described; wings figured.
- Snyder, 1949a: 34 • *Rugitermes arthuri-muelleri*; catalog; reference list; new combination. Brazil.
- Krishna, 1961: 325 • *Neotermes arthur-mulleri* [sic]; listed; new combination.
- Araujo, 1977c: 20 • *Neotermes arthurimuelleri*; catalog. Brazil.
- Constantino, 1998b: 151 • *Neotermes arthurimuelleri*; catalog. Brazil.
- Constantino, 1999a: figs. 11, 12 • *Neotermes arthurimuelleri*; soldier figured.
- Constantino, 2002a: figs. 14, 15 • *Neotermes arthurimuelleri*; soldier figured.

🌐 DISTRIBUTION: Neotropical Region—Brazil: Rio de Janeiro.

Neotermes artocarpi (Haviland, 1898)*Calotermes artocarpi* Haviland, 1898: 376–377 (imago, soldier, worker).

TYPE DATA: Syntypes: CUMZ imagoes, soldiers, pseudoworkers, nymphs, AMNH imago, soldier, nymph, FRI pseudoworkers, ZSI pseudoworker.

TYPE LOCALITY: Malaysia: Borneo: Sarawak.

- Haviland and Sharp, 1896: 589 • *Calotermes artocarporum*; nomen nudum.
- Desneux, 1904b: 22 • *Calotermes artocarpi*; reference list. Malaysia: Borneo.
- Holmgren, 1911a: 54 • *Calotermes* (?) *Neotermes artocarpi*; listed.
- Holmgren, 1911b: 455, fig. 2 • *Calotermes (Neotermes) artocarpi*.
- Holmgren, 1913c: 39, fig. 1, pl. 1: fig. 5 • *Calotermes (Neotermes) artocarpi*; imago, soldier, worker described; soldier figured; key; distribution. Malaysia: Borneo.
- Bugnion, 1913d: 167 • *Calotermes artocarpi*; antennal articles. Malaysia: Sarawak.
- Holmgren, 1914: 233 • *Calotermes (Neotermes) artocarpi*; locality. Indonesia: Sumatra.
- Riley, 1943: 95 • *Kalotermes artocarpi*; listed.
- Snyder, 1949a: 22 • *Neotermes artocarpi*; catalog; reference list; new combination. Malaysia: Sarawak; Sumatra.
- Ahmad, 1958: 41, 43 • *Neotermes artocarpi*; key.
- Roonwal and Sen-Sarma, 1960: 95, 139, 143, 145–148, 256, 261, 262, pls. 28, 29 • *Neotermes artocarpi*; synonymy; key; imago, soldier, pseudoworker described and figured; distribution. Malaysia: Sarawak; Myanmar.
- Krishna, 1961: 325 • *Neotermes artocarpi*; listed.
- Mathur and Thapa, 1962a: 15 • *Neotermes artocarpi*; collection catalog. Malaysia: Sarawak; Myanmar.
- Krishna, 1965a: 2 • *Neotermes artocarpi*; listed. Myanmar.
- Harris, 1966a: 12 • *Neotermes artocarpi*; Haviland's types and type localities listed; biology.
- Roonwal, 1970b: fig. 6b • *Neotermes artocarpi*; imago head figured.
- Roonwal, 1975b: 117 • *Neotermes artocarpi*; distribution. Indonesia; Myanmar.
- Roonwal and Chhotani, 1989: 206–210, figs. 40b, 108–109 • *Neotermes artocarpi*; imago, soldier, pseudoworker described and figured; synonymy; key. Indonesia; Malaysia; Myanmar.
- Tho, 1992: 203 • *Neotermes artocarpi*; listed.
- Ahmad and Akhtar, 2002: 3 • *Neotermes artocarpi*; catalog. Indonesia: Sumatra; Malaysia: Sarawak; Myanmar [sic].
- Gathorne-Hardy, 2004: 115 • *Neotermes artocarpi*; checklist; distribution. Malaysia: Sarawak.

🌐 DISTRIBUTION: Oriental Region—Indonesia: Sumatra; Malaysia: Mainland, Sarawak; Myanmar [Burma].

Neotermes assamensis Maiti and Saha, 2000

Neotermes assamensis Maiti and Saha, 2000: 89–93 (soldier, pseudoworker), fig. 1.

TYPE DATA: Holotype: ZSI No. 3188/H11 soldier. Paratypes: ZSI No. 3189/H11 soldier, pseudoworkers, ZSI No. 3190/H11 soldier, pseudoworkers.

TYPE LOCALITY: India: Assam: Dibrugarh.

🌐 DISTRIBUTION: Oriental Region—India: Assam.

Neotermes assmuthi (Holmgren, 1913)

Calotermes (Neotermes) assmuthi Holmgren, 1913b: 102–103 (imago, soldier, worker).

TYPE DATA: Syntypes (depository unknown): imagoes, soldiers, workers (existence of syntypes outside of AMNH probable, but depository unknown), AMNH imagoes, soldiers, nymphs (existence of syntypes outside of AMNH probable, but depository unknown), FRI workers.

TYPE LOCALITY: India: Karnataka: Bangalore.

- Holmgren, 1913b: 102 • *Calotermes (Neotermes) assmuthi*; listed.
- Assmuth, 1913: 375, pl. 1: fig. 5 • *Calotermes (Neotermes) assmuthi*; soldier described and figured. India.
- Margabandhu, 1934: 702 • *Calotermes (Neotermes) assmuthi*; annotated reference list; biology.
- Snyder, 1949a: 22 • *Neotermes assumthi*; catalog; reference list; new combination. India.
- Lal and Menon, 1953: 16 • *Kalotermes (Neotermes) assmuthi*; catalog; systematic and biological reference list. India.
- Ahmad, 1958: 42 • *Neotermes assmuthi*; key.
- Roonwal and Sen-Sarma, 1960: 141, 142, 148–152, 161, 178, 188, 243, 256, 261, 262, fig. 26, pls. 30, 31 • *Neotermes assmuthi*; synonymy; key; imago, soldier, pseudoworker described and figured; distribution. India.
- Krishna, 1961: 325 • *Neotermes assmuthi*; listed.
- Harris, 1961a: 155, 158 • *Neotermes assmuthi*; damage; distribution.
- Mathur and Thapa, 1962a: 15 • *Neotermes assmuthi*; collection catalog. India.
- Chatterjee and Thakur, 1968a: 401–402, fig. 1 • *Neotermes assmuthi*; damage; biology.
- Chhotani, 1975b: 117 • *Neotermes assmuthi*; distribution. India.
- Sen-Sarma et al., 1975: 34, 64 • *Neotermes assmuthi*; distribution and ecology. India.
- Roonwal, 1977d: 33 • *Neotermes assmuthi*; wing microsculpturing.
- Chhotani, 1980: 4, 12–14, fig. 2A • *Neotermes assmuthi*; imago, soldier described and figured; distribution; host and pest status; biology and ecology; key. India.
- Thakur, 1980b: 123, 125, fig. 2 • *Neotermes assumthi*; soldier figured; ecology; distribution. India.
- Bose, 1984: 22–26, figs. 5, 6 • *Neotermes assmuthi*; key; synonymy; measurements; imago, soldier figured; distribution; biology. India.
- Roonwal and Chhotani, 1989: 210–214, figs. 110–112 • *Neotermes assmuthi*; imago, soldier, pseudoworker described and figured; synonymy; key. India.
- Thakur, 1989b: 358 • *Neotermes assmuthi*; distribution. India.
- Ahmad and Akhtar, 2002: 3 • *Neotermes assmuthi*; catalog. India.

🌐 DISTRIBUTION: Oriental Region—India: Goa, Karnataka.

Neotermes binovatus Han, 1984

Neotermes binovatus Han, 1984: 193–196, 201 (imago, soldier), fig. 2.

TYPE DATA: Holotype: SIES 09002312 ?soldier [no indication of which caste is the type].

TYPE LOCALITY: China: Guangdong Province: Hainan Island.

- Huang et al., 1989: 181–182, fig. 100 • *Neotermes binovatus*; imago, soldier described and figured; key. China: Hainan.
- Gao et al., 1992a: 35 • *Neotermes binovatus*; checklist; distribution. China: Guangdong.
- Hua, 2000: 23 • *Neotermes binovatus*; listed. China: Hainan.
- Huang et al., 2000: 249–251, fig. 100 • *Neotermes binovatus*; imago, soldier described and figured; key. China.
- Ahmad and Akhtar, 2002: 3 • *Neotermes binovatus*; catalog. China.

🌐 DISTRIBUTION: Oriental Region—China: Guangdong, Hainan Island.

Neotermes blairi Maiti and Chakraborty, 1994

Neotermes blairi Maiti and Chakraborty, 1994: 15–20 (imago, soldier, pseudoworker), fig. 1.

TYPE DATA: Holotype: ZSI No. 3165/H11 soldier. Paratypes: FRI soldier, pseudoworkers [not type locality], ZSI No. 3166/H11, 3167/H11 imagoes, soldier, pseudoworkers, ZSI soldiers, pseudoworkers [not type locality].

TYPE LOCALITY: India: Andaman Islands: South Andaman: Haddo.

🌐 DISTRIBUTION: Oriental Region—India: Andaman Islands.

Neotermes bosei (Snyder, 1933)

Kalotermes (Neotermes) bosei Snyder, 1933b: 2–3 (soldier, nymph).

TYPE DATA: Holotype: BMNH soldier. Paratypes: FRI nymphs of winged adults? USNM nymphs of winged adults?

TYPE LOCALITY: India: Uttarakhand: Dehra Dun: Mathranwala.

- Margabandhu, 1935: 208 • *Kalotermes (Neotermes) bosei*; locality. India.
- Snyder, 1949a: 22 • *Neotermes bosei*; catalog; reference list; new combination. India.
- Lal and Menon, 1953: 16 • *Kalotermes (Neotermes) bosei*; catalog; reference list. India.
- Roonwal and Pant, 1953: 45 • *Neotermes bosei*; collection catalog. India.
- Ahmad, 1958: 39, 45 • *Neotermes bosei*; key.
- Roonwal, 1958: 85 • *Neotermes bosei*; remarks.
- Mathur and Sen-Sarma, 1959a: 8, 9 • *Neotermes bosei*; synonymy; biology; damage; distribution. India.
- Roonwal and Bose, 1960: 95, 141, 143, 152–161, 217, 256, 261, 262, figs. 27–30 • *Neotermes bosei*; synonymy; key; imago, soldier, pseudoworker described and figured; distribution. India.
- Chhotani. 1962b: 476–478 • *Neotermes bosei*; biology.
- Mathur and Sen-Sarma, 1962a: 14, 16 • *Neotermes bosei*; biology.
- Mathur and Thapa, 1962a: 15 • *Neotermes bosei*; collection catalog. India.
- Sen-Sarma and Chatterjee, 1966a: 2 • *Neotermes bosei*; biology. India.
- Roonwal, 1970c: 322 • *Neotermes bosei*; biology.
- Roonwal, 1972a: 30 • *Neotermes bosei*; control. India.
- Sen-Sarma and Mishra, 1972: 43–47 • *Neotermes bosei*; biology. India.
- Sen-Sarma, 1974: 424, 426, 434–435 • *Neotermes bosei*; ecology and biogeography. India.
- Akhtar, 1975: 12, 14 • *Neotermes bosei*; comparisons.
- Chhotani, 1975b: 117 • *Neotermes bosei*; distribution. India.
- Maiti, 1975: 142–143 • *Neotermes bosei*; comparisons.
- Sen-Sarma et al., 1975: 34–35, 64, 66, 71, pl. 7: fig. a, pl. 8 • *Neotermes bosei*; distribution and ecology. India.
- Roonwal, 1977d: 33 • *Neotermes bosei*; wing microsculpturing.

- Roonwal and Chhotani, 1977: 44–45, 80, fig. 2 • *Neotermes bosei*; imago figured; measurements; distribution. Bhutan; India.
- Thakur, 1978d: 95 • *Neotermes bosei*; damage; biology; distribution.
- Chhotani and Bose, 1979b: 18 • *Neotermes bosei*; nesting behavior and nests. India.
- Mishra, 1979: 269–277 • *Neotermes bosei*; digestion of wood.
- Mishra and Sen-Sarma, 1979b: 279–286 • *Neotermes bosei*; digestion of wood.
- Mishra and Sen-Sarma, 1979a: 1–14 • *Neotermes bosei*; fecal matter analysis.
- Chhotani, 1980: 4, 14, fig. 2B • *Neotermes bosei*; imago, soldier described and figured; distribution; host and pest status; biology and ecology; key. Bhutan; India.
- Mishra, 1980: 253–261 • *Neotermes bosei*; digestion; enzymes.
- Mishra and Sen-Sarma, 1980: 119–124 • *Neotermes bosei*; digestion; lignin; gut contents; chemistry.
- Sen-Sarma and Thakur, 1980b: 89–93 • *Neotermes bosei*; ecology. India.
- Sen-Sarma and Thakur, 1980a: 2–3, fig. 1 • *Neotermes bosei*; soldier measured and figured; synonymy; distribution. India.
- Verma, 1980: 45 • *Neotermes bosei*; checklist. India: Uttarakhand.
- Mishra and Sen-Sarma, 1981b: 157–160 • *Neotermes bosei*; chitinase; gut symbionts.
- Mishra and Sen-Sarma, 1981a: 131–134 • *Neotermes bosei*; gut pH.
- Sen-Sarma and Mishra, 1981: 47–54 • *Neotermes bosei*; biology. India.
- Maiti, 1983: 15, 21, 27–30, fig. 1 • *Neotermes bosei*; key; synonymy; imago, soldier described and figured; biology; distribution. India.
- Mishra and Sen-Sarma, 1985b: 293–300 • *Neotermes bosei*; digestion; enzymes; symbionts.
- Mishra, 1986: 85–92 • *Neotermes bosei*; digestion; physiology; fecal pellets.
- Mishra, 1987: 13–15 • *Neotermes bosei*; chitinase; gut symbionts and contents.
- Mishra and Sen-Sarma, 1987a: 127–138 • *Neotermes bosei*; gut morphology; digestion; enzymes.
- Mishra and Sen-Sarma, 1987b: 311–319 • *Neotermes bosei*; gut pH.
- Roonwal and Chhotani, 1989: 214–220, figs. 113–116 • *Neotermes bosei*; imago, soldier, pseudoworker described and figured; synonymy; key. Bhutan; India.
- Thakur, 1991: 55, 58, 60 • *Neotermes bosei*; swarming; biology; distribution.
- Maiti and Saha, 1993: 511 • *Neotermes bosei*; listed; distribution. India.
- Verma, 1995a: 47 • *Neotermes bosei*; distribution. India: western Himalaya.
- Thakur and Mishra, 1996: 74–75 • *Neotermes bosei*; laboratory culturing.
- Maiti and Saha, 2000: 92 • *Neotermes bosei*; comparisons.
- Ahmad and Akhtar, 2002: 3 • *Neotermes bosei*; catalog. Bhutan; India.

Kalotermes (Neotermes) gardneri Snyder, 1933b: 3–4 (imagoes), fig. 1.

TYPE DATA: Syntypes: FRI imagoes, AMNH imagoes, USNM No. 44101 imagoes, BMNH imagoes, NHRM imagoes.

TYPE LOCALITY: India: Uttarakhand: Dehra Dun.

- Margabandhu, 1935: 209 • *Kalotermes (Neotermes) gardneri*; locality. India.
- Snyder, 1949a: 22 • *Neotermes gardneri*; catalog; synonymy; listed as valid; new combination. India.
- Lal and Menon, 1953: 16 • *Kalotermes (Neotermes) gardneri*; catalog; reference list. India.
- Roonwal and Pant, 1953: 45 • *Neotermes gardneri*; collection catalog. India.
- Roonwal and Sen-Sarma, 1955: 234–239, fig. 1 • *Neotermes gardneri*; biology; castes; nest; fecal pellets figured.
- Ahmad, 1958: 41 • *Neotermes gardneri*; key.
- Krishna, 1961: 325 • *Neotermes gardneri*; listed.
- Harris, 1961a: 111 • *Neotermes gardneri*; listed.
- Mathur and Sen-Sarma, 1959a: 8 • *Neotermes gardneri*; synonymized with *bosei*.

 DISTRIBUTION: Oriental Region—Bhutan; India: Uttarakhand, Uttar Pradesh, West Bengal.

Neotermes brachynotum Xu and Han, 1985

Neotermes brachynotum Xu and Han, 1985: 236, 237–239, 242 (soldier), figs. 61–66 [*brachynotum* misspelled as *brachynotus* in English summary].

TYPE DATA: Holotype: GIEC soldier. Paratypes: GIEC soldiers, nymphs.

TYPE LOCALITY: China: Hainan Island: Ledong.

- Huang et al., 1989: 178–179, fig. 98 • *Neotermes brachynotum*; soldier described and figured; key. China: Hainan.
- Gao et al., 1992a: 35 • *Neotermes brachynotus* [sic]; checklist; distribution. China: Guangdong.
- Lin et al., 1994b: 1 • *Neotermes brachynotum*; checklist; distribution. China: Guangxi.
- Gu et al., 1995: 648 • *Neotermes brachynotus* [sic]; checklist. China: Hainan.
- Hua, 2000: 23 • *Neotermes brachynotus* [sic]; listed. China: Hainan.
- Huang et al., 2000: 251–253, fig. 101 • *Neotermes brachynotum*; soldier described and figured; key. China.
- Ahmad and Akhtar, 2002: 3 • *Neotermes brachynotus* [sic]; catalog. China.

🌐 DISTRIBUTION: Oriental Region—China: Hainan, Guangdong, Guangxi.

Neotermes brevinotus (Snyder, 1932)

Kalotermes (Neotermes) brevinotus Snyder, 1932 [98–100 (imago, soldier)].

TYPE DATA: Holotype: USNM 44099 soldier. Paratypes: DZVU dealated imagoes, AMNH imago, nymph.

TYPE LOCALITY: Costa Rica: Sandalo.

- Snyder, 1934b: 97 • *Kalotermes (Neotermes) brevinotus*; locality. Costa Rica.
- Snyder, 1949a: 23 • *Neotermes brevinotus*; catalog; reference list; new combination. Costa Rica.
- Krishna, 1961: 325 • *Neotermes brevinotus*; listed.
- Araujo, 1977c: 20 • *Neotermes brevinotus*; catalog. Costa Rica.
- Constantino, 1998b: 151 • *Neotermes brevinotus*; catalog. Costa Rica.

🌐 DISTRIBUTION: Neotropical Region—Costa Rica.

Neotermes buxensis Roonwal and Sen-Sarma, 1960

Neotermes buxensis Roonwal and Sen-Sarma, 1960: 161–166 (imago, soldier), fig. 30, pls. 34–35.

TYPE DATA: Holotype: FRI soldier. Paratypes: FRI soldier, ZSI soldier, FRI imago, pseudoworker [not type locality], AMNH imago, soldier.

TYPE LOCALITY: India: North Bengal: Buxa Forest Division.

- Snyder, 1934a: 2–4, fig. 1 • *Kalotermes (Neotermes) bosei* [misidentification]; imago, soldier described; soldier figured. India.
- Lal and Menon, 1953: 16 • *Neotermes bosei* [misidentification]; distribution [specimens from Buxa = *buxensis*].
- Roonwal and Pant, 1953: 49 • *Neotermes buxensis*; collection catalog [specimens from Buxa only]. Bangladesh.
- Mathur and Thapa, 1962a: 15–16 • *Neotermes buxensis*; collection catalog. Bangladesh.
- Akhtar, 1975: 8 • *Neotermes buxensis*; comparisons.
- Chhotani, 1975b: 117 • *Neotermes buxensis*; distribution. India.
- Maiti, 1975: 142, 143 • *Neotermes buxensis*; comparisons.
- Sen-Sarma et al., 1975: 35, 64 • *Neotermes buxensis*; distribution and ecology. India.

- Chhotani, 1977a: 29 • *Neotermes buxensis*; distribution. India.
- Roonwal, 1977d: 34 • *Neotermes buxensis*; wing microsculpturing.
- Maiti, 1983: 16, 21, 30–31, fig. 2 • *Neotermes buxensis*; key; synonymy; imago, soldier described and figured; distribution. India.
- Roonwal and Chhotani, 1989: 31, 220–224, figs. 20b, 117–119 • *Neotermes buxensis*; imago, soldier, pseudoworker described and figured; synonymy; key. India.
- Maiti and Saha, 1993: 511, 516 • *Neotermes buxensis*; key; distribution. India.
- Ahmad and Akhtar, 2002: 3 • *Neotermes buxensis*; catalog. India.

🌐 DISTRIBUTION: Oriental Region—India: West Bengal.

Neotermes camerunensis (Sjöstedt, 1900)

Calotermes camerunensis Sjöstedt, 1900a: 39–40 (imago), pl. I: figs. D1–D3 [*nom. nov.* for *Calotermes robustus* Sjöstedt, 1898, as the name is preoccupied by *Calotermes robustus* Froggatt, 1897].

- Sjöstedt, 1904: 9, 11, 111, 113, 117 • *Calotermes camerunensis*; key; distribution.
- Desneux, 1904b: 23 • *Calotermes camerunensis*; reference list; synonymy. Cameroon.
- Holmgren, 1911a: 54 • *Calotermes* (*Neotermes*) *camerunensis*; listed. Africa.
- Silvestri, 1912a: 212 • *Neotermes camerunensis*; synonymy; imago, soldier described; new combination. Cameroon; Principe Island.
- Hegg, 1922: 344, 682 • *Calotermes camerunensis*; biology; reference list; distribution.
- Sjöstedt, 1926d: 34, 35, 37 • *Neotermes camerunensis*; reference list; key; remarks; locality. Cameroon; Principe Island.
- Snyder, 1949a: 23 • *Neotermes camerunensis*; catalog; reference list. Cameroon.
- Krishna, 1961: 325 • *Neotermes camerunensis*; listed.
- Bouillon and Mathot, 1971: table: no. 37 • *Neotermes camerunensis*; measurements.
- Roy-Noël, 1972: 198, tables 1, 3 • *Neotermes camerunensis*; biology; ecology; distribution. Cameroon; Senegal.
- Roy-Noël, 1974b: 526–609 • *Neotermes camerunensis*; biology; ecology; distribution. Cameroon; Senegal.
- Johnson et al., 1980: 51 • *Neotermes camerunensis*; checklist; distribution. Nigeria.
- Medler, 1980: 54 • *Neotermes camerunensis*; checklist. Nigeria.
- Roy-Noël, 1982: 129, 130 • *Neotermes camerunensis*; pest; ecology; distribution. Senegal.

Calotermes robustus Sjöstedt, 1898c: 212 (imago) [junior homonym of *Calotermes robustus* Froggatt, 1897].

TYPE DATA: Holotype: EMAG imagoes.

TYPE LOCALITY: Cameroon: Mungo.

Calotermes auriceps Sjöstedt, 1904: 19 (soldier), pl. I: figs. F1–F3.

TYPE DATA: Syntypes: ZMB soldiers.

TYPE LOCALITY: Cameroon.

- Desneux, 1904b: 22 • *Calotermes auriceps*; reference list. Cameroon.
- Holmgren, 1911a: 54 • *Calotermes* ?(*Neotermes*) *auriceps*; listed.
- Sjöstedt, 1907a: 12 • *Calotermes auriceps*; remarks.
- Silvestri, 1912a: 212 • *Calotermes auriceps*; synonymized with *camerunensis*.
- Hegg, 1922: 346, 683 • *Calotermes auriceps*; biology; reference list; distribution.

🌐 DISTRIBUTION: Ethiopian Region—Cameroon; Nigeria; São Tomé and Príncipe; Senegal.

Neotermes castaneus (Burmeister, 1839)*Termes castaneus* Burmeister, 1839: 764 (imago).

TYPE DATA: Syntypes: ZMB imago.

TYPE LOCALITY: Puerto Rico.

- Hagen, 1855: 284, 287, 291–292, 296 • *Termes castaneus*; discussion.
- Hagen, 1858b: 5–6 • *Calotermes castaneus*; imago described, measured; synonymy; distribution. Brazil; Chile; Colombia; Cuba; Dominican Republic; Guatemala; Honduras; Puerto Rico; Venezuela; ?Isle de France [exclude California].
- Hagen, 1858c: 38–42, 241, 243, pl. 2: fig. 2, pl. 3: fig. 2 • *Calotermes castaneus*; imago described and figured; synonymy; distribution; new combination. Brazil; Chile; Colombia; Cuba; Dominican Republic; Guatemala; Honduras; Puerto Rico; Venezuela; ?Isle de France [exclude California].
- Hagen, 1861b: 1, 299 • *Calotermes castaneus*; imago described; synonymy; measurements; distribution. Brazil; Chile; Colombia; Cuba; Dominican Republic; Guatemala; Honduras; Puerto Rico; Santo Domingo; Venezuela; [exclude California].
- Hagen, 1865: 8 • *Calotermes castaneus*; discussion.
- Girard, 1879: 269 • *Calotermes castaneus*; listed.
- Desneux, 1904b: 23 • *Calotermes (Neotermes) castaneus*; reference list; synonymy. Antilles; USA: California [error].
- Handlirsch, 1906: pl. 2: fig. 21 • *Calotermes castaneus*; imago wing figured.
- Holmgren, 1906: 667 • *Calotermes castaneus*; distribution. West Indies.
- Holmgren, 1911d: 54 • *Calotermes (Neotermes) castaneus*; listed. “America.”
- Desneux, 1915: 6 • *Calotermes castaneus*; remarks; locality. Venezuela.
- Banks, 1919: 476, pl. 1: fig. 10 • *Neotermes castaneus*; imago eye figured; key; locality; new combination. Cuba; Haiti; Jamaica; Montserrat.
- Thompson, 1919: 379–398 • *Neotermes castaneus*; caste development.
- Banks and Snyder, 1920: 32, 35, 140–141, figs. 20–22 • *Neotermes castaneus*; imago, soldier described; soldier figured; distribution [Banks]; biology [Snyder]. Jamaica; Puerto Rico; USA: Florida.
- Snyder, 1924i: 7 • *Neotermes castaneus*; imago described. USA: Florida.
- Bequaert, 1925: 291–293 • *Neotermes castaneus*; damage; biology. Brazil.
- Bathellier, 1927: 254 • *Neotermes castaneus*; caste development.
- Light, 1930d: pl. 8: fig. 5 • *Neotermes castaneus*; fossil fecal pellets. Seminole Pleistocene of Florida.
- Snyder, 1934b: 97 • *Calotermes (Neotermes) castaneus*; locality. Costa Rica.
- Light, 1934f: 208 • *Kalotermes (Neotermes) castaneus*; key.
- Light, 1934d: 130 • *Kalotermes (Neotermes) castaneus*; distribution. USA: Florida; West Indies.
- Snyder, 1934d: 269, 271 • *Kalotermes (Neotermes) castaneus*; swarming; distribution.
- Thompson, 1934: 33–39 • *Neotermes castaneus*; biology. Florida.
- Zalessky, 1939: 55, 82, fig. 31.IV • *Calotermes castaneus* [also as *costamus* and *costaneus*]; discussion; imago wing figured.
- Kirby, 1941: 51, 52 • *Neotermes castaneus*; protozoa.
- Wolcott, 1941: 42 • *Kalotermes (Neotermes) castaneus*; distribution. Puerto Rico.
- Kirby, 1942b: 183, 206 • *Neotermes castaneus*; protozoa.
- Emerson and Miller, 1943: 185 • *Neotermes castaneus*; key. USA: Florida.
- Emerson and Miller, 1944: 108, 109 • *Neotermes castaneus*; key. USA: Florida.
- Miller and Miller, 1944: 103, 105 • *Neotermes castaneus*; season of alate production.
- Snyder, 1949a: 23 • *Neotermes castaneus*; catalog; reference list; synonymy. USA: Florida; West Indies; Middle and South America.
- Miller, 1949b: 10, 11, 16, 19, fig. 3 • *Neotermes castaneus*; key; soldier figured; biology. USA: Florida.
- Ahmad, 1950: 81, fig. 5 • *Neotermes castaneus*; imago mandibles figured.

- Wolcott, 1950: 63 • *Kaloterme* (*Neoterme*) *castaneus* [not collected since original description]; distribution. Puerto Rico.
- Becker, 1953: 343 • *Neoterme castaneus*; distribution.
- Snyder, 1956b: 189, 192, 193, 194, 195, 197, 199 • *Neoterme castaneus*; key; distribution. Barbados; Cuba; Dominica; Haiti; Jamaica; Montserrat; Puerto Rico; Trinidad.
- Collins, 1959: 342, 345, 346, 347, 348, 351, 352 • *Neoterme castaneus*; ecology.
- Krishna, 1961: 323, 324, 325, 391, 392, 395, figs. 7–10 • *Neoterme castaneus*; listed; imago, soldier figured; protozoa.
- Dourojeanni, 1964: 76–77 • *Neoterme castaneus*; synonymy; host; distribution.
- Bouillon and Mathot, 1965: 80, pl. 8: fig.16c • *Neoterme castaneus*; imago mandibles figured.
- Weesner, 1965: 47, 48, 50, figs. 16A, 16J • *Neoterme castaneus*; imago, soldier characters and figure; biology; distribution. USA: Florida; West Indies.
- Emerson, 1969: 27 • *Neoterme castaneus*; listed.
- Araujo, 1970d: 532, 541 • *Neoterme castaneus*; biology; distribution.
- Lechleitner, 1970: 1–6 • *Neoterme castaneus*; swarming.
- Weesner, 1970: 492–493 • *Neoterme castaneus*; biology.
- Roonwal, 1975a: 44 • *Neoterme castaneus*; egg measurements.
- Araujo, 1977c: 20 • *Neoterme castaneus*; catalog; synonymy. Chile; Colombia; Dominican Republic; Guatemala; Haiti; Honduras; Jamaica; Montserrat; Nicaragua; Puerto Rico; Trinidad; USA: Florida; Venezuela.
- Luykx and Syren, 1979: 200 • *Neoterme castaneus*; chromosomes; cytology.
- Bennett and Alam, 1985: 7 • *Neoterme* (*Kaloterme*) ?*castaneus*; damage; locality. Barbados.
- Scheffrahn et al., 1988a: 616, 619 • *Neoterme castaneus*; checklist; distribution. USA: Florida.
- Mannesmann and Piechowski, 1989: 161–177 • *Neoterme castaneus*; bacterial hindgut flora.
- Nickle and Collins, 1989: 271–284 • *Neoterme castaneus*; key; imago, soldier measurements and figures; chromosome number.
- Luykx et al., 1990: 385–399 • *Neoterme castaneus*; allozymes; chromosomes; cladistics.
- Maes, 1990: 14 • *Neoterme castaneum* [sic]; catalog; synonymy; distribution. Chile; Colombia; Cuba; Dominica; Guatemala; Haiti; Honduras; Montserrat; Nicaragua; Puerto Rico; Trinidad; USA; Venezuela.
- Scheffrahn et al., 1990: 622, 624 • *Neoterme castaneus*; pest; distribution. Turks and Caicos Islands.
- Clarke, 1994: 14 • *Neoterme castaneus*; checklist; distribution. Jamaica.
- Scheffrahn et al., 1994: 215–223, 225, 226, 231 • *Neoterme castaneus*; distribution. Barbados; Cayman Islands; Cuba; Dominica; Hispaniola: Dominican Republic, Haiti; Isla de la Juventud; Jamaica; Montserrat; Puerto Rico; Trinidad; Turks and Caicos Islands.
- Scheffrahn and Su, 1994: 464, 469, figs. 12–13, 37, 38 • *Neoterme castaneus*; key; soldier, imago forewing figured. USA: Florida.
- Wheeler et al., 1996: 799–806 • *Neoterme castaneus*; methane production.
- Poole and Gentili, 1997: 494 • *Neoterme castaneus*; synonymy; distribution. North America.
- Sugimoto et al., 1997: 218 • *Neoterme castaneus*; diet; methane emissions.
- Constantino, 1998b: 151 • *Neoterme castaneus*; catalog; synonymy. Antilles; Central America; Chile; Colombia; USA: southern Florida; Venezuela.
- Fontes, 1998: 328 • *Neoterme castaneus*; catalog.
- Issa, 2000: 380 • *Neoterme castaneus*; checklist; distribution. Venezuela.
- Constantino, 2002c: 356, table 1 • *Neoterme castaneus*; checklist; damage; distribution. ?Brazil; Chile; Colombia; Trinidad; Venezuela.
- Scheffrahn et al., 2003a: 198 • *Neoterme castaneus*; note on distribution in West Indies.
- Scheffrahn et al., 2003b: 33–38 • *Neoterme castaneus*; distribution. Trinidad.
- Cruz et al., 2004: 5 • *Neoterme castaneus*; checklist; distribution. Cuba.
- Scheffrahn et al., 2005c: 550, table 1 • *Neoterme castaneus*; checklist; distribution. Nicaragua.
- Belyaeva and Dovgobrod, 2006: 503, fig. 2a • *Neoterme castaneus*; female genitalia described and figured.

- Scheffrahn et al., 2006: 475, figs. 2L, 3L • *Neotermes castaneus*; soldier, imago wing figured; key; synonymy; distribution. Bahamas; Cayman Islands; Cuba; Guatemala; Hispaniola; Jamaica; Nicaragua; West Indies.
- Engel et al., 2009: 22, 24, 25 figs. 3, 4 • *Neotermes castaneus*; character-state coding; phylogeny.

Termes anticus Walker, 1853: 523 (imago).

TYPE DATA: Holotype: BMNH imago.

TYPE LOCALITY: Honduras.

- Hagen, 1855: 284, 287, 291–292, 296 • *Termes anticus*; discussion.
- Hagen, 1858c: 33 • *Termes anticus*; synonymized with *castaneus*.

Termes guatimalae Walker, 1853: 528 (imago).

TYPE DATA: Holotype: BMNH dealated imago.

TYPE LOCALITY: Guatemala.

- Hagen, 1855: 284, 287, 291–292, 296 • *Termes Guatimalae*; discussion.
- Hagen, 1858c: 33 • *Termes guatimalae*; synonymized with *castaneus*.

Neotermes elevatus Banks, 1919: 477 (soldier) [Banks, 1919 cited the types as “Type.- A.M.N.H. Paratype.- M.C.Z. 10,075,” but no specimen was labeled as holotype. Since he did not designate a single specimen among those he called “Type,” all of Banks’ “Type” specimens are syntypes. Constantino, 1998b incorrectly referred to the AMNH specimen as “holotype,” probably interpreting Banks’ “type” to mean holotype].

TYPE DATA: Syntypes AMNH soldiers, nymphs, MCZ No. 10075 soldiers, nymphs.

TYPE LOCALITY: Dominica: Laudat.

- Snyder, 1949a: 23 • *Neotermes elevatus*; synonymized with *castaneus*.

Neotermes angustoculus Snyder, 1924i: 8–9 (imago, soldier).

TYPE DATA: Holotype: USNM No. 25747 winged imago. Paratypes: USNM imagoes, soldiers, nymphs, AMNH imago [not type locality].

TYPE LOCALITY: USA: Florida: Dade County: Paradise Key.

- Light, 1934f: 208 • *Kalotermes* (*Neotermes*) *angustoculus*; key; new combination.
- Light, 1934d: 130 • *Kalotermes* (*Neotermes*) *angustoculus*; distribution. USA: Florida.
- Snyder, 1934d: 269, 272 • *Kalotermes* (*Neotermes*) *angustoculus*; biology; distribution.
- Snyder, 1949a: 23 • *Neotermes angustoculus*; synonymized with *castaneus*.

🌐 DISTRIBUTION: Nearctic Region—USA: Florida. ♦ Neotropical Region—Bermuda; Brazil; Chile; Colombia; Cuba; Dominica; Guatemala; Haiti; Honduras; Jamaica; Montserrat; Nicaragua; Puerto Rico; Trinidad; Turks and Caicos Islands; Venezuela.

Neotermes chilensis (Blanchard, 1851)

Termes chilensis Blanchard, 1851: 91 (imago, soldier), pl. 1: figs. 1–3.

TYPE DATA: Syntypes: MNHP imago, soldier.

TYPE LOCALITY: Chile.

- Hagen, 1854: 223 • *Termes chilensis*; as synonym of *Termes quadricollis*; discussion; distribution.
- Hagen, 1855: 113–114, 288 • *Termes chilensis*; discussion.


- Hagen, 1858c: 103 • *Termes chilensis*; listed.
- Girard, 1879: 273 • *Termes chilensis*; discussion.
- Bolivar, 1884: 3–4 • *Porotermes chilensis*; imago described; new combination. Chile [Gay incorrectly cited as author].
- Desneux, 1904b: 23 • *Calotermes chilensis*; reference list; new combination. Chile.
- Desneux, 1906a: 337 • *Calotermes chilensis*; imago described. Chile.
- Holmgren, 1906: 667 • *Calotermes chilensis*; distribution. Chile.
- Holmgren, 1911a: 54 • *Calotermes (Neotermes) chilensis*; listed. “America.”
- Snyder, 1924i: 2 • *Termes chilensis*; discussion [identification doubtful].
- Goetsch, 1933: 227–241 • *Calotermes chilensis*; biology. Chile.
- Adamson, 1941: 412 • *Neotermes chilensis*; cited; new combination.
- Costa Lima, 1941: 381 • *Kalotermes (Neotermes) chilensis*; cited; remarks.
- Costa Lima, 1942: 1 • *Kalotermes (Neotermes) chilensis*; listed; remarks.
- Snyder, 1949a: 23 • *Neotermes chilensis*; catalog; reference list. Chile.
- Krishna, 1961: 325 • *Neotermes chilensis*; listed.
- Mumford, 1965: 26 • *Neotermes chilensis*; interception. USA: New York.
- Guzmán, 1966: 3–4 • *Neotermes chilensis*; synonymy; locality. Chile.
- Araujo, 1970d: 541 • *Neotermes chilensis*; biology; distribution.
- Araujo, 1977c: 20 • *Neotermes chilensis*; catalog. Chile.
- Constantino, 1998b: 151 • *Neotermes chilensis*; catalog; synonymy. Chile.
- Constantino, 2002c: 356, table 1 • *Neotermes chilensis*; checklist; damage; distribution. Chile.
- Camousseight and Alejandro, 2005: 39–45 • *Neotermes chilensis*; synonymy; measurements; soldier, worker mandibles described and figured; distribution. Chile.

Calotermes chilensis zapallarensis Goetsch, 1933: 229 (imago, soldier), figs. 1b, 2a, b.

TYPE DATA: Syntypes: Depository unknown.

TYPE LOCALITY: Chile: Zapallar.

- Snyder, 1949a: 24 • *Neotermes chilensis* var. *zapallarensis*; catalog. Chile.
- Krishna, 1961: 325 • *Neotermes chilensis* subsp. *zapallarensis* [sic]; listed.
- Guzmán, 1966: 4 • *Neotermes chilensis* subsp. *zapallarensis*; synonymy; locality. Chile.
- Araujo, 1977c: 21 • *Neotermes chilensis zapallarensis*; catalog; treated as valid subspecies. Chile.
- Constantino, 1998b: 137, 151 • *Neotermes chilensis* subsp. *zapallarensis* treated as possible synonym of *chilensis*.
- Camousseight and Alejandro, 2005: 39–45 • *Neotermes chilensis* subsp. *zapallarensis*; synonymized with *Neotermes chilensis*; synonymy; locality. Chile.

 DISTRIBUTION: Neotropical Region—Chile.


Neotermes collarti Coaton, 1955

Neotermes collarti Coaton, 1955: 113–115 (imago), fig. 1.

TYPE DATA: Holotype: RGMC 206 alate ♀.

TYPE LOCALITY: Congo-Zaire: Ituri: Forêt de Kawa.

- Krishna, 1961: 325 • *Neotermes collarti*; listed.
- Bouillon and Mathot, 1965: 37, 80, 81, figs. 16a, 16b • *Neotermes collarti*; catalog; soldier figured. Congo-Zaire.
- Bouillon and Mathot, 1971: table: no. 38 • *Neotermes collarti*; listed.
- Mathot, 1974: 6 • *Neotermes collarti*; collection catalog; types listed.

 DISTRIBUTION: Ethiopian Region—Congo-Zaire.

Neotermes connexus Snyder, 1922

Neotermes connexus Snyder, 1922: 9–11 (imago, soldier), figs. 3–4.

TYPE DATA: Holotype: USNM No. 24566 imago. Paratypes: USNM imagoes, USNM imagoes [not type locality], USNM imagoes, soldiers [not type locality], AMNH imago, soldier [not type locality], AMNH imago.

TYPE LOCALITY: USA: Hawaii: Kauai, 915 m.

- McLachlan, 1883: 227 • *Neotermes castaneus* [misidentification]; imago measurements. Hawaii.
- Fullaway, 1920: 296, fig. 1 • *Neotermes castaneus* [misidentification]; soldier figured. Hawaii.
- Snyder, 1924e: 381, 382 • *Neotermes connexus*; listed. Hawaii.
- Fullaway, 1926a: 68, 69, fig. 3 • *Neotermes connexus*; soldier figured. Hawaii.
- Light, 1932d: 3–4 • *Kalotermes (Neotermes) connexus*; locality. Hawaii; Marquesas Islands; Moorea Island.
- Light, 1932a: 74, 76–77, fig. 22, pl. 1 • *Kalotermes (Neotermes) connexus*; measurements; imago, soldier figured; remarks; locality. Marquesas Islands.
- Light, 1932c: 172, 173 • *Kalotermes (Neotermes) connexus*; key; host plant; locality. Marquesas Islands.
- Ehrhorn, 1934: 323 • *Kalotermes (Neotermes) connexus*; key; distribution. Hawaii.
- Light and Zimmerman, 1936: 4, 12 • *Kalotermes (Neotermes) connexus*; reference list; distribution. Hawaii; Marquesas Islands; Society Islands.
- Costa Lima, 1941: 381, 385 • *Neotermes connexus*; listed.
- Kirby, 1941: 49, 63 • *Neotermes connexus*; protozoa.
- Kirby, 1942b: 183, 191, 221 • *Neotermes connexus*; protozoa.
- Fullaway and Krauss, 1945: 20 • *Neotermes connexus*; listed; damage. Hawaii.
- Light, 1946: 9 • *Neotermes connexus*; locality. Guam.
- Zimmerman, 1948: 164, 170–171, fig. 101 • *Neotermes connexus*; key; synonymy; imago, soldier figured; protozoa; biology; distribution. Hawaii.
- Snyder, 1949a: 24 • *Neotermes connexus*; catalog; reference list. Guam; Marquesas Islands; Society Islands; USA: Hawaii.
- Swezey, 1954: 20, 43, 62, 93, 217 • *Neotermes connexus*; damage; distribution. Hawaii.
- Krishna, 1961: 325, 391, 392, 393, 394, 395, 397, 398 • *Neotermes connexus*; listed; protozoa.
- Mathur and Thapa, 1962a: 16 • *Neotermes connexus*; collection catalog.
- Weesner, 1965: 11, 12, 64, 65, figs. 5, 6, 21 • *Neotermes connexus*; characters; biology. Hawaii.
- Bess, 1970: 452–454, fig. 1 • *Neotermes connexus*; biology; population numbers; protozoa; damage; distribution. Hawaii.
- Roonwal, 1975a: 44 • *Neotermes connexus*; egg measurements.
- Roonwal, 1975f: 403 • *Neotermes connexus*; sex ratios.
- Yanagisawa, 1979: 31 • *Neotermes connexus*; distribution. USA: Hawaii.
- Myles and Chang, 1984: 163–321 • *Neotermes connexus*; castes; developmental pathways; caste determination.
- Myles, 1986a: 129–133 • *Neotermes connexus*; injuries by nest mates.
- Jones et al., 1988: 97 • *Neotermes connexus*; biology; dispersal flight; sex ratios.
- Roonwal and Chhotani, 1989: 88 • *Neotermes connexus*; sex ratio discussed.
- Nishida, 1994: 176 • *Neotermes connexus*; distribution. USA: Hawaii.
- Kevan and Vickery, 1998: 299–300 • *Neotermes connexus*; distribution. Marianas Islands; ?Tuvalu probably = *rainbowi* fide Zimmerman 1948.
- Haverty et al., 2000a: 1167–1191 • *Neotermes connexus*; chemotaxonomy; cuticular hydrocarbons. Hawaiian Islands.
- Scheffrahn et al., 2000b: 141–145 • *Neotermes connexus*; distribution. Hawaii.
- Haverty et al., 2005: 2119–2151 • *Neotermes connexus*; fecal pellets; cuticular hydrocarbons; chemotaxonomy.
- Ware et al., 2010a: 70, table 1 • *Neotermes connexus*; imago, soldier measurements.

Neotermes connexus major Snyder, 1922: 11–12 (imago) [described as new variety [= subspecies].

TYPE DATA: Holotype: USNM No. 24675 imago. Paratype: AMNH imago.

TYPE LOCALITY: USA: Hawaii: Kaiwiki.

- Snyder, 1924e: 383–384 • *Neotermes major*; soldier described. Hawaii.
- Ehrhorn, 1934: 323 • *Kalotermes (Neotermes) connexus* var. *major*; listed. Hawaii.
- Costa Lima, 1941: 381 • *Neotermes major*; cited.
- Snyder, 1949a: 28 • *Neotermes major*; catalog; reference list. Hawaii.
- Krishna, 1961: 325 • *Neotermes major*; listed.
- Weesner, 1965: 64 • *Neotermes major*; listed. Hawaii.
- Krishna et al., this work • *Neotermes major*; synonymized with *connexus*. **New Synonymy.**

🌐 DISTRIBUTION: Papuan Region—Hawaii; Marianas Islands.

Neotermes cryptops (Sjöstedt, 1900)

Calotermes cryptops Sjöstedt, 1900b: 278 (soldier).

TYPE DATA: Syntypes: ZMB soldiers.

TYPE LOCALITY: Tanzania: Ugalla River: Ituri Ferry.

- Sjöstedt, 1900a: 37, 48, 218, 220, 235, pl. 1: figs. E1, E2 • *Calotermes cryptops*; soldier described and figured; locality. Tanzania.
- Sjöstedt, 1904: 10, 20, 111, 112, 119 • *Calotermes cryptops*; key; distribution.
- Desneux, 1904b: 23 • *Calotermes cryptops*; reference list. East Africa.
- Sjöstedt, 1907a: 12 • *Calotermes cryptops*; cited.
- Holmgren, 1911a: 54 • *Calotermes* ?(*Neotermes*) *cryptops*; listed.
- Hegg, 1922: 345, 682 • *Calotermes (Neotermes) cryptops*; biology; reference list; distribution.
- Sjöstedt, 1926d: 36, 41 • *Calotermes cryptops*; reference list; key; locality; new combination. Tanzania.
- Harris, 1936: 362 • *Neotermes cryptops*; distribution. Tanzania.
- Harris, 1941: 202 • *Neotermes cryptops*; distribution.
- Snyder, 1949a: 24 • *Neotermes cryptops*; catalog; reference list. Africa.
- Harris, 1950: 52 • *Neotermes cryptops*; distribution. Tanzania.
- Krishna, 1961: 325 • *Neotermes cryptops*; listed.
- Bouillon and Mathot, 1965: 38 • *Neotermes cryptops*; catalog. Tanzania.
- Bouillon and Mathot, 1971: table: no. 39 • *Neotermes cryptops*; measurements.
- Wanyonyi et al., 1984: 2 • *Neotermes cryptops*; checklist; distribution. Tanzania; Uganda.

🌐 DISTRIBUTION: Ethiopian Region—Tanzania; Uganda.

Neotermes cubanus (Snyder, 1922)

Kalotermes cubanus Snyder, 1922: 7–8 (soldier), figs. 1, 2.

TYPE DATA: Holotype: USNM 24565 soldier. Paratypes: USNM soldiers, AMNH soldier.

TYPE LOCALITY: Cuba: Pinar del Rio: Las Playuelas.

- Barreto, 1923: 108 • *Kalotermes cubanus*; locality. Cuba.
- Snyder, 1929: 83 • *Kalotermes (Kalotermes) cubanus*; key.
- Snyder, 1949a: 14 • *Kalotermes cubanus*; catalog. Cuba.
- Snyder, 1956b: 189, 192, 197 • *Kalotermes cubanus*; key; distribution. Cuba.
- Krishna, 1961: 325 • *Neotermes cubanus*; listed; new combination.

- Araujo, 1977c: 21 • *Neotermes cubanus*; catalog. Cuba.
- Scheffrahn et al., 1994: 217, 231 • *Neotermes cubanus*; distribution. Cuba.
- Constantino, 1998b: 151 • *Neotermes cubanus*; catalog. Cuba.
- Cruz et al., 2004: 5 • *Neotermes cubanus*; checklist; distribution. Cuba.

🌐 DISTRIBUTION: Neotropical Region—Cuba.

Neotermes dalbergiae (Kalshoven, 1930)

Kalotermes dalbergiae Kalshoven, 1930: 29–31 (imago, soldier), fig. 5b.

TYPE DATA: Syntypes (depository unknown): imagoes, soldiers.

TYPE LOCALITY: Indonesia: Java: Banjoemas: Kedoe.

- Kemner, 1934b: 7, 12, 32, 35 • *Neotermes dalbergiae*; imago, soldier described; key; new combination. Java.
- Light, 1937b: 16 • *Neotermes dalbergiae*; distribution. Indonesia: Java.
- Kirby, 1941: 47 • *Neotermes dalbergiae*; protozoa.
- Kirby, 1942a: 108 • *Neotermes dalbergiae*; protozoa.
- Kirby, 1942b: 191 • *Neotermes dalbergiae*; protozoa.
- Snyder, 1949a: 24 • *Neotermes dalbergiae*; catalog. Java.
- Ahmad, 1958: 41, 44 • *Neotermes dalbergiae*; key.
- Kalshoven, 1960a: 34, 35, 37, 38, 39 • *Neotermes dalbergiae*; biology. Indonesia: Java.
- Roonwal and Sen-Sarma, 1960: 141, 142, 166–171, 249, 256, 263, 264, fig. 31, pls. 36, 37 • *Neotermes dalbergiae*; synonymy; key; imago, soldier described and figured; distribution. Indonesia.
- Krishna, 1961: 325, 391, 394 • *Neotermes dalbergiae*; listed; protozoa.
- Mathur and Thapa, 1962a: 16 • *Neotermes dalbergiae*; collection catalog. Indonesia.
- Roonwal and Maiti, 1966: 71, 73–74 • *Neotermes dalbergiae*; synonymy; imago, soldier described; distribution. Indonesia: Java.
- Roonwal, 1970c: 322 • *Neotermes dalbergiae*; biology.
- Akhtar, 1975: 6, 7, 8 • *Neotermes dalbergiae*; comparisons.
- Chhotani, 1975b: 117 • *Neotermes dalbergiae*; distribution. Indonesia.
- Morimoto, 1975c: 49 • *Neotermes dalbergiae*; listed; distribution.
- Roonwal, 1977d: 34 • *Neotermes dalbergiae*; wing microsculpturing.
- Tho, 1992: 203 • *Neotermes dalbergiae*; listed.
- Ahmad and Akhtar, 2002: 3 • *Neotermes dalbergiae*; catalog. Indonesia: Java.
- Yu et al., 2002: 3, 4–5 • *Neotermes dalbergiae*; key; soldier described. China: Shenzen: intercepted.
- Gathorne-Hardy, 2004: 115 • *Neotermes dalbergiae*; checklist; distribution. Indonesia: Java.

🌐 DISTRIBUTION: Oriental Region—Indonesia: Java.

Neotermes desneuxi (Sjöstedt, 1904)

Calotermes desneuxi Sjöstedt, 1904: 11–13 (imago, soldier), pl. I: figs. E1–E5 [described as “*Desneuxi*”].

TYPE DATA: Syntypes: RIB imagoes, soldiers, NHRM imagoes, soldiers, AMNH imago, soldier.

TYPE LOCALITY: Madagascar.

- Desneux, 1904b: 23, pl. 2: figs. 6–6d • *Calotermes Desneuxi*; reference list; imago figured. Madagascar.
- Sjöstedt, 1907a: 12 • *Calotermes Desneuxi*; cited.
- Holmgren, 1911a: 54, pl. 3: fig. 9, pl. 4: fig. 5 • *Calotermes (Neotermes) Desneuxi*; listed; imago wing, soldier figured. Madagascar.

- Hegh, 1922: 345, 682, fig. 239 • *Calotermes (Neotermes) Desneuxi*; biology; reference list; distribution.
- Sjöstedt, 1926d: 33, 35 • *Neotermes Desneuxi*; reference list; key; locality; new combination. Madagascar.
- Snyder, 1949a: 24 • *Neotermes desneuxi*; catalog; reference list. Madagascar.
- Cachan, 1949: 187, 191, 204 • *Neotermes Desneuxi*; key; synonymy. Madagascar.
- Krishna, 1961: 325, 394, 399 • *Neotermes desneuxi*; listed; protozoa [host not *desneuxi*, but *Postelectrotermes* sp. fide Emerson, unpublished].
- Buchli, 1966: 596 • *Neotermes desneuxi*; fungal parasites.
- Mathot, 1978: 54 • *Neotermes desneuxi*; collection catalog; types listed.
- Eggleton and Davies, 2003: 657, table 8.26 • *Neotermes desneuxi*; checklist; distribution. Madagascar and associated coastal Islands.

🌐 DISTRIBUTION: Ethiopian Region—Madagascar.

Neotermes dhirendrai Bose, 1984

Neotermes dhirendrai Bose, 1984: 23, 26–30 (soldier, pseudoworker), figs. 7–14.

TYPE DATA: Holotype: ZSI No. 532/H11 soldier. Paratype: ZSI No. 539/H11 pseudoworker.

TYPE LOCALITY: India: Tamil Nadu: Salem.

- Roonwal and Chhotani, 1989: 225–227, figs. 120–121 • *Neotermes dhirendrai*; soldier, pseudoworker described and figured; synonymy; key. India.
- Ahmad and Akhtar, 2002: 3 • *Neotermes dhirendrai*; catalog. India.

🌐 DISTRIBUTION: Oriental Region—India: Tamil Nadu.

Neotermes dolichognathus Xu and Han, 1985

Neotermes dolichognathus Xu and Han, 1985: 225, 226, 239–240 (soldier), figs. 13–18.

TYPE DATA: Holotype: GIEC soldier. Paratypes: GIEC soldiers, nymphs.

TYPE LOCALITY: China: Guangdong Province: Zijin.

- Huang et al., 1989: 175–176, fig. 95 • *Neotermes dolichognathus*; soldier described and figured; key. China: Guangdong.
- Gao et al., 1992a: 35 • *Neotermes dolichognathus*; checklist; distribution. China: Guangdong.
- Gao et al., 1996: 61–62, fig. 7.4 • *Neotermes dolichognathus*; key; imago, soldier described and figured. Hong Kong.
- Hua, 2000: 23 • *Neotermes dolichognathus*; listed. China: Guangdong.
- Huang et al., 2000: 253–254, fig. 102 • *Neotermes dolichognathus*; soldier described and figured; key. China.
- Ahmad and Akhtar, 2002: 3 • *Neotermes dolichognathus*; catalog. China; Hong Kong.

🌐 DISTRIBUTION: Oriental Region—China: Guangdong, Hong Kong.

Neotermes dubiocalcaratus Han, 1984

Neotermes dubiocalcaratus Han, 1984: 196–198, 202 (soldier), fig. 4 [in English summary misspelled as *dubiocalcartus*].

TYPE DATA: Holotype: SIES 09008297 soldier.

TYPE LOCALITY: China: Yunnan Province: Mangshi.

- Huang et al., 1989: 183–184, fig.102 • *Neotermes dubiocalcaratus*; soldier described and figured; key. China: Yunnan.
- Gao et al., 1992a: 35 • *Neotermes dubiocalcaratatus* [sic]; checklist; distribution. China: Yunnan.
- Hua, 2000: 23 • *Neotermes dubiocalcaratus*; listed. China: Yunnan.
- Huang et al., 2000: 254–256, fig. 103 • *Neotermes dubiocalcaratus*; soldier described and figured; key. China.
- Ahmad and Akhtar, 2002: 4 • *Neotermes dubiocalcaratus*; catalog. China.

🌐 DISTRIBUTION: Oriental Region—China: Yunnan.

Neotermes eleanorae Bose, 1984

Neotermes eleanorae Bose, 1984: 22, 30–37 (imago, soldier, pseudoworker), figs. 15–21.

TYPE DATA: Holotype: ZSI No. 531/H11 soldier. Paratypes: ZSI Nos. 535/H11, 537/H11 imagoes, soldiers, pseudoworkers.

TYPE LOCALITY: India: Karnataka: Mangalore.

- Roonwal and Chhotani, 1989: 227–231, figs. 122–123 • *Neotermes eleanorae*; imago, soldier, pseudoworker described and figured; synonymy; key. India.
- Ahmad and Akhtar, 2002: 4 • *Neotermes eleanorae*; catalog. India.

🌐 DISTRIBUTION: Oriental Region—India: Karnataka.

Neotermes erythraeus Silvestri, 1918

Neotermes erythraeus Silvestri, 1918b: 350–351 (imago, soldier), fig. II.

TYPE DATA: Syntypes: IEA queen, soldiers, workers, NHRM soldier, AMNH soldier, nymphs.

TYPE LOCALITY: Eritrea (Erythraea): Nefasit [15°25'N, 39°E].

- Hegh, 1922: 85, 345, 604, 682 • *Calotermes (Neotermes) erythraeus*; biology; reference list; distribution.
- Sjöstedt, 1926d: 35, 41 • *Neotermes erythraeus*; listed.
- Jucci, 1937: 306 • *Neotermes erithraeus* [sic]; listed.
- Ghidini, 1938: 226 • *Neotermes erytraeus* [sic]; remarks; distribution. Eritrea.
- Kirby, 1941: 45 • *Neotermes erythraeus*; protozoa.
- Kirby, 1942b: 185 • *Neotermes erythraeus*; protozoa.
- Kirby, 1942a: 101 • *Neotermes erythraeus*; protozoa.
- Snyder, 1949a: 24 • *Neotermes erythraeus*; catalog; reference list. Erythraea.
- Kirby, 1949b: 359 • *Neotermes erythraeus*; protozoa.
- Krishna, 1961: 325, 391, 393, 394, 395 • *Neotermes erythraeus*; listed; protozoa.
- Bouillon and Mathot, 1971: table: no. 40 • *Neotermes erythraeus*; measurements.
- Cowie et al., 1990: 22, 24, table 1 • *Neotermes erythraeus*; checklist; distribution. Ethiopia.

🌐 DISTRIBUTION: Ethiopian Region—Eritrea; Ethiopia.

Neotermes europae (Wasmann, 1910)

Calotermes europae Wasmann, 1910a: 118–120 (imago, soldier), figs. 1, 2.

TYPE DATA: Syntypes: NHMM imagoes, soldiers, ZIHS imagoes, soldiers, AMNH imago, soldier, nymphs, NCIP imago.

TYPE LOCALITY: Europa Island; Réunion.

- Holmgren, 1911a: 54 • *Calotermes (Neotermes) europae*; listed. Madagascar.
- Hegg, 1922: 95, 345, 682 • *Calotermes (Neotermes) Europae*; biology; reference list; distribution.
- Sjöstedt, 1926d: 34, 37 • *Neotermes Europae*; reference list; key; biology; remarks; locality; new combination. Europa Island; Réunion.
- Kirby, 1941: 39 • *Neotermes* sp. nov.; protozoa.
- Kirby, 1942b: 201, 207 • *Neotermes europae*; protozoa.
- Snyder, 1949a: 24 • *Neotermes europae*; catalog; reference list. Europa Island.
- Cachan, 1949: 186, 191, 197 • *Neotermes Europae*; synonymy; distribution. Europa Island.
- Cachan, 1951: 3–4, figs. 5–8 • *Neotermes Europae*; soldier described and figured. Europa Island.
- Krishna, 1961: 325, 392, 395 • *Neotermes europae*; listed; protozoa.
- Paulian, 1961: 385 • *Neotermes europae*; listed. Europa Island.
- Van Boven, 1969a: 39 • *Neotermes europae*; types listed.
- Paulian, 1970: 284 • *Neotermes europae*; distribution. Europa Island.
- Ruelle, 1975b: 3 • *Neotermes europae*; types listed.

Neotermes concavifrons Cachan, 1949: 201–203 (imago, soldier), fig. 7.

TYPE DATA: Syntypes: RGMC imagoes, soldiers, AMNH imago, soldier, nymphs.

TYPE LOCALITY: Madagascar: Station Forestière de l'Ankarafantsika.

- Eggleton and Davies, 2003: 657, table 8.26 • *Neotermes concavifrons*; checklist; distribution. Madagascar and associated coastal Islands.
- Krishna et al., this work • *Neotermes concavifrons*; synonymized with *europae*; **New Synonymy**.

🌐 DISTRIBUTION: Ethiopian Region—Europa Island; Madagascar; Réunion.

Neotermes ferrugineus (Holmgren, 1911)

Calotermes (Neotermes) ferrugineus Holmgren, 1911b: 455–456 (imago).

TYPE DATA: Syntypes: ZIHS imagoes (Papua New Guinea: Kela), ZIHS imagoes (Papua New Guinea: Samoa-Hafen), ZIHS imagoes (Papua New Guinea: Huon-Golf).

TYPE LOCALITIES: Papua New Guinea: Kela, Samoa-Hafen, Huon-Golf.

- Hill, 1927a: 11 • *Calotermes (Neotermes) ferrugineus*; locality. Papua New Guinea.
- Hill, 1942: 46 • *Calotermes (Neotermes) ferrugineus*; original description repeated. Papua New Guinea.
- Snyder, 1949a: 25 • *Neotermes ferrugineus*; catalog; new combination. New Guinea.
- Krishna, 1961: 325 • *Neotermes ferruginus* [sic]; listed.

🌐 DISTRIBUTION: Papuan Region—Papua New Guinea.

Neotermes firmus (Sjöstedt, 1911)

Calotermes firmus Sjöstedt, 1911e: 175–176 (imago).

TYPE DATA: Holotype: NHRM imago: single specimen.

TYPE LOCALITY: Kenya (Brit. Ostafrika): River Luazomela near Guaso Nyiri N of Mt Kenya.

- Hegg, 1922: 346, 683 • *Calotermes firmus*; biology; reference list; distribution.
- Sjöstedt, 1926d: 34, 36, pl. 2: fig. D • *Neotermes firmus*; fore- and hind wing figured; reference list; key; locality; new combination. Kenya.
- Harris, 1941: 202 • *Neotermes firmus*; distribution.
- Snyder, 1949a: 25 • *Neotermes firmus*; catalog; reference list. Kenya.
- Harris, 1950: 52 • *Neotermes firmus*; distribution. Kenya.

- Krishna, 1961: 325 • *Neotermes firmus*; listed.
- Bouillon and Mathot, 1971: table: no. 41 • *Neotermes firmus*; listed.
- Wanyonyi et al., 1984: 2 • *Neotermes firmus*; checklist; distribution. Kenya.

🌐 DISTRIBUTION: Ethiopian Region—Kenya.

Neotermes fletcheri (Holmgren and Holmgren, 1917)

Calotermes (Neotermes) fletcheri Holmgren and Holmgren, 1917: 139 (imago, soldier, worker), 1 unnumbered fig.

TYPE DATA: Lectotype: FRI soldier. Paralectotypes: FRI imagoes, soldiers, workers, ZMH imago, soldier, worker, IARI imagoes, soldiers, workers, AMNH imago, soldier, nymph, ZIHS imagoes, soldier, USNM imago, soldier, nymph.

LECTOTYPE DESIGNATION: Roonwal and Sen-Sarma, 1960: 177.

TYPE LOCALITY: India: Tamil Nadu: Coimbatore.

- Margabandhu, 1934: 702 • *Calotermes (Neotermes) fletcheri*; annotated reference list; biology.
- Snyder, 1949a: 25 • *Neotermes fletcheri*; catalog; synonymy; new combination. India.
- Lal and Menon, 1953: 16 • *Kalotermes (Neotermes) fletcheri*; catalog; reference list. India.
- Weidner, 1955e: 249 • *Neotermes fletcheri*; types listed.
- Ahmad, 1958: 42, 43 • *Neotermes fletcheri*; key.
- Roonwal, 1958: fig. 4 • *Neotermes fletcheri*; imago, soldier, pseudoworker figured. India.
- Roonwal and Sen-Sarma, 1960: 141, 171–177, 236, 256, 265, 266, figs. 32–34, pls. 38, 39 • *Neotermes fletcheri*; synonymy; key; imago, soldier, pseudoworker described and figured; distribution. India.
- Krishna, 1961: 325 • *Neotermes fletcheri*; listed.
- Mathur and Thapa, 1962a: 16 • *Neotermes fletcheri*; collection catalog. India.
- Weidner, 1966a: 217 • *Neotermes fletcheri*; types listed.
- Chatterjee and Thakur, 1968b: 560, 561 • *Neotermes fletcheri*; synonymy; soldier measurements; distribution. India.
- Chaudhry et al., 1972: 2, fig. 2 • *Neotermes fletcheri*; soldier measurements and figure; distribution. Bangladesh.
- Akhtar, 1975: 9–10, 190, fig. 4 • *Neotermes fletcheri*; soldier described and figured; key; synonymy; distribution. Bangladesh.
- Chhotani, 1975b: 117 • *Neotermes fletcheri*; distribution. India.
- Sen-Sarma et al., 1975: 9, 35, 51, 64 • *Neotermes fletcheri*; distribution and ecology; key. India.
- Roonwal, 1977d: 32–33 • *Neotermes fletcheri*; wing microsculpturing.
- Chhotani, 1980: 4, 15, fig. 2C • *Neotermes fletcheri*; imago, soldier described and figured; distribution; host and pest status; biology and ecology; key. India.
- Thakur, 1980b: 123, 125 • *Neotermes fletcheri*; ecology; distribution. Bangladesh; India.
- Bose, 1984: 21–22, 37–39, figs. 22, 23 • *Neotermes fletcheri*; key; synonymy; measurements; imago, soldier figured; distribution; biology. India.
- Thakur, 1985: 26, 27 • *Neotermes fletcheri*; swarming; biology; locality.
- Ahmad, 1986: 17 • *Neotermes fletcheri*; distribution. Bangladesh.
- Roonwal and Chhotani, 1989: 231–236, figs. 124–127 • *Neotermes fletcheri*; imago, soldier, pseudoworker described and figured; synonymy; key. Bangladesh; India.
- Thakur, 1989b: 358 • *Neotermes fletcheri*; distribution. Bangladesh; India.
- Thakur (R.K.), 1989: 9–10, fig. 2 • *Neotermes fletcheri*; synonymy; soldier measurements and figure; distribution. India.
- Thakur (R.K.), 1991: 7, 11, 24, 34 • *Neotermes fletcheri*; ecology; biology; damage; distribution. Bangladesh; India.
- Ahmad and Akhtar, 2002: 4 • *Neotermes fletcheri*; catalog. India.

- Rathore and Tak, 2004a: 47–48 • *Neotermes fletcheri*; key; synonymy; soldier described; distribution. Bangladesh; India.
- Rathore and Bhattacharyya, 2004: 16, 63, pl. 1: fig. 2 • *Neotermes fletcheri*; checklist; soldier figured; distribution. Bangladesh; India; Sri Lanka.

🌐 DISTRIBUTION: Oriental Region—Bangladesh; India: Gujarat, Kerala, Tamil Nadu; Sri Lanka.

Neotermes fovefrons Xu and Han, 1985

Neotermes fovefrons Xu and Han, 1985: 225, 226–228, 240 (soldier), figs. 19–24.

TYPE DATA: Holotype: GIEC soldier. Paratypes: GIEC soldiers, nymphs.

TYPE LOCALITY: China: Yunnan Province: Jinghong.

- Huang et al., 1989: 184–185, fig. 103 • *Neotermes fovefrons*; soldier described and figured; key. China: Yunnan.
- Gao et al., 1992a: 35 • *Neotermes fovefrons*; checklist; distribution. China: Yunnan.
- Hua, 2000: 23 • *Neotermes fovefrons*; listed. China: Yunnan.
- Huang et al., 2000: 257–258, fig. 105 • *Neotermes fovefrons*; soldier described and figured; key. China.
- Ahmad and Akhtar, 2002: 4 • *Neotermes fovefrons*; catalog. China.

🌐 DISTRIBUTION: Oriental Region—China: Yunnan.

Neotermes fujianensis Ping, 1983

Neotermes fujianensis Ping et al., 1983a: 110–111, 117–118 (soldier), fig. 1.

TYPE DATA: Holotype: GIEC I. No. E 1079 soldier.

TYPE LOCALITY: China: Fujian province: Nanjing County [24°N, 117°E].

- Huang et al., 1989: 195, fig. 112 • *Neotermes fujianensis*; soldier described and figured; key. China: Fujian.
- Gao et al., 1992a: 35 • *Neotermes fujianensis*; checklist; distribution. China: Fujian.
- Huang and Li, 1999: 277–278, fig. 10.12 • *Neotermes fujianensis*; soldier described and figured; distribution. China: Fujian.
- Hua, 2000: 23 • *Neotermes fujianensis*; listed. China: Fujian.
- Huang et al., 2000: 256–257, fig. 104 • *Neotermes fujianensis*; soldier described and figured; key. China.
- Ahmad and Akhtar, 2002: 4 • *Neotermes fujianensis*; catalog. China.

🌐 DISTRIBUTION: Oriental Region—China: Fujian.

Neotermes fulvescens (Silvestri, 1901)

Calotermes fulvescens Silvestri, 1901: 1 (imago).

TYPE DATA: Syntypes: IEA imagoes, soldiers, AMNH imago, soldier, nymphs, NCIP imago.

TYPE LOCALITY: Brazil: Cuyaba.

- Silvestri, 1903: 21–23, fig. 2, pl. 1: fig. 8–13 • *Calotermes fulvescens*; imago, soldier described and figured. Brazil.
- Desneux, 1904b: 23 • *Calotermes fulvescens*; reference list. Brazil.
- Holmgren, 1906: 667 • *Calotermes fulvescens*; distribution. Brazil.

- Holmgren, 1911a: 54, pl. 3: fig. 10 • *Calotermes (Neotermes) fulvescens* [misspelled as *flavescens* in legends of pl. 3: fig. 10]; listed; wing figured. “America.”
- Holmgren, 1912b: 280 • *Calotermes fulvescens*; listed.
- Costa Lima, 1941: 381, 384, 385, 386, figs. 5–8 • *Kalotermes (Neotermes) fulvescens*; imago, soldier described and figured.
- Snyder, 1949a: 25 • *Neotermes fulvescens*; catalog; reference list; new combination. Brazil.
- Araujo, 1958b: 222 • *Neotermes fulvescens*; distribution.
- Krishna, 1961: 325 • *Neotermes fulvescens*; listed.
- Gonçalves and Silva, 1962: 194 • *Neotermes (?) fulvescens*; checklist; locality. Brazil.
- Ruelle, 1975b: 3 • *Neotermes fulvescens*; types listed.
- Araujo, 1977c: 21 • *Neotermes fulvescens*; catalog. Brazil.
- Martins and Mesa, 1995: 958–967 • *Neotermes fulvescens*; chromosomes; translocations.
- Torales et al., 1997: 47 • *Neotermes fulvescens*; distribution. Argentina.
- Constantino, 1998b: 151 • *Neotermes fulvescens*; catalog. Brazil; Argentina.
- Fontes, 1998: 328 • *Neotermes fulvescens*; catalog; distribution. Argentina.
- Constantino, 2002c: 356, table 1 • *Neotermes fulvescens*; checklist; damage; distribution. Brazil; Argentina.
- Torales et al., 2005b: 259–263 • *Neotermes fulvescens*; checklist; diversity; littoral; distribution. Argentina.
- Torales et al., 2005a: 857 • *Neotermes fulvescens*; distribution. Argentina: Chaco, Corrientes.
- Torales et al., 2008: 35 • *Neotermes fulvescens*; distribution. Argentina: Corrientes.

🌐 DISTRIBUTION: Neotropical Region—Argentina: Chaco, Corrientes; Brazil; Paraguay.

Neotermes gestri Silvestri, 1912

Neotermes gestri Silvestri, 1912a: 213–216 (imago, soldier, nymph), fig. I [described as “*Gestri*”].

TYPE DATA: Syntypes: NHRM imagoes, soldiers, nymphs, AMNH imago, soldier.

TYPE LOCALITY: São Tomé and Príncipe: Príncipe Island.

- Seabra, 1917: 24, figs. 18, 19 • *Neotermes gestri*; soldier figured; biology; distribution. São Tomé.
- Seabra, 1919b: 21 • *Neotermes Gestri*; distribution. São Tomé.
- Seabra and Seabra, 1921: 87 • *Neotermes gestri*; distribution. São Tomé.
- Seabra, 1921b: 3, 4, figs. 1–3, pls. I–IV • *Neotermes gestri*; soldier figured; biology; damage; distribution. São Tomé.
- Hegh, 1922: 77, 135, 345, 682, fig. 240 • *Calotermes (Neotermes) gestri*; biology; reference list; distribution; new combination.
- Seabra, 1922c: 79, 80, 87, figs. 66–68 • *Neotermes gestri*; soldier figured; biology; damage; distribution. São Tomé.
- Sjöstedt, 1926d: 34, 39 • *Neotermes Gestri*; reference list; key; biology; locality. São Tomé, Príncipe Islands; Fernando Pó.
- Jucci, 1937: 306 • *Neotermes gestroi* [sic]; distribution.
- Snyder, 1949a: 25 • *Neotermes gestri*; catalog; reference list. West Africa.
- Harris, 1956a: 927 • *Neotermes gestri*; imago measurements; locality. Cameroon.
- Krishna, 1961: 325, 391 • *Neotermes gestri*; listed; protozoa.
- Harris, 1961a: 90, 105 • *Neotermes gestri*; damage; distribution.
- Van Boven, 1969a: 39 • *Neotermes gestri*; listed. São Tomé.
- Bouillon and Mathot, 1971: table: no. 42 • *Neotermes gestri*; measurements.
- Medler, 1980: 54 • *Neotermes gestri*; checklist. Nigeria.
- Raineri et al., 1993: 529 • *Neotermes Gestri*; collection catalog; types listed.

🌐 DISTRIBUTION: Ethiopian Region—Cameroon; Fernando Pó; Nigeria; São Tomé and Príncipe.

Neotermes glabriusculus Oliveira, 1979

Neotermes glabriusculus Oliveira, 1979b: 49–54 (imago, soldier), figs. 1–17.

TYPE DATA: Holotype: MZUSP 1767 soldier. Paratypes: MZUSP 1768 imagoes, soldiers, DZUP imagoes, soldiers.

TYPE LOCALITY: Brazil: São Paulo: Parapaniacaba, 801 m.

— Fontes, 1983: 138 • *Neotermes glabriusculus*; additions and corrections to Araujo's catalog, 1977c.

— Constantino, 1998b: 152 • *Neotermes glabriusculus*; catalog. Brazil.

🌐 DISTRIBUTION: Neotropical Region—Brazil: São Paulo.

Neotermes gnathoferrum Ware, Lal and Grimaldi, 2010

Neotermes gnathoferrum Ware et al., 2010a: 65–71 (imago, soldier, pseudoworker), figs. 1–4.

TYPE DATA: Holotype: FDFI soldier. Paratypes: AMNH imagoes, soldier, pseudergate.

TYPE LOCALITY: Fiji Islands: Colo-i-Suva, near Suva.

🌐 DISTRIBUTION: Papuan Region—Fiji.

Neotermes gracilidens Sjöstedt, 1925

Neotermes gracilidens Sjöstedt, 1925: 53 (soldier).

TYPE DATA: Syntypes: NHRM soldiers, AMNH imago.

TYPE LOCALITY: Madagascar.

— Sjöstedt, 1926d: 34, 35, 38, pl. 1 • *Neotermes gracilidens*; imago (previously undescribed), soldier described; soldier figured; reference list; key; remarks; locality. Madagascar.

— Snyder, 1949a: 15 • *Kalotermes gracilidens*; catalog; new combination. Madagascar.

— Cachan, 1949: 187, 191, 197, fig. 5.I • *Neotermes gracilidens*; key; synonymy; soldier described and figured. Madagascar.

— Krishna, 1961: 325, 394, 399 • *Neotermes gracilidens*; listed [protozoa included from Kirby 1942, 1944 do not belong to *gracilidens*, but to *Postelectrotermes* sp. fide Emerson, unpublished].

— Eggleton and Davies, 2003: 657, table 8.26 • *Neotermes gracilidens*; checklist; distribution. Madagascar and associated coastal Islands.

🌐 DISTRIBUTION: Ethiopian Region—Madagascar.

Neotermes grandis Light, 1930

Neotermes grandis Light, 1930f: 27–29 (soldier), pl. 2: fig. 9, pl. 3: fig. 5, pl. 4: fig. 3, pl. 5: figs. 3, 11.

TYPE DATA: Lectotype: FRI soldier. Paralectotypes: AMNH soldiers, nymphs, NCIP soldier [incorrectly cited as paratype by Ruelle, 1975b], FRI pseudoworkers.

LECTOTYPE DESIGNATION: Roonwal and Sen-Sarma, 1960: 180.

TYPE LOCALITY: Philippines: Luzon: Laguna Province: Mount Maquiling, 700 m.

— Snyder, 1949a: 26 • *Neotermes grandis*; catalog. Philippines.

— Ahmad, 1958: 44 • *Neotermes grandis*; key.

- Roonwal and Sen-Sarma, 1960: 142, 178–181, 211, 256, 266, pl. 40 • *Neotermes grandis*; synonymy; key; soldier, pseudoworker described and figured; distribution. Philippines.
- Krishna, 1961: 325 • *Neotermes grandis*; listed.
- Snyder and Francia, 1962: 63, 68, 72 • *Neotermes grandis*; key; distribution; biology. Philippines.
- Mathur and Thapa, 1962a: 16 • *Neotermes grandis*; collection catalog. Philippines.
- Chhotani, 1975b: 117 • *Neotermes grandis*; distribution. Philippines.
- Ruelle, 1975b: 3 • *Neotermes grandis*; types listed.
- Tho, 1992: 203 • *Neotermes grandis*; listed.
- Ahmad and Akhtar, 2002: 4 • *Neotermes grandis*; catalog. Philippines.

🌐 DISTRIBUTION: Oriental Region—Philippines: Luzon.

†*Neotermes grassei* Piton, 1940

†*Neotermes grassei* Piton, 1940: 145 (imago), fig. 21 [cited by Nel and Paicheler, 1993: 119 as Blattodea genus and species incertae sedis; possibly should be excluded from this catalog; but see Emerson, 1969: 28, who retains this in *Neotermes*].

TYPE DATA: Holotype: MNHP No. IPM-R.54380 imago wing.

TYPE LOCALITY: France: Puy-de-Dôme, Menat.

- Snyder, 1949a: 359 • *Neotermes grassei*; catalog. France: Eocene.
- Krishna, 1961: 325 • *Neotermes grassei*; listed.
- Emerson, 1969: 28 • *Neotermes grassei*; considered as *Neotermes*; discussion; distribution. France: Eocene.
- Burnham, 1978: 88 • *Neotermes grassei*; listed.
- Nel and Paicheler, 1993: 119 • as Blattodea genus and species incertae sedis; type data; paleontology; distribution.

🌐 DISTRIBUTION: Palaearctic Region—France.

* FOSSIL RECORD: Cenozoic–Palaeogene: Eocene.

Neotermes greeni (Desneux, 1908)

Calotermes greeni Desneux, 1908: 388–389 (imago, soldier) [described as “*Greeni*”].

TYPE DATA: Syntypes (depository unknown): imago, soldier [Roonwal and Chhotani, 1989: 236 indicate a holotype, but there is no evidence of selection in the original description].

TYPE LOCALITY: Sri Lanka.

- Bugnion and Popoff, 1910b: 125–137, pls. 3, 5 • *Calotermes Greeni*; imago, soldier, nymph described and figured; digestive tube figured; protozoa; biology. Sri Lanka.
- Holmgren, 1911a: 54 • *Calotermes (Neotermes) Greeni*; listed. “Indian” [Sri Lanka].
- Escherich, 1911: 166 • *Calotermes Greeni*; biology.
- Holmgren, 1911c: 189, 206, 209, pl. II, fig. B • *Calotermes Greeni*; soldier characters; key; locality. Sri Lanka.
- Holmgren, 1913c: 44, fig. 4, pl. I, fig. 7 • *Calotermes (Neotermes) Greeni*; imago, soldier, worker described; soldier figured; key; distribution. Sri Lanka.
- Bugnion, 1913d: 167 • *Calotermes Greeni*; antennal articles. Sri Lanka.
- Green, 1913: 8 • *Calotermes greeni*; locality. Sri Lanka.
- Bugnion, 1914f: 175, 176, pl. 3 • *Calotermes Greeni*; imago, soldier, nymph figured; biology.
- Holmgren, 1914: 233 • *Calotermes (Neotermes) greeni*; locality. Sri Lanka.
- John, 1925: 380 • *Calotermes (Neotermes) greeni*; locality. Sri Lanka.
- Kemner, 1926b: 382 • *Calotermes Greeni*; imago, soldier described. Sri Lanka.

- Jepson, 1927: 19–21 • *Calotermes greeni*; distribution. Sri Lanka.
- Jepson, 1930a: 147, pl. 2: fig. 2 • *Calotermes (Neotermes) greeni*; soldier figured; damage. Sri Lanka.
- Jepson, 1931: 593–594 • *Calotermes (Neotermes) greeni*; distribution. Sri Lanka.
- Margabandhu, 1934: 703 • *Calotermes (Neotermes) greeni*; annotated reference list; biology.
- Jucci, 1937: 306 • *Calotermes greeni*; distribution.
- Light, 1937b: 15 • *Neotermes greeni*; distribution; new combination. Sri Lanka.
- Pinto, 1941: 80 • *Neotermes greeni*; distribution. Sri Lanka.
- Kirby, 1942b: 183, 191 • *Neotermes greeni*; protozoa.
- Kirby, 1942a: 103 • *Neotermes greeni*; protozoa.
- Snyder, 1949a: 26 • *Neotermes greeni*; catalog; reference list. Sri Lanka.
- Lal and Menon, 1953: 17, 18 • *Kalotermes (Neotermes) greeni*; catalog; systematic and biological reference list. Sri Lanka.
- Roonwal and Pant, 1953: 45 • *Neotermes greeni*; collection catalog. Sri Lanka.
- Ahmad, 1958: 42, 45 • *Neotermes greeni*; key.
- Roonwal and Sen-Sarma, 1960: 140, 142, 145, 152, 181–188, 190, 214, 233, 256, 265, 266, figs. 35, 36 • *Neotermes greeni*; synonymy; key; imago, soldier, pseudoworker described and figured; distribution. Sri Lanka.
- Krishna, 1961: 325, 391, 394, 395 • *Neotermes greeni*; listed; protozoa.
- Harris, 1961a: 93, 105, 110 • *Neotermes greeni*; damage; distribution.
- Mathur and Thapa, 1962a: 16 • *Neotermes greeni*; collection catalog. Sri Lanka.
- Ranaweera, 1962: 89, 90, 94, 97, figs. 2, 17 • *Neotermes greeni*; key; soldier figured; biology; damage; distribution. Sri Lanka.
- Roonwal, 1970c: 322–323 • *Neotermes greeni*; biology.
- Roonwal and Verma, 1972: 255 • *Neotermes greeni*; comparisons.
- Sen-Sarma, 1974: 423 • *Neotermes greeni*; ecology and biogeography. India.
- Chhotani, 1975b: 117 • *Neotermes greeni*; distribution. Sri Lanka.
- Roonwal, 1977d: 34 • *Neotermes greeni*; wing microsculpturing.
- Chhotani, 1980: 4, 15–16, fig. 2D • *Neotermes greeni*; imago, soldier described and figured; distribution; host and pest status; biology and ecology; key. Sri Lanka.
- Sen-Sarma, 1982: 142–146 • *Neotermes greeni*; damage. Oriental Region.
- Roonwal and Chhotani, 1989: 236–241, figs. 128–130 • *Neotermes greeni*; imago, soldier, pseudoworker described and figured; synonymy; key. Sri Lanka.
- Thakur, 1989b: 358 • *Neotermes greeni*; distribution. Sri Lanka [India incorrect].
- Ahmad and Akhtar, 2002: 4 • *Neotermes greeni*; catalog. Sri Lanka.
- Belyaeva and Dovgobrod, 2006: 503, fig. 2b • *Neotermes greeni*; female genitalia described and figured.

🌐 DISTRIBUTION: Oriental Region—Sri Lanka.

Neotermes hirtellus (Silvestri, 1901)

Calotermes hirtellus Silvestri, 1901: 1–2 (imago).

TYPE DATA: Syntypes: IEA imago, soldier, AMNH imago, soldiers, nymphs.

TYPE LOCALITY: Brazil: Mato Grosso: Cuiaba.

- Silvestri, 1903: 23–25, fig. 3, pl. 1: figs. 14–15 • *Calotermes hirtellus*; imago, soldier described and figured. Brazil.
- Desneux, 1904b: 23 • *Calotermes hirtellus*; reference list; new combination. Brazil.
- Holmgren, 1906: 667 • *Calotermes hirtellus*; distribution. Brazil.
- Holmgren, 1911a: 54 • *Calotermes (Neotermes) hirtellus*; listed. “America.”
- Costa Lima, 1941: 381, 383, 384, 385, figs. 4, 5, 9 • *Kalotermes (Neotermes) hirtellus*; imago, soldier described and figured.

- Snyder, 1949a: 26 • *Neotermes hirtellus*; catalog; reference list; new combination. Brazil.
- Krishna, 1961: 325, 391 • *Neotermes hirtellus*; listed; protozoa.
- Araujo, 1977c: 21 • *Neotermes hirtellus*; catalog. Brazil.
- Mathot, 1978: 57 • *Neotermes hirtellus*; collection catalog; types listed.
- Raineri et al., 1993: 530 • *Calotermes hirtellus*; collection catalog; types listed.
- Torales et al., 1997: 47 • *Neotermes hirtellus*; distribution. Argentina.
- Constantino, 1998b: 152 • *Neotermes hirtellus*; catalog. Argentina; Brazil.
- Fontes, 1998: 328 • *Neotermes hirtellus*; catalog; distribution. Brazil.
- Cuezco, 2005: 106–108 • *Neotermes hirtellus*; checklist; distribution. Northwest Argentina.
- Torales et al., 2005b: 259–280 • *Neotermes hirtellus*; checklist; diversity; littoral; distribution. Argentina.
- Torales et al., 2005a: 857 • *Neotermes hirtellus*; distribution. Argentina: Chaco, Corrientes.
- Torales et al., 2008: 35 • *Neotermes hirtellus*; distribution. Argentina: Santiago del Estero.

🌐 DISTRIBUTION: Neotropical Region—Argentina: Chaco, Corrientes, Santiago del Estero; Brazil: Mato Grosso.

Neotermes holmgreni Banks, 1918

Neotermes holmgreni Banks, 1918: 659–660 (imago), pl. 51, fig. 9 [Banks (1918) cited the types as “Type in Mus. Comp. Zool.; paratypes in U. S. Nat. Mus.,” but no specimen was labeled as holotype. Since he did not designate a single specimen among those he called “Type,” all of Banks’ “Type” specimens are syntypes. Constantino, 1998b incorrectly referred to the MCZ specimen as “holotype,” probably interpreting Banks’ “type” to mean holotype].

TYPE DATA: Syntypes: MCZ No. 10092 imagoes, USNM imagoes.

TYPE LOCALITY: Panama: Taboga Island.

- Dietz and Snyder, 1924: 281, 284 • *Neotermes holmgreni*; locality; swarming. Panama: Taboga Island.
- Snyder, 1925j: 184, 193 • *Neotermes holmgreni*; soldier (previously unknown) described. Panama: Taboga Island.
- Emerson, 1925: 319, fig. 25 • *Kalotermes (Neotermes) holmgreni*; imago described and figured. Guyana.
- Snyder, 1934b: 97 • *Kalotermes (Neotermes) holmgreni*; locality. Costa Rica.
- Adamson, 1940a: 12 • *Neotermes holmgreni*; listed; distribution. Trinidad; Tobago.
- Costa Lima, 1941: 381, 382 • *Kalotermes (Neotermes) holmgreni*; listed.
- Kirby, 1941: 51 • *Neotermes holmgreni*; protozoa.
- Kirby, 1942b: 183, 207 • *Neotermes holmgreni*; protozoa.
- Snyder, 1949a: 26 • *Neotermes holmgreni*; catalog; reference list; synonymy. Panama.
- Snyder, 1956b: 189, 195 • *Neotermes holmgreni*; distribution. Panama: Taboga; Trinidad.
- Krishna, 1961: 325, 392, 395, 397, 398 • *Neotermes holmgreni*; listed; protozoa.
- Araujo, 1977c: 21 • *Neotermes holmgreni*; catalog; synonymy. Costa Rica; Guyana; Panama; Taboga; Trinidad.
- Nickle and Collins, 1992: 208, 216, figs. 13.35–13.39 • *Neotermes holmgreni*; soldier figured; distribution. Panama.
- Scheffrahn et al., 1994: 224, 225, 231 • *Neotermes holmgreni*; distribution. Tobago, Trinidad.
- Constantino, 1998b: 152 • *Neotermes holmgreni*; catalog; synonymy. Central America; Guyana; Tobago, Trinidad; Panama.
- Fontes, 1998: 328 • *Neotermes holmgreni*; catalog.
- Scheffrahn et al., 2003b: 33–38 • *Neotermes holmgreni*; distribution. Trinidad, Tobago.
- Roisin et al., 2006: 301–311 • *Neotermes holmgreni*; ecology; canopy forest; species richness; vertical distribution. Panama.

Kaloterme (*Neoterme*) *clearei* Emerson, 1925: 316–318 (imago, soldier), figs. 24a–e.

TYPE DATA: Holotype: AMNH imago. Paratypes: AMNH imagoes, soldiers.

TYPE LOCALITY: Guyana: Georgetown.

- Costa Lima, 1941: 381 • *Kaloterme* (*Neoterme*) *cleari*; listed.
- Costa Lima, 1942: 1 • *Kaloterme* (*Neoterme*) *cleari*; listed.
- Snyder, 1949a: 26 • *Kaloterme* (*Neoterme*) *clearei*; synonymized with *holmgreni*.

🌐 DISTRIBUTION: Neotropical Region—Guyana; Panama; Trinidad and Tobago.

Neoterme humilis Han, 1984

Neoterme humilis Han, 1984: 191–193, 201 (soldier), fig. 1.

TYPE DATA: Holotype: SIES 09005289 soldier.

TYPE LOCALITY: China: Guangxi Province: Longgang, Ningming.

- Huang et al., 1989: 179–180, fig. 99 • *Neoterme humilis*; soldier described and figured; key. China: Guangxi.
- Gao et al., 1992a: 35 • *Neoterme humilis*; checklist; distribution. China: Guangxi.
- Lin et al., 1994b: 1 • *Neoterme humilis*; checklist; distribution. China: Guangxi.
- Hua, 2000: 23 • *Neoterme humilis*; listed. China: Guangxi.
- Huang et al., 2000: 258–260, fig. 106 • *Neoterme humilis*; soldier described and figured; key. China.
- Ahmad and Akhtar, 2002: 4 • *Neoterme humilis*; catalog. China.

🌐 DISTRIBUTION: Oriental Region—China: Guangxi.

Neoterme insularis (Walker, 1853)

Terme insularis Walker, 1853: 521–522 (imago).

TYPE DATA: Lectotype: BMNH imago. Paralectotype: BMNH imago.

LECTOTYPE DESIGNATION: Hill, 1942: 54 [inadvertent selection by inference of “holotype” (ICZN, 1999, art. 74.6)]. Watson et al., 1998: 183 [invalid lectotype designation, predated by that of Hill, 1942].

TYPE LOCALITY: New Zealand.

- Hagen, 1855: 291 • *Terme insularis*; discussion.
- Hagen, 1858c: 42–43, 241 • *Caloterme insularis*; imago described; synonymy; distribution; new combination. New Zealand.
- Hagen, 1858b: 6 • *Caloterme insularis*; imago described; synonymy; distribution. New Zealand.
- White and Butler, 1874: 25, pl. 7: fig. 11 • *Caloterme insularis*; synonymy; imago figured; comparisons; distribution. New Zealand [in figure legend as *Terme insularis*].
- French, 1893: 136, pl. 32 • *Terme australis* [misidentification; soldier = *insularis* fide Hill, 1926: 203].
- Froggatt, 1897a: 524–525, pl. 35, fig. 4 • *Caloterme insularis*; imago described; wing figured; locality. Australia.
- Wasmann, 1902d: 139 • *Caloterme insularis*; locality. Hawaii [doubtful].
- Desneux, 1904b: 23 • *Caloterme insularis*; reference list. Australia; New Zealand.
- Froggatt, 1905: 19, 21 • *Caloterme insularis*; characters; locality. New Zealand.
- Holmgren, 1911a: 54 • *Caloterme* (*Neoterme*) *insularis*; listed. Australia.
- Hill, 1921b: 445–446, figs. 32–34 • *Caloterme* (*Neoterme*) *insularis*; soldier (previously unknown), described and figured; locality. Australia.

- Hill, 1925c: 86 • *Calotermes (Neotermes) insularis*; imago described. Australia.
- Hill, 1926c: 193 • *Calotermes (Neotermes) insularis*; synonymy; remarks; locality. Australia; New Zealand.
- Hill, 1932a: 135–136 • *Calotermes (Neotermes) insularis*; synonymy; remarks; biology; locality. Australia.
- Hill, 1932b: 12, 14–16, figs. 9a–d • *Calotermes insularis*; imago, soldier described and figured; key; distribution. Australia; New Zealand: introduced?.
- Sutherland, 1934: 5–6 • *Calotermes insularis*; gut histology.
- Kirby, 1941: 57 • *Neotermes insularis*; protozoa; new combination.
- Miller, 1941: 333 • *Calotermes insularis*; listed. New Zealand.
- Hill, 1942: 47–54, figs. 24–26 • *Calotermes (Neotermes) insularis*; imago, soldier described and figured; synonymy; distribution; biology. Australia; New Zealand.
- Kirby, 1942b: 187, 194 • *Neotermes insularis*; protozoa.
- Kelsey, 1944b: 232, 233, 236, 237, 254, figs. 17, 20D, 25A • *Calotermes (Neotermes) insularis*; synonymy; key; imago, soldier, wing micrasters described and figured; distribution. New Zealand.
- Kirby, 1945: 282, 292, 294 • *Neotermes insularis*; protozoa.
- Snyder, 1949a: 26, 27 • *Neotermes insularis*; catalog; reference list; synonymy. Australia; New Zealand.
- Ratcliffe et al., 1952: 65–66, fig. 11E • *Calotermes insularis*; soldier figured; characters; biology; damage; distribution.
- Roonwal and Pant, 1953: 45 • *Neotermes insularis*; collection catalog. Australia.
- Calaby and Gay, 1959: 222 • *Neotermes insularis*; damage; distribution.
- Krishna, 1961: 325, 392, 393, 397 • *Neotermes insularis*; listed; protozoa.
- Harris, 1961a: 46, 112 • *Kalotermes insularis*; damage.
- Mathur and Thapa, 1962a: 16 • *Neotermes insularis*; collection catalog. Australia.
- Gay, 1967: 8, 16, 47, fig. 3 • *Neotermes insularis*; imago, soldier described and figured; distribution. New Zealand: introduced.
- Gay and Calaby, 1970: 403 • *Neotermes insularis*; biology; distribution. Australia.
- Gay, 1976a: 397 • *Neotermes insularis*; listed.
- Roonwal and Rathore, 1978b: 220, 221, 222, 223, fig. 2 • *Neotermes insularis*; wing microsculpturing.
- Veivers et al., 1980: 75–77 • *Neotermes insularis*; gut physiology.
- Hutchings and Recher, 1982: 89 • *Neotermes insularis*; ecology; mangroves; distribution. Australia.
- Bain and Jenkin, 1983: 368 • *Neotermes insularis*; distribution. New Zealand: interception.
- Prestwich, 1984a: table 1 • *Neotermes insularis*; checklist; ecology; defense mode; chemicals; distribution.
- De Baar, 1988: 110 • *Neotermes insularis*; checklist. Torres Strait: Dalrymple, Mt. Ernest Islands.
- Watson and Abbey, 1993b: 30, fig. 39 • *Neotermes insularis*; distribution map.
- Watson et al., 1998: 182–183 • *Neotermes insularis*; catalog; synonymy; distribution; ecology. Australia: New Zealand.

Calotermes irregularis Froggatt, 1897a: 525–527 (imago, soldier, worker), pl. 35, figs. 1, 1a, 1b.

TYPE DATA: Lectotype: NMV No. T-10958 soldier. Paralectotypes: NMV imago, nymph, worker, AMNH imago, soldier, nymph.

LECTOTYPE DESIGNATION: Watson et al., 1998: 183.

TYPE LOCALITY: Australia: Queensland: Mackay.

- Desneux, 1904b: 23 • *Calotermes irregularis*; reference list. Australia.
- Hudson, 1904: 2 • *Calotermes irregularis*; imago described; remarks on type specimens; distribution. Australia; New Zealand.
- Froggatt, 1905: 19, 21 • *Calotermes irregularis*; characters; locality. Australia.
- Holmgren, 1911a: 54 • *Calotermes (Neotermes) irregularis*; listed. Australia.

- Hill, 1915: 111–112 • *Calotermes irregularis*; biology; locality. Australia.
- Hill, 1926c: 195 • *Calotermes (Neotermes) irregularis*; soldier measurements; locality. Australia.
- Hill, 1933b: 38 • *Calotermes (Neotermes) irregularis*; locality. Australia.
- Hill, 1942: 47–48 • *Calotermes irregularis*; synonymized with *insularis*.
- Mathot, 1978: 57, 58 • *Neotermes irregularis*; collection catalog; types listed.

Calotermes longiceps Froggatt, 1897a: 528–529 (soldier), pl. 35, fig. 7.

TYPE DATA: Lectotype: ANIC No. 9163 soldier. Paralectotypes: ANIC nymphs, workers, NMV nymphs, workers.

LECTOTYPE DESIGNATION: Hill, 1926c: 194 [inadvertent selection by inference of “type” (= holotype) (ICZN, 1999, art. 74.6)].

TYPE LOCALITY: Australia: New South Wales: Croydon.

- Froggatt, 1905: 19, 20 • *Calotermes longiceps*; characters. Australia.
- Froggatt, 1907: 24 • *Calotermes longiceps*; characters; biology.
- Holmgren, 1911a: 54 • *Calotermes ?(Neotermes) longiceps*; listed. Australia.
- Hill, 1926c: 194 • *Calotermes (Neotermes) longiceps*; soldier measurements; discussion.
- Hill, 1932a: 135 • *Calotermes longiceps*; synonymized with *insularis*.
- Mathot, 1978: 57, 58 • *Neotermes longiceps*; collection catalog; types listed.

Calotermes robustus Froggatt, 1897a: 529–530 (imago), pl. 35, fig. 8.

TYPE DATA: Holotype: ANIC No. 9164 imago [holotype by monotypy].

TYPE LOCALITY: Australia: New South Wales: Sans Souci.

- Froggatt, 1905: 19, 21 • *Calotermes robustus*; characters; locality. Australia.
- Holmgren, 1911a: 54 • *Calotermes (Neotermes) robustus*; listed. Australia.
- Hill, 1926c: 195 • *Calotermes (Neotermes) robustus*; imago measurements; locality. Australia.
- Hill, 1932a: 135 • *Calotermes robustus*; synonymized with *insularis*.

Calotermes (Neotermes) oculifer Mjöberg, 1920: 19–21 (soldier), fig. 8, pl. 1: fig. 3.

TYPE DATA: Lectotype: NHRM soldier. Paralectotypes: NHRM soldier, workers, AMNH nymphs.

LECTOTYPE DESIGNATION: Watson et al., 1998: 183.

TYPE LOCALITY: Australia: Queensland: Cedar Creek (Ravenshoe).

- Hill, 1942: 47–48 • *Calotermes (Neotermes) oculifer*; synonymized with *insularis*.

Calotermes (Neotermes) parallelicepts Mjöberg, 1920: 16–19 (imago, soldier), fig. 7, pl. 1: fig. 5.

TYPE DATA: Lectotype: NHRM soldier. Paralectotypes: NHRM imagoes, soldier, workers, AMNH workers.

LECTOTYPE DESIGNATION: Watson et al., 1998: 183.

TYPE LOCALITY: Australia: Queensland: Cedar Creek: Ravenshoe.

- Hill, 1942: 47–48 • *Calotermes parallelicepts*; synonymized with *insularis*.

Calotermes malandensis Mjöberg, 1920: 12–16 (imago, soldier), pl. 1: fig. 4.

TYPE DATA: Lectotype: NHRM soldier. Paralectotypes: ANIC soldiers, workers, AMNH imagoes, soldiers, nymphs.

LECTOTYPE DESIGNATION: Watson et al., 1998: 183.

TYPE LOCALITY: Australia: Queensland: Malanda.

- Hill, 1942: 47–48 • *Calotermes malandensis*; synonymized with *insularis*.

Calotermes (Neotermes) deuqueti Hill, 1926c: 196–199 (soldier), fig. 1.

TYPE DATA: Holotype: NMV No. T-10843 soldier. Paratypes: NMV workers, AMNH soldiers, workers.

TYPE LOCALITY: Australia: New South Wales: Lismore.

— Hill, 1932a: 135 • *Calotermes deuqueti*; possible synonym of *insularis*.

— Hill, 1942: 47–48 • *Calotermes deuqueti*; synonymized with *insularis*.

🌐 DISTRIBUTION: Australian Region—Australia: Capital Territory, New South Wales, Northern Territory, Queensland, Victoria, Western Australia; New Zealand.

Neotermes intracaulis Scheffrahn and Křeček, 2003

Neotermes intracaulis Scheffrahn et al., 2003a: 185, 187, 191–193 (imago, soldier), figs. 10, 28.

TYPE DATA: Holotype: FTLD imago. Paratypes: FTLD imagoes, soldiers, FTLD imagoes, soldiers [several series from non-type localities].

TYPE LOCALITY: US Virgin Islands: St. Croix: Sion Hill [17.730°N, 64.740°W].

🌐 DISTRIBUTION: Neotropical Region—USA: Virgin Islands.

Neotermes jouteli (Banks, 1919)

Kalotermes jouteli Banks, 1919: 477, 478 (imago, soldier) [Banks, 1920: 25 described *jouteli* as a new species, giving localities and designating a type soldier, and up to the present the date 1920 has been used by all authors. However, *Kalotermes jouteli* was first mentioned by Banks, 1919, in a key, in which characters for the imago and soldier castes are given, which, according to ICZN, 1999, art. 12 constitutes a description. Therefore the correct date for this species is 1919, and the localities mentioned in the 1919 paper (Cuba: 14 kilometers north of Vinales and Bahamas: Andros, Big Wood Key) and in the 1920 paper (USA: Florida: Adam Key; Cuba: Cayamas and Woodfred Inn, Pinares; Mexico: Vera Cruz and Tampico) are the type localities. Since no type was designated in the 1919 or the 1920 paper, the specimens from these localities, present in the AMNH, USNM, MCZ collections, are syntypes, and a lectotype will have to be designated from these series. The neotype (FL187, from USA: Florida: Broward Co.: Dania: John Lloyd State Park) selected by Scheffrahn, Křeček, and Su, 2000 is invalid, as the selection did not conform to the conditions of the Code (ICZN, 1999, art. 75.3): 1) 75.3 no statement made as to the express purpose of the neotype designation; 2) 75.3.4, no reasons for believing that all name-bearing types were lost or steps taken to trace them; 3) 75.3.6, neotype not from the original type locality or as near as practicable. The authors did not contact AMNH or MCZ to try and determine if any types were in those collections (there are syntypes in AMNH, USNM and MCZ)].

TYPE DATA: Syntypes: AMNH soldier (Cuba: 14 km north of Vinales), AMNH No. 10544 soldier (Cuba: 14 km north of Vinales), AMNH soldier (Bahamas: Andros, Big Wood Key), AMNH soldier, nymphs (USA: Florida: Adam Key), USNM 21857 soldier (locality not specified), MCZ 10544 soldier (locality not specified).

TYPE LOCALITIES: Cuba: 14 km north of Vinales, Cuba: Cayamas, Woodfred Inn, Pinares; Mexico: Vera Cruz, Tampico; Bahamas: Andros, Big Wood Key; USA: Florida: Adam Key,

— Banks and Snyder, 1920: 25, 134–135, fig. 14 • *Kalotermes jouteli*; erroneously as n. sp.; imago, soldier described and figured; type material cited; key; distribution [Banks]; biology [Snyder]. USA: Florida; Cuba; Mexico.

- Barreto, 1923: 107 • *Kaloterme jouteli*; locality. Cuba.
- Snyder, 1929: 83 • *Kaloterme (Kaloterme) jouteli*; key.
- Light, 1930e: 178, 179 • *Kaloterme jouteli*; cited.
- Light, 1933: 84, 85, 92 • *Kaloterme (Kaloterme) jouteli*; key; distribution. Mexico.
- Light, 1934d: 130 • *Kaloterme (Kaloterme) jouteli*; distribution. USA: Florida.
- Light, 1934f: 208, 209 • *Kaloterme (Kaloterme) jouteli*; key.
- Light, 1934j: 338 • *Kaloterme (Kaloterme) jouteli*; distribution. Mexico.
- Snyder, 1934d: 269 • *Kaloterme (Kaloterme) jouteli*; swarming; distribution.
- Light, 1935: 237 • *Kaloterme (Kaloterme) jouteli*; locality. Socorro Island.
- Kirby, 1942a: 125 • *Kaloterme jouteli*; protozoa.
- Emerson and Miller, 1943: 185, 186 • *Kaloterme jouteli*; key. USA: Florida.
- Emerson and Miller, 1944: 108, 109 • *Kaloterme jouteli*; key. USA: Florida.
- Miller and Miller, 1944: 102, 105 • *Kaloterme jouteli*; biology; swarming. USA: Florida.
- Kirby, 1945: 248, 266, 267, 306 • *Kaloterme jouteli*; protozoa.
- Snyder, 1949a: 17 • *Kaloterme jouteli*; catalog. Bahamas; Cuba; Mexico; USA: Florida.
- Miller, 1949b: 10, 11, 16, 17, fig. 4 • *Kaloterme jouteli*; key; soldier figured; biology. Florida.
- Snyder, 1956b: 189, 191, 198, 199 • *Kaloterme jouteli*; key; distribution. Bahamas: Andros Island; Cuba.
- Collins, 1959: 341, 345, 346, 347, 348, 351 • *Kaloterme jouteli*; ecology.
- Krishna, 1961: 325, 396, 397 • *Neoterme jouteli*; listed; protozoa; new combination.
- Harris, 1961b: 228, fig. 1 • *Kaloterme jouteli*; colony figured.
- Weesner, 1965: 47, 48, fig. 16F • *Neoterme jouteli*; key; imago, soldier characters and figure; biology; distribution. Mexico; USA: Florida; West Indies.
- Abushama, 1967b: 77–82 • *Kaloterme jouteli*; olfaction; feeding behavior.
- Gay, 1967: 8, 17 • *Neoterme jouteli*; distribuion; intercepted in England.
- Weesner, 1970: 493 • *Neoterme jouteli*; biology.
- Nagin, 1972: 39–61 • *Neoterme jouteli*; caste determination.
- Araujo, 1977c: 21 • *Neoterme jouteli*; catalog. Bahamas; Cuba; Dominican Republic [not *jouteli* fide Scheffrahn, 2000: 792]; Mexico; Trinidad and Tobago [probably incorrect, see Scheffrahn, 2000: 792]; USA: Florida.
- Luykx and Syren, 1979: 201 • *Neoterme jouteli*; chromosomes; cytology.
- Lebrun and Lequet, 1985: 126–139, pl. 3: figs. 1–3 • *Neoterme jouteli*; gizzard; morphology.
- Jones et al., 1988: 97–98 • *Neoterme jouteli*; biology; sex ratios.
- Scheffrahn et al., 1988a: 616, 619 • *Neoterme jouteli*; checklist; distribution. USA: Florida.
- Mannesmann and Piechowski, 1989: 161–177 • *Neoterme jouteli*; bacterial hindgut flora.
- Nickle and Collins, 1989: 271–284 • *Neoterme jouteli*; key; imago, soldier measurements, figures; chromosome number.
- Luykx et al., 1990: 385–399 • *Neoterme jouteli*; allozymes; chromosomes; cladistics.
- Nickle and Collins, 1990: 91, 96, 100, fig. 7 • *Neoterme jouteli*; key; characters; soldier figured; distribution. Mexico.
- Scheffrahn et al., 1990: 622, 624 • *Neoterme jouteli*; pest; distribution. Turks and Caicos Islands.
- Bremer et al., 1993: 205–210 • *Neoterme jouteli*; compound eye; morphology.
- Scheffrahn et al., 1994: 214, 217, 219, 221, 224, 226, 231 • *Neoterme jouteli*; distribution. Bahamas; Cuba: Isla de la Juventud; Hispaniola: Dominican Republic; Trinidad and Tobago; Turks and Caicos Islands.
- Scheffrahn and Su, 1994: 464, 469, figs. 8–9, 39, 40 • *Neoterme jouteli*; key; soldier, imago forewing figured. USA: Florida.
- Wheeler et al., 1996: 799–806 • *Neoterme jouteli*; methane production.
- Poole and Gentili, 1997: 494 • *Neoterme jouteli*; distribution. North America.
- Constantino, 1998b: 152 • *Neoterme jouteli*; catalog. USA: Florida; West Indies; west and east coasts of Mexico.
- Fontes, 1998: 328 • *Neoterme jouteli*; catalog; distribution. Mexico.

- Scheffrahn et al., 2000a: 785–794, figs. 2a–b, 3a, 3c, 4a, 4c • *Neotermes jouteli*; key; synonymy; imago, small and large soldier described and figured; distribution. Bahamas; Cuba; Mexico; USA: Florida.
- Méndez-Montiel and Equihua-Martínez, 2001: 173–187 • *Neotermes jouteli*; checklist; diversity; distribution. Mexico.
- Scheffrahn et al., 2003b: 33–38 • *Neotermes jouteli*; distribution. Trinidad and Tobago dubious records.
- Cruz et al., 2004: 4–5 • *Neotermes jouteli*; checklist; distribution. Cuba.
- Scheffrahn et al., 2006: 475, fig. 2N • *Neotermes jouteli*; soldier figured; key; synonymy; distribution. Bahamas; Cuba; USA: Florida; Hispaniola record = *platyfrons*.

🌐 DISTRIBUTION: Nearctic Region—USA: Florida. ♦ Neotropical Region—Bahamas; Cuba; Turks and Caicos Islands; Mexico: Sinaloa, Socorro Island, Tampico, Vera Cruz.

Neotermes kalimpongensis Maiti, 1975

Neotermes kalimpongensis Maiti, 1975: 139–143 (soldier, pseudoworker), fig. 1.

TYPE DATA: Holotype: ZSI No. 601/H11 soldier. Paratypes: ZSI No. 602/H11 soldiers, pseudoworkers, FRI soldier, pseudoworkers, AMNH soldier, pseudoworkers.

TYPE LOCALITY: India: West Bengal: Darjeeling District: Kalimpong: Bong Bosti.

- Maiti, 1983: 21, 31 • *Neotermes kalimpongensis*; key; synonymy; soldier described; biology; distribution. India.
- Roonwal and Chhotani, 1989: 242–244, figs 131–132 • *Neotermes kalimpongensis*; soldier, pseudoworker described and figured; synonymy; key. India.
- Maiti and Saha, 1993: 511, 516 • *Neotermes kalimpongensis*; key; distribution. India.
- Ahmad and Akhtar, 2002: 4 • *Neotermes kalimpongensis*; catalog. India.

🌐 DISTRIBUTION: Oriental Region—India: West Bengal.

Neotermes kanehirai (Oshima, 1917)

Calotermes (Neotermes) kanehirae Oshima, 1917b: 1–3 (imago), figs. 1–2 [emended by Kevan and Vickery, 1997 to *kanehirai*, an emendation that seems reasonable because, though Oshima uses the spelling *kanehirae* in his original paper, in the same publication he identifies the collector as Mr. R. Kanehira. Though Oshima did not explicitly indicate in his original paper that he was naming the species after the collector, it is reasonable to assume that this was his intent and therefore to consider the spelling *kanehirae* an inadvertent error under ICZN, 1999, art. 32.5 and to adopt *kanehirai* as the correct spelling].

TYPE DATA: Syntypes (depository unknown): imagoes.

TYPE LOCALITY: Caroline Islands: Palao Island.

- Oshima, 1917d: 195–196, fig. 1 • *Calotermes (Neotermes) Kanehirae* [sic]; erroneously listed as n. sp.; imago described and figured. Palau.
- Oshima, 1942: 381–384, fig. 1 • *Calotermes (Neotermes) kanehirae* [sic]; imago, soldier, worker described and figured. Palau.
- Snyder, 1949a: 27 • *Neotermes kanehirae* [sic]; catalog; reference list; new combination. Caroline Islands.
- Krishna, 1961: 325 • *Neotermes kanehirae* [sic]; listed.
- Kevan and Vickery, 1998: 300 • *Neotermes kanehirai*; spelling emended; distribution. Palau.


🌐 DISTRIBUTION: Papuan Region—Palau.

Neotermes kartaboensis (Emerson, 1925)***Kalotermes (Neotermes) kartaboensis*** Emerson, 1925: 318–319 (imago).

TYPE DATA: Holotype: AMNH imago. Paratypes: AMNH imagoes.

TYPE LOCALITY: Guyana: Kartabo.

- Costa Lima, 1941: 381, 382 • *Kalotermes (Neotermes) kartaboensis*; listed.
- Snyder, 1949a: 27 • *Neotermes kartaboensis*; catalog; synonymy; new combination. Guyana.
- Krishna, 1961: 325 • *Neotermes kartaboensis*; listed.
- Araujo, 1977c: 21 • *Neotermes kartaboensis*; catalog. Guyana.
- Constantino, 1998b: 152 • *Neotermes kartaboensis*; catalog. Guyana.

 DISTRIBUTION: Neotropical Region—Guyana.

Neotermes kemneri Roonwal and Sen-Sarma, 1960***Neotermes kemneri*** Roonwal and Sen-Sarma, 1960: 188–190 (soldier, pseudoworker), pl. 43.

TYPE DATA: Holotype: ZMLU soldier. Paratypes: ZMLU soldiers, pseudoworkers, FRI soldier, pseudoworkers, ZSI soldier, pseudoworker, AMNH soldier, pseudoworker.

TYPE LOCALITY: Sri Lanka: Peradeniya: Gannoruwa.

- Roonwal and Sen-Sarma, 1960: 182 • *Neotermes greeni* [material labeled F.P. Jepson, 11.vii, 1912; Peradeniya only fide Emerson].
- Mathur and Thapa, 1962a: 16 • *Neotermes kemneri*; collection catalog. Sri Lanka.
- Chhotani, 1975b: 117 • *Neotermes kemneri*; distribution. Sri Lanka.
- Roonwal and Chhotani, 1989: 244–246, fig. 133 • *Neotermes kemneri*; soldier, pseudoworker described and figured; synonymy; key. Sri Lanka.
- Ahmad and Akhtar, 2002: 4 • *Neotermes kemneri*; catalog. Sri Lanka.


 DISTRIBUTION: Oriental Region—Sri Lanka.

Neotermes keralai Roonwal and Verma, 1972***Neotermes keralai*** Roonwal and Verma, 1972: 251–256 (soldier, pseudoworker), figs. 1–2.

TYPE DATA: Holotype: ZSI soldier. Paratypes: ZSI soldiers, pseudoworkers, FRI soldier, pseudoworker, UKZI soldier, pseudoworker.

TYPE LOCALITY: India: Kerala: Trivandrum: Chackai.

- Chhotani, 1975b: 117 • *Neotermes keralai*; distribution. India.
- Chhotani, 1977a: 29 • *Neotermes keralai*; distribution. India.
- Bose, 1984: 22, 39 • *Neotermes keralai*; key; synonymy; measurements; soldier figured; distribution; biology. India.
- Roonwal and Chhotani, 1989: 246–248, fig. 134 • *Neotermes keralai*; soldier, pseudoworker described and figured; synonymy; key. India.
- Thakur, 1989b: 358 • *Neotermes Keralai*; distribution. India.
- Ahmad and Akhtar, 2002: 4 • *Neotermes keralai*; catalog. India.

 DISTRIBUTION: Oriental Region—India: Kerala.


Neotermes ketelensis* Kemner, 1932**Neotermes ketelensis* Kemner, 1932c: 135–136 (soldier), fig. 3.**

TYPE DATA: Lectotype: ZMLU soldier. Paralectotypes: AMNH soldier, ZMLU soldiers, pseudoworkers, FRI pseudoworkers.

LECTOTYPE DESIGNATION: Roonwal and Sen-Sarma, 1960: 192.

TYPE LOCALITY: Indonesia: Djampea Island, Poeloe Ketela, between Sulawesi and Flores.

- Kemner, 1934b: 32, 37 • *Neotermes ketelensis*; soldier described; incorrectly described again as “n. sp.” Indonesia: Sulawesi.
- Snyder, 1949a: 27 • *Neotermes ketelensis*; catalog. Indonesia: Djampea Island.
- Ahmad, 1958: 46 • *Neotermes ketelensis*; key.
- Roonwal and Sen-Sarma, 1960: 142, 190–193, 201, 222, 256, 267, pl. 44 • *Neotermes ketelensis*; synonymy; key; soldier, pseudoworker described and figured; distribution. Indonesia: Djampea Island.
- Krishna, 1961: 325 • *Neotermes ketelensis*; listed.
- Mathur and Thapa, 1962a: 17 • *Neotermes ketelensis*; collection catalog. Indonesia.
- Chhotani, 1975b: 117 • *Neotermes ketelensis*; distribution. Indonesia.
- Gathorne-Hardy et al., 2000b: 350 • *Neotermes ketelensis*; checklist; ecology; distribution. Indonesia: Sulawesi.
- Ahmad and Akhtar, 2002: 4 • *Neotermes ketelensis*; catalog. Indonesia: Djampea Island.

 DISTRIBUTION: Oriental Region—Indonesia: Djampea Island, Sulawesi.

Neotermes koshunensis* (Shiraki, 1909)**Calotermes koshunensis* Shiraki, 1909: 241–242 (imago) [spelled “*koshunensis*” on p. 230, “*koshunensis*” on p. 241, “*Koshunesis*” on p. 242; all subsequent authors have adopted *koshunensis*].**

TYPE DATA: Syntypes (depository unknown): imagoes.

TYPE LOCALITY: Taiwan (Formosa): Koshun district: Kushukasu.

- Shiraki, 1909: 241 • *Calotermes koshunensis*; listed.
- Oshima, 1909: 29 • *Calotermes koshunensis*; listed.
- Oshima, 1910a: 344–345 • *Calotermes Koshunensis*. Taiwan.
- Oshima, 1911b: 2–3 • *Calotermes koshunensis*. Taiwan.
- Nawa, 1911b: 94–99, pl. 7: figs 1–4 • *Calotermes koshunensis*; imago, soldier described and figured. Japan: Ryukyu Islands: Okinawa.
- Oshima, 1911a: 360–363, pl. 18, figs. 1–3 • *Calotermes koshunensis*; imago, soldier described and figured; remarks. Japan [incorrectly cited by Hozawa, 1915: 33, Snyder, 1949a: 51 and Takematsu and Yamaoka, 1997 under *satsumensis*].
- Nawa, 1911a: 14 • *Calotermes koshunensis*; listed.
- Nitobe, 1911: 20 • *Calotermes koshunensis*; listed.
- Oshima, 1912: 59–61, pl. 1: figs. 1, 19, 20, pl. 2: figs. 5, 8, 20, 25 • *Calotermes Koshunensis*; soldier described and figured. Taiwan.
- Hozawa, 1912: 495–496 • *Calotermes (Neotermes) koshunensis*; synonymy.
- Nawa, 1912a: 17, pl. 1: fig. 5 • *Calotermes koshunensis*; comparisons; soldier figured. Taiwan.
- Holmgren, 1913c: 42–44, fig. 3, pl. 1: fig. 8 • *Calotermes (Neotermes) koshunensis*; imago, soldier, worker described; soldier figured; key; distribution. Taiwan; China.
- Oshima, 1913a: 273 • *Calotermes (Neotermes) koshunensis*; distribution. Taiwan.
- Oshima, 1914c: 1 • *Calotermes (Neotermes) koshunensis*; locality.
- Hozawa, 1915: 11, 21–32, figs. 3–5, pl. 1: figs. 3–4 • *Calotermes (Neotermes) koshunensis*; imago, soldier, worker described and figured; reference list. Taiwan: Botel-Tobago; Japan.

- Light, 1931a: 585 • *Neotermes koshunensis*; soldier measurements; new combination.
- Hozawa, 1932: 2010 • *Calotermes koshunensis*; imago, soldier described and figured.
- Wu, 1935: 217 • *Neotermes koshunensis*; catalog; reference list. China.
- Snyder, 1949a: 27 • *Neotermes koshunensis*; catalog; reference list [Holmgren incorrectly cited as author]. Taiwan.
- Tu, 1955b: 80, 85 • *Neotermes koshunensis*; catalog; distribution. China; Taiwan.
- Tu, 1955a: 30, 36, 37 • *Neotermes koshunensis*; catalog; distribution. China; Taiwan.
- Ahmad, 1958: 40, 45 • *Neotermes koshunensis*; key.
- Roonwal and Sen-Sarma, 1960: 141, 143, 193–199, 244, 256, 265, 268, fig. 37, pls. 45, 46 • *Neotermes koshunensis*; synonymy; key; imago, soldier, pseudoworker described and figured; distribution. Taiwan.
- Krishna, 1961: 325 • *Neotermes koshunensis*; listed.
- Mathur and Thapa, 1962a: 17 • *Neotermes koshunensis*; collection catalog. Taiwan.
- Ikehara, 1963: 11, 12, fig. 2 • *Kalotermes koshunensis*; distribution. Japan: Ryukyu Islands.
- Tsai and Chen, 1964b: 44–46, figs. 7, 8 • *Neotermes koshunensis*; imago, soldier described and figured. China.
- Tsai and Chen, 1964a: 27, 32, 34 • *Neotermes koshunensis*; distribution; *N. sinensis* placed in synonymy.
- Ikehara, 1966: 61, 68–69, 81–170 • *Kalotermes koshunensis*; synonymy; biogeography; dispersal; biology; distribution. Japan: Ryukyu Islands.
- Morimoto, 1967a: 10, fig. 9 • *Neotermes koshunensis*; distribution map. Japan.
- Harris, 1968d: 143 • *Neotermes koshunensis*; locality. Vietnam.
- Akhtar, 1975: 6 • *Neotermes koshunensis* [sic]; comparisons.
- Chhotani, 1975b: 118 • *Neotermes koshunensis*; distribution. China; Japan; Taiwan.
- Morimoto, 1975c: 49 • *Neotermes koshunensis*; listed; distribution.
- Roonwal, 1977d: 33 • *Neotermes koshunensis*; wing microsculpturing.
- Li, 1979: 63–64 • *Neotermes koshunensis*; listed. China.
- Zhu, 1982: 233 • *Neotermes koshunensis*; listed. China.
- Gao and Lam, 1986: 81 • *Neotermes koshunensis*; checklist; distribution. Taiwan.
- Maki and Abe, 1986: 109–117 • *Neotermes koshunensis*; population composition. China; Japan: Ryukyu Islands; Okinawa Islands; Taiwan.
- Abe, 1989: 44, 46, 49 • *Neotermes koshunensis*; biology; ecology; distribution. Japan: Ryukyu Islands.
- Gao et al., 1992a: 35 • *Neotermes koshunensis*; checklist; distribution. Taiwan.
- Tho, 1992: 203 • *Neotermes koshunensis*; listed.
- Jiang et al., 1993: 12 • *Neotermes koshunensis*; checklist; distribution. China: Guangxi.
- Chung and Chen, 1994: 197 • *Neotermes koshunensis*; synonymy; distribution. Taiwan.
- Lin et al., 1994b: 1 • *Neotermes koshunensis*; checklist; distribution. China: Guangxi.
- Takematsu, 1994b: 43, 45 • *Neotermes koshunensis*; distribution. Japan.
- Tayasu et al., 1994: 229–231 • *Neotermes koshunensis*; nitrogen fixation. Japan.
- Sugimoto et al., 1997: 185–225 • *Neotermes koshunensis*; methane and hydrogen emissions. Japan.
- Huang and Li, 1999: 278–279, fig. 10.13 • *Neotermes koshunensis*; soldier described and figured; distribution. China: Fujian.
- Takematsu, 1999c: 34, 36, fig. 2.3 • *Neotermes koshunensis*; gut described and figured [figure caption number different].
- Hua, 2000: 23 • *Neotermes koshunensis*; listed with *sinensis*. China: Fujian, Guangdong, Guangxi, Hainan, Yunnan, Zhejiang; Japan; Taiwan [some localities may be *sinensis*].
- Huang et al., 2000: 260–263, fig. 107 • *Neotermes koshunensis*; imago, soldier described; soldier figured; key; reference list. China.
- Yasuda et al., 2000: 142–144, fig. 3 • *Neotermes koshunensis*; soldier described and figured; distribution. Japan: Ryukyu Islands.
- Ahmad and Akhtar, 2002: 4 • *Neotermes koshunensis*; catalog. China; Japan; Hong Kong; Taiwan; Vietnam.

- Horiuchi et al., 2002: 195–205 • *Neotermes koshunensis*; soldier differentiation; mathematical model.
- Tokuda et al., 2002: 1681–1689 • *Neotermes koshunensis*; salivary glands; secretions; enzymes; biochemistry.
- Lo et al., 2004: 365–371 • *Neotermes koshunensis*; phylogeny; COI, COII, 16S rRNA sequences.
- Ohkuma et al., 2004: 701–710 • *Neotermes koshunensis*; phylogeny; COII sequences.
- Tokuda et al., 2004: 3219–3228 • *Neotermes koshunensis*; cellulose digestion; cellulase; endogluconase; feeding; phylogeny.
- Tokuda et al., 2005: 372–380 • *Neotermes koshunensis*; gut; cellulase; cellulose digestion; salivary glands.
- Crosland et al., 2006: 123–127 • *Neotermes koshunensis*; soldier production; theoretical model.
- Sugio et al., 2006: 1–6 • *Neotermes koshunensis*; caste; defaunation; cellulase; β glucosidase.
- Katoh et al., 2007: 11–19 • *Neotermes koshunensis*; caste differentiation; ommatidium; postembryonic development.
- Yamada et al., 2007: 3768–3777 • *Neotermes koshunensis*; *nifH*; nitrogen fixation; symbiosis. Japan: Okinawa.
- Long et al., 2009: 411–430 • *Neotermes koshunensis*; ISSR, COII; genetic diversity. China.
- Li et al., 2008: 472–473 • *Neotermes koshunensis*; distribution. Taiwan: Lanyu Island [= Botel Tobago].

Calotermes (*Neotermes*) *koshunensis* Holmgren, 1912d: 114–115 (imago, soldier) [synonym and homonym of *Calotermes koshunensis* Shiraki; cited under “*Calotermes* [sic] (*Neotermes*) *koshunensis*.”

TYPE DATA: Syntypes: ZIHS soldiers (Japan: Naha [Riu-kiu]), ZIHS imagoes, soldiers (Taiwan [Formosa]: Botel Tobago Island), AMNH soldier (Japan: Naha [Riu-kiu]), AMNH imagoes, soldier (Taiwan [Formosa]: Botel Tobago Island), USNM soldiers (Japan: Naha [Riu-kiu]), USNM imago, soldier (Taiwan [Formosa]: Botel Tobago Island).

TYPE LOCALITIES: Japan: Naha (Riu-kiu); Taiwan (Formosa): Botel Tobago Island.

- Hozawa, 1912: 495 • *Calotermes* (*Neotermes*) *koshunensis* Holmgren; synonymized with *koshunensis* Shiraki [*koshunensis* Shiraki listed under *Calotermes* (*Neotermes*) *koshunensis* instead of reverse].
- Oshima, 1913a: 273 • *Calotermes* (*Neotermes*) *koshunensis* Holmgren; again synonymized with *koshunensis* Shiraki

🌐 DISTRIBUTION: Oriental Region—China: Fujian, Guangdong, Guangxi, Hainan, Yunnan, Zhejiang; Japan: Ryukyu Islands, Okinawa Islands; Taiwan.

Neotermes krishnai Bose, 1984

Neotermes krishnai Bose, 1984: 23, 41–45 (soldier, pseudoworker), figs. 25–29.

TYPE DATA: Holotype: ZSI No. 530/H11 soldier. Paratypes: ZSI Nos. 534/H11, 533/H11 soldiers, pseudoworkers.

TYPE LOCALITY: India: Tamil Nadu: Salem.

- Roonwal and Chhotani, 1989: 248–250, figs. 135–136 • *Neotermes krishnai*; soldier, pseudoworker described and figured; synonymy; key. India.
- Ahmad and Akhtar, 2002: 4 • *Neotermes krishnai*; catalog. India.

🌐 DISTRIBUTION: Oriental Region—India: Tamil Nadu.

Neotermes lagunensis (Oshima, 1920)

Calotermes (Neotermes) lagunensis Oshima, 1920b: 490–491 (soldier, worker), pl. 1: fig. 2, pl. 3: figs. 1–2, pl. 4: fig. 1.

TYPE DATA: Syntypes: AMNH soldiers, workers [incorrectly labeled as “paratypes”].

TYPE LOCALITY: Philippines: Luzon: Laguna Province: Paete.

- Light, 1921a: 250 • *Calotermes (Neotermes) lagunensis*; distribution. Philippines.
- Light, 1930f: 19, 22, 26 • *Neotermes lagunaensis* [sic]; synonymy; remarks; new combination. Philippines.
- Snyder, 1949a: 27 • *Neotermes lagunensis*; catalog. Philippines.
- Roonwal and Sen-Sarma, 1960: 142, 193, 199–201, 208, 256, 268, pl. 47 • *Neotermes lagunensis*; synonymy; key; soldier, pseudoworker described and figured; distribution. Philippines.
- Krishna, 1961: 325 • *Neotermes lagunensis*; listed.
- Snyder and Francia, 1962: 63, 68, 72 • *Neotermes lagunensis*; key; distribution; biology. Philippines.
- Chhotani, 1975b: 118 • *Neotermes lagunensis*; distribution. Philippines.
- Tho, 1992: 203 • *Neotermes lagunensis*; listed.
- Ahmad and Akhtar, 2002: 4 • *Neotermes lagunensis*; catalog. Philippines.

🌐 DISTRIBUTION: Oriental Region—Philippines: Luzon.

Neotermes larseni (Light, 1935)

Kalotermes (Neotermes) larseni Light, 1935: 239–242 (imago, soldier), figs. 1–4, pl. 9: fig. 3.

TYPE DATA: Syntypes: CAS No. 3912 imagoes, soldiers [never received fide CAS], USNM [incorrectly cited as holotype by Constantino, 1998b; no specimens of *larseni* in USNM], AMNH imago, soldier, nymphs, ZIHS imago, soldier, nymph.

TYPE LOCALITY: Costa Rica: Cocos Island.

- Kirby, 1941: 58 • *Neotermes larseni*; protozoa; new combination.
- Kirby, 1942b: 191 • *Neotermes larseni*; protozoa.
- Snyder, 1949a: 28 • *Neotermes larseni*; catalog. Costa Rica: Cocos Island.
- Krishna, 1961: 325, 392, 394 • *Neotermes larseni*; listed; protozoa.
- Nutting, 1970a: 1106 • *Neotermes larseni*; colony size and composition. Mexico.
- Araujo, 1977c: 21 • *Neotermes larseni*; catalog. Costa Rica: Cocos Island.
- Constantino, 1998b: 152 • *Neotermes larseni*; catalog. Costa Rica: Cocos Island.
- Fontes, 1998: 328 • *Neotermes larseni*; catalog.
- Méndez-Montiel and Equihua-Martínez, 2001: 173–187 • *Neotermes larseni*; checklist; diversity; distribution. Mexico.

🌐 DISTRIBUTION: Neotropical Region—Costa Rica; Mexico.

Neotermes laticollis (Holmgren, 1910)

Calotermes (Calotermes) laticollis Holmgren, 1910a: 137–139 (imago, soldier, pseudoworker).

TYPE DATA: Syntypes: ZIHS imagoes, soldiers, pseudoworkers (Seychelles: near Morne Blanc, Mahé, 800 ft), ZIHS imagoes, soldiers, pseudoworkers (Seychelles: Long Island), ZIHS soldiers, pseudoworkers (Seychelles: Silhouette, 1000 ft), AMNH imagoes, soldiers, nymphs (Seychelles: near Morne Blanc, Mahé, 800 ft), USNM imago (Seychelles: near Morne Blanc, Mahé, 800 ft), MCZ No. 10104 imago, nymphs (Seychelles: specific locality unclear).

TYPE LOCALITIES: Seychelles: near Morne Blanc, Mahé, 800 ft, Long Island, Silhouette, 1000 ft.

- Holmgren, 1911d: 549 • *Calotermes laticollis*; comparisons.
- Holmgren, 1911a: 54, pl. 2: fig. 9, pl. 3: fig. 8, pl. 4: fig. 6 • *Calotermes (Neotermes) laticollis*; listed; imago, wing, soldier figured. Madagascar.
- Hegh, 1922: 345, 682 • *Calotermes (Neotermes) laticollis*; biology; reference list; distribution.
- Sjöstedt, 1926d: 34, 35, 40 • *Neotermes laticollis*; reference list; key; biology; locality; new combination. Seychelles.
- Vesey-Fitzgerald, 1941: 154 • *Kalotermes (Neotermes) laticollis*; damage; distribution. Seychelles.
- Snyder, 1949a: 28 • *Neotermes laticollis*; catalog; reference list. Seychelles.
- Krishna, 1961: 325 • *Neotermes laticollis*; listed.
- Harris, 1961a: 95, 106 • *Neotermes laticollis*; damage; distribution.
- Eggleton and Davies, 2003: 657, table 8.26 • *Neotermes laticollis*; checklist; distribution. Madagascar and associated coastal Islands.

🌐 DISTRIBUTION: Ethiopian Region—Seychelles.

Neotermes lepersonneae Coaton, 1955

Neotermes lepersonneae Coaton, 1955: 115–119 (imago, soldier), fig. 2.

TYPE DATA: Holotype: RGMC No. 112 imago ♂. Paratypes: RGMC imagoes, soldier, NCIP imago, soldier, AMNH imagoes, soldiers.

TYPE LOCALITY: Congo-Zaire: Mongbwalu.

- Krishna, 1961: 325 • *Neotermes lepersonneae*; listed.
- Bouillon and Mathot, 1965: 38 • *Neotermes lepersonneae*; catalog. Congo-Zaire.
- Bouillon and Mathot, 1971: table: no. 43 • *Neotermes lepersonneae*; measurements.
- Mathot, 1974: 13 • *Neotermes lepersonneae*; collection catalog; types listed.
- Ruelle, 1975b: 3 • *Neotermes lepersonneae*; types listed.

🌐 DISTRIBUTION: Ethiopian Region—Congo-Zaire.

Neotermes longiceps Xu and Han, 1985

Neotermes longiceps Xu and Han, 1985: 232–233, 234, 241 (soldier) figs. 43–48.

TYPE DATA: Holotype: GIEC soldier. Paratypes: GIEC soldiers, nymphs.

TYPE LOCALITY: China: Hainan Island: Dongfang.

- Huang et al., 1989: 187–188, fig. 105 • *Neotermes longiceps*; soldier described and figured; key. China: Hainan.
- Gao et al., 1992a: 35 • *Neotermes longiceps*; checklist; distribution. China: Guangdong.
- Gao, 1995a: 2 • *Neotermes longiceps*; checklist. Hong Kong.
- Gu et al., 1995: 648 • *Neotermes longiceps*; checklist. China: Hainan.
- Gao et al., 1996: 61, 62–64, figs. 7.6, 7.7 • *Neotermes longiceps*; imago, soldier described and figured; key. Hong Kong.
- Hua, 2000: 23 • *Neotermes longiceps*; listed. China: Hainan.
- Huang et al., 2000: 262–264, fig. 108 • *Neotermes longiceps*; soldier described and figured; key. China.
- Ahmad and Akhtar, 2002: 4 • *Neotermes longiceps*; catalog. China; Hong Kong.

🌐 DISTRIBUTION: Oriental Region—China: Guangdong, Hainan; Hong Kong.

Neotermes longipennis* Kemner, 1930**Neotermes longipennis* Kemner, 1930b: 299–300 (imago).**

TYPE DATA: Holotype: ZMLU imago.

TYPE LOCALITY: Indonesia: Sumatra: Fort de Kock, 920 m.

- Snyder, 1949a: 28 • *Neotermes longipennis*; catalog. Indonesia: Sumatra.
- Ahmad, 1958: 38 • *Neotermes longipennis*; key.
- Roonwal and Sen-Sarma, 1960: 140, 201–203, 214, 256, 269, pl. 48 • *Neotermes longipennis*; synonymy; key; imago described and figured; distribution. Indonesia: Sumatra.
- Krishna, 1961: 325 • *Neotermes longipennis*; listed.
- Chhotani, 1975b: 118 • *Neotermes longipennis*; distribution. Indonesia.
- Roonwal, 1977d: 34 • *Neotermes longipennis*; wing microsculpturing.
- Tho, 1992: 203 • *Neotermes longipennis*; listed.
- Ahmad and Akhtar, 2002: 4 • *Neotermes longipennis*; catalog. Indonesia: Sumatra.

 DISTRIBUTION: Oriental Region—Indonesia: Sumatra.


Neotermes luykxi* Nickle and Collins, 1989**Neotermes luykxi* Nickle and Collins, 1989: 270–276 (imago, soldier), figs. 1b, e, 2d, e, 3b, 6g–i]**

The neotype selected by Scheffrahn, Křeček, and Su, 2000 is invalid, as the selection did not conform to the following qualifying conditions (ICZN Aart. 75.3): 1) 75.3.1, no statement made as to express purpose of neotype designation; 2) 75.3.4, no reasons for believing all name-bearing types to be lost or steps taken to trace them.

TYPE DATA: Holotype: USNM soldier. Paratypes: AMNH imagoes, soldiers, nymphs [not received], USNM imagoes, soldiers, nymphs.

TYPE LOCALITY: USA: Florida: Broward County: Dania.

- Scheffrahn et al., 1988a: 616, 619, 620 • *Neotermes luykxi*; checklist; comparisons; distribution. USA: Florida.
- Luykx et al., 1990: 385–399 • *Neotermes luykxi*; allozymes; chromosomes; cladistics.
- Poole and Gentili, 1997: 494 • *Neotermes luykxi*; synonymy; distribution. North America.
- Constantino, 1998b: 152 • *Neotermes luykxi*; catalog. USA: Florida.
- Fontes, 1998: 328 • *Neotermes luykxi*; catalog; distribution. USA: Florida.
- Scheffrahn et al., 2000a: 785–794, figs. 2c–d, 3b, 3d, 4b, 4d • *Neotermes luykxi*; imago, small and large soldier described and figured; distribution. Bahamas; Turks and Caicos Islands; USA: Florida.
- Scheffrahn et al., 2006: 475, fig. 2O • *Neotermes luykxi*; soldier figured; key; synonymy; distribution. Bahamas; USA: Florida.

 DISTRIBUTION: Nearctic Region—USA: Florida. ♦ Neotropical Region—Bahamas; Turks and Caicos Islands.

Neotermes magnoculus* (Snyder, 1926)**Kalotermes (Neotermes) magnoculus* Snyder, 1926e: 5 (imago).**

TYPE DATA: Holotype: USNM 27644 winged imago.

TYPE LOCALITY: Bolivia: Huachi.

- Costa Lima, 1941: 381, 382, 383 • *Kalotermes (Neotermes) magnoculus*; imago characters.
- Snyder, 1949a: 28 • *Neotermes magnoculus*; catalog; synonymy; new combination. Bolivia.

- Krishna, 1961: 325 • *Neotermes magnoculus*; listed.
- Araujo, 1977c: 21 • *Neotermes magnoculus*; catalog. Bolivia; Brazil.
- Mathews, 1977: 81–83, figs. 16, 17 • *Neotermes magnoculus*; imago, soldier described and figured. Bolivia; Brazil.
- Constantino, 1998b: 152 • *Neotermes magnoculus*; catalog. Bolivia; Brazil.

🌐 DISTRIBUTION: Neotropical Region—Bolivia; Brazil: Mato Grosso.

Neotermes malatensis (Oshima, 1917)

Calotermes (Neotermes) malatensis Oshima, 1917b: 9–12 (imago, soldier), figs. 1–8.

TYPE DATA: Syntypes: AMNH imagoes, soldier [incorrectly labeled “paratype”], FRI imago [incorrectly labeled “paratype”].

TYPE LOCALITY: Philippines: Luzon: Manila: Malate.

- Oshima, 1917a: 221–222, fig. 1 • *Calotermes (Neotermes) malatensis*; erroneously cited as n. sp.; imago, soldier described and figured. Philippines.
- Oshima, 1920b: 490, pl. 1: fig. 1 • *Calotermes (Neotermes) malatensis*; locality. Philippines.
- Light, 1921a: 250 • *Calotermes (Neotermes) malatensis*; distribution. Philippines.
- Light, 1929c: 421 • *Neotermes malatensis*; listed; new combination.
- Light, 1930f: 19, 21, 22, 26, pl. 1: figs. 1, 7, pl. 2: figs. 3, 8, 10, pl. 3: fig. 10, pl. 4: fig. 2, pl. 5: figs. 2, 5, 10 • *Neotermes malatensis*; synonymy; second form queen, soldier described and figured; key. Philippines.
- Light, 1931a: 586, 587 • *Neotermes malatensis*; soldier measurements, comparisons.
- Snyder, 1949a: 28 • *Neotermes malatensis*; catalog, reference list. Philippines.
- Ahmad, 1958: 39, 46 • *Neotermes malatensis*; key.
- Roonwal and Sen-Sarma, 1960: 141, 142, 193, 201, 203–209, 256, 268, 269, fig. 28, pls. 49, 50 • *Neotermes malatensis*; synonymy; key; imago, soldier, pseudoworker described and figured; distribution. Philippines.
- Krishna, 1961: 325 • *Neotermes malatensis*; listed.
- Snyder and Francia, 1962: 63, 65, 68 • *Neotermes malatensis*; key; distribution. Philippines.
- Mathur and Thapa, 1962a: 17 • *Neotermes malatensis*; collection catalog. Philippines.
- Chhotani, 1975b: 118 • *Neotermes malatensis*; distribution. Philippines.
- Roonwal, 1977d: 34 • *Neotermes malatensis*; wing microsculpturing.
- Tho, 1992: 203 • *Neotermes malatensis*; listed.
- Ahmad and Akhtar, 2002: 4 • *Neotermes malatensis*; catalog. Philippines.

🌐 DISTRIBUTION: Oriental Region—Philippines: Luzon.

Neotermes mangiferae Roonwal and Sen-Sarma, 1960

Neotermes mangiferae Roonwal and Sen-Sarma, 1960: 208–211 (soldier, pseudoworker), pl. 51.

TYPE DATA: Holotype: FRI soldier. Paratypes: FRI soldiers, pseudoworkers, ZSI soldier, pseudoworker, AMNH soldier, pseudoworkers.

TYPE LOCALITY: India: “eastern India.”

- Mathur and Thapa, 1962a: 17 • *Neotermes mangiferae*; collection catalog. India.
- Sen-Sarma, 1974: 424 • *Neotermes mangiferae*; ecology and biogeography. India.
- Akhtar, 1975: 8 • *Neotermes mangiferae*; comparisons.
- Chhotani, 1975b: 118 • *Neotermes mangiferae*; distribution. India.
- Maiti, 1975: 143 • *Neotermes mangiferae*; comparisons.
- Sen-Sarma et al., 1975: 10, 35, 51, 64 • *Neotermes mangiferae*; distribution and ecology; key. India.

- Chhotani, 1980: 4, 16–17, fig. 2E • *Neotermes mangiferae*; soldier described and figured; distribution; host and pest status; biology and ecology; key. India.
- Maiti, 1983: 22, 33, fig. 3 • *Neotermes mangiferae*; key; synonymy; soldier described and figured; distribution. India.
- Roonwal and Chhotani, 1989: 251–252, fig. 137 • *Neotermes mangiferae*; soldier, pseudoworker described and figured; synonymy; key. India.
- Maiti and Saha, 1993: 511, 516 • *Neotermes mangiferae*; key; distribution. India.
- Maiti et al., 2000: 296, 298 • *Neotermes mangiferae*; listed; distribution. India.
- Ahmad and Akhtar, 2002: 4 • *Neotermes mangiferae*; catalog. India.

🌐 DISTRIBUTION: Oriental Region—India: Tripura.

Neotermes medius Oshima, 1923

Neotermes medius Oshima, 1923: 3–4 (imago), fig. 1.

TYPE DATA: Syntypes: RMNH imagoes, AMNH ♀ imago.

TYPE LOCALITY: Indonesia: Sumatra: Simalur: Labuan Badjau.

- Snyder, 1949a: 29 • *Neotermes medius*; catalog. Indonesia: Sumatra.
- Roonwal and Sen-Sarma, 1960: 95, 140, 211–214, 256, fig. 39 • *Neotermes medius*; synonymy; key; Oshima's original description and figure of imago reproduced; distribution. Indonesia: Sumatra.
- Krishna, 1961: 325 • *Neotermes medius*; listed.
- Chhotani, 1975b: 118 • *Neotermes medius*; distribution. Indonesia.
- Tho, 1992: 203 • *Neotermes medius*; listed.
- Ahmad and Akhtar, 2002: 4 • *Neotermes medius*; catalog. Indonesia: Sumatra.

🌐 DISTRIBUTION: Oriental Region—Indonesia: Sumatra.

Neotermes megaoculatus Roonwal and Sen-Sarma, 1960

Neotermes megaoculatus lakhimpuri Roonwal and Sen-Sarma, 1960

Neotermes megaoculatus lakhimpuri Roonwal and Sen-Sarma, 1960: 217–220 (soldier, pseudoworker), fig. 40 [Emerson in his unpublished card catalog treats this subspecies as a synonym of *Neotermes bosei*].

TYPE DATA: Holotype: FRI No. M.C. 19949/1 soldier. Paratypes: FRI No. M.C. 19949/3 soldiers, pseudoworkers, ZSI soldier, pseudoworker, AMNH soldier, pseudoworker.

TYPE LOCALITY: India: Assam: Lakhimpur: Makum.

- Roonwal and Chhotani, 1962a: 289, 297, 393, fig. 2 • *Neotermes megaoculatus lakhimpuri*; soldier described and figured. India.
- Mathur and Thapa, 1962a: 17 • *Neotermes megaoculatus lakhimpuri*; collection catalog. India.
- Roonwal and Chhotani, 1965a: 21, 22, 26 • *Neotermes megaoculatus lakhimpuri*; distribution. India.
- Chhotani, 1975b: 118 • *Neotermes megaoculatus lakhimpuri*; distribution. India.
- Sen-Sarma et al., 1975: 10, 35, 51, 64 • *Neotermes megaoculatus lakhimpuri* [also as *Lakhimpuri*]; distribution and ecology; key. India.
- Roonwal and Chhotani, 1989: 256–257, fig. 140 • *Neotermes megaoculatus lakhimpuri*; imago, soldier, pseudoworker described and figured; synonymy; key. India.
- Bose, 1999: 28 • *Neotermes megaoculatus lakhimpuri*; key.

🌐 DISTRIBUTION: Oriental Region—India: Assam.

Neotermes megaoculatus megaoculatus Roonwal and Sen-Sarma, 1960

Neotermes megaoculatus megaoculatus Roonwal and Sen-Sarma, 1960: 214–217 (soldier, pseudoworker), pl. 52 [subspecies a synonym of *Neotermes bosei* fide Emerson card catalog (unpublished)].

TYPE DATA: Holotype: FRI soldier. Paratypes: FRI soldiers, pseudoworkers, ZSI soldier, pseudoworker, AMNH soldier, pseudoworker.

TYPE LOCALITY: India: Uttarakhand: Dehra Dun.

- Mathur and Sen-Sarma, 1960b: 26 • *Neotermes megaoculatus megaoculatus*; nomen nudum; biology; distribution. India.
- Mathur and Thapa, 1962a: 17 • *Neotermes megaoculatus megaoculatus*; collection catalog. India.
- Mathur and Sen-Sarma, 1962a: 16 • *Neotermes megaoculatus megaoculatus*; key.
- Sen-Sarma, 1974: 424 • *Neotermes megaoculatus*; ecology and biogeography; damage. India.
- Chhotani, 1975b: 118 • *Neotermes megaoculatus megaoculatus*; distribution. India.
- Sen-Sarma et al., 1975: 64 • *Neotermes megaoculatus megaoculatus*; list. India.
- Thakur, 1978a: 143–147, fig. 1 • *Neotermes megaoculatus megaoculatus*; imago (previously unknown) described and figured; soldier measurements.
- Sen-Sarma and Thakur, 1980a: 3–5, fig. 2 • *Neotermes megaoculatus megaoculatus*; imago, soldier measurements; soldier figured; synonymy; distribution. India.
- Roonwal and Chhotani, 1989: 253–256, figs. 138–139 • *Neotermes megaoculatus megaoculatus*; imago, soldier, pseudoworker described and figured; synonymy; key. India.
- Thakur, 1991: 55, 58, 60 • *Neotermes megaoculatus megaoculatus*; swarming; biology; distribution.
- Verma, 1995a: 47 • *Neotermes megaoculatus megaoculatus*; distribution. India: western Himalaya.
- Maiti and Saha, 2000: 93 • *Neotermes megaoculatus*; comparisons.
- Ahmad and Akhtar, 2002: 4 • *Neotermes megaoculatus*; catalog. India.

 DISTRIBUTION: Oriental Region—India: Uttarakhand.

Neotermes meruensis (Sjöstedt, 1907)

Calotermes meruensis Sjöstedt, 1907a: 11–13 (soldier), pl. 4: fig. C.

TYPE DATA: Syntypes: NHRM soldiers, AMNH soldiers, NCIP soldier.

TYPE LOCALITY: Tanzania: Meru region on river Ngare na nyuki.

- Holmgren, 1911a: 54 • *Calotermes* (?*Neotermes*) *meruensis*; listed.
- Hegg, 1922: 345, 682 • *Calotermes* (*Neotermes*) *meruensis*; biology; reference list; distribution.
- Sjöstedt, 1926d: 35, 40 • *Neotermes meruensis*; reference list; key; biology; locality; new combination. Tanzania.
- Harris, 1936: 362 • *Neotermes meruensis*; distribution. Tanzania.
- Harris, 1941: 202 • *Neotermes meruensis*; distribution.
- Kirby, 1941: 39 • *Neotermes meruensis*; protozoa.
- Kirby, 1942b: 201, 207 • *Neotermes meruensis*; protozoa.
- Kirby, 1944: 210, 239 • *Neotermes meruensis*; protozoa.
- Snyder, 1949a: 29 • *Neotermes meruensis*; catalog; reference list; synonymy. Kenya.
- Harris, 1950: 52 • *Neotermes meruensis*; distribution. Tanzania; Kenya.
- Krishna, 1961: 325, 392, 395, 399 • *Neotermes meruensis*; listed; protozoa.
- Bouillon and Mathot, 1965: 38 • *Neotermes meruensis*; catalog. Tanzania.
- Hocking, 1965: 83 • *Neotermes meruensis*; biology; locality. Tanzania.
- Bouillon and Mathot, 1971: table: no. 44 • *Neotermes meruensis*; measurements.
- Ruelle, 1975b: 3 • *Neotermes meruensis*; types listed.
- Wanyonyi et al., 1984: 2 • *Neotermes meruensis*; checklist; distribution. Kenya; Tanzania.

Calotermes athii Sjöstedt, 1915: 6–7 (imago).

TYPE DATA: Syntypes: MNHP imago, NHRM imago.

TYPE LOCALITY: Kenya: Kamiti River, Athi River region.

- Hegh, 1922: 683 • *Calotermes athii*; reference list; distribution.
- Sjöstedt, 1926d: 34, 36 • *Neotermes Athii*; reference list; key; locality. Kenya.
- Harris, 1941: 202 • *Neotermes athii*; distribution.
- Snyder, 1949a: 29 • *Calotermes athii*; synonymized with *meruensis*.

🌐 DISTRIBUTION: Ethiopian Region—Kenya; Tanzania.

Neotermes microculatus Roonwal and Sen-Sarma, 1960

Neotermes microculatus Roonwal and Sen-Sarma, 1960: 220–223 (soldier, pseudoworker), pl. 53 [synonym of *Neotermes bosei* fide Emerson card catalog (unpublished)].

TYPE DATA: Holotype: FRI No. M.C. 19951/1 soldier. Paratypes: FRI soldier, pseudoworkers, AMNH soldier, pseudoworker, ZSI pseudoworkers.

TYPE LOCALITY: India: Uttarakhand: Dehra Dun.

- Mathur and Sen-Sarma, 1960b: 26 • *Neotermes microculatus*; nomen nudum; biology; distribution. India.
- Mathur and Thapa, 1962a: 18 • *Neotermes microculatus*; collection catalog. India.
- Chhotani, 1975b: 118 • *Neotermes microculatus*; distribution. India.
- Sen-Sarma et al., 1975: 36, 64 • *Neotermes microculatus*; distribution and ecology. India.
- Roonwal and Chhotani, 1989: 258–259, fig. 141 • *Neotermes microculatus*; soldier, pseudoworker described and figured; synonymy; key. India.
- Verma, 1995a: 47 • *Neotermes microculatus*; distribution. India: western Himalaya.
- Ahmad and Akhtar, 2002: 5 • *Neotermes microculatus*; catalog. India.

🌐 DISTRIBUTION: Oriental Region—India: Uttarakhand.

Neotermes microphthalmus Light, 1930

Neotermes microphthalmus Light, 1930f: 31–33 (imago), pl. 1: figs. 2, 9, pl. 2: figs. 1, 7, pl. 5: fig. 6.

TYPE DATA: Lectotype: FRI imago. Paralectotypes: AMNH imagoes, nymphs, FRI pseudoworkers.

LECTOTYPE DESIGNATION: Roonwal and Sen-Sarma, 1960: 224.

TYPE LOCALITY: Philippines: Negros, above Dumaguete, Horns of Negros, 100 m.

- Snyder, 1949a: 29 • *Neotermes microphthalmus*; catalog. Philippines.
- Ahmad, 1958: 40 • *Neotermes microphthalmus*; key.
- Roonwal and Sen-Sarma, 1960: 140, 223–226, 256, 292, fig. 41, pl. 54 • *Neotermes microphthalmus*; synonymy; key; imago described and figured; distribution. Philippines.
- Krishna, 1961: 325 • *Neotermes microphthalmus*; listed.
- Snyder and Francia, 1962: 63, 65 • *Neotermes microphthalmus*; key; distribution. Philippines.
- Mathur and Thapa, 1962a: 18 • *Neotermes microphthalmus*; collection catalog. Philippines.
- Chhotani, 1975b: 118 • *Neotermes microphthalmus*; distribution. Philippines.
- Roonwal, 1977d: 32–33 • *Neotermes microphthalmus*; wing microsculpturing.
- Tho, 1992: 203 • *Neotermes microphthalmus* [sic]; listed.
- Ahmad and Akhtar, 2002: 5 • *Neotermes microphthalmus*; catalog. Philippines.


🌐 DISTRIBUTION: Oriental Region—Philippines.

Neotermes minutus Thapa, 1982***Neotermes minutus*** Thapa, 1982: 10–12 (soldier, worker), pl. 1.

TYPE DATA: Holotype: FRI soldier. Paratypes: FRI soldiers, workers.

TYPE LOCALITY: Malaysia: Sabah: Lamag District: Sukau.

- Gathorne-Hardy, 2004: 115 • *Neotermes minutus*; checklist; distribution. Malaysia: Sabah [1981: incorrect date cited for species].

 DISTRIBUTION: Oriental Region—Malaysia: Sabah.

Neotermes miracapitalis Xu and Han, 1985***Neotermes miracapitalis*** Xu and Han, 1985: 229–231, 240–241 (soldier).

TYPE DATA: Holotype: GIEC soldier. Paratypes: GIEC soldiers, nymphs.

TYPE LOCALITY: China: Yunnan Province: Jinping.

- Huang et al., 1989: 192–193, fig. 110 • *Neotermes miracapitalis*; soldier described and figured; key. China: Yunnan.
- Gao et al., 1992a: 35 • *Neotermes miracapitalis*; checklist; distribution. China: Yunnan.
- Hua, 2000: 23 • *Neotermes miracapitalis*; listed. China: Yunnan.
- Huang et al., 2000: 264–265, fig. 109 • *Neotermes miracapitalis*; soldier described and figured; key. China.
- Ahmad and Akhtar, 2002: 5 • *Neotermes miracapitalis*; catalog. China.

 DISTRIBUTION: Oriental Region—China: Yunnan.

Neotermes modestus (Silvestri, 1901)***Calotermes modestus*** Silvestri, 1901: 2 (king).

TYPE DATA: Syntypes: IEA dealated imago, soldier.

TYPE LOCALITY: Argentina: Corrientes.

- Silvestri, 1903: 25–26, pl. 1: figs. 16, 17 • *Calotermes modestus*; imago, soldier described and figured. Argentina.
- Desneux, 1904b: 24 • *Calotermes modestus*; reference list. Argentina.
- Holmgren, 1906: 667 • *Calotermes modestus*; distribution. Argentina.
- Holmgren, 1911a: 54 • *Calotermes (Neotermes) modestus*; listed.
- Costa Lima, 1941: 381, 385 • *Calotermes (Neotermes) modestus*; listed.
- Snyder, 1949a: 29 • *Neotermes modestus*; catalog; reference list; new combination. Argentina.
- Krishna, 1961: 325 • *Neotermes modestus*; listed.
- Araujo, 1977c: 21 • *Neotermes modestus*; catalog. Argentina.
- Torales et al., 1997: 47 • *Neotermes modestus*; distribution. Argentina.
- Constantino, 1998b: 152 • *Neotermes modestus*; catalog. Argentina.
- Torales et al., 2005b: 259–280 • *Neotermes modestus*; checklist; diversity; littoral; distribution. Argentina.
- Torales et al., 2005a: 857 • *Neotermes modestus*; distribution. Argentina: Corrientes.

 DISTRIBUTION: Neotropical Region—Argentina: Corrientes.

Neotermes mona (Banks, 1919)

Kalotermes mona Banks, 1919: 478 (soldier) [Banks, 1919 cited the types as “Type.- A.M.N.H. Paratype.- M.C.Z. 10,076,” but no specimen was labeled as holotype. Since he did not designate a single specimen among those he called “Type,” all of Banks’ “Type” specimens are syntypes. Constantino, 1998b incorrectly referred to the AMNH specimen as “holotype,” probably interpreting Banks’ “type” to mean holotype].

TYPE DATA: Syntypes: AMNH soldiers, nymphs, MCZ No. 10076 soldiers, nymphs.

TYPE LOCALITY: Puerto Rico: Mona Island.

- Snyder, 1929: 83 • *Kalotermes (Kalotermes) mona*; key.
- Wolcott, 1941: 41 • *Kalotermes mona*; distribution. Mona Island.
- Ramos, 1946: 12 • *Kalotermes mona*; distribution. Mona Island.
- Snyder, 1949a: 18 • *Kalotermes mona*; catalog. Mona Island.
- Wolcott, 1950: 62 • *Kalotermes (Neotermes) mona*; biology; distribution. Puerto Rico.
- Snyder, 1956b: 189, 191, 192, 194, 195, 198, 199, 201 • *Kalotermes mona*; key; distribution. Mona Island.
- Krishna, 1961: 325 • *Neotermes mona*; listed; new combination.
- Araujo, 1977c: 21 • *Neotermes mona*; catalog. Mona Island.
- Bennett and Alam, 1985: 7 • *Neotermes mona*; damage; locality. Barbados.
- Luykx et al., 1990: 385–399 • *Neotermes mona*; allozymes; chromosomes; cladistics.
- Scheffrahn et al., 1994: 219, 226, 228, 231 • *Neotermes mona*; distribution. Hispaniola: Dominican Republic; Puerto Rico: Mona Island; Turks and Caicos Islands; Virgin Islands: Guana.
- Kambhampati et al., 1996: 38–40, fig. 1 • *Neotermes mona*; phylogeny based on DNA of m16S rRNA sequence data.
- Collins et al., 1997: 66, 67, 72 • *Neotermes mona*; ecology; hydrocarbons; distribution. British Virgin Islands.
- Haverty and Nelson, 1997: 927–964 • *Neotermes mona*; cuticular hydrocarbons; distribution. British Virgin Islands.
- Constantino, 1998b: 153 • *Neotermes mona*; catalog. Antilles: from Hispaniola to Virgin Islands; Turks and Caicos Islands.
- Křeček et al., 2000: 268–274, fig. 2 • *Neotermes mona*; imago (previously unknown), soldier described and figured; synonymy; distribution. Bahamas; Dominican Republic; Puerto Rico; Virgin Islands.
- Jones and Nalepa, 2002: 155–163 • *Neotermes mona*; biology; distribution. Virgin Islands: St. John.
- Scheffrahn et al., 2003a: 185, 187, 193, fig. 11 • *Neotermes mona*; soldier figured; keys to soldier and imago; distribution. Puerto Rico; St. Croix; St. John; Turks and Caicos Islands.
- Scheffrahn et al., 2006: 475, figs. 2M, 3N • *Neotermes mona*; soldier, imago wing figured; key; synonymy; distribution. Bahamas; Hispaniola: Dominican Republic; Puerto Rico: Mona Island, Vieques Island; Virgin Islands.

🌐 DISTRIBUTION: Neotropical Region—British and US Virgin Islands; Dominican Republic; Haiti; Puerto Rico; Turks and Caicos Islands.

Neotermes nigeriensis (Sjöstedt, 1911)

Calotermes nigeriensis Sjöstedt, 1911e: 181–182 (imago).

TYPE DATA: Holotype: BMNH winged imago [described from a single specimen].

TYPE LOCALITY: Nigeria (Süd-Nigeria): Oban District.

- Hegh, 1922: 344, 682 • *Calotermes (Neotermes) nigeriae* [sic]; distribution.
- Sjöstedt, 1926d: 34, 40, pl. 2: fig. C • *Neotermes nigeriensis*; fore- and hind wing figured; reference list; key; remarks; locality; new combination. Nigeria.

- Snyder, 1949a: 29 • *Neotermes nigeriensis*; catalog; reference list. Nigeria.
- Krishna, 1961: 325 • *Neotermes nigeriensis*; listed.
- Bouillon and Mathot, 1971: table: no. 45 • *Neotermes nigeriensis*; listed.
- Johnson et al., 1980: 51 • *Neotermes nigeriensis*; checklist; distribution. Nigeria.
- Medler, 1980: 54 • *Neotermes nigeriensis*; checklist. Nigeria.

🌐 DISTRIBUTION: Ethiopian Region—Nigeria.

Neotermes nilamburensis Thakur, 1978

Neotermes nilamburensis Thakur, 1978b: 56–61 (imago, soldier, pseudoworker), figs. 1–3.

TYPE DATA: Holotype: FRI soldier. Paratypes: FRI imagoes, soldiers, pseudoworkers, ZSI imagoes, soldiers, pseudoworkers.

TYPE LOCALITY: India: Kerala: Nilambur [11°15'N, 76°10'E].

- Bose, 1984: 22, 45–47, figs. 30, 31 • *Neotermes nilamburensis*; key; synonymy; measurements; imago and soldier figured; distribution; biology. India.
- Roonwal and Chhotani, 1989: 260–263, figs. 142–143 • *Neotermes nilamburensis*; imago, soldier, pseudoworker described and figured; synonymy; key. India.
- Thakur, 1989b: 358 • *Neotermes nilamburensis*; distribution. India.
- Ahmad and Akhtar, 2002: 5 • *Neotermes nilamburensis*; catalog. India.

🌐 DISTRIBUTION: Oriental Region—India: Kerala.

Neotermes ovatus Kemner, 1931

Neotermes ovatus Kemner, 1931: 8–11 (imago, soldier), fig. 3.

TYPE DATA: Syntypes: ZMLU imagoes, soldiers, AMNH imago, soldier.

TYPE LOCALITY: Indonesia: Moluccas: Ambon (Amboina).

- Snyder, 1949a: 30 • *Neotermes ovatus*; catalog. Amboina.
- Krishna, 1961: 325 • *Neotermes ovatus*; listed.

🌐 DISTRIBUTION: Papuan Region—Indonesia: Maluku (Moluccas).

Neotermes pallidicollis (Sjöstedt, 1902)

Calotermes pallidicollis Sjöstedt, 1902c: 302 (imago).

TYPE DATA: Syntypes: ZMB imagoes, NHRM imagoes, AMNH imago.

TYPE LOCALITY: Cameroon (Kamerun): Johann Albrechtshöle.

- Sjöstedt, 1904: 9, 14, 111, 113 • *Calotermes pallidicollis*; imago described; key; locality. Cameroon.
- Desneux, 1904b: 24 • *Calotermes pallidicollis*; reference list. Cameroon.
- Holmgren, 1911a: 54 • *Calotermes (Neotermes) pallidicollis*; listed. Africa.
- Silvestri, 1912a: 213 • *Neotermes pallidicollis*; imago characters; new combination. Cameroon; São Tomé.
- Seabra, 1921b: 11 • *Neotermes pallidicollis*; distribution. São Tomé.
- Hegh, 1922: 135, 344, 682 • *Calotermes (Neotermes) pallidicollis*; biology; reference list; distribution.
- Seabra, 1922c: 87 • *Neotermes pallidicollis*; distribution. São Tomé.
- Snyder, 1925d: chart 1 • *Kalotermes (Neotermes) pallidicollis*; listed.

- Sjöstedt, 1926d: 34, 36 • *Neotermes pallidicollis*; reference list; key; biology; locality. Cameroon; São Tomé.
- Snyder, 1949a: 30 • *Neotermes pallidicollis*; catalog; reference list. Cameroon; São Tomé.
- Harris, 1956a: 928 • *Neotermes pallidicollis*; imago measurements; locality. Cameroon.
- Krishna, 1961: 325 • *Neotermes pallidicollis*; listed.
- Bouillon and Mathot, 1971: table: no. 46 • *Neotermes pallidicollis*; listed.
- Johnson et al., 1980: 51 • *Neotermes pallidicollis*; checklist; distribution. Nigeria.
- Medler, 1980: 54 • *Neotermes pallidicollis*; checklist. Nigeria.

🌐 DISTRIBUTION: Ethiopian Region—Cameroon; Nigeria; São Tomé and Príncipe.

Neotermes papua (Desneux, 1905)

Calotermes papua Desneux, 1905: 367–368 (soldier).

TYPE DATA: Lectotype: RIB soldiers. Paralectotypes: HNHM soldiers, AMNH soldier, nymphs.

LECTOTYPE DESIGNATION: Ware et al., 2010: 69.

TYPE LOCALITY: Papua New Guinea: Simbang, Huon Gulf.

- Holmgren, 1911a: 54 • *Calotermes* (?*Neotermes*) *papua*; listed.
- Holmgren, 1911b: 455 • *Calotermes* (*Neotermes*) *papua*; measurements; locality. Papua New Guinea.
- Hill, 1927a: 8–11, pl. 1: figs. 1–4, pl. 5: fig. 150 • *Calotermes* (*Neotermes*) *papua*; imago, soldier described and figured; biology; locality. New Britain [not *papua* fide Emerson, who placed it as a new species].
- Light, 1932a: 77 • *Kalotermes* (*Neotermes*) *papua*; listed.
- Hill, 1942: 54–55 • *Calotermes* (*Neotermes*) *papua*; imago, soldier described. Papua New Guinea.
- Snyder, 1949a: 30 • *Neotermes papua*; catalog; reference list; new combination. New Britain; New Guinea.
- Krishna, 1961: 325 • *Neotermes papua*; listed.
- Harris, 1961a: 91, 105 • *Neotermes papua*; damage; distribution.
- Bess, 1970: 470 • *Neotermes papua*; distribution. Papua New Guinea.
- Mathot, 1979: 10 • *Neotermes papua*; collection catalog; types listed.
- Roisin, 1990c: 246–247 • *Neotermes papua*; development.
- Roisin and Pasteels, 1991a: 327–335 • *Neotermes papua*; caste differentiation; sex ratio; dispersal. Papua New Guinea.
- Roisin and Pasteels, 1991b: 263–272 • *Neotermes papua*; caste differentiation; polyethism. Papua New Guinea.
- Ware et al., 2010a: 69, table 1 • *Neotermes papua*; soldier measurements; comparisons.

🌐 DISTRIBUTION: Papuan Region—Papua New Guinea.

Neotermes paraensis (Costa Lima, 1942)

Kalotermes (*Neotermes*) *paraensis* Costa Lima, 1942: 2–4 (imago, soldier), figs. 1–2.

TYPE DATA: Syntypes: ENAR imagoes, soldiers.

TYPE LOCALITY: Brazil: Pará: Ilha do Marajo.

- Snyder, 1949a: 30 • *Neotermes paraensis*; catalog; synonymy; new combination. Brazil.
- Krishna, 1961: 325 • *Neotermes paraensis*; listed.
- Gonçalves and Silva, 1962: 194 • *Neotermes* (?) *paraensis*; checklist; biology; locality. Brazil.
- Araujo, 1977c: 21 • *Neotermes paraensis*; catalog. Brazil.
- Constantino and Cancellato, 1993: 402 • *Neotermes paraensis*; distribution. Brazil: Amazonia.

- Constantino, 1998b: 153 • *Neotermes paraensis*; catalog. Brazil.
- Bandeira and Vasconcellos, 1999: 40, table 1 • *Neotermes paraensis*; checklist; ecology; distribution. Brazil.
- Constantino, 2002c: 356, table 1 • *Neotermes paraensis*; checklist; damage; distribution. Brazil.

🌐 DISTRIBUTION: Neotropical Region—Brazil: Pará.

Neotermes paratensis Sen-Sarma and Thakur, 1975

Neotermes paratensis Sen-Sarma et al., 1975: 10, 51 (soldier) [Original description includes a mention in a key (with differentiating characters from other species) and in a list with locality data; authorship is clearly attributed to Sen-Sarma and Thakur on p. 10].

TYPE DATA: Lectotype: FRI soldier. Paralectotypes: FRI imagoes, soldier, pseudoworkers.

LECTOTYPE DESIGNATION: Sen-Sarma and Thakur, 1979: 8 [by inference of holotype (ICZN, 1999, art. 74.6)]. Because Sen-Sarma and Thakur, 1975 did not select a holotype, the action of Sen-Sarma and Thakur, 1979 is an inadvertent lectotype selection].

TYPE LOCALITY: India: Tripura: Paratia.

- Sen-Sarma et al., 1975: 51 • *Neotermes paratensis*; distribution and ecology; key. India.
- Sen-Sarma and Thakur, 1979: 6–9, pls. 1–4 • *Neotermes paratensis*; imago, soldier, pseudoworker described and figured [incorrectly as n. sp.]; key; distribution. India.
- Roonwal and Chhotani, 1989: 263–266, figs. 144–145 • *Neotermes paratensis*; imago, soldier, pseudoworker described and figured; synonymy; key. India.
- Bose, 1999: 28 • *Neotermes paratensis*; key.
- Maiti et al., 2000: 296, 299 • *Neotermes paratensis*; listed; distribution. India.
- Ahmad and Akhtar, 2002: 5 • *Neotermes paratensis*; catalog. India.

🌐 DISTRIBUTION: Oriental Region—India: Tripura.

Neotermes parviscutatus Light, 1930

Neotermes parviscutatus Light, 1930f: 30–31 (imago, soldier), pl. 1: fig. 8, pl. 2: fig. 6, pl. 3: fig. 7.

TYPE DATA: Syntypes: AMNH queen, king, soldier, nymphs.

TYPE LOCALITY: Philippines: Negros: Occidental Negros: Dumaguete.

- Snyder, 1949a: 30 • *Neotermes parviscutatus*; catalog. Philippines.
- Ahmad, 1958: 39, 43 • *Neotermes parviscutatus*; key.
- Roonwal and Sen-Sarma, 1960: 142, 178, 233–236, 239, 256, 272, 273, pls. 57, 58 • *Neotermes parviscutatus*; synonymy; key; imago, soldier, pseudoworker described and figured; distribution. Philippines.
- Krishna, 1961: 325 • *Neotermes parviscutatus*; listed.
- Snyder and Francia, 1962: 63, 65, 68, 72 • *Neotermes parviscutatus*; key; distribution; biology. Philippines.
- Chhotani, 1975b: 118 • *Neotermes parviscutatus*; distribution. Philippines.
- Tho, 1992: 203 • *Neotermes parviscutatus*; listed.
- Maiti and Chakraborty, 1994: 20, 26 • *Neotermes parviscutatus*; comparisons.
- Ahmad and Akhtar, 2002: 5 • *Neotermes parviscutatus*; catalog. Philippines.

🌐 DISTRIBUTION: Oriental Region—Philippines.

***Neotermes phragmosus* Křeček and Scheffrahn, 2003**

***Neotermes phragmosus* Křeček and Scheffrahn, 2003: 73–79 (imago, soldier), figs. 1–4.**

TYPE DATA: Holotype: AMNH imago ♀. Paratypes: AMNH imago, soldiers, FSCA imago, soldier, FTLD imagoes, soldier, USNM imago, soldiers, FTLD imagoes soldiers [several series from non-type colonies and localities].

TYPE LOCALITY: Cuba: Guantánamo Province: Tortuguilla [19.98°N, 74.93°W].

— Křeček and Scheffrahn, 2003: 73–79, figs. 1–3 • *Neotermes phragmosus*; imago, soldiers described; imago, large soldier figured; distribution. Cuba.

🌐 DISTRIBUTION: Neotropical Region—Cuba.

***Neotermes pingshanensis* Tan and Peng, 2009**

***Neotermes pingshanensis* Tan and Peng, 2009: 587–589 (soldier), figs. 1–10.**

TYPE DATA: Holotype: CICC soldier. Paratypes: CICC soldiers.

TYPE LOCALITY: China: Sichuan Province: Pingshan.

🌐 DISTRIBUTION: Oriental Region—China: Sichuan.

***Neotermes platyfrons* Křeček and Scheffrahn, 2001**

***Neotermes platyfrons* Křeček and Scheffrahn, 2001: 70–76 (imago, soldier), figs. 1, 2.**

TYPE DATA: Holotype: AMNH imago ♂. Paratypes: AMNH imago, soldiers, USNM imagoes, soldiers, FSCA imagoes, soldiers, FTLD imagoes, soldiers, FTLD imagoes, soldiers [several series from non-type colonies and localities].

TYPE LOCALITY: Dominican Republic: La Altagracia Province, 2.6 km SW of Punta Cana [18.533°N, 68.368°W].

— Harris, 1961a: 114, pl. 23 • *Neotermes jouteli* [misidentification]; intercepted in London from Dominican Republic; laboratory culture in jar figured.

— Scheffrahn et al., 1994: 219, 231 • *Neotermes jouteli*; distribution [Dominican Republic only fide Křeček and Scheffrahn, 2001].

🌐 DISTRIBUTION: Neotropical Region—Dominican Republic.

***Neotermes prosonneratae* Akhtar, 1975**

***Neotermes prosonneratae* Akhtar, 1975: 11–15 (imago, soldier), figs. 5–6.**

TYPE DATA: Holotype: ZUPL soldier. Paratypes: ZUPL imagoes, soldiers, FRIP imagoes, soldiers, USNM imagoes, soldiers, AMNH imago, soldier, nymph, BMNH imagoes, soldiers.

TYPE LOCALITY: Bangladesh: Dariadigh: Cox's Bazaar Division.

— Chaudhry et al., 1972: 2–3 • *Neotermes prosonneratae*; nomen nudum; biology; distribution. Bangladesh.

— Ahmad, 1986: 17 • *Neotermes prosonneratae*; distribution. Bangladesh.

— Roonwal and Chhotani, 1989: 266–269, figs. 146–147 • *Neotermes prosonneratae*; imago, soldier described and figured; synonymy; key. Bangladesh.

— Ahmad and Akhtar, 2002: 5 • *Neotermes prosonneratae*; catalog. Bangladesh.


🌐 DISTRIBUTION: Oriental Region—Bangladesh.

Neotermes rainbowi (Hill, 1926)***Calotermes (Neotermes) rainbowi*** Hill, 1926a: 95–99 (imago, soldier, worker), fig. 1.

TYPE DATA: Lectotype: NMV imago. Paralectotypes: NMV imagoes, soldiers, AMNH imagoes, soldiers, nymphs, NMV imagoes, soldiers [three series from non-type localities], AMNH imago, soldier [three series from non-type localities], NCIP imago [incorrectly cited as paratype by Ruelle, 1975b].

LECTOTYPE DESIGNATION: Hill, 1942: 56 [inadvertent selection by inference of “holotype” (ICZN, 1999, art. 74.6)]. TYPE LOCALITY: Tuvalu (Ellice Group): Nanumea Island.

- Rainbow, 1897: 100–101 • *Calotermes marginipennis* [misidentification]; biology; distribution. Ellice Islands: Funatuti.
- Hill, 1927b: 5 • *Calotermes (Neotermes) rainbowi*; comparisons.
- Light, 1932a: 77 • *Kalotermes (Neotermes) rainbowi*; listed.
- Light and Zimmerman, 1936: 4 • *Kalotermes (Neotermes) rainbowi*; listed.
- Hill, 1942: 55–56 • *Calotermes (Neotermes) rainbowi*; imago, soldier described; synonymy; distribution; biology. Ellice Islands.
- Kelsey, 1945b: 69–75, figs. 2, 3 • *Calotermes (Neotermes) rainbowi*; imago, soldier described and figured; distribution. New Zealand: Suvarrow Island.
- Snyder, 1949a: 31 • *Neotermes rainbowi*; catalog; reference list; new combination. Ellice Islands.
- Krishna, 1961: 325 • *Neotermes rainbowi*; listed.
- Harris, 1961a: 95, 106 • *Neotermes rainbowi*; damage; distribution.
- Bess, 1970: 470 • *Neotermes rainbowi*; damage; distribution. Ellice Islands.
- Ruelle, 1975b: 3 • *Neotermes rainbowi*; types listed.
- Kevan and Vickery, 1998: 300–301 • *Neotermes rainbowi*; remarks; distribution. Kiribati; Tuvalu; Marshall.
- Ware et al., 2010a: 70, table 1 • *Neotermes rainbowi*; imago, soldier measurements.

 DISTRIBUTION: Papuan Region—Kiribati; Marshall Islands; Suvarrow Island; Tuvalu: Ellice Islands.

Neotermes rhizophorae Maiti and Chakraborty, 1994***Neotermes rhizophorae*** Maiti and Chakraborty, 1994: 21–26 (imago, soldier, pseudoworker), fig. 2.

TYPE DATA: Holotype: ZSI No. 3169/H11 soldier. Paratypes: ZSI No. 3170/H11 imagoes, soldiers, pseudoworkers, FRI soldier, pseudoworkers.

TYPE LOCALITY: India: Nicobar Islands: Nancowry.

 DISTRIBUTION: Oriental Region—Nicobar Islands.

Neotermes rouxi (Holmgren and Holmgren, 1915)***Calotermes (Neotermes) rouxi*** Holmgren and Holmgren, 1915: 86 (soldier).

TYPE DATA: Syntypes: NHMB soldiers, AMNH soldier, nymph.

TYPE LOCALITY: New Caledonia: Mount Canala, 700 m.

- Hill, 1942: 57 • *Calotermes (Neotermes) rouxi*; soldier described; synonymy; distribution. New Caledonia.
- Snyder, 1949a: 31 • *Neotermes rouxi*; catalog; synonymy; new combination. New Caledonia.
- Krishna, 1961: 325 • *Neotermes rouxi*; listed.

 DISTRIBUTION: Papuan Region—New Caledonia.

Neotermes saleierensis Kemner, 1932


Neotermes saleierensis Kemner, 1932c: 134–135 (imago, soldier, pseudoworker), fig. 2.

TYPE DATA: Lectotype: ZMLU soldier. Paralectotypes: ZMLU imago, soldiers, pseudoworkers, FRI pseudoworker, AMNH soldier, pseudoworkers.

LECTOTYPE DESIGNATION: Roonwal and Sen-Sarma, 1960: 242.

TYPE LOCALITY: Indonesia: Sulawesi [Celebes]: Saleier Island: Pamatata.

- Kemner, 1934b: 32, 36, 180, figs. 1–3 • *Neotermes saleierensis*; imago, soldier, worker described; soldier figured; incorrectly described again as “n. sp.” Indonesia: Sulawesi.
- Snyder, 1949a: 31 • *Neotermes saleierensis*; catalog. Saleier Island.
- Ahmad, 1958: 40, 46 • *Neotermes saleierensis*; key.
- Roonwal and Sen-Sarma, 1960: 143, 193, 239–243, 255, 256, 274, pls. 59, 60 • *Neotermes saleierensis*; synonymy; key; imago, soldier, pseudoworker described and figured; distribution. Indonesia: Saleier Island, south of Sulawesi.
- Krishna, 1961: 325 • *Neotermes saleierensis*; listed.
- Mathur and Thapa, 1962a: 18 • *Neotermes saleierensis*; collection catalog. Indonesia.
- Chhotani, 1975b: 118 • *Neotermes saleierensis*; distribution. Indonesia.
- Gathorne-Hardy et al., 2000b: 350 • *Neotermes saleierensis*; checklist; ecology; distribution. Indonesia: Sulawesi.
- Ahmad and Akhtar, 2002: 5 • *Neotermes saleierensis*; catalog. Indonesia: Saleier Island.

 DISTRIBUTION: Oriental Region—Indonesia: Sulawesi [Celebes].

Neotermes samoanus (Holmgren, 1912)


Calotermes samoanus Holmgren, 1912b: 282 (imago).

TYPE DATA: Lectotype: ZMB imago. Paralectotypes: ZIHS imagoes.

LECTOTYPE DESIGNATION: Hill, 1942: 59 [inadvertent selection by inference of “holotype” (ICZN, 1999, art. 74.6)].

TYPE LOCALITY: Samoa: Apia.

- Holmgren, 1911d: 550 • *Calotermes (Cryptotermes) samoanus*; nomen nudum.
- Holmgren, 1911a: 55 • *Calotermes (Cryptotermes) samoanus*; nomen nudum. Australia.
- Hill, 1926e: 296–297 • *Calotermes (Neotermes) samoanus*; soldier (previously unknown), imago described; locality. Samoan Islands.
- Hill, 1927b: 2–5, figs. 1–4, pl. 1: figs. 1, 2 • *Calotermes (Neotermes) samoanus*; imago, soldier described and figured; locality. Samoan Islands.
- Light, 1932a: 77 • *Calotermes (Neotermes) samoanus*; listed.
- Light and Zimmerman, 1936: 4 • *Calotermes (Neotermes) samoanus*; listed.
- Hill, 1942: 57–59 • *Calotermes (Neotermes) samoanus*; imago, soldier described; synonymy; distribution; biology; places *sanctae-crucis* in synonymy. Samoa.
- Snyder, 1949a: 31 • *Neotermes samoanus*; catalog; reference list; new combination. Samoa.
- Krishna, 1961: 325 • *Neotermes samoanus*; listed.
- Harris, 1961a: 91, 105 • *Neotermes samoanus*; damage; distribution.
- Ware et al., 2010a: 70, table 1 • *Neotermes samoanus*; imago, soldier measurements.

 DISTRIBUTION: Papuan Region—Samoa.


Neotermes sanctaecrucis (Snyder, 1925)

Calotermes (Neotermes) sanctaecrucis Snyder, 1925g: 396–398 (imago, soldier), fig. 1 [described as “*sanctae-crucis*”].

TYPE DATA: Holotype: MCZ No. 15284 imago. Paratypes: MCZ imagoes, soldiers, USNM imagoes, soldiers, NMV imagoes, soldiers, AMNH imagoes, soldiers, nymphs.

TYPE LOCALITY: Solomon Islands: Santa Cruz Archipelago: Graciosa Bay.

- Hill, 1942: 58 • *Calotermes (Neotermes) sanctae-crucis*; placed in synonymy with *samoanus*.
- Snyder, 1949a: 31 • *Neotermes sanctae-crucis*; catalog; reference list; new combination. Santa Cruz Archipelago.
- Harris, 1957b: 25, 29 • *Neotermes sanctae-crucis*; imago measurements; distribution. New Hebrides; Santa Cruz Archipelago; Solomon Islands: Rennell Island, Santa Anna [sic] Island.
- Harris and Brown, 1958: 737, 739, 740, 742, 747, fig. 1 • *Neotermes sanctae-crucis*; soldier figured; biology; key; locality. Solomon Islands.
- Krishna, 1961: 325 • *Neotermes sanctae-crucis*; listed.
- Harris, 1961a: fig. 22 • *Neotermes sanctae-crucis*; soldier figured.
- Gross, 1975: 410 • *Neotermes sanctae-crucis*; checklist; distribution. New Guinea; New Hebrides; Solomon Islands; other Pacific areas.
- Ware et al., 2010a: 70, table 1 • *Neotermes sanctae-crucis*; imago, soldier measurements.

 DISTRIBUTION: Papuan Region—New Guinea; New Hebrides; Solomon Islands: Santa Cruz.

Neotermes sarasini (Holmgren and Holmgren, 1915)

Calotermes (Neotermes) sarasini Holmgren and Holmgren, 1915: 86–88 (imago, soldier).

TYPE DATA: Syntypes: NHMB imagoes, soldiers (New Caledonia: Prony, 100 m), NHMB imagoes, soldiers (New Caledonia: Loyalty Islands: Lifou), AMNH imagoes, soldiers, nymph (New Caledonia: Prony, 100 m).

TYPE LOCALITY: New Caledonia: Prony, 100 m, Loyalty Islands: Lifou.

- Hill, 1942: 59–61 • *Calotermes (Neotermes) sarasini*; imago, soldier described; synonymy; distribution; biology. New Caledonia: Loyalty Islands.
- Snyder, 1949a: 31 • *Neotermes sarasini*; catalog; synonymy; new combination. New Caledonia.
- Krishna, 1961: 325 • *Neotermes sarasini*; listed.
- Harris, 1961a: 91, 105 • *Neotermes sarasini*; damage; distribution. Samoa.
- Bess, 1970: 470 • *Neotermes sarasini*; distribution. Samoa.

 DISTRIBUTION: Papuan Region—New Caledonia: Loyalty Islands; Samoa.

Neotermes schultzei (Holmgren, 1911)

Calotermes (Neotermes) schultzei Holmgren, 1911b: 453–455 (imago, soldier, pseudoworker), fig. 1 [described as “*Schultzei*”].

TYPE DATA: Syntypes: ZIHS imagoes, soldiers, ZMB imagoes, soldiers, AMNH imagoes, soldier, nymph, USNM imago.

TYPE LOCALITY: Papua New Guinea: Sepik.

- Hill, 1927a: 11 • *Calotermes (Neotermes) schultzei*; locality. Papua New Guinea.
- Hill, 1942: 61–62 • *Calotermes (Neotermes) schultzei*; imago, soldier described; synonymy; distribution; biology. Papua New Guinea.
- Snyder, 1949a: 32 • *Neotermes schultzei*; catalog; reference list; new combination. New Guinea.

- Krishna, 1961: 325 • *Neotermes schultzei*; listed.
- Gray, 1968: 313 • *Neotermes schultzei*; checklist; biology; distribution. Papua New Guinea.

🌐 DISTRIBUTION: Papuan Region—Papua New Guinea.

Neotermes sepulvillus (Emerson, 1928)

Kalotermes (Neotermes) sepulvillus Emerson, 1928b: 421–422 (imago), fig. 1.

TYPE DATA: Holotype: AMNH winged imago.

TYPE LOCALITY: Congo-Zaire: Kisangani (Stanleyville) [00°30'N, 25°15'E].

- Snyder, 1949a: 32 • *Neotermes sepulvillus*; catalog; synonymy; new combination. Congo-Zaire.
- Harris, 1958a: 5, figs. 1–4 • *Neotermes sepulvillus*; imago described and figured. Congo-Zaire.
- Krishna, 1961: 325 • *Neotermes sepulvillus*; listed.
- Bouillon and Mathot, 1971: table: no. 47 • *Neotermes sepulvillus*; listed.

🌐 DISTRIBUTION: Ethiopian Region—Congo-Zaire.

Neotermes setifer Snyder, 1957

Neotermes setifer Snyder, 1957a: 352 (imago).

TYPE DATA: Holotype: USNM 63270 winged imago. Paratypes: USNM winged imagoes, AMNH imago.

TYPE LOCALITY: Panama: Almirante.

- Krishna, 1961: 325 • *Neotermes setifer*; listed.
- Araujo, 1977c: 21 • *Neotermes setifer*; catalog. Panama.
- Nickle and Collins, 1992: 208, 216 • *Neotermes setifer*; comparisons; distribution. Panama.
- Constantino, 1998b: 153 • *Neotermes setifer*; catalog. Panama.

🌐 DISTRIBUTION: Neotropical Region—Panama.

Neotermes shimogensis Thakur, 1975

Neotermes shimogensis Sen-Sarma et al., 1975: 10, 51 (soldier) [Original description includes a mention in a key (with differentiating characters from other species) and in a list with locality data; authorship is clearly attributed to Thakur on p. 10].

TYPE DATA: Lectotype: FRI soldier [Because Thakur, 1975 did not select a holotype, the action of Thakur, 1980d is an inadvertent lectotype selection]. Paralectotypes: FRI soldiers, pseudoworkers, ZSI soldier, pseudoworkers.

TYPE LOCALITY: India: Karnataka; Shimoga.

- Sen-Sarma et al., 1975: 51 • *Neotermes shimogensis*; distribution and ecology; key. India.
- Thakur, 1980b: 123, 125 • *Neotermes shimogensis*; ecology; distribution. India.
- Thakur, 1980d: 91–96, figs. 1–2 • *Neotermes shimogensis* [incorrectly described as a new species]; soldier, pseudoworker described and figured; types selected.
- Roonwal and Chhotani, 1989: 269–271, fig. 148 • *Neotermes shimogensis*; soldier, pseudoworker described and figured; synonymy; key. India.
- Thakur, 1989b: 358 • *Neotermes shimogensis*; distribution. India.
- Ahmad and Akhtar, 2002: 5 • *Neotermes shimogensis*; catalog. India.

🌐 DISTRIBUTION: Oriental Region—India: Karnataka.

Neotermes sinensis (Light, 1924)***Kalotermes sinensis*** Light, 1924: 54–57 (soldier).

TYPE DATA: Holotype: AMNH soldier [holotype by monotypy].

TYPE LOCALITY: China: Guangdong Province: West River: Ting Wu Shan Monastery.

- Light, 1931a: 584, 585, 587 • *Neotermes sinensis*; discussion on placement; soldier measurements; comparisons; new combination. China.
- Snyder, 1931a: 549 • *Kalotermes (Kalotermes) sinensis*; locality. China.
- Wu, 1935: 217 • *Neotermes sinensis*; catalog; reference list. China.
- Snyder, 1949a: 32 • *Neotermes sinensis*; catalog; reference list. China.
- Tu, 1955a: 30, 36, 37 • *Neotermes sinensis*; catalog; distribution. China.
- Ahmad, 1958: 43 • *Neotermes sinensis*; key.
- Roonwal and Sen-Sarma, 1960: 143, 199, 243–244, 256, 275, pl. 61 • *Neotermes sinensis*; synonymy; key; soldier described and figured; distribution. China.
- Krishna, 1961: 325 • *Neotermes sinensis*; listed.
- Tsai and Chen, 1964a: 26, 34 • *Neotermes sinensis*; synonymized with *koshunensis*.
- Chhotani, 1975b: 118 • *Neotermes sinensis*; distribution. China.
- Gao and Lam, 1986: 81 • *Neotermes sinensis*; checklist; distribution. Taiwan.
- Huang et al., 1989: 193–195, fig. 111 • *Neotermes koshunensis* [misidentification]; imago, soldier described and figured; key. China.
- Gao et al., 1992a: 35 • *Neotermes sinensis*; checklist; distribution. China: Guangdong.
- Huang et al., 2000: 265–266, fig. 110 • *Neotermes sinensis*; soldier described and figured; key; reference list. China.
- Ahmad and Akhtar, 2002: 5 • *Neotermes sinensis*; catalog. China.


 DISTRIBUTION: Oriental Region—China: Guangdong.

Neotermes sjostedti (Desneux, 1908)***Calotermes sjostedti*** Desneux, 1908: 389–390 (imago, soldier) [described as “*Sjostedti*”].

TYPE DATA: Syntypes: MNHP imagoes, soldiers, AMNH imago.

TYPE LOCALITY: Vanuatu [New Hebrides]: Espiritu Santo.

- Hill, 1942: 63–64 • *Calotermes (Neotermes) sjostedti*; imago, soldier described; synonymy; distribution. New Hebrides.
- Snyder, 1949a: 32 • *Neotermes sjostedti*; catalog; reference list; new combination. New Hebrides.
- Krishna, 1961: 325 • *Neotermes sjostedti*; listed.
- Gross, 1975: 410 • *Neotermes sjostedti*; checklist; distribution. New Hebrides.
- Ware et al., 2010a: 70, table 1 • *Neotermes sjostedti*; soldier measurements.

 DISTRIBUTION: Papuan Region—Vanuatu [New Hebrides].

Neotermes sonneratae Kemner, 1932***Neotermes sonneratae*** Kemner, 1932c: 133–134 (imago, soldier), fig. 1.

TYPE DATA: Lectotype: ZMLU soldier. Paralectotypes: ZMLU imagoes, workers, AMNH soldier, FRI imago, worker.

LECTOTYPE DESIGNATION: Roonwal and Sen-Sarma, 1960: 249.

TYPE LOCALITY: Indonesia: Java: Batavia.

- Kemner, 1934b: 31, 32, 180, figs. 1–3 • *Neotermes sonneratae*; imago, soldier, worker described; soldier figured; incorrectly described again as “n. sp.” Java.
- Kirby, 1941: 47 • *Neotermes sonneratae*; protozoa.
- Kirby, 1942b: 183, 192 • *Neotermes sonneratae*; protozoa.
- Snyder, 1949a: 32 • *Neotermes sonneratae*; catalog. Java.
- Ahmad, 1958: 40, 45 • *Neotermes sonneratae*; key.
- Kalshoven, 1960a: 39 • *Neotermes sonneratae*; biology. Indonesia: Java.
- Roonwal and Sen-Sarma, 1960: 141, 142, 170, 245–250, 255, 256, 275, fig. 45, pls. 62, 63 • *Neotermes sonneratae*; synonymy; key; imago, soldier, pseudoworker described and figured; distribution. Indonesia: Java.
- Krishna, 1961: 325, 392, 394, 395 • *Neotermes sonneratae*; listed; protozoa.
- Mathur and Thapa, 1962a: 18 • *Neotermes sonneratae*; collection catalog. Indonesia.
- Akhtar, 1975: 11–12, 14 • *Neotermes sonneratae*; comparisons.
- Chhotani, 1975b: 118 • *Neotermes sonneratae*; distribution. Indonesia.
- Roonwal, 1977d: 34 • *Neotermes sonneratae*; wing microsculpturing.
- Tho, 1992: 203 • *Neotermes sonneratae*; listed.
- Ahmad and Akhtar, 2002: 5 • *Neotermes sonneratae*; catalog. Indonesia: Java.
- Gathorne-Hardy, 2004: 115 • *Neotermes sonneratae*; checklist; distribution. Indonesia: West Java.

🌐 DISTRIBUTION: Oriental Region—Indonesia: Java.

***Neotermes sphenocephalus* Xu and Han, 1985**

***Neotermes sphenocephalus* Xu and Han, 1985: 222, 223–224, 239 (soldier), figs. 7–12.**

TYPE DATA: Holotype: GIEC soldier. Paratypes: GIEC soldiers, nymphs.

TYPE LOCALITY: China: Hainan Island: Wanning.

- Huang et al., 1989: 176–177, fig. 96 • *Neotermes sphenocephalus*; soldier described and figured; key. China: Hainan.
- Gao et al., 1992a: 35 • *Neotermes sphenocephalus*; checklist; distribution. China: Hainan.
- Hua, 2000: 23 • *Neotermes sphenocephalus*; listed. China: Hainan.
- Huang et al., 2000: 267–268, fig. 111 • *Neotermes sphenocephalus*; soldier described and figured; key. China.
- Ahmad and Akhtar, 2002: 5 • *Neotermes sphenocephalus*; catalog. China.

🌐 DISTRIBUTION: Oriental Region—China: Hainan.

***Neotermes superans* Silvestri, 1928**

***Neotermes superans* Silvestri, 1927: 91–93 (imago, soldier, nymph), fig. 1.**

TYPE DATA: Syntypes: IEA imagoes, soldiers, workers, AMNH imago, soldier.

TYPE LOCALITY: Ethiopia [Abyssinia]: Djem-Djem forest.

- Silvestri, 1934: 35, fig. 23 • *Neotermes superans*; imago, soldier figured. Ethiopia.
- Jucci, 1937: 306 • *Neotermes superans*; distribution.
- Snyder, 1949a: 32 • *Neotermes superans*; catalog. Ethiopia.
- Krishna, 1961: 325 • *Neotermes superans*; listed.
- Bouillon and Mathot, 1971: table: no. 48 • *Neotermes superans*; measurements.
- Cowie et al., 1990: 22, 24, table 1 • *Neotermes superans*; checklist; distribution. Ethiopia.

🌐 DISTRIBUTION: Ethiopian Region—Ethiopia.

Neotermes taishanensis Xu and Han, 1985

Neotermes taishanensis Xu and Han, 1985: 221–222, 223, 239 (soldier), figs. 1–6.

TYPE DATA: Holotype: GIEC soldier. Paratypes: GIEC soldiers, nymphs.

TYPE LOCALITY: China: Guangdong Province: Taishan.

- Huang et al., 1989: 177–178, fig. 97 • *Neotermes taishanensis*; soldier described and figured; key. China: Guangdong.
- Gao et al., 1992a: 35 • *Neotermes taishanensis*; checklist; distribution. China: Guangdong.
- Hua, 2000: 23 • *Neotermes taishanensis*; listed. China: Guangdong.
- Huang et al., 2000: 268–298, fig. 112 • *Neotermes taishanensis*; soldier described and figured; key. China.
- Ahmad and Akhtar, 2002: 5 • *Neotermes taishanensis*; catalog. China.

🌐 DISTRIBUTION: Oriental Region—China: Guangdong.

Neotermes tectonae (Dammerman, 1916)

Calotermes tectonae Dammerman, 1916: 98–100 (imago, soldier, worker), pls. 3–4.

TYPE DATA: Syntypes [probable]: ZMA imagoes, soldiers, workers [depository not certain], AMNH imago, soldier, nymph [labeled “probably cotype”].

TYPE LOCALITY: Indonesia: Java, near Samarang, Kedoeng-Djati.

- Kalshoven, 1930: 1–154, pls. 1–20 • *Kalotermes tectonae*; imago, soldier, nymphs described and figured; morphology; biology; damage; distribution. Java.
- Kemner, 1934b: 10, 12, 32, 34, 180, 240, pl. I, fig. 1 • *Neotermes tectonae*; synonymy; imago, soldier, nymph described; key; new combination. Indonesia: Java, Muna Island, Sulawesi.
- Jucci, 1937: 306 • *Calotermes tectonae*; biology.
- Light, 1937b: 16 • *Neotermes tectonae*; distribution. Indonesia: Java.
- Adamson, 1941: 412 • *Kalotermes tectonae*; cited.
- Kirby, 1941: 46 • *Neotermes tectonae*; protozoa.
- Kirby, 1942a: 105 • *Neotermes tectonae*; protozoa.
- Kirby, 1942b: 183, 192 • *Neotermes tectonae*; protozoa.
- Snyder, 1949a: 33 • *Neotermes tectonae*; catalog. Java.
- Grassé, 1949: figs. 97, 134 • *Neotermes tectonae*; imago head, thorax figured; caste developmental pathways.
- Ahmad, 1958: 42, 44 • *Neotermes tectonae*; key.
- Kalshoven, 1959a: 231–242 • *Neotermes tectonae*; biology; initial colonies; galleries. Java.
- Kalshoven, 1959b: 138–143 • *Neotermes tectonae*; initial infestation.
- Kalshoven, 1960a: 34, 35, 38, 39 • *Neotermes tectonae*; biology; ecology; distribution. Indonesia: Java. Sumatra.
- Roonwal and Sen-Sarma, 1960: 94, 97, 140, 143, 170, 233, 242, 249, 250, 256, 274, 275, fig. 42, pl. 64 • *Neotermes tectonae*; imago, soldier described and figured; key; distribution. Indonesia: Java, Muna Island, Sumatra.
- Krishna, 1961: 325, 391, 392, 394, 395, 398 • *Neotermes tectonae*; listed; protozoa.
- Harris, 1961a: 23, 111 • *Neotermes tectonae*; swarming; damage.
- Mathur and Thapa, 1962a: 18 • *Neotermes tectonae*; collection catalog. Indonesia.
- Roonwal and Maiti, 1966: 71, 75, 138 • *Neotermes tectonae*; synonymy; imago, soldier described; distribution. Indonesia: Irian Jaya, Java, Muna Island, Sumatra.
- Bodot, 1969: 41 • *Neotermes tectonae*; listed.
- Roonwal, 1970c: 323–324 • *Neotermes tectonae*; biology.
- Akhtar, 1975: 14 • *Neotermes tectonae*; comparisons.
- Chhotani, 1975b: 118 • *Neotermes tectonae*; distribution. Indonesia.

- Morimoto, 1975c: 49 • *Neotermes tectonae*; listed; distribution.
- Roonwal, 1975f: 403 • *Neotermes tectonae*; sex ratios.
- Roonwal, 1977d: 32–33 • *Neotermes tectonae*; wing microsculpturing.
- Thapa, 1982: 12–17, pls. 2–3 • *Neotermes tectonae*; imago, soldier, worker described and figured; synonymy; key. Indonesia; Malaysia.
- Salick and Tho, 1984: 547–561 • *Neotermes tectonae*; ecology; rainforest. Malaysia: Mainland.
- Jones et al., 1988: 98 • *Neotermes tectonae*; biology; dispersal flight; sex ratios.
- Roonwal and Chhotani, 1989: 88, 93 • *Neotermes tectonae*; sex ratios, biology and ecology discussed.
- Tho, 1992: 43, 197, 203, fig. 10A • *Neotermes tectonae*; soldier figured; new record. Malaysia.
- Jones et al., 1998: 101, table 1 • *Neotermes tectonae*; checklist; feeding; ecology. Malaysia: Sabah.
- Gathorne-Hardy et al., 2000a: 258 • *Neotermes tectonae*; checklist; ecology; biogeography; distribution. Indonesia: Java.
- Gathorne-Hardy et al., 2000b: 350 • *Neotermes tectonae*; checklist; ecology; distribution. Indonesia: Sulawesi.
- Jones, 2000: 271–286 • *Neotermes tectonae*; checklist; biology; ecology. Malaysia: Sabah.
- Ahmad and Akhtar, 2002: 5 • *Neotermes tectonae*; catalog. Indonesia: Java.
- Gathorne-Hardy, 2004: 115 • *Neotermes tectonae*; checklist; distribution. Malaysia: Mainland, Sabah; Indonesia: Java, Sumatra.

🌐 DISTRIBUTION: Oriental Region—Indonesia: Java, Sulawesi, Sumatra; Malaysia: Mainland, Sabah. ♦ Papuan Indonesia: Irian Jaya.

Neotermes tuberogulus Xu and Han, 1985

Neotermes tuberogulus Xu and Han, 1985: 234, 235–236, 242 (soldier), figs. 55–60.

TYPE DATA: Holotype: GIEC soldier. Paratypes: GIEC soldiers, nymphs.

TYPE LOCALITY: China: Guangdong Province: Guangzhou.

- Huang et al., 1989: 189–190, fig. 107 • *Neotermes tuberogulus*; soldier described and figured; key. China: Guangdong.
- Gao et al., 1992a: 35 • *Neotermes tuberogulus*; checklist; distribution. China: Guangdong.
- Hua, 2000: 23 • *Neotermes tuberogulus*; listed. China: Guangdong, Hong Kong.
- Huang et al., 2000: 270–271, fig. 113 • *Neotermes tuberogulus*; soldier described and figured; key. China.
- Ahmad and Akhtar, 2002: 5 • *Neotermes tuberogulus*; catalog. China.

🌐 DISTRIBUTION: Oriental Region—China: Guangdong, Hong Kong.

Neotermes undulatus Xu and Han, 1985

Neotermes undulatus Xu and Han, 1985: 228–229, 240 (soldier), figs. 25–30.

TYPE DATA: Holotype: GIEC soldier. Paratypes: GIEC soldiers, nymphs.

TYPE LOCALITY: China: Guangdong Province: Xuwen.

- Huang et al., 1989: 188–189, fig. 106 • *Neotermes undulatus*; soldier described and figured; key. China: Guangdong.
- Gao et al., 1992a: 35 • *Neotermes undulatus*; checklist; distribution. China: Guangdong.
- Gao, 1995a: 2 • *Neotermes undulatus*; checklist. Hong Kong.
- Gao et al., 1996: 61, 64–65, figs. 7–8 • *Neotermes undulatus*; soldier described and figured; key. Hong Kong.
- Hua, 2000: 23 • *Neotermes undulatus*; listed. China: Guangdong.

- Huang et al., 2000: 271–273, fig. 114 • *Neotermes undulatus*; soldier described and figured; key. China.
- Ahmad and Akhtar, 2002: 5 • *Neotermes undulatus*; catalog. China; Hong Kong.

🌐 DISTRIBUTION: Oriental Region—China: Guangdong, Hong Kong.

Neotermes venkateshwara Bose, 1984

Neotermes venkateshwara Bose, 1984: 23, 47–52 (soldier, pseudoworker), figs. 32–36.

TYPE DATA: Holotype: ZSI No. 536/H11 soldier. Paratypes: ZSI Nos. 536/H11, 538/H11 soldier, pseudoworkers.

TYPE LOCALITY: India: Tamil Nadu: Topslip.

- Roonwal and Chhotani, 1989: 271–274, figs. 149–150 • *Neotermes venkateshwara*; soldier, pseudoworker described and figured; synonymy; key. India.
- Ahmad and Akhtar, 2002: 5 • *Neotermes venkateshwara*; catalog. India.

🌐 DISTRIBUTION: Oriental Region—India: Tamil Nadu.

Neotermes voeltzkowi (Wasmann, 1897)

Calotermes voeltzkowi Wasmann, 1897b: 156–157 (soldier), pl. 11, figs. 5, 5a, pl. 12, fig. 37; described as “*Voeltzkowi*.”

TYPE DATA: Syntypes: NHRM soldiers, nymphs, AMNH soldier, nymphs, NHMM soldiers, nymphs.

TYPE LOCALITY: Madagascar: Majunga.

- Sjöstedt, 1900a: 37, 47, 218, 220, 235 • *Calotermes voeltzkowi*; soldier, nymph described; locality. Madagascar.
- Sjöstedt, 1904: 10, 20, 111, 113, 119 • *Calotermes voeltzkowi*; key; distribution.
- Desneux, 1904b: 24 • *Calotermes voeltzkowi*; reference list. Madagascar.
- Sjöstedt, 1907a: 12 • *Calotermes voeltzkowi*; listed.
- Holmgren, 1911a: 54 • *Calotermes* ?(*Neotermes*) *Voeltzkowi*; listed.
- Hegh, 1922: 345, 682 • *Calotermes* (*Neotermes*) *voeltzkowi*; biology; reference list; distribution.
- Sjöstedt, 1926d: 35, 41 • *Neotermes Voeltzkowi*; reference list; key; locality; new combination. Madagascar.
- Snyder, 1949a: 33 • *Neotermes voeltzkowi*; catalog; reference list. Madagascar.
- Cachan, 1949: 187, 205 • *Neotermes voeltzkowi*; key; synonymy; soldier described. Madagascar.
- Krishna, 1961: 325 • *Neotermes voeltzkowi*; listed.
- Van Boven, 1969a: 39 • *Neotermes voeltzkowi*; types listed.
- Paulian, 1970: 284 • *Neotermes voeltzkowi*; distribution. Europa Island.
- Eggleton and Davies, 2003: 657, table 8.26 • *Neotermes voeltzkowi*; checklist; distribution. Madagascar and associated coastal Islands.

🌐 DISTRIBUTION: Ethiopian Region—Madagascar.

Neotermes wagneri (Desneux, 1904)

Calotermes wagneri Desneux, 1904d: 286–287 (soldier).

TYPE DATA: Syntypes: MNHP soldiers.

TYPE LOCALITY: Brazil: Rio de Janeiro: Serra dos Orgãos.

- Desneux, 1904b: 24, pl. 1: fig. 5 • *Calotermes Wagneri*; reference list; soldier figured. Brazil.
- Holmgren, 1906: 667 • *Calotermes Wagneri*; distribution. Brazil.
- Holmgren, 1911a: 54 • *Calotermes* ?(*Neotermes*) *wagneri*; listed.
- Costa Lima, 1938: 359, 362, pls. 1, 2 • *Kalotermes* (*Neotermes*) *wagneri*; imago (previously unknown), soldier described and figured. Brazil.
- Costa Lima, 1941: 380, 381, 386, figs. 2, 11 • *Kalotermes* (*Neotermes*) *wagneri*; soldier figured; biology.
- Costa Lima, 1942: 1, 2, 3, figs. 1, 3 • *Kalotermes* (*Neotermes*) *wagneri*; imago, soldier described, wings, soldier figured. Brazil.
- Snyder, 1949a: 33 • *Neotermes wagneri*; catalog; reference list; new combination. Brazil.
- Krishna, 1961: 325 • *Neotermes wagneri*; listed.
- Harris, 1961a: 91, 105 • *Neotermes wagneri*; damage; distribution.
- Gonçalves and Silva, 1962: 194 • *Neotermes wagneri*; cited.
- Araujo, 1970d: 541–542 • *Neotermes wagneri*; biology; distribution.
- Araujo, 1977c: 21 • *Neotermes wagneri*; catalog. Brazil.
- Constantino, 1998b: 153 • *Neotermes wagneri*; catalog. Brazil.
- Constantino, 2002c: 356, table 1 • *Neotermes wagneri*; checklist; damage; distribution. Brazil.

🌐 DISTRIBUTION: Neotropical Region—Brazil: Bahia: Rio de Janeiro.

Neotermes yunnanensis Xu and Han, 1985

Neotermes yunnanensis Xu and Han, 1985: 233, 234, 235, 241–242 (soldier), figs. 49–54.

TYPE DATA: Holotype: GIEC soldier. Paratypes: GIEC soldiers, nymphs.

TYPE LOCALITY: China: Yunnan: Jinghong.

- Huang et al., 1989: 190–191, fig. 108 • *Neotermes yunnanensis*; soldier described and figured; key. China: Yunnan.
- Gao et al., 1992a: 35 • *Neotermes yunnanensis*; checklist; distribution. China: Yunnan.
- Hua, 2000: 23 • *Neotermes yunnanensis*; listed. China: Yunnan.
- Huang et al., 2000: 273–274, fig. 115 • *Neotermes yunnanensis*; soldier described and figured; key. China.
- Ahmad and Akhtar, 2002: 5 • *Neotermes yunnanensis*; catalog. China.

🌐 DISTRIBUTION: Oriental Region—China: Yunnan.

Neotermes zanclus Oliveira, 1979

Neotermes zanclus Oliveira, 1979b: 54–57 (soldier), figs. 18–26.

TYPE DATA: Holotype: MZUSP 4035 soldier. Paratypes: MZUSP soldiers.

TYPE LOCALITY: Brazil: Minas Gerais: Belo Horizonte.

- Fontes, 1983: 138 • *Neotermes zanclus*; additions and corrections to Araujo's catalog, 1977c.
- Constantino, 1998b: 153 • *Neotermes zanclus*; catalog. Brazil.

🌐 DISTRIBUTION: Neotropical Region—Brazil: Mato Grosso, Minas Gerais, Rio de Janeiro.

Neotermes zuluensis (Holmgren, 1913)

Calotermes (*Neotermes*) *zuluensis* Holmgren, 1913d: 322–323 (soldier).

TYPE DATA: Syntypes: NHRM soldiers, AMNH soldier, nymphs.

TYPE LOCALITY: South Africa: Zululand: Lake Sibayi.

- Fuller, 1921: 29 • *Neotermes zuluensis*; discussion. South Africa.
- Hegg, 1922: 346, 682 • *Calotermes (Neotermes) zuluensis*; biology; reference list; distribution.
- Sjöstedt, 1926d: 35, 41 • *Neotermes zuluensis*; reference list; key; locality; new combination. South Africa.
- Kirby, 1941: 39 • *Neotermes zuluensis*; protozoa.
- Kirby, 1942b: 201, 207 • *Neotermes zuluensis*; protozoa.
- Snyder, 1949a: 33 • *Neotermes zuluensis*; catalog; reference list. South Africa.
- Coaton, 1949b: 16, 65–69, fig. 11 • *Neotermes zuluensis*; imago (previously unknown), soldier described and figured; biology; distribution. South Africa.
- Coaton, 1950: 29, 31 • *Neotermes zuluensis*; key.
- Geyer, 1951: 235, 254–263, 269–293, 295, 296, 297, figs. 34, 36, 44, 51 • *Neotermes zuluensis*; morphology of reproductive organs; genitalia; phylogeny; characters.
- Krishna, 1961: 325, 392, 395 • *Neotermes zuluensis*; listed; protozoa.
- Springhetti and Oddone, 1964: 149 • *Neotermes zuluensis*; seminal vesicles.
- Bouillon and Mathot, 1971: table: no. 49 • *Neotermes zuluensis*; measurements.
- Roonwal, 1984: 10–11, 33, 34, figs. 3, 12a • *Neotermes zuluensis*; caudal abdominal sternites; reproductive organs described and figured; genitalia; accessory glands.
- Roonwal and Chhotani, 1989: 41 • *Neotermes zuluensis*; genitalia discussed.
- Uys, 2002: figs. 31–33 • *Neotermes zuluensis*; soldier, nest figured.

🌐 DISTRIBUTION: Ethiopian Region—South Africa.

†*Oligokalotermes* Nel, 1987

†*Oligokalotermes* Nel, 1987: 19.

TYPE SPECIES: *Oligokalotermes fischeri* Nel, 1987 by original designation.

- Thorne et al., 2000: 80 • *Oligokalotermes*; number of fossil species; age; distribution.

▲ 1 fossil species.

🌐 DISTRIBUTION: Palaearctic Region.

†*Oligokalotermes fischeri* Nel, 1987

†*Oligokalotermes fischeri* Nel, 1987: 19–20 (imago), figs. 2, 4.

TYPE DATA: Holotype: MNHP No. IPM-R.54340 imago. Paratypes: MNHP Nos. IPM-R.54341–54342 imagoes.

TYPE LOCALITY: France: Aix-en-Provence, Bouches-du-Rhône.

- Nel and Paicheler, 1993: 125–126, figs. 18–28 • *Oligokalotermes fischeri*; imago described and figured; type data; paleontology; distribution.

🌐 DISTRIBUTION: Palaearctic Region—France.

* FOSSIL RECORD: Cenozoic–Palaeogene: Oligocene.

Paraneotermes Light, 1934

Paraneotermes Light, 1934f: 208.

TYPE SPECIES: *Kalotermes simplicicornis* Banks, 1920 by monotypy.

- Emerson, 1942: 10 • *Paraneotermes*; listed.
- Snyder, 1949a: 33 • *Paraneotermes*; catalog; reference list.

- Emerson, 1955: 508 • *Paraneotermes*; number of species; distribution.
- Weidner, 1955f: 68 • *Paraneotermes*; number of species; distribution.
- Roonwal and Sen-Sarma, 1960: 98, 99 • *Paraneotermes*; key.
- Krishna, 1961: 336–338 • *Paraneotermes*; generic characters; key; reference list; phylogeny; distribution.
- Weesner, 1965: 34, 35 • *Paraneotermes*; key.
- Araujo, 1970d: 532 • *Proneotermes*; distribution; number of species in Neotropical Region.
- Morimoto, 1975b: 11 • *Paraneotermes*; key.
- Araujo, 1977c: 22 • *Paraneotermes*; catalog.
- Poole and Gentili, 1997: 494, 495 • *Paraneotermes*; listed.
- Constantino, 1998b: 153 • *Paraneotermes*; catalog.
- Fontes and Monteiro, 1998: 34 • *Paraneotermes*; etymology and pronunciation.

▲ 1 species.

🌐 DISTRIBUTION: Nearctic Region.

Paraneotermes simplicicornis (Banks, 1920)

Kalotermes simplicicornis Banks, 1920: 32 (soldier), fig. 19.

TYPE DATA: Holotype: USNM No. 21858 soldier. Paratype: MCZ No. 10545 soldier.

TYPE LOCALITY: USA: Texas: Laguna, on the Neuces River.

- Snyder, 1925e: 153 • *Kalotermes simplicicornis*; listed.
- Snyder, 1926f: 397, figs. 1, 2 • *Kalotermes simplicicornis*; habitat figured; locality. USA: Arizona.
- Light, 1927b: 467–492 • *Paraneotermes simplicicornis*; protozoa.
- Light, 1929b: 68, 71 • *Neotermes simplicicornis*; locality; new combination. Mexico: Baja California.
- Light, 1931b: 5, 7 • *Kalotermes (Neotermes) simplicicornis*; locality; biology. USA: Nevada.
- Light, 1933: 84, 100 • *Kalotermes (?) simplicicornis*; key; locality. Mexico.
- Light, 1934d: 131 • *Paraneotermes simplicicornis*; distribution. USA: California, Nevada, Texas; Mexico.
- Light, 1934f: 208, 209 • *Paraneotermes simplicicornis*; key.
- Light, 1934i: 311–313 • *Paraneotermes simplicicornis*; characters; biology; new combination.
- Light, 1934j: 337, 338 • *Paraneotermes simplicicornis*; key; economic importance; distribution. Mexico.
- Light, 1934g: 215, 216 • *Paraneotermes simplicicornis*; key.
- Light, 1937a: 423–463, pls. 15–17 • *Kalotermes (Paraneotermes) simplicicornis*; synonymy; imago, soldier described and figured; biology. USA: Arizona, California, Nevada, Texas.
- Light, 1937b: 18 • *Kalotermes (Paraneotermes) simplicicornis*; distribution.
- Kirby, 1942a: 131 • *Paraneotermes simplicicornis*; protozoa.
- Kirby, 1942b: 189 • *Paraneotermes simplicicornis*; protozoa.
- Light and Weesner, 1948: 54, 55–56 • *Paraneotermes simplicicornis*; synonymy; swarming. Arizona.
- Snyder, 1949a: 33 • *Paraneotermes simplicicornis*; catalog; reference list; synonymy. USA: Texas to California; Mexico.
- Ahmad, 1950: 81, fig. 5 • *Paraneotermes simplicicornis*; imago mandibles figured.
- Krishna, 1961: 336–338, 395, 396, 397, 398, figs. 23–26 • *Paraneotermes simplicicornis*; listed; imago, soldier figured; protozoa.
- Harris, 1961a: 100, 114 • *Paraneotermes simplicicornis*; damage.
- Mathur and Thapa, 1962a: 18 • *Paraneotermes simplicicornis*; collection catalog. USA.
- Weesner, 1965: 11, 32, 34, 35, 57, 58, 59, 60, figs. 12, 17, 18 • *Paraneotermes simplicicornis*; key; imago, soldier characters; imago, soldier figured; biology; distribution.
- Nutting, 1966a: 131–149, figs. 1–7 • *Paraneotermes simplicicornis*; flight; behavior.
- Nutting, 1970a: 1106 • *Paraneotermes simplicicornis*; colony size and composition. USA: Arizona.
- Weesner, 1970: 486–488 • *Paraneotermes simplicicornis*; biology.

- Morimoto, 1975b: 10, fig. 9 • *Paraneotermes simplicicornis*; soldier figured.
- Araujo, 1977c: 22 • *Paraneotermes simplicicornis*; catalog; synonymy. USA: California, New Mexico, Texas; Mexico.
- Yamin, 1979: 21–22 • *Paraneotermes simplicicornis*; protozoa; species included.
- Nutting, 1979b: 143 • *Paraneotermes simplicicornis*; swarming period.
- Nutting, 1990a: 1026, 1028, fig. 33.3 • *Paraneotermes simplicicornis*; key; imago, soldier figured.
- Bao, 1992: 243 • *Paraneotermes simplicicornis*; third antennal segment.
- Poole and Gentili, 1997: 494 • *Paraneotermes simplicicornis*; synonymy; distribution. North America.
- Constantino, 1998b: 153 • *Paraneotermes simplicicornis*; catalog; synonymy. USA: Arizona, California, Nevada, New Mexico, Texas; NW Mexico.
- Méndez-Montiel and Equihua-Martínez, 2001: 173–187 • *Paraneotermes simplicicornis*; checklist; diversity; distribution. Mexico.

Cryptotermes infumatus Banks, 1920: 38–39 (imago), pl. 1: fig. 1.

TYPE DATA: Holotype: USNM No. 21860 winged imago.

TYPE LOCALITY: USA: Texas: Cotula.

- Light, 1937a: 449 • *Cryptotermes infumatus*; synonymized with *simplicicornis*.

🌐 DISTRIBUTION: Nearctic Region—Mexico: Nayarit, Baja California; USA: Arizona, California, Nevada, Texas.

***Postelectrotermes* Krishna, 1961**

***Postelectrotermes* Krishna, 1961: 319.**

TYPE SPECIES: *Calotermes praecox* Hagen, 1858 by original designation.

- Ahmad, 1965: 7, 8 • *Postelectrotermes*; key.
- Bouillon and Mathot, 1965: 16, 76, 77 • *Postelectrotermes*; key.
- Bouillon and Mathot, 1971: table • *Postelectrotermes*; number of species in Ethiopian Region; soldier measurements.
- Chaudhry et al., 1972: 1 • *Postelectrotermes*; characters.
- Chhotani and Bose, 1973: 232 • *Postelectrotermes*; distribution. Indian region.
- Akhtar, 1974b: 88, 89, 96, 97, 100 • *Postelectrotermes*; distribution; ecology. Pakistan.
- Roonwal et al., 1974: 63 • *Postelectrotermes*; wing cuticular structures.
- Sen-Sarma, 1974: 450 • *Postelectrotermes*; ecology and biogeography.
- Chhotani, 1975b: 111–112 • *Postelectrotermes*; Oriental species discussed.
- Morimoto, 1975b: 9 • *Postelectrotermes*; key.
- Roonwal and Rathore, 1978b: 228 • *Postelectrotermes*; wing microsculpturing.
- Yamin, 1979: 22–23 • *Postelectrotermes*; protozoa; species included.
- Chhotani, 1980: 3, 9 • *Postelectrotermes*; Indian species; key.
- Roonwal, 1983b: 362 • *Postelectrotermes*; wing microsculpturing.
- Bose, 1984: 17–18 • *Postelectrotermes*; key; synonymy.
- Roonwal and Chhotani, 1989: 172–176 • *Postelectrotermes*; synonymy; characters; distribution and composition; key to species.
- Thakur, 1989b: 352 • *Postelectrotermes*; ecology.
- Akhtar and Ahmad, 1997: 213, 218 • *Postelectrotermes*; zoogeographical distribution. Pakistan.

▲ 17 species.


🌐 DISTRIBUTION: Ethiopian Region; Oriental Region; Palearctic Region.

Postelectrotermes amplus (Sjöstedt, 1925)***Neotermes amplus*** Sjöstedt, 1925: 53 (soldier).

TYPE DATA: Syntypes: NHRM soldiers.

TYPE LOCALITY: Madagascar.

- Sjöstedt, 1925: 53 • *Neotermes amplus*; listed.
- Sjöstedt, 1926d: 35, 38, fig. 9, pl. 1k • *Neotermes amplus*; soldier described and figured; reference list; key; remarks; locality. Madagascar.
- Kirby, 1944: 212 • *Neotermes amplus*; cited.
- Snyder, 1949a: 22 • *Neotermes amplus*; catalog. Madagascar.
- Cachan, 1949: 187, 200, fig. 5II • *Neotermes amplus*; key; synonymy; soldier described and figured. Madagascar.
- Krishna, 1961: 321 • *Postelectrotermes amplus*; listed; new combination.
- Buchli, 1966: 596 • *Neotermes amplus*; fungal parasites.
- Noiro, 1995b: 197–226 • *Postelectrotermes amplus*; gut morphology.
- Eggleton and Davies, 2003: 657, table 8.26 • *Postelectrotermes amplus*; checklist; distribution. Madagascar and associated coastal Islands.


 DISTRIBUTION: Ethiopian Region—Madagascar.

Postelectrotermes bhimi Roonwal and Maiti, 1965***Postelectrotermes bhimi*** Roonwal and Maiti, 1965: 255–261 (soldier, pseudoworker), figs. 1, 2.

TYPE DATA: Holotype: ZSI No. 4349/H8 soldier. Paratypes: ZSI No. 4350/H8 pseudoworkers, ZSI No. 4351/H8 pseudoworkers, FRI pseudoworkers, AMNH pseudoworkers.

TYPE LOCALITY: India: Kerala: Kottayam District: Vandiperiyar village [09°30'N, 77°05'E].

- Roonwal and Verma, 1971: 88, 89 • *Postelectrotermes bhimi*; key; distribution.
- Akhtar, 1974a: 29 • *Postelectrotermes bhimi*; comparisons.
- Sen-Sarma, 1974: 450 • *Postelectrotermes bhimi*; ecology and biogeography. India.
- Chhotani, 1975b: 117 • *Postelectrotermes bhimi*; distribution. India.
- Sen-Sarma et al., 1975: 64 • *Postelectrotermes bhimi*; list. India.
- Chhotani, 1977a: 29 • *Postelectrotermes bhimi*; distribution. India.
- Chhotani, 1980: 3, 10, fig. 1A • *Postelectrotermes bhimi*; soldier described and figured; distribution; host and pest status; biology and ecology; key. India.
- Bose, 1984: 18–20, fig. 3 • *Postelectrotermes bhimi*; key; synonymy; measurements; soldier figured; distribution; biology; remarks. India.
- Roonwal and Chhotani, 1989: 176–179, figs. 95–96 • *Postelectrotermes bhimi*; soldier, pseudoworker described and figured; synonymy; key. India.
- Thakur, 1989b: 358 • *Postelectrotermes bhimi*; distribution. India.
- Ahmad and Akhtar, 2002: 3 • *Postelectrotermes bhimi*; catalog. India.

 DISTRIBUTION: Oriental Region—India: Kerala.

Postelectrotermes bidentatus Ravan and Akhtar, 1999***Postelectrotermes bidentatus*** Ravan and Akhtar, 1999a: 67–70 (major and minor soldier, nymph), figs. 1, 2.

TYPE DATA: Holotype: ZUPL major soldier. Paratypes: ZUPL major and minor soldiers, nymphs.

TYPE LOCALITY: Iran: Zabul [Jalahi].

- Ravan and Akhtar, 1998: 9–26 • *Postelectrotermes bidentatus*; nomen nudum; feeding; ecology; distribution. Iran.

🌐 DISTRIBUTION: Palaearctic Region—Iran.

Postelectrotermes castaneiceps (Sjöstedt, 1914)

Calotermes castaneiceps Sjöstedt, 1914a: 4–6 (imago), fig. 1.

TYPE DATA: Holotype: NHRM winged imago.

TYPE LOCALITY: Madagascar: Fenoarivo Atsinanana (Fenerive) [17°21'S, 49°25'E].

- Sjöstedt, 1914a: 4, fig. 1 • *Neotermes castaneiceps*; new combination.
- Hegh, 1922: 346, 683 • *Calotermes castaneiceps*; biology; reference list; distribution.
- Sjöstedt, 1926d: 33, 36 • *Neotermes castaneiceps*; reference list; key; locality. Madagascar.
- Kirby, 1941: 57 • *Neotermes castaneiceps*; protozoa.
- Kirby, 1942b: 185, 200 • *Neotermes castaneiceps*; protozoa.
- Kirby, 1944: 209, 236 • *Kalotermes s.l. castaneiceps*; protozoa.
- Snyder, 1949a: 13 • *Kalotermes castaneiceps*; catalog. Madagascar.
- Cachan, 1949: 191, 206 • *Neotermes castaneiceps*; key; synonymy. Madagascar.
- Krishna, 1961: 321, 392, 393, 394, 399 • *Postelectrotermes castaneiceps*; listed; protozoa; new combination.
- Mathur and Thapa, 1962a: 12 • *Kalotermes castaneiceps*; collection catalog. Madagascar.

🌐 DISTRIBUTION: Ethiopian Region—Madagascar.

Postelectrotermes howa (Wasmann, 1897)

Calotermes howa Wasmann, 1897b: 157–158 (soldier, nymph), pl. 11: figs. 6, 6a, pl. 12: fig. 32.

TYPE DATA: Lectotype: NHMM soldier. Paralectotypes: NHMM nymphs, AMNH soldier.

LECTOTYPE DESIGNATION: Van Boven, 1969a: 39 [lectotype selection incorrectly credited to Emerson].

TYPE LOCALITY: Madagascar: Feonarivo Atsinanana (Fenerive).

- Sjöstedt, 1900a: 37, 46, 218, 220, 235 • *Calotermes howa*; soldier described; locality. Madagascar.
- Sjöstedt, 1904: 10, 19, 111, 113, 119 • *Calotermes howa*; key; characters; distribution.
- Desneux, 1904b: 23 • *Calotermes howa*; reference list. Madagascar.
- Sjöstedt, 1907a: 12 • *Calotermes howa*; cited.
- Holmgren, 1910a: 135 • *Calotermes howa* [sic]; cited.
- Holmgren, 1911a: 54 • *Calotermes* (?) *Neotermes howa*; listed.
- Hegh, 1922: 345, 682 • *Calotermes* (*Neotermes*) *howa*; biology; reference list; distribution.
- Sjöstedt, 1926d: 36, 42 • *Neotermes howa*; reference list; key; locality; new combination. Madagascar.
- Kirby, 1942b: 188 • *Neotermes howa*; protozoa.
- Kirby, 1944: 212, 238, 239 • *Neotermes howa*; protozoa.
- Snyder, 1949a: 26 • *Neotermes howa*; catalog; reference list; synonymy. Madagascar.
- Cachan, 1949: 186, 203–204 • *Neotermes howa*; key; synonymy; soldier described. Madagascar.
- Cachan, 1951: 4–5, figs. 9–14 • *Neotermes howa*; soldier described and figured. Madagascar [misspelled as *Mowa* in figure legends].
- Krishna, 1961: 321, 394, 397, 399 • *Postelectrotermes howa*; listed; protozoa; new combination.
- Van Boven, 1969a: 39 • *Neotermes howa*; types listed.
- Paulian, 1970: 282, 291 • *Postelectrotermes howa*; association; distribution. Madagascar; Mauritius.

- Ruelle, 1975b: 4 • *Postelectrotermes howa* form B Cachan; “paratypes” [= nontypes] listed.
- Bordereau et al., 1999: 159–164 • *Postelectrotermes howa*; distribution. Mauritius; Réunion.
- Eggleton and Davies, 2003: 657, table 8.26 • *Postelectrotermes howa*; checklist; distribution. Madagascar and associated coastal Islands.

Neotermes howa mauritiana Sjöstedt, 1926d: 42 (soldier).

TYPE DATA: Syntypes: NHRM soldiers.

TYPE LOCALITY: Mauritius.

- Moutia, 1936: 12–14, pl. 1: figs. 1–4 • *Kalotermes howa* var. *mauritiana*; imago, soldier described and figured; distribution. Mauritius.
- Kirby, 1942b: 188 • *Neotermes howa mauritiana*; protozoa.
- Moutia and Mamet, 1946: 467 • *Kalotermes (Neotermes) howa* [sic] *mauritiana*; distribution. Mauritius.
- Snyder, 1949a: 26 • *Neotermes howa mauritiana*; synonymized with *howa*.

🌐 DISTRIBUTION: Ethiopian Region—Madagascar; Mauritius; Réunion.

Postelectrotermes longiceps (Cachan, 1949)

Glyptotermes longiceps Cachan, 1949: 208–209 (soldier, nymph), fig. 9.

TYPE DATA: Syntypes: AMNH soldier, ISM soldiers, nymphs, NCIP soldiers [incorrectly cited as paratypes by Ruelle, 1975b].

TYPE LOCALITY: Madagascar: La Mandaka.

- Kirby, 1941: 57 • *Neotermes* sp. nov.; protozoa.
- Kirby, 1942b: 185, 200 • *Neotermes.l.* sp. nov.; protozoa.
- Kirby, 1944: 209 • *Neotermes* sp. nov.; protozoa.
- Krishna, 1961: 321, 392, 393, 394, 399 • *Postelectrotermes longiceps*; listed; protozoa; new combination.
- Mathur and Thapa, 1962a: 13 • *Kalotermes longiceps*; collection catalog. Madagascar.
- Buchli, 1966: 596 • *Glyptotermes longiceps*; fungal parasites [Paulian incorrectly cited as author].
- Ruelle, 1975b: 4 • *Postelectrotermes longiceps*; types listed.

Glyptotermes alaotranus Cachan, 1951: 6 (soldier), figs. 19–21.

TYPE DATA: Syntypes: ISM soldiers, nymphs, AMNH nymph.

TYPE LOCALITY: Madagascar: Lac Alaotrana [Manaloha].

- Krishna et al., this work • *Glyptotermes alaotranus*; synonymized with *longiceps*. **New Synonymy.**

🌐 DISTRIBUTION: Ethiopian Region—Madagascar.

Postelectrotermes longus (Holmgren, 1910)

Calotermes (Glyptotermes) longus Holmgren, 1910a: 142–143 (soldier).

TYPE DATA: Syntypes: ZIHS soldiers, AMNH soldier.

TYPE LOCALITY: Seychelles: Aldabra: Takamaka.

- Holmgren, 1911a: 56 • *Calotermes (Glyptotermes) longus*; listed. Madagascar.
- Hegh, 1922: 95, 346, 683 • *Calotermes (Glyptotermes) longus*; biology; reference list; distribution.
- Sjöstedt, 1926d: 42, 43 • *Glyptotermes longus*; reference list; key; biology; locality; new combination. Seychelles.

- Kirby, 1941: 58 • *Neotermes longus*; protozoa; new combination.
- Kirby, 1942b: 185, 200 • *Neotermes longus*; protozoa.
- Kirby, 1944: 209, 236 • *Neotermes longus*; protozoa.
- Snyder, 1949a: 17 • *Kalotermes longus*; catalog; reference list. Madagascar.
- Krishna, 1961: 321, 392, 393, 399 • *Postelectrotermes longus*; listed; protozoa; new combination.
- Paulian, 1961: 385 • *Calotermes (Glyptotermes) longus*; listed. Aldabra Island.
- Mathur and Thapa, 1962a: 13 • *Kalotermes longus*; collection catalog. Madagascar.
- Eggleton and Davies, 2003: 657, tables 8, 26 • *Kalotermes longus*; checklist; distribution. Madagascar and associated coastal Islands.

Proneotermes delphinensis Cachan, 1951: 1–2 (imago, soldier, pseudoworker), figs. 1–8.

TYPE DATA: Syntypes: ISM imagoes, soldiers, pseudoworkers, AMNH imago, pseudoworkers.

TYPE LOCALITY: Madagascar: Forêt de Manantanely, near Fort-Dauphin.

- Eggleton and Davies, 2003: 657, tables 8, 26 • *Kalotermes delphinensis*; checklist; distribution; new combination. Madagascar and associated coastal Islands.
- Krishna et al., this work • *Proneotermes delphinensis*; synonymized with *longus*. **New Synonymy.**

🌐 DISTRIBUTION: Ethiopian Region—Madagascar; Seychelles.

Postelectrotermes militaris (Desneux, 1904)

Calotermes militaris Desneux, 1904a: 146 (soldier, nymph).

TYPE DATA: Syntypes: RIB soldier [specific locality taken from label], AMNH soldier, nymph [specific locality taken from label].

TYPE LOCALITY: Sri Lanka [Ceylon]: Bogawantalawa.

- Desneux, 1904b: 24 • *Calotermes militaris*; reference list. Sri Lanka.
- Bugnion and Popoff, 1910b: 137 • *Calotermes militaris*; soldier described; comparisons. Sri Lanka.
- Holmgren, 1911a: 54, pl. 4: fig. 4 • *Calotermes (Neotermes) militaris*; listed; soldier figured. “Indian” [Sri Lanka].
- Escherich, 1911: 153, 154, 166, fig. 57 • *Calotermes militaris*; biology; damage figured.
- Holmgren, 1911c: 189, 209, pl. 2: fig. A • *Calotermes militaris*; soldier characters; key; locality. Sri Lanka.
- Holmgren, 1913c: 40–42, fig. 2, pl. 1: fig. 6 • *Calotermes (Neotermes) militaris*; imago, soldier, worker described; soldier figured; key; distribution. Sri Lanka.
- Bugnion, 1913d: 167 • *Calotermes militaris*; antennal articles. Sri Lanka.
- Green, 1913: 7 • *Calotermes militaris*; locality. Sri Lanka.
- Holmgren, 1913a: 277–278 • *Calotermes (Neotermes) militaris*; imago (previously unknown) described. Sri Lanka.
- Holmgren, 1914: 233 • *Calotermes (Neotermes) militaris*; locality. Sri Lanka.
- Kemner, 1926b: 380, 381 • *Calotermes militaris*; imago, soldier described. Sri Lanka.
- Jepson, 1927: 19–21 • *Calotermes militaris*; distribution. Sri Lanka.
- Jepson, 1931: 593 • *Calotermes (Neotermes) militaris*; distribution. Sri Lanka.
- Kirby, 1932: 417 • *Kalotermes (Neotermes) militaris*; protozoa.
- Margabandhu, 1934: 702, 703 • *Calotermes (Neotermes) militaris*; annotated reference list; biology.
- Light, 1937b: 15 • *Neotermes militaris*; distribution; new combination. Sri Lanka.
- Pinto, 1941: 81, figs. 7–16 • *Neotermes militaris*; imago, soldier, worker figured. Sri Lanka.
- Kirby, 1944: 200 • *Neotermes militaris*; protozoa.
- Snyder, 1949a: 29 • *Neotermes militaris*; catalog; reference list. Sri Lanka.

- Kirby, 1949b: 320, 347 • *Neotermes militaris*; protozoa.
- Lal and Menon, 1953: 18–20 • *Kalotermes (Neotermes) militaris*; catalog; systematic and biological reference list. Sri Lanka.
- Roonwal and Pant, 1953: 45 • *Neotermes militaris*; collection catalog. Sri Lanka.
- Ahmad, 1958: 39, 43 • *Neotermes militaris*; key.
- Roonwal and Sen-Sarma, 1960: 95, 140, 142, 188, 226–233, 256, 272, figs. 42, 43, pls. 55, 56 • *Neotermes militaris*; synonymy; key; imago, soldier, pseudoworker described and figured; distribution. Sri Lanka.
- Krishna, 1961: 321, 395, 399 • *Postelectrotermes militaris*; listed; protozoa; new combination.
- Harris, 1961a: 93, 94, 105, 110 • *Neotermes militaris*; damage; distribution.
- Mathur and Thapa, 1962a: 18 • *Neotermes militaris*; collection catalog. Sri Lanka.
- Ranaweera, 1962: 89, 90, 93, 101, figs. 1, 15 • *Neotermes militaris*; key; soldier figured; biology; damage; distribution. Sri Lanka.
- Ahmad, 1965: 9 • *Postelectrotermes militaris*; cited.
- Roonwal and Maiti, 1965: 261 • *Postelectrotermes militaris*; comparisons.
- Gisler, 1967: 144 • *Kalotermes militaris*; protozoa.
- Roonwal, 1970b: figs. 13a, 15a, b • *Postelectrotermes militaris*; imago pronotum and legs figured.
- Roonwal, 1970c: 321–322 • *Postelectrotermes militaris*; biology.
- Roonwal and Verma, 1971: 88, 89 • *Postelectrotermes militaris*; key; distribution.
- Akhtar, 1974a: 26, 29 • *Postelectrotermes militaris*; comparisons.
- Sen-Sarma, 1974: 423, 450 • *Postelectrotermes militaris*; ecology and biogeography. India; Sri Lanka.
- Chhotani, 1975b: 117 • *Postelectrotermes militaris*; distribution. Sri Lanka.
- Roonwal, 1977d: 32–33, figs. 1, 2 • *Postelectrotermes militaris*; also as *Naotermes [sic] militaris*; wing microsculpturing; wing figured.
- Mathot, 1978: 59 • *Postelectrotermes militaris*; collection catalog; types listed.
- Chhotani and Bose, 1979b: 18 • *Postelectrotermes militaris*; nesting behavior and nests. India.
- Chhotani, 1980: 3, 11–12, fig. 1B • *Postelectrotermes militaris*; imago, soldier described and figured; distribution; host and pest status; biology and ecology; key. Sri Lanka.
- Sen-Sarma, 1982: 142–146 • *Postelectrotermes militaris*; damage. Oriental Region.
- Roonwal, 1985b: figs. 4A, B • *Postelectrotermes militaris*; hind wing figured.
- Roonwal and Chhotani, 1989: 179–184, figs. 8e, 47a, 49a, b, 97–99 • *Postelectrotermes militaris*; imago, soldier, pseudoworker described and figured; synonymy; key. Sri Lanka.
- Ahmad and Akhtar, 2002: 3 • *Neotermes militaris*; catalog. Sri Lanka.

Calotermes militaris unidentatus Kemner, 1926b: 381–382 (soldier, nymph), fig. 1.

TYPE DATA: Syntypes (depository unknown): soldier, nymph [Roonwal and Chhotani, 1989 indicate a “holotype,” but the original description was based on more than one specimen; specimens may be in BMNH].

TYPE LOCALITY: Sri Lanka [Ceylon]: Bogaowantalawa [misprint for Bogawantalawa].

- Kalshoven, 1930: 56, 123 • *Kalotermes militaris* ab. *unidentatus*; listed.
- Margabandhu, 1934: 703 • *Calotermes militaris* ab. *unidentatus*; annotated reference list; biology.
- Pinto, 1941: 81 • *Neotermes militaris unidentatus*; identified as a “freak,” not a new form, and synonymized with *militaris*.
- Snyder, 1949a: 29 • *Neotermes militaris* var. *unidentatus*; catalog; reference list; listed as valid subspecies. Sri Lanka.
- Lal and Menon, 1953: 20 • *Kalotermes (Neotermes) militaris* var. *unidentatus*; catalog; reference list. Sri Lanka.

 DISTRIBUTION: Oriental Region—Sri Lanka.


***Postelectrotermes nayari* Roonwal and Verma, 1971**

***Postelectrotermes nayari* Roonwal and Verma, 1971: 83–87 (soldier, pseudoworker), figs. 1–3.**

TYPE DATA: Holotype: ZSI soldier. Paratypes: ZSI soldier, pseudoworker, UKZI soldier, pseudoworker, FRI soldier, pseudoworker, AMNH soldier.

TYPE LOCALITY: India: Kerala State: Trivandrum: Chackai [approx. 08°29'N, 76°59'E].

- Chhotani, 1975b: 117 • *Postelectrotermes nayari*; distribution. India.
- Chhotani, 1977a: 29 • *Postelectrotermes nayari*; distribution. India.
- Varma, 1977: 220–224, figs. 1–6 • *Postelectrotermes nayari*; imago (previously unknown) described and figured. India: Kerala.
- Varma, 1979a: 699 • *Postelectrotermes nayari*; corpora allata.
- Varma, 1979b: 229–236 • *Postelectrotermes nayari*; sternal gland; trail-laying.
- Varma, 1980: 551–556 • *Postelectrotermes nayari*; tergal gland; behavior.
- Varma, 1981: 180–185 • *Postelectrotermes nayari*; neurosecretory system; histology.
- Bose, 1984: 18, 20–21, fig. 4 • *Postelectrotermes nayari*; key; synonymy; measurements; soldier figured; distribution; biology; remarks. India.
- Varma, 1984: 239–244 • *Postelectrotermes nayari*; hormones; soldier differentiation.
- Roonwal and Chhotani, 1989: 14, 184–186, figs. 8f, 100 • *Postelectrotermes nayari*; imago, soldier, pseudoworker described and figured; synonymy; key. India.
- Thakur, 1989b: 358 • *Postelectrotermes nayari*; distribution. India.
- Ahmad and Akhtar, 2002: 3 • *Postelectrotermes nayari*; catalog. India.

 DISTRIBUTION: Oriental Region—India: Kerala.

***Postelectrotermes pakistanicus* Ahmad, 1986 [nomen nudum]**

***Postelectrotermes pakistanicus* Ahmad, 1986: 16 [nomen nudum; Pakistan: Baluchistan. Authorship given to Akhtar, who never described this species].**

 DISTRIBUTION: Palaearctic Region—Pakistan: Baluchistan.

***Postelectrotermes pasniensis* Akhtar, 1974**

***Postelectrotermes pasniensis* Akhtar, 1974a: 24–29 (imagoes, soldiers, nymphs), figs. 1–3.**

TYPE DATA: Holotype: ZMLP soldier. Paratypes: FRIP imagoes, soldiers, nymphs, FESG imagoes, soldiers, nymphs, AMNH imago, soldier, nymph, BMNH imagoes, soldiers, nymphs.

TYPE LOCALITY: Pakistan: Baluchistan: Pasni.

- Chaudhry et al., 1972: 1 • *Postelectrotermes pasniensis*; nomen nudum; biology; distribution. Pakistan.
- Akhtar, 1974b: 101 • *Postelectrotermes pasniensis*; distribution. Pakistan.
- Roonwal and Chhotani, 1989: 186–189, figs. 101–102 • *Postelectrotermes pasniensis*; imago, soldier described and figured; synonymy; key. Pakistan.
- Ravan and Akhtar, 1996: 85–95 • *Postelectrotermes pasniensis*; swarming; ecology; distribution. Iran.
- Ravan and Akhtar, 1998: 9–26 • *Postelectrotermes pasniensis*; feeding; ecology; distribution. Iran.
- Ravan and Akhtar, 1999a: 66 • *Postelectrotermes pasniensis*; distribution. Iran.
- Ravan and Akhtar, 1999b: 105–109 • *Postelectrotermes pasniensis*; swarming; sex ratio.
- Ahmad and Akhtar, 2002: 3 • *Postelectrotermes pasniensis*; catalog. Pakistan.
- Ghayourfar, 2002b: 152 • *Postelectrotermes pasniensis*; distribution. Iran.
- Ghayourfar, 2005a: 219 • *Postelectrotermes pasniensis*; distribution. Iran.

  DISTRIBUTION: Palaearctic Region—Iran; Pakistan: Baluchistan.

Postelectrotermes pishinensis (Ahmad, 1955)

Neotermes pishinensis Ahmad, 1955b: 206–207 (soldiers, nymphs), fig. 3.

TYPE DATA: Holotype: ZUPL soldier. Paratypes: AMNH soldier, nymphs.

TYPE LOCALITY: Pakistan: Baluchistan: District Quetta: Pishin.

- Ahmad, 1958: 42 • *Neotermes pishinensis*; key.
- Roonwal and Sen-Sarma, 1960: 95, 142, 236–239, 256, fig. 44 • *Postelectrotermes pishinensis*; synonymy; key; Ahmad's original description and figure of soldier reproduced; distribution. Pakistan.
- Krishna, 1961: 321 • *Postelectrotermes pishinensis*; listed; new combination.
- Ahmad, 1962: 67 • *Neotermes pishinensis*; distribution. Pakistan.
- Ahmad, 1965: 9 • *Postelectrotermes pishinensis*; remarks.
- Roonwal and Maiti, 1965: 261 • *Postelectrotermes pishinensis*; comparisons.
- Roonwal and Verma, 1971: 88, 89 • *Postelectrotermes pishinensis*; key; distribution.
- Akhtar, 1974b: 101 • *Postelectrotermes pishinensis*; distribution. Pakistan.
- Akhtar, 1974a: 29 • *Postelectrotermes pishinensis*; comparisons.
- Sen-Sarma, 1974: 450 • *Postelectrotermes pishinensis*; ecology and biogeography. Pakistan.
- Chhotani, 1975b: 117 • *Postelectrotermes pishinensis*; distribution. Pakistan.
- Ahmad, 1986: 16 • *Postelectrotermes pishinensis*; distribution. Pakistan: Baluchistan.
- Roonwal and Chhotani, 1989: 190–191, fig. 103 • *Postelectrotermes pasniensis*; soldier described and figured; synonymy; key. Pakistan.
- Ahmad and Akhtar, 2002: 3 • *Postelectrotermes pishinensis*; catalog. Pakistan.

 DISTRIBUTION: Palaearctic Region—Pakistan: Baluchistan.

Postelectrotermes praecox (Hagen, 1858)

Calotermes praecox Hagen, 1858c: 51–53, 242 (imago), pl. 3: fig. 3 [Hagen cites Wollaston as author, but Hagen is the one who described the species].

TYPE DATA: Lectotype: BMNH imago. Paralectotype: BMNH male imago.

LECTOTYPE DESIGNATION: Lamb, 1980: 50; ♀ imago.

TYPE LOCALITY: Madeira Island.

- Hagen, 1858b: 8 • *Calotermes praecox*; imago described, measured; synonymy; distribution.
- Hagen, 1865: 8 • *Calotermes praecox*; discussion; characters.
- Desneux, 1904b: 24 • *Calotermes praecox*; reference list. Madeira Island.
- Holmgren, 1911a: 54 • *Calotermes (Neotermes) praecox*; listed. Africa.
- Hegg, 1922: 682 • *Calotermes (Neotermes) praecox*; reference list; distribution.
- Grassé, 1939a: 180–182, fig. 1 • *Neotermes praecox*; soldier (previously unknown), imago described and figured; new combination. Madeira Island.
- Snyder, 1949a: 30 • *Neotermes praecox*; catalog; synonymy. Madeira Island.
- Krishna, 1961: 320, 321, 396, figs. 5, 6 • *Postelectrotermes praecox*; listed; forewing, leg figured; protozoa; new combination.
- Harris, 1961a: 155, 163 • *Neotermes praecox*; damage; distribution.
- Bouillon and Mathot, 1965: 76, pl. 6: fig. 10f • *Postelectrotermes* sp.; middle leg figured.
- Harris, 1970b: 299 • *Postelectrotermes praecox*; listed; distribution. Madeira Island.
- Morimoto, 1975b: 9, fig. 4 • *Postelectrotermes praecox*; middle leg figured.
- Roonwal, 1977d: 33 • *Postelectrotermes praecox*; wing microsculpturing.
- Lamb, 1980: 45–53, figs. 3–11 • *Postelectrotermes praecox*; synonymy; imago, soldier described and figured; distribution. Madeira Island.

Calotermes barreto Grassé, 1939a: 182–184 (soldier), fig. 2.

TYPE DATA: Syntypes: UPLE, AMNH soldier.

TYPE LOCALITY: Madeira (Madère): Serra d'Água.

- Snyder, 1949a: 13 • *Calotermes barreto*; catalog; synonymy. Madeira Island.
- Krishna, 1961: 321, 396 • *Postelectrotermes barreto*; listed; protozoa; new combination.
- Harris, 1970b: 299 • *Postelectrotermes barreto*; listed; distribution. Madeira Island.
- Lamb, 1980: 45 • *Postelectrotermes barreto*; synonymized with *praecox*.

🌐 DISTRIBUTION: Palaearctic Region—Madeira Islands.

***Postelectrotermes reunionensis* (Paulian, 1957) [nomen nudum]**

Neotermes reunionensis Paulian, 1957: 29 [nomen nudum; Emerson *in litt*, given as author; from Réunion Island].

- Krishna, 1961: 321 • *Postelectrotermes* n. sp. Réunion.
- Bordereau et al., 1999: 159–168 • *Neotermes reunionensis*; distribution. Réunion.

🌐 DISTRIBUTION: Ethiopian Region—Réunion Island.

***Postelectrotermes sordwanae* (Coaton, 1949)**

Glyptotermes sordwanae Coaton, 1949b: 72–75 (soldier), fig. 12.

TYPE DATA: Holotype: NCIP No. F 1407A soldier. Paratypes: NCIP Nos. 1407, 1408 soldiers, AMNH soldiers, nymphs, FRI soldier.

TYPE LOCALITY: South Africa: North Zululand: Jesser Point, Sordwana Beach.

- Coaton, 1950: 28, 31 • *Proglyptotermes sordwanae*; key; new combination.
- Krishna, 1961: 321 • *Postelectrotermes sordwanae*; listed; new combination.
- Mathur and Thapa, 1962a: 14 • *Kalotermes sordwanae*; collection catalog, Zululand.
- Bouillon and Mathot, 1965: 16, 37, 76, 77, fig. 10 • *Postelectrotermes sordwanae*; catalog; soldier figured. South Africa [*Glyptotermes* (?) *umtatae*, cited as a synonym, a typographical error for *sordwanae*, corrected by Bouillon, 1966: 16].
- Bouillon and Mathot, 1966: 16 • *Postelectrotermes sordwanae*; typographical error *umtatae* corrected to *sordwanae*.
- Bouillon and Mathot, 1971: table • *Postelectrotermes sordwanae*; measurements.
- Ruelle, 1975b: 4 • *Postelectrotermes sordwanae*; types listed.

🌐 DISTRIBUTION: Ethiopian Region—South Africa.

***Postelectrotermes tongyaii* Ahmad, 1965**

Postelectrotermes tongyaii Ahmad, 1965: 9–10 (imago), fig. 2.

TYPE DATA: Holotype: ZUPL imago.

TYPE LOCALITY: Thailand: Ka-Chong.

- Roonwal and Verma, 1971: 88, 89 • *Postelectrotermes tongyaii*; key; distribution.
- Morimoto, 1973a: 77 • *Postelectrotermes tongyaii*; listed.
- Akhtar, 1974a: 26 • *Postelectrotermes tongyaii*; comparisons.
- Chhotani, 1975b: 117 • *Postelectrotermes tongyii* [sic]; distribution. Thailand.
- Morimoto, 1975c: 49 • *Postelectrotermes tongyaii*; listed; distribution.

- Tho, 1992: 204 • *Postelectrotermes tongyaii*; listed.
- Ahmad and Akhtar, 2002: 3 • *Postelectrotermes tongyaii* [sic]; catalog. Thailand.
- Gathorne-Hardy, 2004: 115 • *Postelectrotermes tongyaii*; checklist; distribution. Malaysia: Mainland.
- Sorannuwat et al., 2004: 361 • *Postelectrotermes tongyaii*; checklist; distribution. Thailand.

🌐 DISTRIBUTION: Oriental Region—Thailand.

Postelectrotermes zabuliensis Raven and Akhtar, 1999

Postelectrotermes zabuliensis Raven and Akhtar, 1999a: 70–73 (major and minor soldier, nymph), figs. 3, 4.

TYPE DATA: Holotype: ZUPL major soldier. Paratypes: ZUPL major and minor soldiers, nymphs.

TYPE LOCALITY: Iran: Zabul [Jalahi].

- Raven and Akhtar, 1998: 9–26 • *Postelectrotermes zabuliensis*; nomen nudum; feeding; ecology; distribution. Iran.

🌐 DISTRIBUTION: Palaearctic Region—Iran.

Procryptotermes Holmgren, 1910

Procryptotermes Holmgren, 1910a: 139 [first introduced as a subgenus of *Calotermes* Hagen, 1858].

TYPE SPECIES: *Calotermes (Procryptotermes) fryeri* Holmgren, 1910 by original designation.

- Holmgren, 1910b: 285 • *Calotermes (Procryptotermes)*; listed; nomen nudum; *fryeri* cited as type species.
- Holmgren, 1911a: 10, 55 • *Calotermes (Procryptotermes)*; characters; species included; type species as *fryeri*; distribution.
- Sjöstedt, 1926d: 22, 23, 31 • *Procryptotermes*; reference list; key.
- Emerson, 1928b: 405 • *Calotermes (Procryptotermes)*; distribution.
- Emerson, 1942: 10 • *Procryptotermes*; listed.
- Tembrock, 1944: fig. 8 • *Procryptotermes*; map; species distribution.
- Snyder, 1949a: 36 • *Procryptotermes*; catalog; reference list; synonymy.
- Emerson, 1955: 508 • *Procryptotermes*; number of species; distribution.
- Weidner, 1955f: 68 • *Procryptotermes*; number of species; distribution.
- Calaby and Gay, 1959: 212 • *Procryptotermes*; zoogeography; number of species.
- Roonwal and Sen-Sarma, 1960: 98 • *Procryptotermes*; key.
- Krishna, 1961: 376–379 • *Procryptotermes*; generic characters; key; reference list; phylogeny; distribution.
- Webb, 1961: 9 • *Procryptotermes*; key.
- Roonwal and Chhotani, 1963b: 265–267 • *Procryptotermes*; synonymy; composition; distribution.
- Bouillon and Mathot, 1965: 16, 17, 76, 77, pl. 6: fig. 11c • *Procryptotermes*; key; characters; imago mandibles figured.
- Araujo, 1970d: 532 • *Procryptotermes*; distribution; number of species in Neotropical Region.
- Bess, 1970: 469 • *Procryptotermes*; number of species; distribution. Oceanic Islands.
- Bouillon and Mathot, 1971: table • *Procryptotermes*; number of species in Ethiopian Region; soldier measurements.
- Chhotani and Bose, 1973: 233 • *Procryptotermes*; distribution. Indian region.
- Sen-Sarma, 1974: 450–451 • *Procryptotermes*; ecology and biogeography.
- Chhotani, 1975b: 114–115 • *Procryptotermes*; Oriental species discussed.

- Morimoto, 1975b: 10 • *Procryptotermes*; key.
- Sen-Sarma et al., 1975: 2, 7, 36 • *Procryptotermes*; distribution and ecology; key. India.
- Gay, 1976b: 45 • *Procryptotermes*; discussion; species included.
- Araujo, 1977c: 22 • *Procryptotermes*; catalog.
- Yamin, 1979: 23 • *Procryptotermes*; protozoa; species included.
- Bose, 1984: 17–18, 56 • *Procryptotermes*; key; remarks.
- Roonwal and Chhotani, 1989: 353–356 • *Procryptotermes*; synonymy; characters; distribution and composition; key to species.
- Thakur, 1989b: 352 • *Procryptotermes*; ecology.
- Watson and Abbey, 1993b: 3 • *Procryptotermes*; remarks; Australian species.
- Constantino, 1998b: 153 • *Procryptotermes*; catalog.
- Fontes and Monteiro, 1998: 34 • *Procryptotermes*; etymology and pronunciation.
- Scheffrahn and Křeček, 2001: 530–532, 538 • *Procryptotermes*; discussion; species included; biology; key to New World species; distribution.
- Constantino, 2002a: 16 • *Procryptotermes*; key.

▲ 14 species.

🌐🌐🌐 DISTRIBUTION: Australian Region; Ethiopian Region; Neotropical Region; Oriental Region; Papuan Region.

Procryptotermes australiensis Gay, 1976

Procryptotermes australiensis Gay, 1976b: 46–48 (imago, soldier), figs. 1–7.

TYPE DATA: Holotype: ANIC No. 9044 soldier. Paratypes: ANIC No. 10 15286 imagoes, soldiers, workers, nymphs, AMNH imago, soldier [not type locality].

TYPE LOCALITY: Australia: Queensland: 15 km SW Bowen.

- Gay and Watson, 1982: 41 • *Procryptotermes australiensis*; key.
- Watson and Abbey, 1993b: 31, fig. 40 • *Procryptotermes australiensis*; distribution map.
- Watson et al., 1998: 184 • *Procryptotermes australiensis*; catalog; synonymy; distribution; ecology. Australia.

🌐 DISTRIBUTION: Australian Region—Australia: Northern Territory, Queensland.

Procryptotermes corniceps (Snyder, 1923)

Glyptotermes corniceps Snyder, 1923b: 92–93 (imago, soldier), pl. 8: figs. 1–3.

TYPE DATA: Holotype: USNM No. 26199 dealated imago. Paratypes: USNM imago, soldiers, workers, AMNH imago, soldier, nymph.

TYPE LOCALITY: Puerto Rico: Boqueron-Salinas.

- Snyder, 1925e: 155 • *Kalotermes (Calcaritermes) corniceps*; new combination.
- Wolcott, 1941: 42 • *Kalotermes (Calcaritermes) corniceps*; distribution. Puerto Rico.
- Ramos, 1946: 12 • *Procryptotermes corniceps*; discussion; distribution; new combination. Mona Island.
- Snyder, 1949a: 36 • *Procryptotermes corniceps*; catalog; reference list. Puerto Rico.
- Wolcott, 1950: 68 • *Kalotermes (Procryptotermes) corniceps*; distribution. Puerto Rico: Mona Island.
- Snyder, 1956b: 189, 193, 194, 197, 199 • *Procryptotermes corniceps*; key; distribution. Puerto Rico. *Procryptotermes* n. sp.; distribution. Jamaica.
- Krishna, 1961: 378 • *Procryptotermes corniceps*; listed; *Procryptotermes* n. sp.; listed.

- Krishna, 1962b: 13–16, figs. 7, 8 • *Procryptotermes corniceps*; synonymy; imago, soldier described and figured. Jamaica; Mona Island.
- Araujo, 1977c: 22 • *Procryptotermes corniceps*; catalog. Jamaica; Puerto Rico: Mona Island.
- Scheffrahn et al., 1990: 622, 624 • *Procryptotermes corniceps*; pest; distribution. Turks and Caicos Islands.
- Darlington, 1992: 104–109 • *Procryptotermes corniceps*; distribution; ecology. Guadeloupe.
- Clarke, 1994: 14 • *Procryptotermes corniceps*; checklist; distribution. Jamaica.
- Scheffrahn et al., 1994: 214, 216–219, 221–223, 226–229, 231, 232 • *Procryptotermes corniceps*; distribution. Antigua; British Virgin Islands; Cayman Islands; Cuba; Guadeloupe; Hispaniola; Dominican Republic; Jamaica; Montserrat; Puerto Rico: Mona Island; Turks and Caicos Islands.
- Kambhampati et al., 1996: 38–40, figs. 1, 2 • *Procryptotermes corniceps*; phylogeny based on DNA of m16S rRNA sequence data.
- Collins et al., 1997: 66, 67–68, 72 • *Procryptotermes corniceps*; ecology; hydrocarbons; distribution. British Virgin Islands.
- Haverty and Nelson, 1997: 927–964 • *Procryptotermes corniceps*; cuticular hydrocarbons; distribution. British Virgin Islands.
- Constantino, 1998b: 153 • *Procryptotermes corniceps*; catalog. Antilles: from Cuba to Guadeloupe; Turks and Caicos Islands.
- Scheffrahn et al., 1999: 299–305, fig. 1 • *Procryptotermes corniceps*; soldier figured; distribution. Puerto Rico.
- Scheffrahn, 1999: 303 • *Procryptotermes corniceps*; distribution. Puerto Rico; Turks and Caicos Islands; Providenciales Island.
- Scheffrahn and Křeček, 2001: 532–535, figs. 4a–c • *Procryptotermes corniceps*; key; synonymy; imago, soldier described and figured; distribution. Bahamas; Dominican Republic; Jamaica; Puerto Rico; St. Croix, St. John, St. Thomas; Turks and Caicos Islands.
- Constantino, 2002a: figs. 25–26 • *Procryptotermes corniceps*; soldier figured.
- Scheffrahn et al., 2003a: 185, 193, fig. 13 • *Procryptotermes corniceps*; soldier figured; key; distribution. Bahamas; Dominican Republic; Jamaica; Puerto Rico; Turks and Caicos Islands; US Virgin Islands.
- Cruz et al., 2004: 5 • *Procryptotermes corniceps*; checklist; distribution. Cuba.
- Haverty et al., 2005: 2119–2151 • *Procryptotermes corniceps*; fecal pellets; cuticular hydrocarbons; chemotaxonomy.
- Scheffrahn et al., 2006: 476, fig. 2K • *Procryptotermes corniceps*; soldier figured; key; synonymy; distribution.

🌐 DISTRIBUTION: Neotropical Region—Bahamas; British Virgin Islands; Cuba; Dominican Republic; Guadeloupe; Jamaica; Providenciales Island; Puerto Rico; Turks and Caicos Islands; US Virgin Islands.

Procryptotermes dhari Roonwal and Chhotani, 1963

Procryptotermes dhari Roonwal and Chhotani, 1963b: 267–273 (soldier, pseudoworker), fig. 1, pl. 1.

TYPE DATA: Holotype: ZSI No. 2995/H8 soldier. Paratypes: ZSI Nos. 2996/H8, 2997/H8 soldiers, pseudoworkers, FRI soldier, pseudoworkers, IARI soldier, pseudoworkers, AMNH soldier, pseudoworkers.

TYPE LOCALITY: India: Tamil Nadu: Coimbatore, grounds of the Agricultural College [approx. 11°00'N, 77°00'E].

- Chhotani, 1975b: 119 • *Procryptotermes dhari*; distribution. India.
- Sen-Sarma et al., 1975: 36 • *Procryptotermes dhari*; distribution and ecology. India.
- Chhotani, 1977a: 29 • *Procryptotermes dhari*; distribution. India.

- Bose, 1979: 53, 57–59, fig. 3 • *Procryptotermes dhari*; imago (previously unknown) described and figured; distribution. India.
- Thakur, 1980b: 123, 125, fig. 2 • *Procryptotermes dhari*; soldier figured; ecology; distribution. India.
- Bose, 1984: 56–58, figs. 41, 42 • *Procryptotermes dhari*; key; synonymy; measurements; imago and soldier figured; distribution; biology. India.
- Roonwal and Chhotani, 1989: 356–360, figs. 193–195 • *Procryptotermes dhari*; imago, soldier, pseudoworker described and figured; synonymy; key. India.
- Thakur, 1989b: 358 • *Procryptotermes dhari*; distribution. India.
- Ahmad and Akhtar, 2002: 9 • *Procryptotermes dhari*; catalog. India.

🌐 DISTRIBUTION: Oriental Region—India: Tamil Nadu.

Procryptotermes dioscurae Harris, 1954

Procryptotermes dioscurae Harris, 1954c: 493–494 (imago), fig. 1.

TYPE DATA: Holotype: BMNH alate ♀. Paratypes: BMNH alates.

TYPE LOCALITY: Yemen: Socotra; Bajin.

- Krishna, 1961: 378 • *Procryptotermes dioscurae*; listed.
- Harris, 1961a: fig. 20 • *Procryptotermes dioscurae* [sic]; imago, wings figured.
- Krishna, 1962b: 16 • *Procryptotermes dioscurae*; comparisons.
- Bouillon and Mathot, 1965: 39 • *Procryptotermes dioscurae*; catalog. Socotra Island.
- Bouillon and Mathot, 1971: table • *Procryptotermes dioscurae*; measurements.

🌐 DISTRIBUTION: Ethiopian Region—Yemen.

Procryptotermes edwardsi Scheffrahn, 1999

Procryptotermes edwardsi Scheffrahn, 1999: 300–304 (imago, soldier), figs. 1, 2.

TYPE DATA: Holotype: AMNH soldier. Paratypes: AMNH imago (morphotype), soldiers, USNM imagoes, soldier, FTLD imagoes, soldier, FTLD imagoes, FTLD soldiers.

TYPE LOCALITY: Jamaica: Cousin Cave [18.441°N, 78.235°W].

- Scheffrahn et al., 1999: 299–305, fig. 1 • *Procryptotermes edwardsi*; imago, soldier described; soldier figured; distribution. Jamaica.
- Scheffrahn and Křeček, 2001: 537–538 • *Procryptotermes edwardsi*; distribution; synonymy; key. Cayman Islands; Cuba; Jamaica.

🌐 DISTRIBUTION: Neotropical Region—Cayman Islands; Cuba; Jamaica.

Procryptotermes falcifer Krishna, 1962

Procryptotermes falcifer Krishna, 1962b: 16–19 (imago, soldier), figs. 9, 10.

TYPE DATA: Holotype: AMNH soldier. Paratypes: AMNH soldiers, nymphs, AMNH soldiers, nymphs [not type locality], NCIP soldiers.

TYPE LOCALITY: Réunion: 1.6 km E of Port de Galles [20°54'S, 55°16'E].

- Kirby, 1941: 35 • *Procryptotermes* sp. nov.; protozoa.
- Kirby, 1942b: 183, 192 • *Procryptotermes* sp. nov.; protozoa.
- Paulian, 1957: 29 • *Procryptotermes* n. sp.
- Krishna, 1961: 378 • *Procryptotermes* n. sp. from Réunion; listed.
- Paulian, 1970: 285 • *Procryptotermes falcifer*; distribution. Mascarene Island.

- Ruelle, 1975b: 4 • *Procryptotermes falcifer*; types listed.
- Bordereau et al., 1999: 159–164 • *Procryptotermes falcifer*; distribution. Réunion Island; Mauritius.

🌐 DISTRIBUTION: Ethiopian Region—Mauritius; Réunion.

Procryptotermes fryeri (Holmgren, 1910)

Calotermes (Procryptotermes) fryeri Holmgren, 1910a: 139–140 (imago, soldier, pseudoworker).

TYPE DATA: Syntypes: ZIHS imagoes, soldiers, pseudoworkers, IEA soldier, AMNH imagoes, soldier, pseudoworkers.

TYPE LOCALITY: Seychelles: Aldabra: Takamaka.

- Holmgren, 1911d: 550 • *Calotermes (Procryptotermes) fryeri*; listed.
- Holmgren, 1911a: 55, pl. 4: figs. 11, 12 • *Calotermes (Procryptotermes) Fryeri*; listed; soldier figured. Madagascar.
- Hegg, 1922: 95, 346, 682 • *Calotermes (Procryptotermes) Fryeri*; biology; reference list; distribution.
- Sjöstedt, 1926d: 31 • *Procryptotermes Fryeri*; reference list; key; locality; new combination. Seychelles.
- Snyder, 1949a: 36 • *Procryptotermes fryeri*; catalog; reference list. Aldabra Island.
- Ahmad, 1950: 81, fig. 5 • *Procryptotermes fryeri*; imago mandibles figured.
- Krishna, 1961: 378, figs. 73–76 • *Procryptotermes fryeri*; listed; imago, soldier figured.
- Paulian, 1961: 385 • *Calotermes (Procryptotermes) fryeri*; listed. Aldabra Island.
- Krishna, 1962b: 16, 18 • *Procryptotermes fryeri*; comparisons.
- Bouillon and Mathot, 1965: 76, 77, pl. 6: fig. 11 • *Procryptotermes fryeri*; imago mandibles, soldier figured.
- Eggleton and Davies, 2003: 657, table 8.26 • *Procryptotermes fryeri*; checklist; distribution. Madagascar and associated coastal Islands.

🌐 DISTRIBUTION: Ethiopian Region—Seychelles.

Procryptotermes hesperus Scheffrahn and Křeček, 2001

Procryptotermes hesperus Scheffrahn and Křeček, 2001: 535–536 (imago, soldier), figs. 4d–f, 5.

TYPE DATA: Holotype: FTLD soldier. Paratypes: FTLD imagoes, soldiers [some type material to be deposited at AMNH and USNM fide Scheffrahn and Křeček, 2001], FTLD imagoes [not type locality], FTLD imagoes, soldiers [several series from non-type localities].

TYPE LOCALITY: Bahamas: North Andros Island, 3 km SE Coakley Town [24.72°N, 77.78°W].

- Scheffrahn et al., 2006: 476, figs. 2J, 3K • *Procryptotermes hesperus*; soldier, imago figured; key; synonymy; distribution. Bahamas; Cuba; Mexico.

🌐 DISTRIBUTION: Neotropical Region—Bahamas; Cuba; Mexico.

Procryptotermes hunsurensis Thakur, 1975

Procryptotermes hunsurensis Thakur, 1975d: 29–36 (imago, soldier, pseudoworker), figs. 1–3.

TYPE DATA: Holotype: FRI soldier. Paratypes: FRI imago, soldiers, pseudoworkers, ZSI soldier, pseudoworkers.

TYPE LOCALITY: India: Mysore: Kalbetta, Hunsur.

- Sen-Sarma et al., 1975: 51 • *Procryptotermes hunsurensis*; distribution and ecology; key. India.
- Chhotani, 1977a: 29 • *Procryptotermes hunsurensis*; distribution. India.
- Bose, 1984: 56–60, figs. 43, 44 • *Procryptotermes hunsurensis*; key; synonymy; measurements; imago, soldier figured; distribution. India.
- Thakur, 1989b: 358 • *Procryptotermes hunsurensis*; distribution. India.
- Ahmad and Akhtar, 2002: 9 • *Procryptotermes hunsurensis*; catalog. India.

🌐 DISTRIBUTION: Oriental Region—India: Karnataka.

Procryptotermes krishnai Emerson, 1961

Procryptotermes krishnai Krishna, 1961: 376, 378 (soldier) [Hill, 1942: 73 described imagoes and soldiers as *Calotermes (Cryptotermes) canalensis* Holmgren, N. and K. Snyder, 1949a: 36 placed *canalensis* under *Procryptotermes*. Emerson, in manuscript proposed the name *krishnai* for the soldiers, which had been misidentified by Hill, 1942: 73. Krishna, 1961: 376, 378 extracted this name from the card catalog, published the name, and attributed it to Emerson, who is therefore the author (ICZN, 1999, art. 50.1.1. Krishna mistakenly referred to it as a “new name”; however, this is not a new name but a new species name, with the types being the 6 soldiers cited by Hill].

TYPE DATA: Syntypes: ANIC soldiers, AMNH soldiers [associated nymphs not part of the type series, as they were not mentioned by Krishna, 1961], NCIP soldier [incorrectly cited as paratype by Ruelle, 1975b].

TYPE LOCALITY: New Caledonia: Noumea.

- Hill, 1942: 72–74, fig. 30 • *Calotermes (Cryptotermes) canalensis* [soldier only]; soldier described and figured, distribution. New Caledonia: Noumea only].
- Snyder, 1949a: 36 • *Procryptotermes canalensis* [soldier only]; catalog. New Caledonia [Loyalty Islands only].
- Krishna, 1962b: 19–21, fig. 11 • *Procryptotermes krishnai*; synonymy; imago (previously unknown), soldier described; imago figured. New Caledonia.
- Bess, 1970: 471 • *Procryptotermes krishnai*; distribution.
- Ruelle, 1975b: 4 • *Procryptotermes krishnai*; types listed.

🌐 DISTRIBUTION: Papuan Region—New Caledonia.

Procryptotermes leewardensis Scheffrahn and Křeček, 2001

Procryptotermes leewardensis Scheffrahn and Křeček, 2001: 536–537 (imago, soldier), figs. 4g–i.


TYPE DATA: Holotype: FTLD soldier. Paratypes: FTLD imagoes, soldiers [some type material to be deposited at AMNH and USNM fide Scheffrahn and Křeček, 2001], FTLD imagoes, soldiers [several series from non-type localities].

TYPE LOCALITY: St. Martin: 1 km E Marigot [18.08°N, 63.07°W].

🌐 DISTRIBUTION: Neotropical Region—Anguilla; Guadeloupe; Montserrat; St. Kitts and Nevis Islands; St. Martin; St. Barthelemy.

***Procryptotermes malekulae* Gross, 1975 [nomen nudum]**

***Procryptotermes malekulae* Gross, 1975: 411 [nomen nudum; from New Hebrides (Malekula and Efate)].**

 DISTRIBUTION: Papuan Region—Vanuatu [New Hebrides].

***Procryptotermes rapae* (Light and Zimmerman, 1936)**

***Kalotermes rapae* Light and Zimmerman, 1936: 5–9 (imago, soldier, pseudoworker), fig. 1.**

TYPE DATA: Holotype: BPBM soldier [types collected from 7 localities, but type locality not specific in publication]. Paratypes: AMNH queen, soldiers, pseudoworkers, USNM soldiers, pseudoworkers, AMNH imagoes, soldier, pseudoworkers, BPBM imago, “paratypes” [castes of paratypes not specified], CAS “paratypes” [castes and localities not specified], NCIP soldier.

TYPE LOCALITY: Rapa: specific location unknown.

- Snyder, 1949a: 37 • *Procryptotermes rapae*; catalog; new combination. Rapa Island.
- Krishna, 1961: 378 • *Procryptotermes rapae*; listed.
- Krishna, 1962b: 21 • *Procryptotermes rapae*; comparisons.
- Mathur and Thapa, 1962a: 19 • *Procryptotermes rapae*; collection catalog. French Polynesia.
- Bess, 1970: 471 • *Procryptotermes rapae*; distribution. Rapa Island.
- Ruelle, 1975b: 4 • *Procryptotermes rapae*; types listed.

 DISTRIBUTION: Papuan Region—French Polynesia: Rapa.


***Procryptotermes speiseri* (Holmgren and Holmgren, 1915)**

***Calotermes (Procryptotermes) speiseri* Holmgren and Holmgren, 1915: 91–92 (soldier).**

TYPE DATA: Syntypes: NHMB soldiers.

TYPE LOCALITY: Vanuatu (New Hebrides): Ambrym.

- Hill, 1927a: 11 • *Calotermes (Cryptotermes) speiseri*; locality. New Hebrides.
- Hill, 1942: 7, 11, 74, 82 • *Calotermes (Cryptotermes) speiseri*; soldier described; synonymy; distribution. New Hebrides.
- Snyder, 1949a: 37 • *Procryptotermes speiseri*; catalog; reference list; new combination. New Hebrides.
- Krishna, 1961: 378 • *Procryptotermes speiseri*; listed.
- Krishna, 1962b: 21–23, fig. 12 • *Procryptotermes speiseri*; synonymy; soldier described and figured. New Hebrides.
- Bess, 1970: 471 • *Procryptotermes speiseri*; listed; distribution.
- Gross, 1975: 411 • *Procryptotermes speiseri*; checklist; distribution. New Hebrides.

 DISTRIBUTION: Papuan Region—Vanuatu (New Hebrides).

***Procryptotermes valeriae* Bose, 1979**

***Procryptotermes valeriae* Bose, 1979: 53–57 (imago, soldier, pseudoworker), figs. 1, 2.**

TYPE DATA: Holotype: ZSI No. 543/H11 soldier. Paratypes: ZSI Nos. 544/H11, 545/H11 imago, soldiers, pseudoworkers.

TYPE LOCALITY: India: Tamil Nadu: between 11–12 milestones from Nagercoil, Tirunelveli-Nagercoil Road.

- Bose, 1984: 56–57, 60–61, figs. 45, 46 • *Procryptotermes valeriae*; key; synonymy; measurements; imago, soldier figured; distribution; biology. India.
- Roonwal and Chhotani, 1989: 364–367, figs. 198–199 • *Procryptotermes* species?; imago, soldier, pseudoworker described and figured; synonymy; key. India.
- Ahmad and Akhtar, 2002: 9 • *Procryptotermes valeriae*; catalog. India.

🌐 DISTRIBUTION: Oriental Region—India: Tamil Nadu.

†*Proelectrotermes* Rosen, 1913

†*Proelectrotermes* Rosen, 1913a: 331 [first introduced as a subgenus of *Calotermes* Hagen, 1858].

TYPE SPECIES: *Calotermes berendtii* Pictet, 1856 by original designation.

- Emerson, 1942: 10 • *Proelectrotermes*; listed.
- Snyder, 1949a: 356 • *Proelectrotermes*; catalog; reference list; listed under Electrotermitinae.
- Emerson, 1955: 507 • *Proelectrotermes*; number of species; distribution.
- Weidner, 1955f: 68 • *Proelectrotermes*; number of species; distribution.
- Krishna, 1961: 317 • *Proelectrotermes*; generic characters; key; reference list; distribution.
- Emerson, 1969: 14–15 • *Proelectrotermes*; characters.
- Morimoto, 1975b: 11 • *Proelectrotermes*; key.
- Araujo, 1977c: 70 • *Proelectrotermes*; catalog.
- Carpenter, 1992: 140, fig. 83 • *Proelectrotermes*; characters; wing and leg figured; species included; fossil distribution.
- Spahr, 1992: 31 • *Proelectrotermes*; synonymy.
- Fontes and Monteiro, 1998: 35 • *Proelectrotermes*; etymology and pronunciation.
- Fontes and Vulcano, 1998: 279 • *Proelectrotermes*; fossil catalog. New World.
- Thorne et al., 2000: 80 • *Proelectrotermes*; number of fossil species; age; distribution.
- Engel and Krishna, 2001a: 100–104 • *Proelectrotermes*; petition to place on Official List of Generic Names in Zoology with type species *T. berendtii*.
- ICZN, 2002: 209 • *Proelectrotermes*; placed on Official List of Generic Names in Zoology; type species *Termes berendtii*, by original designation and monotypy.
- Fontes and Vulcano, 2004: 350 • *Proelectrotermes*; fossil catalog. New World.
- Engel et al., 2007a: 23 • *Proelectrotermes*; synonymy; characters; comments.
- Engel et al., 2007b: 12 • *Proelectrotermes*; synonymy; characters, species included.

†*Neotermes* Armbruster, 1941: 18 [proposed as a subgenus of *Calotermes*].

TYPE SPECIES: *Calotermes (Neotermes) roseni* Armbruster, 1941 by original designation.

- Emerson, 1971: 297 • *Neotermes*; synonymized with *Proelectrotermes*.

▲ 5 fossil species.

🌐🌐🌐 DISTRIBUTION: Nearctic Region; Oriental Region; Palaearctic Region.

†*Proelectrotermes berendtii* (Pictet, 1856)

†*Termes berendtii* Pictet in Pictet-Baraban and Hagen, 1856: 49–50 (imago), pl. 5: fig. 2]; placed by Pictet in “Gruppe” *Kalotermes*. [This specific name is a nomen nudum from Pictet, 1854: 370 and from Hagen, 1854: 222–224]. Emerson, 1969: 16 states that the authorship should be credited to Hagen (in Pictet, 1856), who obviously wrote the description].

TYPE DATA: Neotype: CMNH imago.

NEOTYPE DESIGNATION: Krishna, 1961: 318.

TYPE LOCALITY: “East Prussia”: ex baltic amber, see Krishna, 1961: 318.

- Hagen, 1854: 222–223 • *Kalotermes Berendtii*; nomen nudum; listed; locality.
- Pictet, 1854: 370 • *Termes Berendtii*; nomen nudum; listed.
- Hagen, 1855: 306, 309 • *Kalotermes Berendtii*; discussion; new combination.
- Pictet-Baraban and Hagen, 1856: 49 • *Termes Berendtii*; discussion.
- Hagen, 1858b: 7–8 • *Calotermes Berendtii*; imago described; synonymy; distribution.
- Hagen, 1858c: 49–51 • *Calotermes Berendtii*; imago described; synonymy; distribution.
- Hagen, 1862a: 58 • *Kalotermes Berendtii*; listed.
- Handlirsch, 1907: 697 • “*Calotermes*” *Berendti* [sic]; listed; synonymy; credited to Hagen.
- Rosen, 1913a: 331 • *Calotermes (Proelectrotermes) berendtii*; listed; made type of new subgenus *Proelectrotermes*.
- Snyder, 1925d: chart 1 • *Proelectrotermes (Kalotermes) berendtii*; listed.
- Pongrácz, 1926: 28 • *Calotermes Berendti* [sic]; discussion.
- Statz, 1939: table 4 • *Proelectrotermes berendtii*; listed; paleontology; new combination.
- Snyder, 1949a: 357 • *Proelectrotermes berendtii*; catalog; reference list. Baltic amber: Eocene.
- Bachofen-Echt, 1949: 96 • *Calotermes berendtii*; listed. Baltic amber.
- Andrée, 1951: 50 • *Calotermes berendtii*; discussion.
- Weidner, 1955b: 65, 70–71, fig. 6 • *Proelectrotermes berendti* [sic]; imago described and figured; synonymy; ecology.
- Weidner, 1956a: 364 • *Proelectrotermes berendti* [sic]; listed; fecal pellets.
- Krishna, 1961: 317–318, 332, figs. 1–2 • *Proelectrotermes berendtii*; also as *berebdtii* [sic]; listed; forewing, leg figured.
- Emerson, 1969: 15–19, fig. 4 • *Proelectrotermes berendti* [sic]; imago described and figured; synonymy; paleontology; locality. Baltic Amber: Oligocene [now dated as Eocene].
- Burnham, 1978: 88 • *Proelectrotermes berendti* [sic]; listed.
- Spahr, 1992: 31 • *Proelectrotermes berendti* [sic]; synonymy; amber fossil.
- Nel and Paicheler, 1993: 118 • *Proelectrotermes berendti* [sic]; type data; paleontology; distribution.
- Weitschat and Wichard, 1998: 110 • *Proelectrotermes berendti* [sic]; listed. Baltic amber.
- Engel and Krishna, 2001a: 101–102 • *Proelectrotermes berendtii*; proposed designation of *Termes berendtii* as type species for *Proelectrotermes* von Rosen, 1913.
- ICZN, 2002: 209 • *Proelectrotermes berendtii*; placed on the Official List of Specific Names in Zoology.
- Engel et al., 2007b: 12 • *Proelectrotermes berendtii*; listed. Baltic amber.
- Engel et al., 2009: 23, 24, 26, figs. 3, 4 • *Proelectrotermes berendtii*; character-state coding; phylogeny; geological time.

†*Termes (Kalotermes) gedanensis* Pictet-Baraban and Hagen, 1856: 49 [**nomen nudum**; name introduced in synonymy with *Termes (Kalotermes) Berendtii* and therefore unavailable].

🌐 DISTRIBUTION: Palaearctic Region—Poland.

* FOSSIL RECORD: Cenozoic–Palaeogene: Eocene.

†*Proelectrotermes fodinae* (Scudder, 1883)

†*Parotermes fodinae* Scudder, 1883: 141 (imago).

TYPE DATA: Lectotype: MCZ No. 4110 imago. Paralectotypes: MCZ Nos. 270, 277, 278 imagos.

LECTOTYPE DESIGNATION: Emerson, 1969: 22.

TYPE LOCALITY: USA: Colorado: Florissant.

- Scudder, 1890: 105, 108, 112–113, 624, pl. 12: figs. 3, 22 • *Parotermes fodinae*; imago described and figured; distribution; paleontology; key.

- Handlirsch, 1907: 698 • *Parotermes Fodinae*; listed; synonymy.
- Rosen, 1913a: 327 • *Parotermes fodinae*; listed.
- Cockerell, 1913: 6–7 • *Parotermes fodinae*; discussion.
- Snyder, 1925d: 159, chart 1 • *Parotermes fodinae* [also as *Kalotermes (Parotermes) fodinae*] discussion.
- Pongrácz, 1926: pl. 5 • *Parotermes fodinae*; phylogeny.
- Emerson, 1933b: 189 • *Parotermes fodinae*; synonymized with *Prokalotermes hageni*. USA: Colorado: Florissant.
- Statz, 1939: table 4 • *Calotermes fodinae*; listed; paleontology; new combination.
- Armbruster, 1941: 41 • *Calotermes fodinae*; discussion.
- Snyder, 1949a: 357 • *Parotermes fodinae*; catalog; listed as a synonym of *Prokalotermes hageni*. USA: Miocene.
- Emerson, 1969: 19–22, fig. 5 • *Proelectrotermes fodinae*; stat. rev.; imago described and figured; synonymy; paleontology; locality; new combination. USA: Colorado Florissant: Oligocene/Miocene.
- Araujo, 1977c: 70 • *Proelectrotermes fodinae*; catalog. USA: Colorado Florissant: Miocene.
- Nel and Paicheler, 1993: 118 • *Proelectrotermes fodinae*; type data; paleontology; distribution.
- Fontes and Vulcano, 1998: 279 • *Proelectrotermes fodinae*; fossil catalog. New World.
- Fontes and Vulcano, 2004: 350 • *Proelectrotermes fodinae*; fossil catalog. New World.
- Engel et al., 2007b: 12 • *Proelectrotermes fodinae*; listed; USA: Colorado Florissant.

🌐 DISTRIBUTION: Nearctic Region—USA: Colorado.

✳️ FOSSIL RECORD: Cenozoic–Palaeogene: Oligocene.

†*Proelectrotermes holmgreni* Engel, Grimaldi, and Krishna, 2007

†*Proelectrotermes holmgreni* Engel et al., 2007a: 25–26 (imago), figs. 11–12.

TYPE DATA: Holotype: AMNH Bu-043 imago (forewing and hind leg) in amber.

TYPE LOCALITY: Myanmar, Kachin: Tanai Village, on Ledo Road 105 km NW Myitkyna.

- Engel et al., 2009: 23, 24, 26, figs. 3, 4 • *Proelectrotermes holmgreni*; character-state coding; phylogeny; geological time.

🌐 DISTRIBUTION: Oriental Region—Myanmar [Burma].

✳️ FOSSIL RECORD: Mesozoic–Cretaceous: Early: Albian.

†*Proelectrotermes roseni* (Armbruster, 1941)

†*Calotermes (Neotermes) roseni* Armbruster, 1941: 19 (imago), unnumbered fig. on p. 24.

TYPE DATA: Holotype: SMNS No. 2051 imago.

TYPE LOCALITY: Germany: Württemberg: Randeck near Stuttgart.

- Emerson, 1971: 297 • *Proelectrotermes roseni*; listed; placement discussed; new combination.
- Weidner, 1971: 45 • *Calotermes (Neotermes) roseni*; listed.
- Weidner and Riou, 1986: 353 • *Neotermes roseni*; remarks on synonymy.
- Nel and Paicheler, 1993: 118 • *Proelectrotermes roseni* (as *Kalotermitidae* genus incertae sedis; *stat. nov.*); type data; paleontology; distribution.
- Engel et al., 2007b: 12 • *Proelectrotermes roseni*; listed. Germany: Miocene.

†*Calotermes (Neotermes) frischi* Armbruster, 1941: 20 (imago), unnumbered fig. on p. 24.

TYPE DATA: Holotype: SMNS No. 2050 imago.

TYPE LOCALITY: Germany: Württemberg: Randeck, near Stuttgart.

- Emerson, 1971: 297 • *Calotermes (Neotermites) frischi*; synonymized with *roseni*; synonymy discussed.
- Weidner, 1971: 45 • *Calotermes (Neotermites) frischi*; listed.
- Weidner and Riou, 1986: 353 • *Neotermites frischi*; remarks.
- Nel and Paicheler, 1993: 118 • *Proelectrotermes frischi*; as synonym of *P. roseni*.

🌐 DISTRIBUTION: Palaearctic Region—Germany.

✳️ FOSSIL RECORD: Cenozoic–Neogene: Miocene.

†*Proelectrotermes swinhoei* (Cockerell, 1916)

†*Termopsis swinhoei* Cockerell, 1916: 138 (imago), fig. 4.

TYPE DATA: Holotype: BMNH No. In. 19096 imago (ex amber).

TYPE LOCALITY: Myanmar [Burma]: near Maingkwan.

- Fletcher, 1920: 988, pl. 166, fig. 23 • *Termopsis swinhoei*; cited; figured.
- Snyder, 1925d: 157, chart 1 • *Termopsis swinhoei*; discussion.
- Emerson, 1933b: 190 • *Termopsis swinhoei*; remarks; systematic position doubtful. Burmese amber.
- Armbruster, 1941: 41 • *Miotermites? swinhoei*; discussion.
- Lal and Menon, 1953: 7 • *Termopsis swinhoei*; catalog; reference list. Myanmar.
- Williams, 1968: 547–549, figs. 1–3 • *Kalotermes swinhoei*; imago holotype described and figured; synonymy.
- Emerson, 1969: 34–35 • *Kalotermes swinhoei*; imago described; synonymy; paleontology; locality. Myanmar: Miocene [now dated as Cretaceous].
- Burnham, 1978: 89 • *Kalotermes swinhoei*; listed.
- Schlüter, 1978: 55 • *Kalotermes swinhoei*; discussion.
- Poinar, 1992: 104 • *Kalotermes swinhoei*; listed. Burmese amber.
- Spahr, 1992: 29, 30 • *Kalotermes swinhoei*; synonymy; amber fossil.
- Nel and Paicheler, 1993: 120 • *Kalotermes swinhoei*; type data; paleontology; distribution.
- Grimaldi et al., 2002: 35 • *Kalotermes swinhoei*; listed; paleontology; distribution.
- Grimaldi and Engel, 2005: 247 • “*Kalotermes? swinhoei*”; listed; paleontology; distribution.
- Engel et al., 2007a: 24 • *Proelectrotermes swinhoei*; diagnosis; synonymy; new combination.
- Engel et al., 2009: 23, 24, 26, figs. 3, 4 • *Proelectrotermes swinhoei*; character-state coding; phylogeny; geological time.

🌐 DISTRIBUTION: Oriental Region—Myanmar [Burma].

✳️ FOSSIL RECORD: Mesozoic–Cretaceous.

†*Prokalotermes* Emerson, 1933

†*Prokalotermes* Emerson, 1933b: 189.

TYPE SPECIES: *Parotermes hageni* Scudder, 1890 by original designation.

- Emerson, 1942: 10 • *Prokalotermes*; listed.
- Snyder, 1949a: 357 • *Prokalotermes*; catalog; listed under Electrotermatinae.
- Emerson, 1955: 507 • *Prokalotermes*; number of species; distribution.
- Weidner, 1955f: 68 • *Prokalotermes*; number of species; distribution.
- Krishna, 1961: 331 • *Prokalotermes*; generic characters; key; reference list; phylogeny; distribution.
- Emerson, 1969: 10–12 • *Prokalotermes*; characters.
- Araujo, 1977c: 70 • *Prokalotermes*; catalog.

- Carpenter, 1992: 140 • *Prokalotermes*; species included; fossil distribution.
- Fontes and Monteiro, 1998: 35 • *Prokalotermes*; etymology and pronunciation.
- Fontes and Vulcano, 1998: 280 • *Prokalotermes*; fossil catalog. New World.
- Thorne et al., 2000: 80 • *Prokalotermes*; number of fossil species; age; distribution.
- Fontes and Vulcano, 2004: 350 • *Prokalotermes*; fossil catalog. New World.

▲ 2 fossil species.

🌐 DISTRIBUTION: Nearctic Region.

†*Prokalotermes alderensis* Lewis, 1977

†*Prokalotermes alderensis* Lewis, 1977: 313–315 (imago), fig. 1 [described as “*Prokalotermes* (?)”].

TYPE DATA: Holotype: SCSC No. B-3 imago [Lewis indicated that this would be deposited in AMNH eventually].

TYPE LOCALITY: USA: Montana: Madison County, near Alder, Ruby River Basin, locality 23, between Peterson and Mormon Creeks.

- Fontes, 1983: 143 • *Prokalotermes* (?) *alderensis*; additions and corrections to Araujo’s catalog, 1977c.
- Fontes and Vulcano, 1998: 280 • *Prokalotermes* (?) *alderensis*; fossil catalog. New World.
- Fontes and Vulcano, 2004: 350 • *Prokalotermes* (?) *alderensis*; fossil catalog. New World.

🌐 DISTRIBUTION: Nearctic Region—USA: Montana.

✳️ FOSSIL RECORD: Cenozoic–Palaeogene: Oligocene.

†*Prokalotermes hagenii* (Scudder, 1883)

†*Parotermes hagenii* Scudder, 1883: 139–140 (imago) [*hageni*, used by subsequent authors, is an unjustified emendation].

TYPE DATA: Lectotype: MCZ No. 268 imago. Paralectotypes: MCZ Nos. 266, 267, 283, 284 imagoes (2 additional type specimens apparently missing from MCZ).

LECTOTYPE DESIGNATION: Emerson, 1969: 14.

TYPE LOCALITY: USA: Colorado: Florissant.

- Scudder, 1890: 105, 108, 110–112, 624, pl. 12, fig. 2 • *Parotermes hagenii*; imago described and figured; distribution; paleontology; key.
- Handlirsch, 1907: 698 • *Parotermes Hageni*; listed; synonymy.
- Rosen, 1913a: 327 • *Parotermes Hageni*; listed.
- Snyder, 1925d: 159, chart 1 • *Parotermes hagenii* [also as *Kalotermes (Parotermes) hageni*]; discussion.
- Pongrácz, 1926: pl. 5 • *Parotermes Hageni*; phylogeny.
- Emerson, 1933b: 189 • *Prokalotermes hageni*; imago described; new combination. USA: Colorado: Florissant.
- Statz, 1939: table 4 • *Calotermes hageni*; listed; paleontology; new combination.
- Armbruster, 1941: 41 • *Calotermes hageni*; discussion.
- Snyder, 1949a: 357 • *Prokalotermes hageni*; catalog; reference list; *Parotermes fodinae* listed as a synonym. USA: Miocene.
- Snyder, 1950b: 191 • *Prokalotermes hageni*; listed.
- Pierce, 1958: 23 • *Prokalotermes hageni*; synonymy.
- Krishna, 1961: 314, 331 • *Prokalotermes hageni*; discussion.
- Emerson, 1969: 12–14, fig. 3 • *Prokalotermes hageni*; imago described and figured; synonymy; paleontology; locality. USA: Colorado: Florissant [Oligocene/Miocene].
- Araujo, 1977c: 70 • *Prokalotermes hageni*; catalog. USA: Colorado: Florissant [Miocene].

- Burnham, 1978: 88 • *Prokalotermes hageni*; listed.
- Nel and Paicheler, 1993: 117–118 • *Prokalotermes hageni*; type data; paleontology; distribution.
- Fontes and Vulcano, 1998: 280 • *Prokalotermes hageni*; fossil catalog, New World.
- Fontes and Vulcano, 2004: 350 • *Prokalotermes hageni*; fossil catalog, New World.

🌐 DISTRIBUTION: Nearctic Region—USA: Colorado.

✳ FOSIL RECORD: Cenozoic–Palaeogene: Oligocene.

Proneotermes Holmgren, 1911

Proneotermes Holmgren, 1911a: 53 [first introduced as a subgenus of *Calotermes* Hagen, 1858].

TYPE SPECIES: *Calotermes (Proneotermes) perezi* Holmgren, 1911 by original designation.

- Holmgren, 1911a: 53, 54 • *Calotermes (Proneotermes)*; characters; species included; distribution.
- Sjöstedt, 1926d: 22, 23, 32 • *Proneotermes*; reference list; key.
- Emerson, 1928b: 405 • *Kalotermes (Proneotermes)*; distribution.
- Hare, 1937: 475, pl. 2 • *Proneotermes*; Holmgren's phylogeny listed.
- Snyder, 1949a: 36 • *Proneotermes*; catalog; listed as a synonym of *Procrypotermes*.
- Krishna, 1961: 363–365 • *Proneotermes*; stat. rev.; generic characters; key; reference list; phylogeny; distribution.
- Webb, 1961: 9 • *Proneotermes*; key.
- Morimoto, 1975b: 11 • *Proneotermes*; key.
- Araujo, 1977c: 22 • *Proneotermes*; catalog.
- Yamin, 1979: 23 • *Proneotermes*; protozoa; species included.
- Constantino, 1998b: 153 • *Proneotermes*; catalog.
- Fontes and Monteiro, 1998: 35 • *Proneotermes*; etymology and pronunciation.
- Constantino, 2002a: 16 • *Proneotermes*; key.

▲ 2 species.

🌐 DISTRIBUTION: Neotropical Region.

Proneotermes latifrons (Silvestri, 1901)

Calotermes latifrons Silvestri, 1901: 2 (soldier).

TYPE DATA: Syntypes: UZM soldier, nymphs [not in Silvestri's collection; Emerson found the specimens in Copenhagen (UZM) and selected the soldier as the lectotype (not published)], AMNH imago, soldiers, nymphs.

TYPE LOCALITY: Venezuela: Las Trincheras.

- Silvestri, 1903: 26–27, pl. 1: fig. 18 • *Calotermes latifrons*; soldier described and figured. Venezuela.
- Desneux, 1904b: 23 • *Calotermes latifrons*; reference list. Venezuela.
- Holmgren, 1906: 667 • *Calotermes latifrons*; distribution. Venezuela.
- Holmgren, 1911a: 54 • *Calotermes* ?(*Neotermes*) *latifrons*; listed.
- Costa Lima, 1941: 381 • *Calotermes latifrons*; listed.
- Snyder, 1949a: 49 • *Glyptotermes latifrons*; catalog; new combination. Venezuela.
- Snyder, 1959a: 317, 320 • *Glyptotermes latifrons*; key; distribution. Venezuela.
- Krishna, 1961: 365 • *Proneotermes latifrons*; listed; new combination.
- Araujo, 1977c: 22 • *Proneotermes latifrons*; catalog. Venezuela.
- Constantino, 1998b: 153 • *Proneotermes latifrons*; catalog. Venezuela.
- Issa, 2000: 380 • *Proneotermes (Glyptotermes) latifrons*; checklist; distribution. Venezuela.

🌐 DISTRIBUTION: Neotropical Region—Venezuela.

Proneotermes perezii (Holmgren, 1911)

Calotermes (Proneotermes) perezii Holmgren, 1911a: 53–54 (imago, soldier), pl. 3: fig. 7, pl. 4: fig. 3 [described as “*Perezii*”].

TYPE DATA: Syntypes: NHRM imago, soldier, AMNH imago wing fragment.

TYPE LOCALITY: Costa Rica: San José.

- Kirby, 1928: 382 • *Kalotermes marginipennis*; protozoa.
- Kirby, 1930: 419, 429 • *Kalotermes marginipennis*; protozoa.
- Kirby, 1932: 399, 446 • *Kalotermes (Kalotermes) snyderi* [misidentification]; protozoa.
- Hare, 1937: 467, pl. 7: fig. 12 • *Kalotermes (Proneotermes) perezii*; imago/worker, soldier mandibles measurements and figures; cited as *Kalotermes (Kalotermes) perezii*; in figure caption.
- Kirby, 1941: 62 • *Kalotermes perezii*; protozoa.
- Kirby, 1942b: 206 • *Kalotermes perezii*; protozoa.
- Kirby, 1944: 208 • *Kalotermes perezii*; protozoa.
- Snyder, 1949a: 37 • *Procryptotermes perezii*; catalog; reference list; synonymy; new combination. Costa Rica.
- Krishna, 1961: 363–366, 393, 394, 397, 399, figs. 58–61 • *Proneotermes perezii*; listed; imago, soldier figured; protozoa; new combination.
- Araujo, 1977c: 22 • *Proneotermes perezii*; catalog. Costa Rica.
- Constantino, 1998b: 154 • *Proneotermes perezii*; catalog. Costa Rica.

🌐 DISTRIBUTION: Neotropical Region—Costa Rica.

Pterotermes Holmgren, 1911

Pterotermes Holmgren, 1911a: 43, 44 [included in *Hodotermitinae*].

TYPE SPECIES: *Termes occidentis* Walker, 1853 by monotypy.

- Hagen, 1858b: 13 • *Termopsis* [part]; characters; species included.
- Hagen, 1858c: 32, 74–75 • *Termopsis* [part]; characters; species included.
- Hagen, 1861b: 3 • *Termopsis* [part]; characters.
- Snyder, 1949a: 12 • *Pterotermes*; catalog; listed as a synonym of *Kalotermes*.
- Krishna, 1961: 349–353 • *Pterotermes*; stat. nov.; generic characters; key; phylogeny; distribution.
- Weesner, 1965: 34, 35, 36 • *Pterotermes*; key, characters.
- Morimoto, 1975b: 11 • *Pterotermes*; key.
- Araujo, 1977c: 22 • *Pterotermes*; catalog.
- Yamin, 1979: 23 • *Pterotermes*; protozoa; species included.
- Poole and Gentili, 1997: 494, 495 • *Pterotermes*; listed.
- Constantino, 1998b: 154 • *Pterotermes*; catalog.
- Fontes and Monteiro, 1998: 35 • *Pterotermes*; etymology and pronunciation.

▲ 1 species.

🌐 DISTRIBUTION: Nearctic Region.

Pterotermes occidentis (Walker, 1853)

Termes occidentis Walker, 1853: 529 (soldier).

TYPE DATA: Syntypes: BMNH soldier [Constantino, 1998b cited the type as present in MCZ; however, the imagoes in MCZ are not part of the type series].

TYPE LOCALITY: West Coast of America.

- Hagen, 1855: 292 • *Termes occidentis*; discussion.
- Hagen, 1858c: 77–78, 242, pl. 1: fig. 8 • *Termopsis ?occidentis*; soldier described and figured; synonymy; distribution; new combination. Central America: West Coast.
- Hagen, 1858b: 12 • *Termopsis occidentis*; soldier described; synonymy; distribution. Central America: West Coast.
- Hagen, 1860b: 101 • *Termopsis occidentis*; listed.
- Hagen, 1861b: 3 • *Termopsis occidentis*; soldier described; synonymy; distribution. Central America: West Coast.
- Hagen, 1874: 572–573, 602 • *Termes occidentis*; soldier, larva described; distribution.
- Girard, 1879: 270 • *Termopsis occidentis*; discussion.
- Desneux, 1904b: 14 • “*Termopsis*” *occidentis*; reference list; characters. USA.
- Holmgren, 1906: 668 • *Termopsis ?occidentalis* [sic]; distribution. Central America.
- Holmgren, 1911a: 43, 44 • *Pterotermes occidentis*; listed with genus description; new combination.
- Banks and Snyder, 1920: 18, 130, figs. 7, 8 • *Kalotermes occidentis*; imago, soldier described; soldier figured; key; distribution; new combination [Banks]; biology [Snyder]. USA: Arizona.
- Snyder, 1924j: 2, pl. 3: fig. 1 • *Kalotermes occidentis*; soldier with wingpads figured.
- Snyder, 1925d: 156–157, 161 • *Kalotermes occidentis*; discussion.
- Kemner, 1925c: 14 • *Termes occidentis*; listed.
- Snyder, 1926f: 397 • *Kalotermes occidentis*; locality. USA: Arizona.
- Light, 1929b: 67, 69 • *Kalotermes occidentis*; locality. Mexico: Baja California; USA: Arizona.
- Light, 1933: 84, 85–86 • *Kalotermes (Kalotermes) occidentis*; reference list; measurements; key; biology; protozoa; locality. Mexico.
- Emerson, 1933b: 191 • *Termes occidentis*; remarks; systematic position doubtful; placed in *Kalotermes (Kalotermes)*.
- Light, 1934d: 130 • *Kalotermes (Kalotermes) occidentis*; distribution. Mexico; USA: Arizona.
- Light, 1934j: 338 • *Kalotermes (Kalotermes) occidentis*; distribution. Mexico.
- Light, 1934f: 208, 209 • *Kalotermes (Kalotermes) occidentis*; key.
- Adamson, 1940a: 48 • *Kalotermes occidentalis* [sic]; cited.
- Kirby, 1944: 206 • *Kalotermes occidentis*; protozoa.
- Kirby, 1945: 280, 312, 314 • *Kalotermes occidentis*; protozoa.
- Snyder, 1949a: 19 • *Kalotermes occidentis*; catalog; reference list. Mexico; USA: Arizona, California.
- Grassé, 1949: fig. 141 • *Calotermes occidentis*; soldier with wing pads figured.
- Krishna, 1961: 353, 396, 397, 398, figs. 42–44 • *Pterotermes occidentis*; listed; imago, soldier figured; protozoa; stat. rev.
- Weesner, 1965: 31, 32, 34, 35, 36, 57, 59 • *Pterotermes occidentis*; key; characters; biology. USA: Arizona.
- Nutting, 1966c: 165–179, figs. 2, 3, 4 • *Pterotermes occidentis*; biology; distribution.
- Nutting, 1970a: 1106 • *Pterotermes occidentis*; colony size and composition. USA: Arizona.
- Weesner, 1970: 484–485 • *Pterotermes occidentis*; biology; distribution.
- Morimoto, 1975b: 10, fig. 12 • *Pterotermes occidentis*; soldier figured.
- Araujo, 1977c: 23 • *Pterotermes occidentis*; catalog. USA: Arizona; Mexico.
- Nutting, 1979b: 143 • *Pterotermes occidentis*; swarming period.
- Jones and La Fage, 1980: 325–336 • *Pterotermes occidentis*; morphology; abdominal sterna.
- To et al., 1980: 109–137 • *Pterotermes occidentis*; protozoa.
- Jones et al., 1981: 221–242 • *Pterotermes occidentis*; colony dispersal and development.
- Zimmerman, 1983: 143–145 • *Pterotermes occidentis*; injuries by nest mates.
- Howell, 1984: 397–398 • *Pterotermes occidentis*; new record; locality. USA: Texas.
- Jones et al., 1988: 91–92 • *Pterotermes occidentis*; biology; dispersal flight; sex ratios.
- Margulis and Schwartz, 1988: 224, 225, 226, figs. A–C • *Pterotermes occidentis*; castes figured.
- Myles, 1988b: 61–88 • *Pterotermes occidentis*; dealation.
- Roonwal and Chhotani, 1989: 21 • *Pterotermes occidentis*; thorax and wings discussed.
- Luykx et al., 1990: 385–399 • *Pterotermes occidentis*; allozymes; chromosomes; cladistics.

- Myles and Smith, 1990: 204–207 • *Pterotermes occidentis*; sensillae.
- Bao, 1992: 243 • *Pterotermes occidentis*; third antennal segment.
- Brauman et al., 1992: 1384–1387 • *Pterotermes occidentis*; gut bacteria; methane and hydrogen emissions.
- Noirot, 1995b: 197–226 • *Pterotermes occidentis*; gut morphology.
- Poole and Gentili, 1997: 494 • *Pterotermes occidentis*; distribution. North America.
- Constantino, 1998b: 154 • *Pterotermes occidentis*; catalog. NW Mexico; USA: Arizona.
- Fontes, 1998: 328, 329 • *Pterotermes occidentis*; catalog.
- Méndez-Montiel and Equihua-Martínez, 2001: 173–187 • *Pterotermes occidentis*; checklist; diversity; distribution. Mexico.
- Haverly et al., 2005: 2119–2151 • *Pterotermes occidentis*; fecal pellets; cuticular hydrocarbons; chemotaxonomy.
- Engel et al., 2009: 22, 24, 25 figs. 3, 4 • *Pterotermes occidentis*; character-state coding; phylogeny.

🌐 DISTRIBUTION: Nearctic Region—Mexico: Baja California, Sonora; USA: Arizona, Texas.

Rugitermes Holmgren, 1911

Rugitermes Holmgren, 1911a: 53, 54 [first introduced as a subgenus of *Calotermes* Hagen, 1858].

TYPE SPECIES: *Calotermes nodulosus* Hagen, 1858 by original designation.

- Holmgren, 1911a: 54 • *Calotermes* (*Rugitermes*); characters; species included; distribution.
- Snyder, 1925f: 198 • *Kalotermes* (*Rugitermes*); characters; species included.
- Emerson, 1928b: 405 • *Kalotermes* (*Rugitermes*); distribution.
- Hare, 1937: 474, 475, pls. 1, 2 • *Rugitermes*; phylogeny; Holmgren's phylogeny compared.
- Emerson, 1942: 10 • *Rugitermes*; listed.
- Snyder, 1949a: 34 • *Rugitermes*; catalog; synonymy.
- Emerson, 1955: 508 • *Rugitermes*; number of species; distribution.
- Weidner, 1955f: 68 • *Rugitermes*; number of species; distribution.
- Roonwal and Sen-Sarma, 1960: 98 • *Rugitermes*; key.
- Krishna, 1961: 325–328 • *Rugitermes*; generic characters; key; reference list; phylogeny; distribution.
- Araujo, 1970d: 532 • *Rugitermes*; distribution; number of species in Neotropical Region.
- Bess, 1970: 469 • *Rugitermes*; number of species; distribution. Oceanic Islands.
- Morimoto, 1975b: 10 • *Rugitermes*; key.
- Araujo, 1977c: 23 • *Rugitermes*; catalog; synonymy.
- Roonwal and Rathore, 1978b: 228 • *Rugitermes*; wing microsculpturing.
- Yamin, 1979: 23–24 • *Rugitermes*; protozoa; species included.
- Roonwal, 1983b: 362 • *Rugitermes*; wing microsculpturing.
- Nickle and Collins, 1992: 215, 217 • *Rugitermes*; key; characters.
- Constantino, 1998b: 154 • *Rugitermes*; catalog.
- Fontes and Monteiro, 1998: 35 • *Rugitermes*; etymology and pronunciation.
- Constantino, 1999a: 395, 410 • *Rugitermes*; key; biology; distribution.
- Constantino, 2002a: 16 • *Rugitermes*; key.

Metaneotermes Light, 1932a: 77 [first introduced as a subgenus of *Kalotermes* Hagen, 1853].

TYPE SPECIES: *Kalotermes* (*Metaneotermes*) *athertoni* Light, 1932, by original designation)

- Snyder, 1949a: 35 • *Metaneotermes*; synonymized with *Rugitermes*.

▲ 13 species.

🌐🌐 DISTRIBUTION: Neotropical Region; Papuan Region.

Rugitermes athertoni (Light, 1932)

Kalotermes (Metaneotermes) athertoni Light, 1932a: 78–80 (imago, soldier, nymph), fig. 23, pl. 1: figs. a–c, pl. 2: figs. a–c]

TYPE DATA: Syntypes: AMNH soldier (Marquesas, Nukahiva, Toovi, Teuanui), AMNH imagoes, soldiers (Marquesas: Hivaoa, Tenaeka Valley), AMNH imago (Marquesas: Hivaoa, Pouau), AMNH imago, nymphs (Marquesas: Uapou, Hakahetau Valley, Koputukea), AMNH imago, nymphs (Marquesas: Nukuhiva, Tapuaooa), AMNH imago (Marquesas: Hivaoa, Atuona Valley).

TYPE LOCALITIES: Marquesas, Nukahiva, Toovi, Teuanui; Hivaoa: Tenaeka Valley; Hivaoa: Pouau; Uapou, Hakahetau Valley, Koputukea; Nukuhiva, Tapuaooa; Hivaoa: Atuona Valley.

- Light, 1932c: 172, 175 • *Kalotermes (Metaneotermes) athertoni*; key; host plant; locality. Marquesas Islands.
- Light, 1935: 237 • *Kalotermes (Metaneotermes) athertoni*; listed.
- Light and Zimmerman, 1936: 5, 12 • *Kalotermes (Rugitermes) athertoni*; distribution. Marquesas Islands; Society Islands; Tahiti.
- Snyder, 1949a: 34 • *Rugitermes athertoni*; catalog; new combination. Marquesas Islands.
- Krishna, 1961: 328 • *Rugitermes athertoni*; listed.
- Bess, 1970: 470 • *Rugitermes athertoni*; distribution. Marquesas Islands; Society Islands; Tahiti.

🌐 DISTRIBUTION: Papuan Region—French Polynesia: Marquesas Islands; Society Islands; Tahiti.

Rugitermes bicolor (Emerson, 1925)

Kalotermes (Rugitermes) bicolor Emerson, 1925: 320–323 (imago, soldier), figs. 26a–e.

TYPE DATA: Holotype: AMNH queen. Paratypes: AMNH imagoes, soldiers, nymphs, NHMM soldier, NCIP soldier.

TYPE LOCALITY: Guyana (British Guiana): Kartabo.

- Snyder, 1949a: 34 • *Rugitermes bicolor*; catalog; new combination. Guyana.
- Krishna, 1961: 328 • *Rugitermes bicolor*; listed.
- Van Boven, 1969a: 39 • *Rugitermes bicolor*; types listed.
- Ruelle, 1975b: 4 • *Rugitermes bicolor*; types listed.
- Araujo, 1977c: 23 • *Rugitermes bicolor*; catalog. Guyana.
- Constantino, 1998b: 154 • *Rugitermes bicolor*; catalog. Guyana.

🌐 DISTRIBUTION: Neotropical Region—Guyana.

Rugitermes costaricensis (Snyder, 1926)

Kalotermes (Rugitermes) costaricensis Snyder, 1926a: 18–20 (imago, soldier), fig. 1.

TYPE DATA: Syntypes: USNM winged imagoes, soldiers, nymphs, AMNH imago, soldiers, nymphs.

TYPE LOCALITY: Costa Rica: Santa Clara: Hamburg Farm.

- Snyder, 1934b: 97 • *Kalotermes (Rugitermes) costaricensis*; locality. Costa Rica.
- Snyder, 1949a: 34 • *Rugitermes costaricensis*; catalog; new combination. Costa Rica.
- Krishna, 1961: 328 • *Rugitermes costaricensis*; listed.
- Araujo, 1977c: 23 • *Rugitermes costaricensis*; catalog. Costa Rica.
- Constantino, 1998b: 154 • *Rugitermes costaricensis*; catalog. Costa Rica.


🌐 DISTRIBUTION: Neotropical Region—Costa Rica.

Rugitermes flavicinctus (Emerson, 1925)***Kalotermes (Rugitermes) flavicinctus*** Emerson, 1925: 323–324 (imago, soldier), figs. 27a–e.

TYPE DATA: Holotype: AMNH queen. Paratypes: AMNH soldiers, nymphs.

TYPE LOCALITY: Guyana: Kartabo.

- Snyder, 1949a: 34 • *Rugitermes flavicinctus*; catalog; new combination. Guyana.
- Krishna, 1961: 328 • *Rugitermes flavicinctus*; listed.
- Araujo, 1977c: 23 • *Rugitermes flavicinctus*; catalog. Guyana.
- Constantino, 1998b: 154 • *Rugitermes flavicinctus*; catalog. Guyana.

 DISTRIBUTION: Neotropical Region—Guyana.

Rugitermes kirbyi (Snyder, 1926)***Kalotermes (Rugitermes) kirbyi*** Snyder, 1926b: 9–11 (imago, soldier), fig. 1.

TYPE DATA: Holotype: USNM 28729 soldier. Paratypes: USNM imago, AMNH soldier, nymphs.

TYPE LOCALITY: Costa Rica: Cartago.

- Kirby, 1932: 403, 447 • *Kalotermes (Rugitermes) kirbyi*; protozoa.
- Snyder, 1934b: 97 • *Kalotermes (Rugitermes) kirbyi*; locality. Costa Rica.
- Kirby, 1942b: 183, 192 • *Rugitermes kirbyi*; protozoa; new combination.
- Kirby, 1944: 204, 239 • *Rugitermes kirbyi*; protozoa.
- Snyder, 1949a: 34 • *Rugitermes kirbyi*; catalog. Costa Rica.
- Krishna, 1961: 328, 394, 395, 397, 398, 399 • *Rugitermes kirbyi*; listed; protozoa.
- Araujo, 1977c: 23 • *Rugitermes kirbyi*; catalog. Costa Rica.
- Constantino, 1998b: 154 • *Rugitermes kirbyi*; catalog. Costa Rica.

 DISTRIBUTION: Neotropical Region—Costa Rica; Panama.

Rugitermes laticollis Snyder, 1957***Rugitermes laticollis*** Snyder, 1957b: 81–82 (imago).

TYPE DATA: Holotype: USNM 63342 winged imago. Paratypes: USNM imagoes, AMNH imago.

TYPE LOCALITY: Bolivia: La Paz.

- Araujo, 1977c: 23 • *Rugitermes laticollis*; catalog. Bolivia.
- Constantino, 1998b: 154 • *Rugitermes laticollis*; catalog. Bolivia.

 DISTRIBUTION: Neotropical Region—Bolivia.

Rugitermes magninotus (Emerson, 1925)***Kalotermes (Rugitermes) magninotus*** Emerson, 1925: 324–326 (imago, soldier), fig. 28a–c.

TYPE DATA: Holotype: AMNH king. Paratypes: AMNH soldiers, nymphs, NCIP soldier.

TYPE LOCALITY: Guyana (British Guiana): Kartabo.

- Snyder, 1949a: 35 • *Rugitermes magninotus*; catalog. Guyana.
- Kirby, 1949b: 366, 368 • *Rugitermes magninotus*; protozoa; new combination.
- Krishna, 1961: 328, 394, 395, 398 • *Rugitermes magninotus*; listed; protozoa.
- Van Boven, 1969a: 39 • *Rugitermes magninotus*; listed. Guyana.

- Ruelle, 1975b: 4 • *Rugitermes magninotus*; types listed.
- Araujo, 1977c: 23 • *Rugitermes magninotus*; catalog. Guyana.
- Constantino, 1998b: 154 • *Rugitermes magninotus*; catalog. Guyana.

🌐 DISTRIBUTION: Neotropical Region—Guyana.

***Rugitermes niger* Oliveira, 1979**

***Rugitermes niger* Oliveira, 1979a: 9–13 (imago, soldier), figs. 1–7, 9–17.**

TYPE DATA: Holotype: DZUP soldier. Paratypes: DZUP imagoes, soldiers.

TYPE LOCALITY: Brazil: Paraná: Quatro Barras.

- Gonçalves, 1979: 229–243 • *Rugitermes niger*; digestive tube morphology.
- Gonçalves, 1980: 215–226 • *Rugitermes niger*; digestive tube histology.
- Fontes, 1983: 139 • *Rugitermes niger*; additions and corrections to Araujo's catalog, 1977c.
- Oliveira et al., 1988b: 331–342 • *Rugitermes niger*; hind-gut ultrastructure.
- Oliveira et al., 1988a: 289–298 • *Rugitermes niger*; mid-gut ultrastructure.
- Constantino, 1998b: 154 • *Rugitermes niger*; catalog. Brazil.

🌐 DISTRIBUTION: Neotropical Region—Brazil: Paraná.

***Rugitermes nodulosus* (Hagen, 1858)**

***Calotermes nodulosus* Hagen, 1858c: 61–62, 243 (imago), pl. 2: fig. 4.**

TYPE DATA: Holotype: ZMB imago [holotype by monotypy].

TYPE LOCALITY: Brazil: Minas Gerais: São Jao del Rey.

- Hagen, 1858b: 9 • *Calotermes nodulosus*; imago described, measured; synonymy; distribution. Brazil.
- Hagen, 1861b: 299 • *Calotermes nodulosus*; synonymy; distribution. Brazil.
- Müller, 1873: 336, 337, pl. 20, figs. 19–25 • *Calotermes nodulosus*; soldier; reproductive organs described and figured.
- Silvestri, 1901: 3 • *Calotermes rugosus* var. *nodulosus*; locality. Brazil.
- Silvestri, 1903: 33–34 • *Calotermes rugosus* var. *nodulosus*; imago, soldier, nymph described. Brazil.
- Desneux, 1904b: 24 • *Calotermes rugosus* subsp. *nodulosus*; reference list. Brazil.
- Holmgren, 1906: 667 • *Calotermes rugosus* subsp. *nodulosus*; distribution. Brazil.
- Holmgren, 1911a: 54, pl. 2: fig. 8, pl. 3: fig. 11 • *Calotermes (Rugitermes) nodulosus*; listed; imago, wing figured. "America."
- Pongrácz, 1917: 34 • *Calotermes nodulosus*; discussion.
- Snyder, 1949a: 35 • *Rugitermes nodulosus*; catalog; reference list; new combination. Brazil.
- Ahmad, 1950: 81, fig. 5 • *Rugitermes nodulosus*; imago mandibles figured.
- Krishna, 1961: 326, 327, 328, figs. 11–14 • *Rugitermes nodulosus*; imago, soldier figured.
- Mathur and Thapa, 1962a: 19 • *Rugitermes nodulosus*; collection catalog. Brazil.
- Morimoto, 1975b: 10, fig. 11 • *Rugitermes nodulosus*; soldier figured.
- Araujo, 1977c: 23 • *Rugitermes nodulosus*; catalog. Brazil.
- Roonwal, 1977d: 34 • *Rugitermes nodulus* [sic]; wing microsculpturing.
- Constantino, 1998b: 154–155 • *Rugitermes nodulosus*; catalog. Brazil.


🌐 DISTRIBUTION: Neotropical Region—Brazil: Minas Gerais.

Rugitermes occidentalis (Silvestri, 1901)***Calotermes rugosus occidentalis*** Silvestri, 1901: 3 (imago).

TYPE DATA: Syntypes: IEA imagoes, AMNH imago.

TYPE LOCALITY: Argentina: Tucumán.

- Silvestri, 1903: 32, fig. 6, pl. 1: fig. 24 • *Calotermes rugosus* subsp. *occidentalis*; imago, soldier, nymph described; soldier figured. Argentina.
- Desneux, 1904b: 24 • *Calotermes rugosus* subsp. *occidentalis*; reference list. Argentina.
- Holmgren, 1906: 667 • *Calotermes rugosus* subsp. *occidentalis*; distribution. Argentina.
- Holmgren, 1911a: 54 • *Calotermes (Rugitermes) occidentalis*; listed. America.
- Snyder, 1949a: 35 • *Rugitermes occidentalis*; catalog; reference list; new combination. Argentina.
- Araujo, 1958a: 187 • *Rugitermes occidentalis*; biology.
- Krishna, 1961: 328 • *Rugitermes occidentalis*; listed.
- Gonçalves and Silva, 1962: 194 • *Rugitermes occidentalis*; checklist; biology; locality. Brazil.
- Araujo, 1977c: 23 • *Rugitermes occidentalis*; catalog. Argentina; Brazil.
- Torales et al., 1997: 47 • *Rugitermes occidentalis*; distribution. Argentina.
- Constantino, 1998b: 155 • *Rugitermes occidentalis*; catalog. Argentina; Brazil.
- Fontes, 1998: 329 • *Rugitermes occidentalis*; catalog.
- Constantino, 2002c: 356, table 1 • *Rugitermes occidentalis*; checklist; damage; distribution. Argentina; Brazil.
- Torales et al., 2005a: 858 • *Rugitermes occidentalis*; distribution. Argentina: Jujuy, Salta, Tucumán.
- Torales et al., 2008: 35 • *Rugitermes occidentalis*; distribution. Argentina: Mendoza)

 DISTRIBUTION: Neotropical Region—Argentina: Jujuy, Mendoza, Salta, Tucumán; Brazil: Rio de Janeiro.

Rugitermes panamae (Snyder, 1925)***Kalotermes panamae*** Snyder, 1925j: 182–183 (soldier), figs. 3, 4.

TYPE DATA: Holotype: USNM No. 27266 soldier. Paratypes: AMNH soldier, nymphs, USNM soldiers, nymphs.

TYPE LOCALITY: Panama: Canal Zone: Rio Chinilla.

- Kirby, 1932: 403, 447 • *Kalotermes (Rugitermes) panamae*; protozoa.
- Hare, 1937: 467, pl. 7: fig. 10 • *Kalotermes (Rugitermes) panamae*; imago/worker, soldier mandibles measurements and figures.
- Kirby, 1942b: 183, 192 • *Rugitermes panamae*; protozoa; new combination.
- Kirby, 1944: 204 • *Rugitermes panamae*; protozoa.
- Snyder, 1949a: 35 • *Rugitermes panamae*; catalog; synonymy. Panama.
- Krishna, 1961: 328, 394, 395, 397, 399 • *Rugitermes panamae*; listed; protozoa.
- Araujo, 1977c: 23 • *Rugitermes panamae*; catalog; synonymy. Panama.
- Nickle and Collins, 1992: 208, 217, figs. 13.37–13.38 • *Rugitermes panamae*; soldier figured; distribution. Panama.
- Constantino, 1998b: 155 • *Rugitermes panamae*; catalog; synonymy. Panama.
- Fontes, 1998: 329 • *Rugitermes panamae*; catalog.
- Roisin et al., 2006: 301–311 • *Rugitermes panamae*; ecology; canopy forest; species richness; vertical distribution. Panama.

Kaloterme (*Rugiterme*) *isthmi* Snyder, 1925f: 198–200 (imago, soldier), figs. 1–3.

TYPE DATA: Holotype: MCZ No. 15105 imago. Paratypes: USNM imagoes, soldiers.

TYPE LOCALITY: Panama: Barro Colorado Island.

— Snyder, 1949a: 35 • *Kaloterme* (*Rugiterme*) *isthmi*; synonymized with *panamae*.

🌐 DISTRIBUTION: Neotropical Region—Panama.

***Rugiterme rugosus* (Hagen, 1858)**

Caloterme rugosus Hagen, 1858c: 63, 243 (imago), pl. 3: fig. 4.

TYPE DATA: Syntypes: MCZ No. 192 imagoes.

TYPE LOCALITY: Brazil: Rio de Janeiro: Teresópolis.

- Hagen, 1858b: 9 • *Caloterme rugosus*; imago described, measured; synonymy; distribution. Brazil.
- Hagen, 1861b: 299 • *Caloterme rugosus*; synonymy; distribution. Brazil.
- Müller, 1873: 336, 337, pl. 20, figs. 26–32 • *Caloterme rugosus*; soldier, reproductive organs described and figured.
- Müller, 1875: 241–264, pl. 10, figs. 1–8, pl. 11, figs. 17–25, pl. 12 • *Caloterme rugosus*; morphology; soldier, nymph (“larvae”) wing pads figured.
- Silvestri, 1901: 3 • *Caloterme rugosus*; locality. Argentina.
- Czerwinski, 1901: 1, figs. 1, 2 • *Caloterme rugosus*; collection catalog; soldier described and figured; locality. Brazil.
- Silvestri, 1903: 28–32, 110, fig. 5, pl. 1: figs. 21–23, 44–49 • *Caloterme rugosus*; imago, soldier; nymph described and figured; biology. Argentina; Uruguay.
- Desneux, 1904b: 24 • *Caloterme rugosus*; reference list. Middle America.
- Holmgren, 1906: 667 • *Caloterme rugosus*; distribution. Argentina; Uruguay.
- Holmgren, 1911a: 54 • *Caloterme (Rugiterme) rugosus*; listed. America.
- Snyder, 1949a: 35 • *Rugiterme rugosus*; catalog; reference list; new combination. Argentina; Brazil; Uruguay.
- Araujo, 1958a: 192, 193 • *Rugiterme rugosus*; distribution.
- Araujo, 1958b: 222 • *Rugiterme rugosus*; distribution.
- Krishna, 1961: 328, 391 • *Rugiterme rugosus*; listed; protozoa.
- Araujo, 1977c: 23, 24 • *Rugiterme rugosus*; catalog. Argentina; Brazil; Uruguay.
- Torales et al., 1997: 47 • *Rugiterme rugosus*; distribution. Argentina.
- Constantino, 1998b: 155 • *Rugiterme rugosus*; catalog. Argentina; Brazil; Uruguay.
- Constantino, 1999a: figs. 13, 14 • *Rugiterme rugosus*; soldier head figured.
- Constantino, 2002a: figs. 18–19 • *Rugiterme rugosus*; soldier figured.
- Laffont et al., 2004: 665–670 • *Rugiterme rugosus*; checklist; feeding habits; collection sites; distribution. Argentina.
- Torales et al., 2005b: 259–280 • *Rugiterme rugosus*; checklist; diversity; littoral; distribution. Argentina.
- Torales et al., 2005a: 859 • *Rugiterme rugosus*; distribution. Argentina: Buenos Aires, Corrientes, Formosa.
- Torales et al., 2008: 35 • *Rugiterme rugosus*; distribution. Argentina: Córdoba, Corrientes.

🌐 DISTRIBUTION: Neotropical Region—Argentina: Buenos Aires, Córdoba, Corrientes, Formosa, Misiones; Brazil: Minas Gerais, Rio de Janeiro, São Paulo; Uruguay.

Rugitermes unicolor* Snyder, 1952**Rugitermes unicolor* Snyder, 1952: 303–305 (imago, soldier).**

TYPE DATA: Syntypes: USNM No. 61609 winged imagoes, soldiers, nymphs, AMNH imago, soldier, nymphs.

TYPE LOCALITY: Guatemala: Salacóc, in the Alta Vera Páz.

- Becker, 1953: 343, fig. 4 • *Rugitermes unicolor*; colony figured; biology; distribution. Guatemala.
- Krishna, 1961: 328 • *Rugitermes unicolor*; listed.
- Araujo, 1970d: 542 • *Rugitermes unicolor*; biology; distribution.
- Araujo, 1977c: 24 • *Rugitermes unicolor*; catalog. Guatemala.
- Constantino, 1998b: 155 • *Rugitermes unicolor*; catalog. Guatemala.

🌐 DISTRIBUTION: Neotropical Region—Guatemala.

Tauritermes* Krishna, 1961**Tauritermes* Krishna, 1961: 361–363.**TYPE SPECIES: *Calotermes taurocephalus* Silvestri, 1901 by original designation.

- Krishna, 1961: 361–363 • *Tauritermes*; generic characters; key; reference list; phylogeny; distribution.
- Araujo, 1970d: 532 • *Tauritermes*; distribution; number of species in Neotropical Region.
- Morimoto, 1975b: 11 • *Tauritermes*; key.
- Araujo, 1977c: 24 • *Tauritermes*; catalog.
- Yamin, 1979: 24 • *Tauritermes*; protozoa; species included.
- Araujo and Fontes, 1979: 29, 31 • *Tauritermes*; characters; comparisons; key.
- Constantino, 1998b: 155 • *Tauritermes*; catalog.
- Fontes and Monteiro, 1998: 35 • *Tauritermes*; etymology and pronunciation.
- Constantino, 1999a: 395, 410 • *Tauritermes*; key; biology; distribution.
- Constantino, 2002a: 18 • *Tauritermes*; key.

▲ 3 species.

🌐 DISTRIBUTION: Neotropical Region.

Tauritermes taurocephalus* (Silvestri, 1901)**Calotermes taurocephalus* Silvestri, 1901: 3 (soldier).**

TYPE DATA: Syntypes: IEA soldiers, nymphs, AMNH soldier, nymphs.

TYPE LOCALITY: Brazil: Mato Grosso: Corumbá.

- Silvestri, 1903: 35–36, pl. 1: fig. 29 • *Calotermes taurocephalus*; soldier, nymph described; soldier figured. Brazil.
- Desneux, 1904b: 24 • *Calotermes taurocephalus*; reference list. Brazil.
- Holmgren, 1906: 667 • *Calotermes taurocephalus*; distribution. Brazil.
- Holmgren, 1911d: 550 • *Calotermes (Procryptotermes) taurocephalus*; listed.
- Holmgren, 1911a: 55, pl. 4: fig. 13 • *Calotermes ?(Procryptotermes) taurocephalus*; listed; soldier figured.
- Emerson, 1925: 331 • *Kalotermes (Glyptotermes) taurocephalus*; listed; remarks.
- Snyder, 1949a: 38 • *Procryptotermes taurocephalus*; catalog; reference list; new combination. Brazil.

- Krishna, 1961: 363, figs. 56–57 • *Tauritermes taurocephalus*; listed; nymph mandibles, soldier figured; new combination.
- Araujo, 1977c: 24 • *Tauritermes taurocephalus*; catalog. Brazil.
- Fontes, 1983: 139 • *Tauritermes taurocephalus*; additions and corrections to Araujo's catalog, 1977c.
- Torales et al., 1997: 48 • *Tauritermes taurocephalus*; distribution.
- Constantino, 1998b: 155 • *Tauritermes taurocephalus*; catalog. Argentina; Brazil.
- Fontes, 1998: 329 • *Tauritermes taurocephalus*; catalog; distribution. Argentina; Brazil.
- Godoy, 2004: 163–167 • *Tauritermes taurocephalus*; gut anatomy.
- Laffont et al., 2004: 665–670 • *Tauritermes taurocephalus*; checklist; feeding habits; collection sites; distribution. Argentina.
- Torales et al., 2005b: 259–280 • *Tauritermes taurocephalus*; checklist; diversity; littoral; distribution. Argentina.
- Torales et al., 2005a: 859 • *Tauritermes taurocephalus*; distribution. Argentina: Chaco, Corrientes, Formosa, Salta.

🌐 DISTRIBUTION: Neotropical Region—Argentina: Chaco, Corrientes, Formosa, Salta; Brazil: Mato Grosso.

***Tauritermes triceromegas* (Silvestri, 1901)**

***Calotermes triceromegas* Silvestri, 1901: 2 (soldier).**

TYPE DATA: Syntypes: IEA soldiers.

TYPE LOCALITY: Argentina: Cosquin.

- Silvestri, 1903: 34, pl. 1: fig. 28 • *Calotermes triceromegas*; soldier described and figured.
- Desneux, 1904b: 24 • *Calotermes triceromegas*; reference list. Argentina.
- Holmgren, 1906: 667 • *Calotermes triceromegas*; distribution. Argentina.
- Snyder, 1922: 18 • *Cryptotermes triceromegas*; remarks; new combination.
- Emerson, 1925: 331 • *Kalotermes (Glyptotermes) triceromegas*; listed; remarks.
- Snyder, 1949a: 38 • *Procryptotermes triceromegas*; catalog; reference list; new combination. Argentina.
- Krishna, 1961: 363 • *Tauritermes triceromegas*; listed; new combination.
- Araujo, 1977c: 24 • *Tauritermes triceromegas*; catalog. Argentina.
- Torales et al., 1997: 48 • *Tauritermes triceromegas*; distribution. Argentina.
- Constantino, 1998b: 155 • *Tauritermes triceromegas*; catalog. Argentina.
- Fontes, 1998: 329 • *Tauritermes triceromegas*; catalog; distribution. Argentina.
- Torales et al., 2005b: 259–280 • *Tauritermes triceromegas*; checklist; diversity; littoral; distribution. Argentina.
- Torales et al., 2005a: 859 • *Tauritermes triceromegas*; distribution. Argentina: Córdoba, Corrientes, Salta.
- Torales et al., 2008: 36 • *Tauritermes triceromegas*; distribution. Argentina: Corrientes, Formosa.

🌐 DISTRIBUTION: Neotropical Region—Argentina: Córdoba, Corrientes, Formosa, Salta.

***Tauritermes vitulus* Araujo and Fontes, 1979**

***Tauritermes vitulus* Araujo and Fontes, 1979: 33–34 (imago, soldier), figs. 1–15.**

TYPE DATA: Holotype: MZUSP soldier. Paratypes: MZUSP imagoes, soldiers, workers, AMNH imagoes, soldiers, workers, AMNH imagoes, soldiers, workers [not type locality].

TYPE LOCALITY: Brazil: Santa Catarina: Blumenau.

- Fontes, 1983: 139 • *Tauritermes vitulus*; additions and corrections to Araujo's catalog, 1977c.
- Constantino, 1998b: 155 • *Tauritermes vitulus*; catalog. Brazil.
- Constantino, 1999a: figs. 22, 23 • *Tauritermes vitulus*; soldier figured.
- Constantino, 2002c: 356, table 1 • *Tauritermes vitulus*; checklist; damage; distribution. Brazil.
- Constantino, 2002a: figs. 36–37 • *Tauritermes vitulus*; soldier figured.

🌐 DISTRIBUTION: Neotropical Region—Brazil: Santa Caterina.

KALOTERMITIDAE *incertae sedis*

Calotermes smeathmani Müller, 1873

Calotermes smeathmani Müller, 1873: 341 (soldier).

TYPE DATA: Syntype(s) (depository unknown): soldier.

TYPE LOCALITY: Brazil: Santa Catarina.

- Silvestri, 1903: 36, 104 • *Calotermes Smeathmani*; remarks; “*species negligenda*.”
- Snyder, 1922: 18 • *Calotermes smeathmani*; remarks; both Müller, 1873 and Silvestri, 1903 quoted.
- Snyder, 1949a: 345 • *Kalotermes smeathmani*; catalog; placed in not identified to species.

†*Glyptotermes* Armbruster, 1941

†*Glyptotermes* Armbruster, 1941: 20 [described as a subgenus of *Calotermes*].

TYPE SPECIES: *Calotermes (Glyptotermes) assmuthi* Armbruster, 1941 by monotypy.

- Nel and Paicheler, 1993: 131 • *Glyptotermes* [as Kalotermitidae genus *incertae sedis*].

▲ 1 species.

🌐 DISTRIBUTION: Palaeartic Region.

†*Calotermes (Glyptotermes) assmuthi* Armbruster, 1941

†*Calotermes (Glyptotermes) assmuthi* Armbruster, 1941: 20 (imago), unnumbered fig. on p. 9 [Upper Miocene].

TYPE DATA: Holotype: SMNS No. 2046 imago.

TYPE LOCALITY: Germany: Württemberg: Randeck, near Stuttgart.

- Emerson, 1971: 297 • *Calotermes (Glyptotermes) assmuthi*; systematic position doubtful.
- Weidner, 1971: 45 • *Calotermes (Glyptotermes) assmuthi*; listed.
- Nel and Paicheler, 1993: 131 • *Glyptotermes assmuthi* [as Kalotermitidae genus *incertae sedis*]; type data; paleontology; distribution.

🌐 DISTRIBUTION: Palaeartic Region—Germany.

* FOSSIL RECORD: Cenozoic–Neogene: Miocene.

Species inquirendae

- Calotermes (Calotermes) banksi*** Holmgren, 1911a: 53 [**nomen nudum**. America].
 — Snyder, 1949a: 345 • *Kalotermes banksi*; catalog; placed in not identified to species.
- Calotermes (Calotermes) californicus*** Holmgren, 1911a: 53 [**nomen nudum**. America].
 — Poole and Gentili, 1997: 494 • *Calotermes californicus*; listed; unavailable name.
 — Snyder, 1949a: 345 • *Kalotermes californicus*; catalog; placed in not identified to species.
- Calotermes (Calotermes) equatorianus*** Holmgren, 1911a: 53 [**nomen nudum**. America].
 — Snyder, 1949a: 345 • *Kalotermes equatorianus*; catalog; placed in not identified to species.
- Calotermes (Cryptotermes) cubanus*** Holmgren, 1911d: 549 [**nomen nudum**].
 — Snyder, 1949a: 345 • *Cryptotermes cubanus*; catalog; placed in not identified to species.
- Calotermes (Neotermes) chacoensis*** Holmgren, 1911a: 54 [**nomen nudum**. America].
 — Costa Lima, 1941: 382 • *Calotermes (Neotermes) chacoensis*; listed.
 — Snyder, 1949a: 345 • *Neotermes chacoensis*; catalog; placed in not identified to species.
- Calotermes (Neotermes) haitiensis*** Holmgren, 1911a: 54 [**nomen nudum**. America].
 — Costa Lima, 1941: 382 • *Calotermes (Neotermes) haitiensis*; listed.
 — Snyder, 1949a: 345 • *Neotermes haitiensis*; catalog; placed in not identified to species.
- Calotermes (Neotermes) nigeriae*** Holmgren, 1911a: 54 [**nomen nudum**; as “*Nigeriae*”].
 — Hegg, 1922: 682 • *Calotermes (Neotermes) nigeriae*; reference list; distribution.
 — Snyder, 1949a: 345 • *Neotermes nigeriae*; catalog; placed in not identified to species.
- Calotermes (Rugitermes) paranaensis*** Holmgren, 1911a: 54 [**nomen nudum**. America].
 — Snyder, 1949a: 345 • *Neotermes paranaensis*; catalog; placed in not identified to species.
- †***Calotermes (Calotermes) erythropros*** Rosen, 1913a: 333 [**nomen nudum**; specimen in Naturhistorischen Museum in Wien].
 — Snyder, 1925d: chart 1 • *Kalotermes (Kalotermes) erythropros*; listed.
 — Spahr, 1992: 35 • *Kalotermes erythropros*; synonymy. Copal fossil.
 — Nel and Paicheler, 1993: 121 • *Kalotermes erythropros*; as *Kalotermitidae* (?); nomen nudum; “type” data; paleontology; distribution.
 — Snyder, 1949a: 358 • *Kalotermes erythropros*; catalog. Copal, East Africa.
- †***Calotermes (Calotermes) resinatus*** Rosen, 1913a: 333 [**nomen nudum**].
 — Snyder, 1925d: chart 1 • *Kalotermes (Kalotermes) resinatus*; listed.
 — Ponomarenko and Schultz, 1988: 34 • *Calotermes resinatus* [as nomen nudum]; “holotype” listed.
 — Spahr, 1992: 35 • *Kalotermes resinatus*; synonymy. Copal fossil.
 — Nel and Paicheler, 1993: 121 • *Kalotermes resinatus* [as *Kalotermitidae* (?) nomen nudum]; paleontology; distribution.
 — Snyder, 1949a: 358 • *Kalotermes resinatus*; catalog. Copal, Gold Coast.
- †**Genus? Spec?** Weidner and Riou, 1986: 353 (imago), fig. 9, as “*Kalotermitidarum genus species*” [**nomen nudum**].

SCIENTIFIC PUBLICATIONS OF THE AMERICAN MUSEUM OF NATURAL HISTORY

AMERICAN MUSEUM NOVITATES

BULLETIN OF THE AMERICAN MUSEUM OF NATURAL HISTORY

ANTHROPOLOGICAL PAPERS OF THE AMERICAN MUSEUM OF NATURAL HISTORY

PUBLICATIONS COMMITTEE

ROBERT S. VOSS, CHAIR

BOARD OF EDITORS

JIN MENG, PALEONTOLOGY

LORENZO PRENDINI, INVERTEBRATE ZOOLOGY

ROBERT S. VOSS, VERTEBRATE ZOOLOGY

PETER M. WHITELEY, ANTHROPOLOGY

MANAGING EDITOR

MARY KNIGHT

Submission procedures can be found at <http://research.amnh.org/scipubs>

All issues of *Novitates* and *Bulletin* are available on the web from
<http://digitallibrary.amnh.org/dspace>

Order printed copies from <http://www.amnhshop.com> or via standard mail from:
American Museum of Natural History—Scientific Publications
Central Park West at 79th Street
New York, NY 10024

Ⓢ This paper meets the requirements of ANSI/NISO Z39.48-1992 (permanence of paper).

ON THE COVER: LITHOGRAPH OF *ARCHOTERMOPSIS WROUGH-*
TONI (DESNEUX) FROM A.D. IMMS, 1919.