



A new bellflower, *Campanula dersimensis* (Campanulaceae), from E Anatolia, Turkey

Authors: Fırat, Mehmet, Özüdoğru, Barış, and Yıldırım, Hasan

Source: *Willdenowia*, 52(2) : 167-177

Published By: Botanic Garden and Botanical Museum Berlin (BGBM)

URL: <https://doi.org/10.3372/wi.52.52202>

BioOne Complete (complete.BioOne.org) is a full-text database of 200 subscribed and open-access titles in the biological, ecological, and environmental sciences published by nonprofit societies, associations, museums, institutions, and presses.

Your use of this PDF, the BioOne Complete website, and all posted and associated content indicates your acceptance of BioOne's Terms of Use, available at www.bioone.org/terms-of-use.

Usage of BioOne Complete content is strictly limited to personal, educational, and non - commercial use. Commercial inquiries or rights and permissions requests should be directed to the individual publisher as copyright holder.

BioOne sees sustainable scholarly publishing as an inherently collaborative enterprise connecting authors, nonprofit publishers, academic institutions, research libraries, and research funders in the common goal of maximizing access to critical research.

A new bellflower, *Campanula dersimensis* (*Campanulaceae*), from E Anatolia, Turkey

Mehmet Firat¹, Barış Özüdoğru^{2,3} & Hasan Yıldırım⁴

Version of record first published online on 29 June 2022 ahead of inclusion in August 2022 issue.

Abstract: *Campanula dersimensis* Firat & Yıldırım, a new species endemic to the E Anatolian region of Turkey, is described and illustrated. It is currently known from two localities in Tunceli province (Dersim). *Campanula dersimensis* shows similarities to *C. quercetorum* Hub.-Mor. & C. Simon and *C. yildirimlii* Kit Tan & Sorger. A close relationship of the three taxa is also supported by phylogenetic analyses based on the nuclear-encoded ribosomal internal transcribed spacer (ITS) region. Diagnostic morphological characters are discussed and compared with those of closely related taxa. *Campanula dersimensis* is easily distinguished from related species, especially by its retrorsely hairy stem and leaf surface, to 1 mm long calyx appendages and glabrous and light greenish yellow to yellowish white corollas.

Keywords: Anatolia, endemic, *Campanula quercetorum*, *Campanula yildirimlii*, *Campanulaceae*, new species, novelty, taxonomy, Tunceli province, Turkey

Article history: Received 13 February 2022; peer-review completed 17 March 2022; received in revised form 18 April 2022; accepted for publication 26 April 2022.

Citation: Firat M., Özüdoğru B. & Yıldırım H. 2022: A new bellflower, *Campanula dersimensis* (*Campanulaceae*), from E Anatolia, Turkey. – Willdenowia 52: 167–177. <https://doi.org/10.3372/wi.52.52202>

Introduction

Campanula L. is the largest genus of the family *Campanulaceae* and is represented by c. 420 species, distributed in temperate and subtropical regions of the N hemisphere (Federov 1957; Lammers 2007a, 2007b). The main centres of diversity for the genus are in the E Mediterranean region and the Caucasus, with approximately 150 species (Fedorov & Kovanda 1976; Contandriopoulos 1984; Jones & al. 2017). The majority of *Campanula* taxa are microclimatically and edaphically specialized rupicolous plants, and are often narrow endemics (Damboldt 1965; Kovanda 1970; Park & al. 2006; Pignatti 1982). The hotspots of endemic *Campanula* species are found in the E Mediterranean, the Balkans, the Caucasus and Turkey (Borsch & al. 2009; Haberle & al. 2009; Khansari & al. 2012).

Campanula is present in Turkey with c. 128 taxa, of which 61 are endemic, with an endemism rate of 47.7% (Damboldt 1965, 1978; Davis & al. 1988; Duman 1999; Güner 2000; Yıldız & Alçitepe 2010; Alçitepe 2011; İkinci 2012; Yıldırım 2013; Yıldırım & Şenol 2014; Mutlu & Karakuş 2015; Behçet & İlçim 2018; Yıldırım 2018; Yıldırım & al. 2019). The genus is represented in Turkey by six subgenera, namely *C. subg. Brachycodonia* (Fed.) Damboldt, *C. subg. Campanula*, *C. subg.*

Megalocalyx Damboldt, *C. subg. Rapunculus* (Fourr.) Charadze, *C. subg. Roucela* (Dumort.) Damboldt and *C. subg. Sicyodon* (Feer) Damboldt. *Campanula* in Turkey was further divided into 13 sections by Damboldt (1978).

Campanula sect. *Rupestres* is characterized as follows: plants perennial, suffruticose-caespitose; stems numerous, fragile, few-flowered, often low; basal leaves usually in dense rosettes; calyx appendages distinctly developed or inconspicuous; capsule opening by 3 basal pores, rarely dehiscing irregularly between ribs (Phitos 1965; Damboldt 1978; Yıldırım 2013).

In the summer of 2012, during a botanical trip by the first author to districts of Nazimiye and Ovacık in Tunceli province (Dersim), in E Anatolia, Turkey, an interesting specimen of *Campanula* was collected. As a result of a detailed literature survey and morphological studies with copious herbarium material along with phylogenetic analyses, it was concluded that the plants from Tunceli province differed from their close relatives.

Material and methods

The samples of new species were compared with herbarium specimens at the herbaria AEF, AIBU, ANK,

1 Department of Biology, Faculty of Education, Van Yüzcüncü Yıl University, Van, Turkey.

2 Department of Biology, Faculty of Science, Hacettepe University, Ankara, Turkey.

3 Hacettepe University, Biological Diversity Research and Application Center, 06800 Beytepe, Ankara, Turkey.

4 Department of Biology, Faculty of Science, Ege University, 35100 Bornova, Izmir, Turkey.

Author for correspondence: Mehmet Firat, kuyucak65@yahoo.com

B, E, EGE, G, GAZI, HUB, ISTE, ISTF, K, NGBB, P, VANF, W and WU (herbarium codes according to Thiers 2022+) as well as the personal herbarium of M. Firat by Hasan Yıldırım. In addition, relevant literature (Phitos 1963, 1964, 2016; Boissier 1875; Fedorov 1957; Rechinger & Schimann-Czeika 1965 Damboldt 1976, 1978; Fedorov & Kovanda 1976; Pignatti 1982; Davis & al. 1988; Lammers 2007a, 2007b; Güner 2000; İkinci 2012) was reviewed. The gross morphology of the new species, *Campanula quercetorum* Hub.-Mor. & C. Simon and *C. yildirimlii* Kit Tan & Sorger were examined using a stereo-binocular microscope.

Total genomic DNA was extracted using the DNeasy Plant Mini Kit (Qiagen, Hilden, Germany) following the manufacturer's instructions. Internal Transcribed Spacer (ITS) regions (including ITS1 and ITS2) and the 5.8S gene of nuclear ribosomal DNA (hereafter ITS) were amplified using the primers ITS1 and ITS4 (White & al. 1990). Polymerase chain reaction (PCR) amplification was carried out in 50- μ L volumes containing 25 μ L of Dreamtag green PCR Mastermix (Thermo-Fisher Scientific, U.S.A.), 23 μ L of water, 0.5 μ L each of primer, and 1 μ L of DNA template. The PCR conditions were: 95°C for 3 min; 35 cycles at 95°C for 35 s, 48°C for 35 s, and 70°C for 1 min; and finally 72°C for 10 min. Purification

and sequencing were performed by ECGR Lab (Hacettepe University, Biology Department, Ankara, Turkey). Exonuclease (ExoI) and shrimp alkaline phosphatase (SAP) enzymes were used to purify the PCR products. Sequence purification was accomplished by adding sodium acetate to the samples and then centrifuging them at 13,000 rpm for 20 min with 100% alcohol and then for 5 min with 70% alcohol, respectively. An Applied Biosystem Genetic Analyzer 3500 was used to perform Sanger sequencing of the PCR products. The ITS sequences of two specimens of *Campanula* sp. nov., two specimens of *C. quercetorum*, and one specimen of *C. yildirimlii* were obtained in the present study for the first time, and the remaining sequences from the genus *Campanula* were taken from GenBank (Table 1). The Turkish members of the traditional *C. sect. Rupestres* and the CAM 17 clade described by Mansion & al. (2012), in addition to *C. jacquinii* (Sieber) A. DC. as an outgroup, were used in the phylogenetic analyses for 2 reasons: (1) considering the large number of species in *C. sect. Rupestres*, only Turkish members of the section were selected because the aim of this study was to reveal the relationship between the new species and its assumed close relatives, *C. quercetorum* and *C. yildirimlii*, rather than revealing the phylogeny of this section; (2) some species from outside

Table 1. Voucher information and GenBank accession numbers of the ITS sequences used in the phylogenetic analyses. Sequences newly generated for this study are marked with an asterisk (*).

<i>Campanula</i> species	Voucher information	GenBank accession no.
<i>C. argentea</i>	Turkey, Erzincan: <i>H. Yıldırım</i> 3265 (EGE!)	MT774677
<i>C. bellidifolia</i>	Armenia, Lori province: Mt Lalvar, <i>Fayvush, Tamanyan, Ter-Voskanian & Vitek</i> 03-0453 (B 10 0259162)	MT774629
<i>C. bornmuelleri</i>	Turkey, Van: Bahçesaray road, <i>H. Yıldırım</i> 3139 (EGE!)	MT774679
<i>C. calaminthifolia</i>	Greece: Isl. Naxos, Mt Koronos, <i>Runemark</i> 51461 (LD 1377534)	MT774671
<i>C. choruhensis</i>	Turkey, Erzurum: Erzurum to Artvin way to Morkayalar, <i>H. Yıldırım</i> 2931 (EGE!)	MT774619
<i>C. conferta</i>	Turkey, Tunceli: Ovacık üzeri, Kepirtepe aşağısı, Kepir Yaylası, <i>H. Yıldırım</i> 3096 (EGE!)	MT774675
<i>C. dersimensis</i>	Turkey, Tunceli: on way from Tunceli to Nazimiye, Kutu Deresi, around Zülfikar fountain, 1040 m, limestone rock crevices, 1 Aug 2012, <i>M. Firat</i> 28888 (holotype: EGE 43200!)	OL764503*, OL764504*
<i>C. isaurica</i>	Turkey, Antalya: Göndoğmuş, Cirlavik hill, <i>H. Yıldırım</i> 2989 (EGE!)	MT774626
<i>C. karakuschensis</i>	Turkey, Van: Mt Erek, <i>H. Yıldırım</i> 3133 (EGE!)	MT774674
<i>C. massalskyi</i>	Turkey, Kars: Digor, <i>H. Yıldırım</i> 3123 (EGE!)	MT774624
<i>C. pinnatifida</i>	Turkey, Kayseri: Pınarbaşı, <i>H. Yıldırım</i> 3028 (EGE!)	MT774621
<i>C. pulvinaris</i>	Turkey, Yozgat: Çayırhan to Büyük Toraman, <i>H. Yıldırım</i> 3671 (EGE!)	MT774620
<i>C. quercetorum</i>	Turkey, Tunceli: Pülümür-Tunceli road in front of tunnel 8, 1200 m, on rock, 20 Jul 2015, <i>H. Yıldırım</i> 3461 (EGE!)	OL764505*, OL764506*
<i>C. scoparia</i>	Turkey, Malatya: Darende girişi, <i>H. Yıldırım</i> 3062 (EGE!)	MT774618
<i>C. stricta</i>	Turkey, Malatya: Arapgir, summit of Mt Göldağı, <i>H. Yıldırım</i> 3465 (EGE!)	MT774617
<i>C. strigillosa</i>	Turkey, Sivas: E Gök Pinar, <i>Sorger</i> 76-21-11 (B 10 0356910)	MT774702
<i>C. teucroides</i>	Turkey, İzmir: Boz Dağ, <i>Hein</i> 4238a (B 10 0209967)	MT774710
<i>C. tridentata</i>	Turkey, Rize: Alpine pasture 800 m E of Ovitdagi pass, <i>Svensson</i> 6219 (LD 1312844)	MT774708
<i>C. yildirimlii</i>	Turkey, Erzincan: Kemaliye, Salihli village, 1484 m, serpentine area, 15 Jul 2014, <i>H. Yıldırım</i> 3060 (EGE!)	OL764507*
<i>C. yildirimlii</i>	Turkey, Malatya: Arapgir to Kayaarası canyon, <i>H. Yıldırım</i> 2900 (EGE!)	MT774688
<i>C. jacquinii</i> (outgroup)	Greece: Isl. Crete, Montes Lefka Ori, supra pagum Kampi in loco Chionotrypa, <i>Tzanoudakis</i> 1520 (UPA)	MT774694



Fig. 1. Holotype of *Campanula dersimensis*: M. Firat 28888 (EGE 43200).




Fig. 2. *Campanula dersimensis*: A: habitat; B: habit; C: rosette leaves; D: part of stem, cauline leaf and indumentum; E: part of inflorescence; F: flowers. – Turkey, Tunceli, 2012, photographs by Mehmet Firat.

of *C. sect. Rupestres* were also used to obtain a compatible tree with the CAM17 clade of Mansion & al. (2012).

The raw ITS sequences were edited with Codon code aligner (CodonCode Corporation) and aligned with MUSCLE v.3.6 (Edgar 2004). The alignment file is provided as Supplementary file S1. The GTR+G model was selected by MEGA X (Kumar & al. 2018). Maximum likelihood analysis was performed with RAxML (Stamatakis 2006), choosing the rapid bootstrapping option with 1000 bootstrap iterations. Bayesian analysis was performed using MrBayes 3.2.6 (Ronquist & Huelsenbeck 2003). Two simultaneous runs of Metropolis-coupled Markov chain Monte Carlo (MCMC) were sampled for 10,000,000 generations, and one tree was sampled every 1000 generations. The phylogenetic trees were visualized using FigTree v1.4.4 (Rambaut 2018).

Results

Campanula dersimensis Firat & Yıldırım, **sp. nov.** – Fig. 1–3.

Holotype: Turkey, B7, Tunceli, on way from Tunceli to Nazimiye, Kutu Deresi, around Zülfikar fountain, 39°11'N, 39°42'E, 1040 m, limestone rock crevices, 1 Aug 2012, *M. Firat* 28888 (EGE 43200!; isotypes: HUB!, VANF!, herb. *M. Firat*!).

Diagnosis — *Campanula dersimensis* is similar to *C. quercetorum* and *C. yildirimlii*. It is easily distinguished from them mainly by having stems erect, dark green, unbranched or shortly branched in upper half, retrorsely hirtulous to pubescent-puberulent, rarely subglabrous above; bracts 4–20 mm long, distinctly hairy; calyx lobes




Fig. 3. A–C: *Campanula dersimensis*; A: habit; B: inflorescence; C: flower; Turkey, Tunceli, 2012. – D–F: *C. quercetorum*; D: habit; E: inflorescence; F: flower; Turkey, Tunceli, 2015. – G–I: *C. yildirimlii*; G: habit; H: inflorescence; I: flower; Turkey, Erzincan, 2014. – Photographs: A–C, F by Mehmet Fırat; D, E, G–I by Hasan Yıldırım.

pointed backward, linear-lanceolate, retrorsely hispidulous toward apex; calyx appendages present, to 1 mm long; corolla light greenish yellow to yellowish white, mostly glabrous outside; capsule broadly ovoid-cylindric when mature, glabrous, membranous structure between veins breaking down and capsule opening with (9 or)10 valves.

Description — Herbs perennial, monocarpic, caespitose, with thick roots. *Stems* many, woody-based, erect, dark green, 15–85 cm long, unbranched or shortly branched in upper half, retrorsely hirtulous to pubescent-puberulent, rarely subglabrous above. *Rosette leaves* spatulate to oblanceolate, 1.5–8 × 0.5–2.3 cm, both surfaces densely retrorsely hirsute and pubescent, margin usually retrorsely hispidulous; petiole winged. *Cauline leaves* spatulate-oblanceolate to elliptic, 1–8 × 0.4–2 cm, both surfaces hirsute-pubescent, margin serrate to dentate, hispidulous or hirtulous; petiole absent to short and winged. *Inflorescence* spicate to branched spicate; flowers solitary or in clusters of 2 or 3, sessile or pedicel to 2 mm long. *Bracts* distinct, 1–3 at each node, linear-lanceolate, 4–20 mm long, both surfaces densely pubescent to puberulent, margin retrorsely hispidulous. *Calyx* tube with pronounced dark green veins and light green membranous structure between veins; calyx lobes pointed backward, linear-lanceolate, 3–6 × 1–2 mm, retrorsely hispidulous toward apex; calyx appendages to 1 mm long. *Corolla* light greenish yellow to yellowish white, cylindric-campanulate, 9–17 × 4–6 mm, split to 1/5–1/4, glabrous outside, long hairy inside; corolla lobes triangular, 2–4 × 1–2.5 mm, midrib and apex sometimes sparsely hirtulous. *Stamens* 5–9 mm long; filament 2–3 mm long, triangular at base, base 1–1.7 mm wide, margin shortly hairy; anther 3–6 mm long. *Style* 5–11 mm long, as long as corolla or slightly

exserted; stigma 3-lobed. *Capsule* broadly ovoid-cylindric when mature, 2–6 × 1.5–5 mm, glabrous, prominently (9 or)10-ribbed; membranous structure between veins breaking down and capsule opening with (9 or)10 valves.

Phenology — Flowering in July and August.

Etymology — The specific epithet is derived from Dersim, which is the former name of Tunceli province.

Distribution and ecology — *Campanula dersimensis* is a local endemic to Tunceli province, E Anatolia, Turkey (Fig. 4), and belongs to the Irano-Turanian floristic

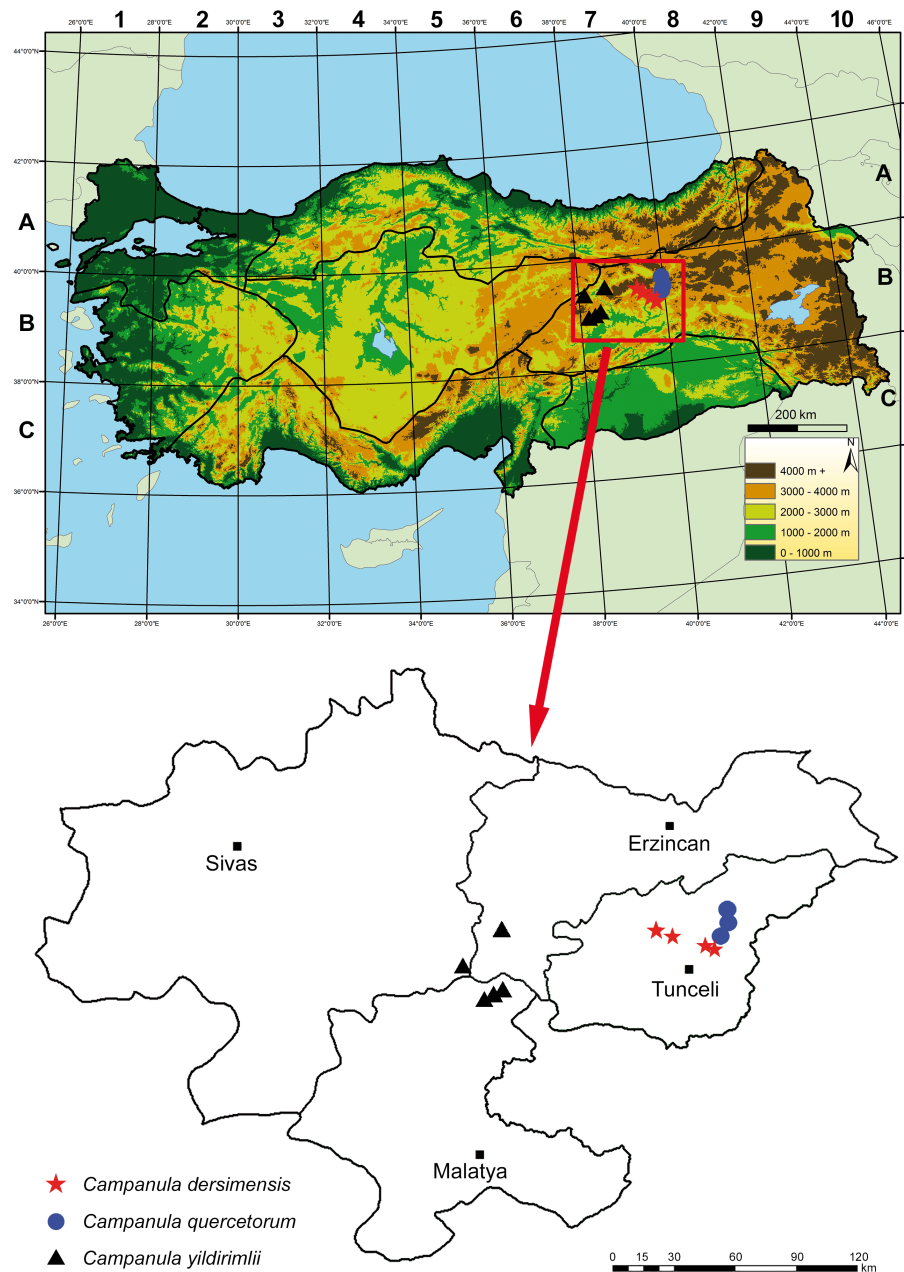


Fig. 4. Distribution map for *Campanula dersimensis*, *C. quercetorum* and *C. yildirimlii* in Turkey.

Table 2. Morphological differences between *Campanula dersimensis*, *C. quercetorum* and *C. yildirimlii*.

Characters	<i>C. dersimensis</i>	<i>C. quercetorum</i>	<i>C. yildirimlii</i>
Plant colour	dark green	green	glaucous
Stem	erect, 15–85 cm long, unbranched or shortly branched in upper half, retrorsely hirtulous to pubescent-puberulent, rarely subglabrous above	prostrate to ascending, 10–40 cm long, distinctly branched, retrorsely hirsute to pubescent	erect, 25–92 cm long, unbranched or very shortly branched, glabrous
Leaves	both surfaces densely retrorsely hirsute and pubescent, margin usually retrorsely hispidulous and hirtulous	both surfaces densely retrorsely hirsute to pubescent, margin hispidulous and hirtulous	both surfaces glabrous, margin retrorsely hispidulous
Inflorescence	spicate to branched spicate; flowers solitary or in clusters of 2 or 3, sessile or pedicel to 2 mm long	racemose to paniculate; flowers solitary, pedicel 1–9 mm long	spicate; flowers solitary or in clusters of 2–7, sessile or pedicel to 2 mm long
Bracts	4–20 mm long, both surfaces densely pubescent to puberulent, margin retrorsely hispidulous	4–12 mm long, both surfaces and margin hispidulous	2–4 mm long, glabrous
Calyx lobes	linear-lanceolate, 3–6 mm long, retrorsely hispidulous toward apex	linear-lanceolate, 4.7–6.7 mm long, retrorsely hispidulous at apex	triangular, 2.5–6 mm long, glabrous
Calyx appendages	to 1 mm long	to 0.8 mm long	absent
Corolla	light greenish yellow to yellowish white, 9–17 mm long, splitting to 1/5–1/4, glabrous outside, midrib and apex of lobes sometimes sparsely hirtulous	whitish blue, cream or light greenish yellow to whitish pink, 10–17 mm long, splitting to 1/5–1/4, wholly retrorsely hirsute outside or sometimes only on midrib	whitish to pinkish purple, 8–15 mm long, splitting to 1/4–1/3, glabrous outside
Filaments	2–3 mm long, triangular at base, shortly hairy at margin of base	1.7–2.7 mm long, triangular at base, ciliate at margin of base	2–3 mm long, triangular at base, papillate-puberulent at margin of base
Anthers	3–6 mm long	4–5.5 mm long	5–7 mm long
Style	5–11 mm long	6–13 mm long	8–13 mm long
Capsule	broadly ovoid-cylindric when mature, 2–6 × 1.5–5 mm, glabrous, (9 or) 10-ribbed, membranous structure between veins breaking down and capsule opening with (9 or) 10 valves	semiglobose when mature, 2.5–4.8 × 2–3.5 mm, densely hirsute, 9- or 10-ribbed, capsule opening with 3 basal pores	globose when mature, 2–4 × 2–4 mm, glabrous, 10-ribbed, membranous structure between veins breaking down and capsule opening with 5–10 valves

Additional specimens examined — ***Campanula dersimensis* (paratypes)** — TURKEY: TUNCELI: on way from Tunceli to Nazimiye, Kutu Deresi, 39°12'N, 39°39'E, 1104 m, rocky areas, 5 Aug 2014, *M. Firat* 31538 (herb. M. Firat!); same locality, 28 Jul 2012, *M. Firat* 28876 (herb. M. Firat!); on way from Tunceli to Ovacık, Munzur valley, 39°15'N, 39°28'E, 1087 m, rocky areas, 27 Jul 2012, *M. Firat* 28868 (herb. M. Firat!); Tunceli-Ovacık road, Ovacık canyon, approximately 20 km from Ovacık district, 39°17'N, 39°23'E, 1127 m, 21 Jul 2015, *H. Yıldırım* 3464a (EGE!).

Campanula quercetorum — TURKEY: TUNCELI: on way from Tunceli to Nazimiye, Kutu Deresi, 39°14'N, 39°44'E, 1272 m, rocky areas, 28 Jul 2012, *M. Firat* 28892 (herb. M. Firat); Kutu Deresi, Pülümür road, on rocks, 21 Jul 2014, *H. Yıldırım* 3103 (EGE!); Pülümür-Tunceli road in front of tunnel 8, 39°20'N, 39°47'E, 1200 m, on rock, 20 Jul 2015, *H. Yıldırım* 3461 (EGE!); Pülümür, Tunceli to Pülümür NE of Tunceli, 1500 m, on steep, open slopes, 26 Aug 1986, *Archibald* 8139 (E

148/88-48!); Tunceli-Pülümür, Quercetum beim Karakol am Harçık suyu, 1100 m, 28 Jun 1951, *Huber-Morath* 11072 (G!); Pülümür, Kalkschlucht [limestone gorge] Tunceli-Pülümür, 46 km nördlich Tunceli, 1100 m, 7 Jun 1959, *Huber-Morath* 15705 (G!).

Campanula yildirimlii — TURKEY: ERZINCAN: Kemaliye, Sandıkbağı surroundings, 900 m, rocky places, 17 Nov 1980, *Ş. Yıldırım* 4174 (paratypes: ANK!, B!); Kemaliye, Salihli village, 39°20'N, 38°30'E, 1484 m, serpentine area, 15 Jul 2014, *H. Yıldırım* 3060 (EGE!). — MALATYA: Arguvan, Göldağı slopes, Yukarı Soğuksu, Perideresi valley, 39°02'N, 38°25'E, 1484 m, 15 Jun 2014 (sterile), *H. Yıldırım* 2887 (EGE!); Arguvan, Divriği road 3 km, 39°01'N, 38°23'E, 1609 m, limestone cliffs, 21 Jul 2015, *H. Yıldırım* 3469 (EGE!); Arapgir, Kayaarası Kanyonu, fish farm, 39°02'50"N, 38°26'31"E, 1195 m, cliff, 8 Sep 2015, *H. Yıldırım* 3690 (EGE!). — MALATYA/ SİVAS: Arapgir, 2–3 km after Divriği road junction, near fountain, 39°10'N, 38°17'E, 1451 m, 8 Sep 2015, *H. Yıldırım* 3691 (EGE!).

Discussion

Campanula dersimensis grows in rock crevices in the Ovacık canyon and on rocky roadsides along the road from Tunceli to Nazimiye. It is similar to *C. quercetorum* by its calyx structure and the presence of small appendages between the calyx lobes, and a close relationship was strongly supported by the Bayesian and maximum likelihood analyses (Fig. 5). It is also close to *C. yildirimlii* by its unbranched or shortly branched stems, corolla glabrous outside and capsules opening with 10 valves between the veins.

However, the new species is clearly distinguished from both *Campanula quercetorum* and *C. yildirimlii* by the features summarized in Table 2.

With the description of this new species, the total number of *Campanula* taxa in Turkey has increased to 129 (105 species), 62 of which are endemic to Turkey (Damboldt 1965, 1978; Davis & al. 1988; Duman 1999; Güner 2000; Yıldız & Alçitepe 2010; Alçitepe 2011; İkinci 2012; Yıldırım 2013; Yıldırım & Şenol 2014; Mutlu & Karakuş 2015; Behçet & İlçim 2018; Yıldırım 2018; Yıldırım & al. 2019).

The phylogenetic backbone of the tree was congruent with that of Liveri & al. (2020), and all of the species, assigned to the CAM17 clade of Mansion & al. (2012), except for *Campanula jacquinii* (outgroup), formed a monophyletic group. Additionally, the close relationship between *C. quercetorum* and *C. yildirimlii* was supported by the phylogenetic analyses, and those two species along with the newly described *C. dersimensis* comprised a clade.

Author contributions

MF collected the plant specimens and, together with HY, conducted the morphological studies. BÖ conducted the laboratory studies and phylogenetic analyses. MF, BÖ, and HY wrote the manuscript and approved the final version.

Acknowledgements

We thank the curators of the herbaria AEF, AIBU, ANK, B, E, EGE, G, GAZI, HUB, ISTE, ISTF, K, NGBB, P, VANF, W and WU. We are grateful to the Scientific and Technological Research Council of Turkey (TÜBİTAK), which has supported our research (Project Number:113Z072). We wish to thank Ilgın Deniz Can and Tuğçe Çalışkan for their technical assistance with the laboratory studies. We also wish to thank the reviewers, Tilo Henning (Leibniz Centre for Agricultural Landscape Research [ZALF], Müncheberg, Germany) and Dmtar Lakušić (Faculty of Biology, University of Belgrade, Beograd, Serbia), and the editor, Nicholas Turland, for improving the manuscript.

References

- Alçitepe E. 2011: New combinations in *Campanula* sect. *Quinqueloculares* from Turkey. – *Pakistan J. Bot.* **43**: 2243–2254.
- Behçet L. & İlçim A. 2018: *Campanula baskilensis* sp. nov. (*Campanulaceae*), a new chasmophyte from Turkey with unusual capsule dehiscence. – *Nordic J. Bot.* **36**: 1–5. Crossref.
- Boissier P. E. 1875: *Flora orientalis* **3**. – Geneva & Basel: H. Georg.
- Borsch T., Korotkova N., Raus T., Lobin W. & Lohne C. 2009: The *petD* group II intron as a species level marker: utility for tree inference and species identification in the diverse genus *Campanula* (*Campanulaceae*). – *Willdenowia* **39**: 7–33. Crossref.
- Contandriopoulos J. 1984: Differentiation and evolution of the genus *Campanula* in the Mediterranean region. – Pp. 140–175 in: Grant W. F. (ed.), *Plant biosystematics*. – Toronto: Academic Press. Crossref.
- Damboldt J. 1965: Zytotaxonomische Revision der isophyllen *Campanulaceae* in Europa. – *Bot. Jahrb. Syst.* **84**: 302–358.
- Damboldt J. 1976: Materials for a flora of Turkey 32: *Campanulaceae*. – *Notes Roy. Bot. Gard. Edinburgh* **35**: 39–52.
- Damboldt J. 1978: *Campanula* L. – Pp. 2–64 in: Davis P. H. (ed.), *Flora of Turkey and the East Aegean Islands* **6**. – Edinburgh: Edinburgh University Press.
- Davis P. H., Mill R. R. & Tan K. 1988: *Campanula* L. – Pp. 177–180 in: Davis P. H., Mill R. R. & Tan K. (ed.), *Flora of Turkey and the East Aegean Islands* **10** (Supplement 1). – Edinburgh: Edinburgh University Press.
- Duman H. 1999: Two new species of *Campanula* L. (*Campanulaceae*) from SW Turkey. – *Edinburgh J. Bot.* **56**: 355–360. Crossref.
- Edgar R. C. 2004: MUSCLE: Multiple sequence alignments with high accuracy and high throughput. – *Nucleic Acids Res.* **32**: 1792–1797. Crossref.
- Fedorov A. A. 1957: *Campanula* L. – Pp. 133–331, 459–468 in: Shishkin B. K. & Bobrov E. G. (ed.), *Flora URSS* **24**. – Mosqua & Leningrad: Editio Academiae Scientiarum URSS.
- Fedorov A. A. & Kovanda M. 1976: *Campanula* L. – Pp. 74–93 in: Tutin T. G., Heywood V. H., Burges N. A., Moore D. M., Valentine D. H., Walters S. M. & Webb D. A. (ed.), *Flora europaea* **4**. – Cambridge: Cambridge University Press.
- Güner A. 2000: *Campanula* L. – Pp. 171–175 in: Güner A., Özhatay N., Ekim T. & Başer K. H. C. (ed.), *Flora of Turkey and the East Aegean Islands* **11** (Supplement 2). – Edinburgh: Edinburgh University Press.
- Haberle R. C., Dang A., Lee T., Penafior C., Cortes-Burns H., Oestreich A., Raubeson L., Cellinese N., Edwards E. J., Kim S. T., Eddie W. M. M. & Jansen R. K. 2009: Taxonomic and biogeographic implications of a phylogenetic analysis of the *Campanu-*

- laceae* based on three chloroplast genes. – *Taxon* **58**: 715–734. Crossref.
- İkinci N. 2012: *Campanula* L. – Pp. 303–311 in: Güner A., Aslan S., Ekim T., Vural M. & Babaç M. T. (ed.), *Türkiye Bitkileri Listesi (Damarlı Bitkiler)*. – İstanbul: Nezahat Gökyiğit Botanik Bahçesi ve Flora Araştırmaları Derneği Yayını.
- Jones K. E., Koroktova N., Petersen J., Henning T., Borsch T. & Kilian N. 2017: Dynamic diversification history with rate upshifts in Holarctic bellflowers (*Campanula* and allies). – *Cladistics* **33**: 637–666. Crossref.
- Khansari E., Zarre S., Alizadeh K., Attar F., Aghabeigi F. & Salmaki Y. 2012: Pollen morphology of *Campanula* (*Campanulaceae*) and allied genera in Iran with special focus on its systematic implication. – *Flora* **207**: 203–211. Crossref.
- Kovanda M. 1970: Polyploidy and variation in the *Campanula rotundifolia* complex. Part 1 (general). – *Rozpr. Českoslov. Akad. Věd.* **80**: 1–95.
- Kumar S., Stecher G., Li M., Knyaz C. & Tamura K. 2018: MEGA X: Molecular Evolutionary Genetics Analysis across computing platforms. – *Molec. Biol. Evol.* **35**: 1547–1549. Crossref.
- Lammers T. G. 2007a: *Campanulaceae* Jussieu. – Pp. 26–57 in: Kadereit J. W. & Jeffrey C. (ed.), *The families and genera of vascular plants* **8**. – Berlin & Heidelberg: Springer. Crossref.
- Lammers T. G. 2007b: World checklist and bibliography of *Campanulaceae*. – Kew: The Board of Trustees of the Royal Botanic Gardens, Kew.
- Liveri E., Crowl A. A., Mavrodiev E., Yıldırım H., Kamari G. & Cellinese, N. 2020: Another piece of the puzzle, another brick in the wall: the inevitable fate of *Campanula* section *Quinqueloculares* (*Campanulaceae*: *Campanuloideae*). – *Taxon* **69**: 1239–1258. Crossref.
- Mansion G., Parolly G., Crowl A., Mavrodiev E., Cellinese N., Oganessian M., Fraunhofer K., Kamari K., Phitos D. & Haberle R. 2012: How to handle speciose clades? Mass taxon-sampling as a strategy towards illuminating the natural history of *Campanula* (*Campanuloideae*). – *PLoS One* **7**: e50076. Crossref.
- Mutlu K. & Karakuş Ş. 2015: A new species of *Campanula* (*Campanulaceae*) from Turkey. – *Phytotaxa* **234**: 287–293. Crossref.
- Park J., Kovačić S., Liber Z., Eddie W. M. M. & Schneeweiss G. M. 2006: Phylogeny and biogeography of isophyllous species of *Campanula* (*Campanulaceae*) in the Mediterranean area. – *Syst. Bot.* **31**: 862–880. Crossref.
- Phitos D. 1963: Beiträge zur Kenntnis der *Campanula rupestris*-Gruppe. – *Phyton* (Horn) **10**: 124–127.
- Phitos D. 1964: Trilokuläre *Campanula*-Arten der Ägäis. – *Oesterr. Bot. Z.* **111**: 208–230. Crossref.
- Phitos D. 1965: Die quinquelokularen *Campanula*-Arten. – *Oesterr. Bot. Z.* **112**: 449–498. Crossref.
- Phitos D. 2016: The section *Quinqueloculares* of the genus *Campanula* (*Campanulaceae*) and its polymorphism. Taxonomic review of the last decades. – *Bot. Chron. (Patras)* **21**: 91–102.
- Pignatti S. 1982: *Campanula* L. – Pp. 681–702 in: Pignatti S. (ed.), *Flora d'Italia* **2**. – Bologna: Egidricole.
- Rambaut A. 2018: FigTree v1.4.4. – <https://github.com/rambaut/figtree/releases>
- Rechinger K. H. & Schiman-Czeika, H. 1965: *Campanula* L. – Pp. 7–38 in: Rechinger K. H. & Schiman-Czeika H. (ed.), *Flora iranica* **13**. – Graz: Akademische Druck- und Verlagsanstalt.
- Ronquist F. & Huelsenbeck J. P. 2003: MrBayes 3: Bayesian phylogenetic inference under mixed models. – *Bioinformatics* **19**: 1572–1574. Crossref.
- Stamatakis A. 2006: RAxML-VI-HPC: maximum likelihood-based phylogenetic analyses with thousands of taxa and mixed models. – *Bioinformatics* **22**: 2688–2690. Crossref.
- Thiers B. M. 2022+ [continuously updated]: Index herbariorum: a global directory of public herbaria and associated staff. New York Botanical Garden's virtual herbarium. – Published at <http://sweetgum.nybg.org/science/ih/> [accessed 18 Apr 2022].
- White T. J., Bruns T., Lee S. & Taylor J. 1990: Amplification and direct sequencing of fungal ribosomal RNA genes for phylogenetics. – Pp. 315–322 in: Innis M. A., Gelfand D. H., Sninsky J. J. & White T. J. (ed.), *PCR protocols: a guide to methods and applications*. – New York: Academic Press. Crossref.
- Yıldırım H. 2013: *Campanula mugeana* sp. nov. (*Campanulaceae*) from western Anatolia, Turkey. – *Nordic J. Bot.* **31**: 419–425. Crossref.
- Yıldırım H. 2018: *Campanula leblebicii* (*Campanulaceae*), a new chasmophyte species from western Turkey. – *Phytotaxa* **376**: 114–122. Crossref.
- Yıldırım H. & Şenol S. G. 2014: *Campanula alisan-kilincii* (*Campanulaceae*), a new species from eastern Anatolia, Turkey. – *Turk. J. Bot.* **38**: 22–30. Crossref.
- Yıldırım H., Şentürk O., Özdöl T. & Pirhan A. F. 2019: A new bellflower, *Campanula phitosiana* sp. nov. (*Campanulaceae*) from Western Anatolia, Turkey. – *Phytotaxa* **399**: 25–36. Crossref.
- Yıldız K. & Alçitepe E. 2010: Taxonomy of *Campanula tomentosa* Lam. and *C. vardariana* Bocquet from Turkey. – *Turk. J. Bot.* **34**: 191–200.

Supplemental content online

See <https://doi.org/10.3372/wi.52.52202>

Supplementary file S1. Alignment in Nexus format for the ITS dataset.

Willdenowia

Open-access online edition bioone.org/journals/willdenowia



Online ISSN 1868-6397 · Print ISSN 0511-9618 · 2020 Journal Impact Factor 0.985

Published by the Botanic Garden and Botanical Museum Berlin, Freie Universität Berlin

© 2022 The Authors · This open-access article is distributed under the CC BY 4.0 licence