



Microsoft POC of S/4 Group Reporting Consolidation on S/4 Central Finance

Rob Leathem, S/4 Finance Architect

Ravi Kiran Jagannatham S/4 Finance Engineer

Session ID: **82506**

About the Speakers

Rob Leathem

- S/4 Finance Architect
- 21 years Global FI/CO
- 6 years @ Microsoft

Ravi Kiran Jagannatham

- S/4 Finance Engineer
- 16 years Global FI/CO
- 5 years @ Microsoft

Key Outcomes/Objectives

S/4 Group Reporting “Consolidation”

1. Overview
2. Core Capabilities & Scope
3. Adoption with S/4 Central Finance on Azure cloud

Agenda

- Finance Transformation
- S/4 Central Finance Foundation
- S/4 Group Reporting Consolidation POC
- Data Flow & Process Overview
- Lessons Learned EC-CS vs Group Reporting

FINANCE TRANSFORMATION

Re-design opportunities

Finance Transformation Opportunity

Microsoft – Azure Finance Journey

- Large ECC Instance running on “classic GL” on Azure cloud
- Extensive ecosystem surrounding SAP to achieve business goals
- Best in class user experience & flexibility using Azure
- Complex mixed ETL, Data lake, BW environment
- Modern Finance Digital Transformation well underway leveraging Azure

Azure Cloud + S/4 HANA

- S/4 Central Finance POC complete (2018)
- S/4 Central Finance Implementation project in progress
- S/4 Group Reporting – POC in progress



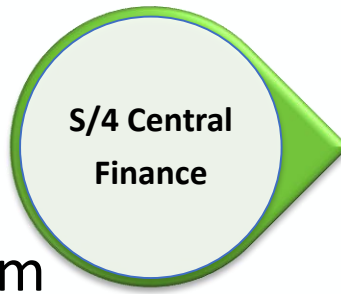
Best in Class Microsoft Tools + Market Leading SAP ERP + Azure Cloud Services

ASUG

S/4 CENTRAL FINANCE FOUNDATION

CFIN Transaction base

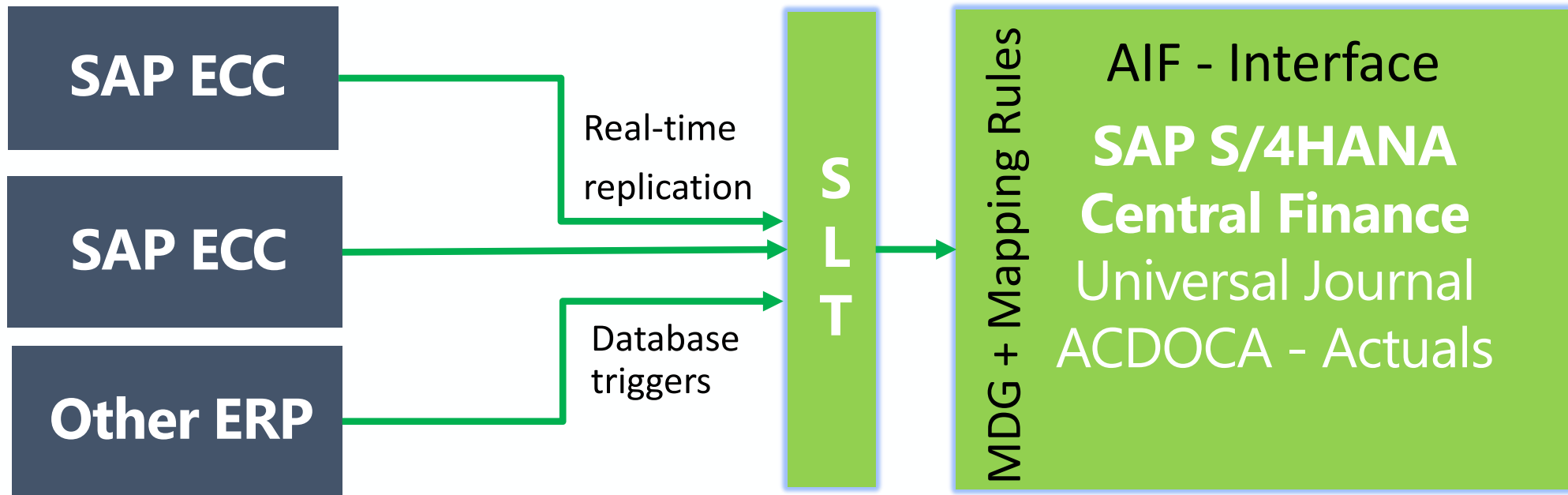
What is Central Finance (CFIN)?



CFIN is an **S/4 implementation approach** – start with Finance modules only

- Multiple SAP systems replicate financial data real-time to a **CFIN S/4 HANA** system
- Non-disruptive side-car approach – runs in parallel to existing SAP systems
 - SLT – System Landscape Replication Server – real time replication of documents
 - MDG – Master Data Governance + AIF for error monitoring & correction
 - Business Mapping Rules – Transforming data when required to new S/4 Universal Journal

Same capability as any full S/4 HANA System



Azure cloud - what's in it for Finance?



Scale

- 440GB → 24TB RAM large instances

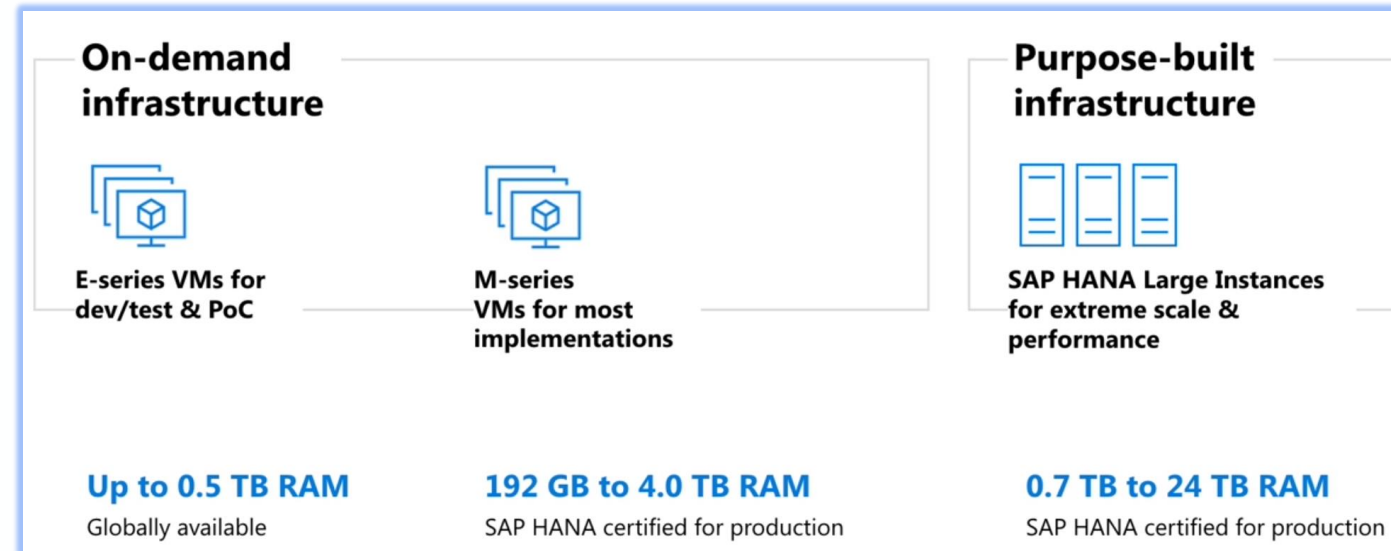
Cost

- Right-sizing lowers up-front system cost (OPEX vs CAPEX)
- Tight-sizing for close correlation of system sizes with service demands
- Ability to “snooze” systems during periods of non-use

Agility

- Enables quick creation of sand boxes & proof of concept systems
- Allows on-demand infrastructure

IaaS - Flexibility for Cloud Systems



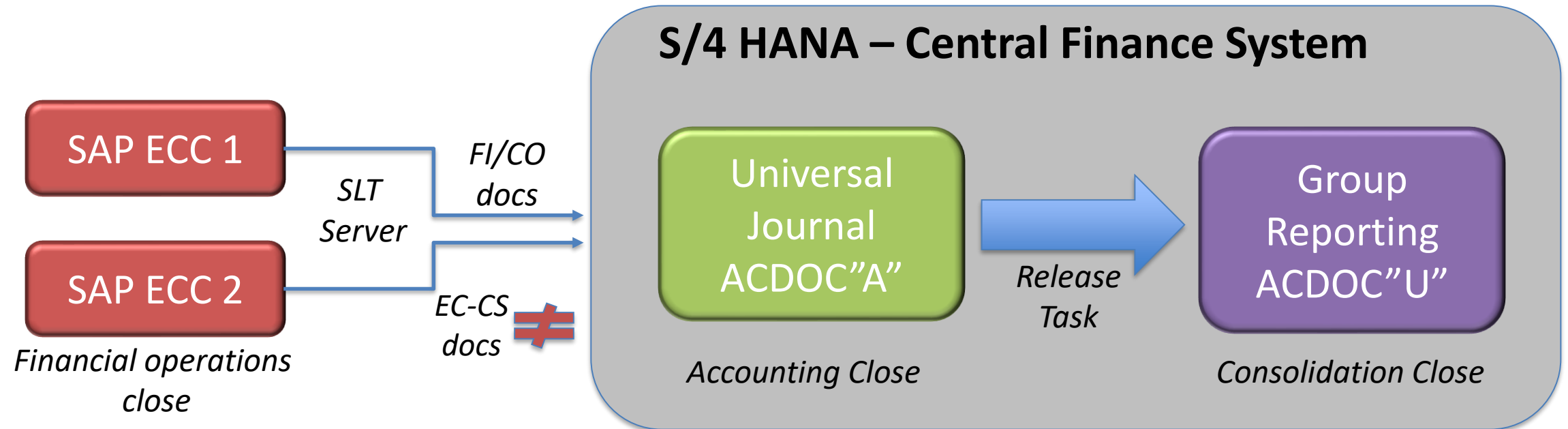
“BYOL”

Bring your own SAP license

S/4 “CFIN Foundation” for Group Reporting

Central Finance Updates the S/4 Universal Journal

- Provides a reconciled G/L foundation before performing financial consolidation
- EC-CS docs do not flow through CFIN



S/4 Group Reporting (aka Consolidation)

- Universal Journal = data source for integrated G/L actuals
- Data preparation & classification for financial consolidation
- Perform financial consolidation close activity

S/4 GROUP REPORTING

Implementation of Group Reporting

Start with a Proof of Concept



Goals – Technical POC to explore the new solution on Azure cloud

- Early knowledge ramp up for IT and corporate finance teams
- Compare & contrast with existing EC-CS consolidation module
- Incorporate correct design into the “CFIN solution” now
- Ensure Universal journal supports future consolidation needs
- Accelerator for a future S/4 financial consolidation project



































New Configuration Node – 1809



- Similar data model to EC-CS

i.e.

- Cons Ledger
- Cons Units
- FS Items
- Subitem categories
- Breakdown categories

Structure	
∨	SAP S/4HANA for Group Reporting
>	Global Settings for Consolidation
∨	Master Data
 	Define Consolidation Ledgers
 	Display Dimension
 	Define Versions
 	Create Version from Reference Version
 	Define Consolidation Chart of Accounts
 	Define Consolidation Master Data Fields
 	Maintain Organizational Unit Hierarchies
 	Define Subitem Categories and Subitems
 	Define Breakdown Categories
 	Define Default Values for Subassignments
 	Edit Number Range Intervals for Posting
 	Define Document Types for Reported Financial Data
 	Define Document Types for Manual Posting in Data Monitor
 	Define Document Types for Reclassification in Data Monitor
 	Define Document Types for Manual Posting in Consolidation Monitor
 	Define Document Types for Reclassification in Consolidation Monitor
 	Define Selections
>	Consolidation FS Items Configuration
>	Data Collection for Consolidation
>	Currency Translation for Consolidation
>	Reclassification
>	Configuration for Consolidation Processing
>	Plan Consolidation

Group Reporting Key Concepts



Consolidation Ledger

- Defines Group Reporting currency & valuation

Consolidation Group (group close)


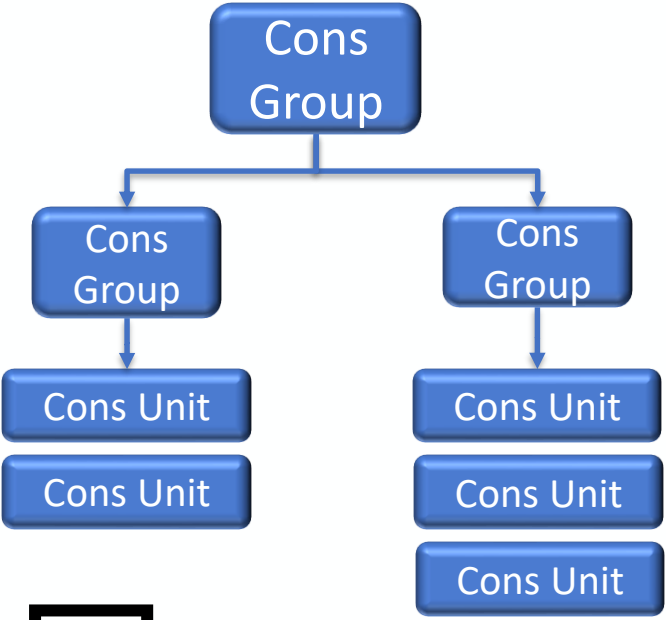
- Group roll up of consolidation units

Consolidation Unit (local close)

- Reporting Unit / Legal Entity

Financial Statement Item (aka FSitem)

- **Group account** (basis for the Consolidation chart of accounts)
 - **Breakdown categories**
 - **Sub Item Category** (B/S transaction type or P&L Functional Area)
 - **Sub Items** (Consolidation Transaction Types “movements”) drives translation, elimination & reporting logic



Consolidation Chart of accounts “FSitems”

Categorize transactions to drive consolidation activities

Define Consolidation Ledger



SAP Change View "Global System Settings": Details

Undo Change More Display Exit

Cons. COA: **01** Version: **1**

Line Items in SAP S/4HANA

Starting Year for LIs in SAP S/4HANA: **2017**

Settings for Configuration Control

- Reclassification: Seln Object in Trigger
- Online Entry: Line Items in SAP S/4HANA
- Validation in SAP S/4HANA
- Breakdown Category: Sel.Obj. in Max.Sel.
- Currency translation: Sel. object in method

SAP Display Ledger: Master Data

Export ledger... More Exit

Ledger: **C1** Company Legal cons ledger

Basic Settings

Reference Ledger: **0L**

Stored Currencies

e.g. Group Currency = 30

Ledger currency: **USD**

Group Reporting Master Data

- Create Consolidation Chart of Accounts (top node)

Step 1

- Create “**FSitems**” + related attributes
 - Assign Breakdown categories
 - Elimination & Translation attributes

Step 2

- Map “**FSitems**” to Operational G/L accounts



Fiori App Import templates with Excel

Import Master Data
for Consolidation
Fields



Download Template

Selection

Master Data Type Selection: - All Master Data Types -

Data Selection: - All Master Data Types -

Financial Statement Item

Financial Statement Item Mapping

Download Cancel

Step 1 – Import FSItems from Excel Template

Import Master Data
for Consolidation
Fields



SAP Import Master Data for Consolidation Fields

Choose a template-based file to upload


Items (0)

Status	Master Data...	Master Dat
--------	----------------	------------

Import Financial Statement Items

*Case *	*FS Item (10)	Name (15)	Description (20)	*Item Type (10)
01	107090	Petty Cash SUBS	PETTY CASH SUBS	AST
01	181009	Net VAT Receivable	NET VAT RECEIVABLE	AST
01	440000	Retained Earnings	RETAINED EARNINGS	LEQ
01	100501	Futures Cash Co	Futures Cash Collateral - Book Value	AST
01	100502	Futures Cash Co	Futures Cash Collateral - MTM	AST
01	100503	Futures Cash Co	Futures Cash Collateral - FX MTM	AST
01	100504	Foreign Exchang	Foreign Exchange Reserve Income	AST
01	100508	New Cash Equiv	New Cash Equivalent	AST
01	100509	Citibank Brazil	Citibank Brazil Cash Equivalent	AST
01	100511	FV Hedges FX Fo	FV Hedges FX Forwards - Book Value	AST
01	100512	FV Hedges FX Fo	FV Hedges FX Forwards - MTM	AST
01	100513	FV Hedged Globe	FV Hedged Global Bonds - Book Value	AST
01	100514	FV Hedged Globe	FV Hedged Global Bonds - MTM	AST
01	100520	Cash Equivalent	Cash Equivalents-Book Value	AST
01	100521	Retail Stores C	Retail Stores Cash	AST
01	100522	Operating Cash	Operating Cash - Settlement	AST
01	100592	Time Deposits S	Time Deposits SUBS	AST
01	100593	Cash Equivalent	Cash Equivalent ST Invests SUBS	AST
01	100594	SecLending - Un	SecLending - Uninvested Cash	AST
01	100600	Rec/Pay for Inv	Rec/Pay for Investment Transaction	AST
01	100601	C/E GAAP Matur	C/E GAAP Maturity Analysis	AST
01	100602	SAPFX market va	SAPFX market value	AST
01	100603	Treasury Cash C	Treasury Cash Clearing	AST

Display FSItem + Breakdown Category



- FSItem detail display

Financial Statement Items (13,565) Standard

Consolidation Code	FS Item	Name	Description
01 (MS consolidation Co.)	S00001	Futures Cash Co	Futures Cash Collateral - Book Value
01 (MS consolidation Co.)	S00002	Futures Cash Co	Futures Cash Collateral - MTM
01 (MS consolidation Co.)	S00003	Futures Cash Co	Futures Cash Collateral - FX MTM
01 (MS consolidation Co.)	S00004	Foreign Exchang	Foreign Exchange Reserve Income
01 (MS consolidation Co.)	S00005	New Cash Equiv	New Cash Equivalent
01 (MS consolidation Co.)	S00006	Collbank Bract	Collbank Bract Cash Equivalent

SAP Financial Statement Item

100501 Futures Cash Co

General Breakdown Category Fields Language-Dependent Texts

Consolidation Item:
No

Breakdown Category:
0010 (Currency)

Elimination Attr.:

Crcy Trans. Attr.:

FS Item Type:
AST (Asset)

No Posting/Entry:
No

Breakdown Category Fields

Field	Breakdown Type	Fixed value
Currency	2 (Required breakdown: If blank, the default value is used)	

Step 2 – Map FSItems to G/L accounts

- Map Operational Chart of Accounts to Group Chart of Accounts

Import Master Data
for Consolidation
Fields



SAP Import Master Data for Consolidation Fields

Choose a template-based file to upload

Items (0)

<input type="checkbox"/>	Status	Master Data...	Master Data...	Superordinate Value	Master Data Description	Check Result
--------------------------	--------	----------------	----------------	---------------------	-------------------------	--------------

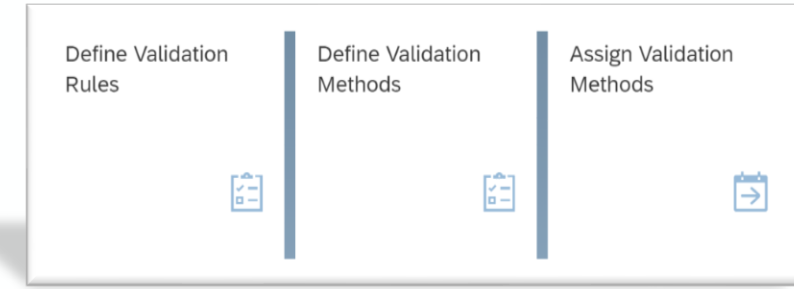


Import Financial Statement Item Mappings

Consolidation COA (2)	Mapping ID (2)	Mapping Name (2)	Mapping Revision (2)	Revision Description (2)	%G/L COA (2)	G/L Account (2)	G/L Account Name (2)	G/L Item (2)	Item Description (2)
	00000001	Consolidation chart of account	00000001		MS	000000	FCBANK WFO Depo	000000	FCBANK WFO Depo
	00000002	Consolidation chart of account	00000002		MS	000000	Investment Cash SUBS	000000	Investment Cash SUBS
	00000003	Consolidation chart of account	00000003		MS	000000	Home Cash Collate	000000	Home Cash Collate
	00000004	Consolidation chart of account	00000004		MS	000000	Home Cash Collate	000000	Home Cash Collate
	00000005	Consolidation chart of account	00000005		MS	000000	Home Cash Collate	000000	Home Cash Collate
	00000006	Consolidation chart of account	00000006		MS	000000	Cash Equivalents Res	000000	Cash Equivalents Res
	00000007	Consolidation chart of account	00000007		MS	000000	Half Home Cash	000000	Half Home Cash
	00000008	Consolidation chart of account	00000008		MS	000000	Cash Clearing - M	000000	Cash Clearing - M
	00000009	Consolidation chart of account	00000009		MS	000000	Trust Participate	000000	Trust Participate
	00000010	Consolidation chart of account	00000010		MS	000000	Pre Deposits SUBS	000000	Pre Deposits SUBS
	00000011	Consolidation chart of account	00000011		MS	000000	Cash Equivalents ST 1	000000	Cash Equivalents ST 1
	00000012	Consolidation chart of account	00000012		MS	000000	PrePay for Insurance	000000	PrePay for Insurance
	00000013	Consolidation chart of account	00000013		MS	000000	US GAAP Maturity Ac	000000	US GAAP Maturity Ac
	00000014	Consolidation chart of account	00000014		MS	000000	FFX market value	000000	FFX market value
	00000015	Consolidation chart of account	00000015		MS	000000	Treasury Cash Clear	000000	Treasury Cash Clear
	00000016	Consolidation chart of account	00000016		MS	000000	Car Opt market v	000000	Car Opt market v
	00000017	Consolidation chart of account	00000017		MS	000000	CC Cash Clearing	000000	CC Cash Clearing
	00000018	Consolidation chart of account	00000018		MS	000000	FFX Premiums	000000	FFX Premiums
	00000019	Consolidation chart of account	00000019		MS	000000	Payment Request Cle	000000	Payment Request Cle
	00000020	Consolidation chart of account	00000020		MS	000000	MS Clearing	000000	MS Clearing
	00000021	Consolidation chart of account	00000021		MS	000000	MS Core Vendor C	000000	MS Core Vendor C

Validation Rules i.e. $A = L + E$

Define Validation Rules then assign to a Cons Unit



General Information Rule Expression Reference Links

*Rule ID (10 Characters)
Z001

*Short Description (40 Characters)
Assets = Liability + Equity

*Long Description (120 Characters)
Assets = Liability + Equity

Group By:

Tolerance: 0.00 And Or 0.00 %

Rule Expression

Left Formula f(x) Backspace

ASSETS

Assign Validation Rule to a Validation Method

LCBAL Balance Sheet Sums to Zero in LC Edit Set to Inactive

Status: Active Created By: Created At: 03/19/2019, 19:44:30 Changed At: 03/19/2019, 19:51:22

Rule Groups

Add Group Assign Rules Delete ⌵

<input type="checkbox"/>	Name	Description	Status
<input type="checkbox"/>	▼ Totals Validation		
<input type="checkbox"/>	▼ MSGROUP	MS Group Validations	
<input type="checkbox"/>	Z001	Assets = Liability + Equity	Active

Consolidation Groups + Units Hierarchy

- Establish a hierarchy to manage the consolidation activity

Consolidation Group Hierarchy Display

68

Cons Group/Units

The screenshot displays the ASUG software interface for managing consolidation groups and units. On the left, a hierarchy tree shows the structure: Y1 (Companies for legal consol.) -> AA (Top Hierarchy Node) -> TOP (Top Node) -> ALL (Microsoft Corp. Consolidation) -> 1048 (MS...) -> 1079 (ABC LTD CO., LTD.). The 'ABC LTD' entry is selected and highlighted with a red box. On the right, the detailed view for 'ABC LTD' is shown. The 'Cons. Unit' field is set to '1079 ABC LTD' and is highlighted with a red box. The 'Data collection' tab is active, showing the 'Data transfer method' set to 'H Read from Universal Document' and the 'Company' set to 'ABC LTD'. The 'Sender Local Currency' dropdown is set to 'H Local Currency' and is also highlighted with a red box. Other fields include 'Cons. COA: 01', 'Version: 1', and 'Period: 1 / 2019'.

Cons Ledger
Config

FSitem Master
Data + rules

Cons Groups &
Unit

Source data

DATA FLOW & PROCESS OVERVIEW

Implementation of Group Reporting

High Level Consolidation Process

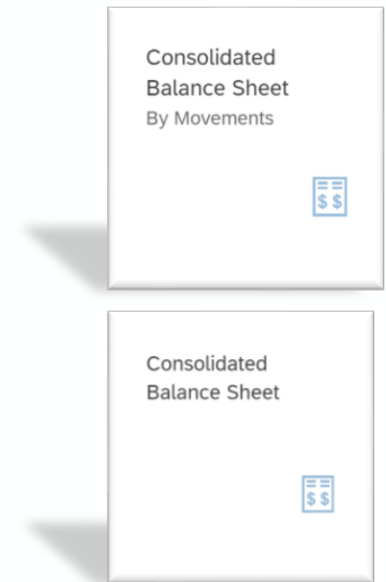


Data Monitor (CXCD)

- Balance Carry Forward
- Release from Universal Journal
- Validation of "FSitems" structure
- Post Manual Entries
- Post Retained Earnings
- Perform Currency Translation

Consolidation Monitor (CX20)

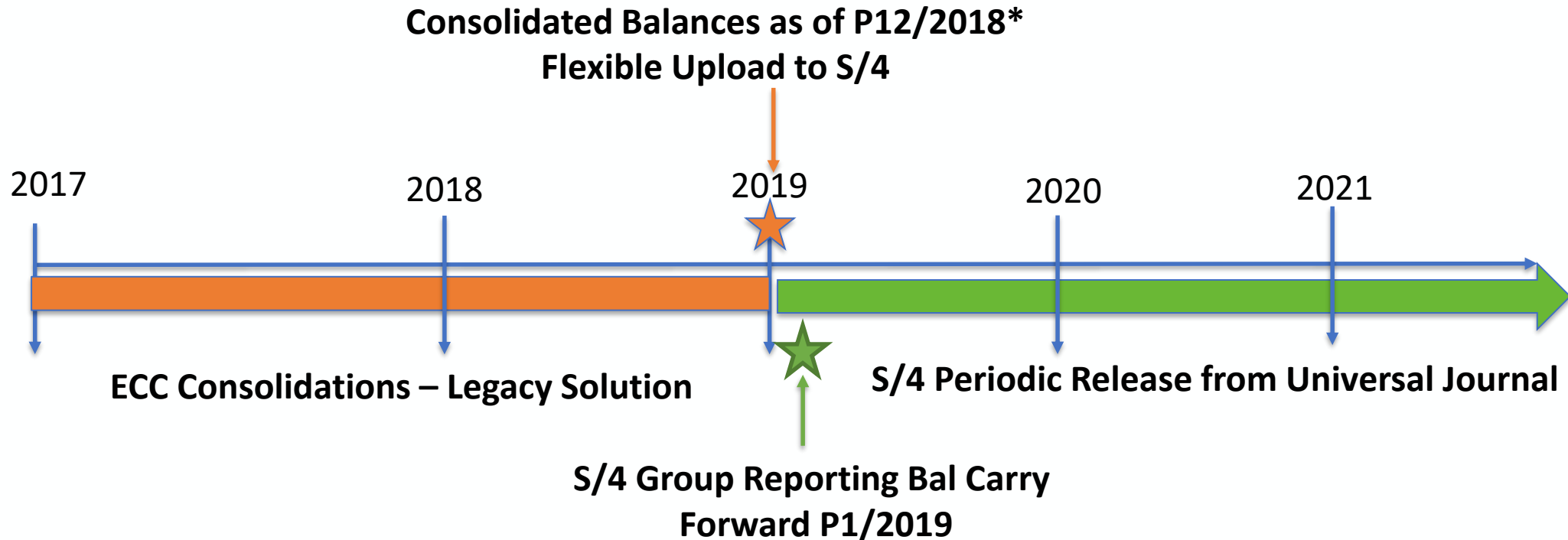
- Inter Unit Eliminations
- Manual Eliminations
- Equity Consolidations
- Validation of Consolidated data
- Integrate in Consolidation Group



Opening Balance Cutover Approach



Opening Balances (BCF) → Release task from ACDOCA to ACDOCU



*Assuming period frequency is 12 months in each fiscal year

Data Monitor - "cons unit tasks" i.e. data release, cur trans.

SAP Data Monitor Transaction code - CXCD

Cons. COA: 01 Version: 1 Period: 1 / 2019

Tasks

Hierarchy	Description	Overall status	Carryfwd	RdfmUvJn.	ManStdEnty	Post RE	RPDTVAL	Cur.trans.	GC Valid
Y1	Companies for legal consol.								
AA	Top Hierarchy Node								
TOP	Top Node	▲	🔒	✅	❌	❌	❌	▲	❌
ALL	Microsoft Corp. Consolidation	▲	🔒	✅	❌	❌	❌	▲	❌
1048		▲	🔒	✅	❌	❌	❌	—	❌
1049		▲	🔒	✅	❌	❌	❌	—	❌
1050		▲	🔒	✅	❌	❌	❌	—	❌
1051	Microsoft Corp., LTD.	▲	🔒	✅	❌	❌	❌	❌	❌
1052		▲	🔒	✅	❌	❌	❌	—	❌
1053		▲	🔒	✅	❌	❌	❌	📄	❌
1054	SRL	▲	🔒	✅	❌	❌	❌	❌	❌
1055		▲	🔒	✅	❌	❌	❌	❌	❌
1056		▲	🔒	✅	❌	❌	❌	—	❌
1057		▲	🔒	✅	❌	❌	❌	❌	❌
1058		▲	🔒	✅	❌	❌	❌	❌	❌
1059	AINC	▲	🔒	✅	❌	❌	❌	❌	❌
1060	Consensing	▲	🔒	✅	❌	❌	❌	—	❌
999999	Dummy 999999	▲	🔒	—	❌	❌	❌	—	❌

Release from Universal Journal Task

Release Reported Financial Data

Reported Financial Data (Total) | Reported Financial Data (Difference) | Data from Prior Periods Without Release

Consolidation Unit	Latest Release	Release Date	Rel. T	Reported Financial Data (Total)																	
1203	R	03/17/2019	06:34	Consolidation	CA	FS No.	S. Subline	Partn.	OC	P	Tax	DT	Actn	Per TC	TC Value LC	Value S.C. OC	OC Value UF	Quant	Cost Center	Publ. Cr.	Func. Area Segment
				01	164091				1203	NC			EOP		83,236.00 USD	4,852.85 USD	4,852.85		10007194	POPG	FB
				01					1203	NC			EOP		41,860.00 USD	2,328.67 USD	2,328.67		77503	POPG	FB
				01					1203	NC			EOP		25,291.00 USD	1,413.89 USD	1,413.89		10175890	POPG	FB
				01					1203	NC			EOP		95,507.10 USD	5,338.57 USD	5,338.57		77568	POPG	FB
				01					1203	NC			EOP		20,000.00 USD	1,117.94 USD	1,117.94		10130798	POPG	FB
				01					1203	NC			EOP		7,590.00 USD	422.02 USD	422.02		77549	POPG	FB
				01					1203	NC			EOP		15,893.90 USD	866.43 USD	866.43		10081764	POPG	FB
				01					1203	NC			EOP		19,850.00 USD	1,108.56 USD	1,108.56		10142258	POPG	FB
				01					1203	NC			EOP		152,464.00 USD	8,522.30 USD	8,522.30		77506	POPG	FB
				01					1203	NC			EOP		104,300.00 USD	5,813.30 USD	5,813.30		98622	POPG	FB
				01					1203	NC			EOP		10,500.00 USD	586.22 USD	586.22		98665	POPG	FB
				01					1203	NC			EOP		75,535.00 USD	4,219.44 USD	4,219.44		10108998	POPG	FB
				01					1203	NC			EOP		151,106.30 USD	8,446.40 USD	8,446.40		86454	POPG	FB

“Imports data” from
ACDOCA to **ACDOCU**
– no ETL required

- **Timestamp “release of data”** – controls the flow to avoid a moving target for consolidation
- **Reported Financial Data (difference)** = preview of Totals data with delta values
- **Data from Prior Period (without Release)** = previous period data not yet loaded

Reported Financial Data (release task ACDOCA→ACDOCU)

Search in Table: **ACDOCU** SAP Universal Consolidation Journal Entries

Number of hits: 2

Runtime: 0 Maximum no. of hits: 500

Ld	DI	Year	DocumentNo	Lnltm	R	Ver	Period	D	Co.	Cons unit	CA	FS Item	Partn	Cons. Grou	OrCC	S	Subitem	DT	TC Amou	Crcy	LC Amou	LC	Amnt in GC	LC	Quantit	Te	A	T
C	Y1	2019	U001000001	016583	U	1	1	A	1076	01	742000				1076				600.00	SGD	434.12	USD	434.12	USD				
C1	Y1	2019	U001000001	016584	U	1	1	A	1076	01	742000				1076				600.00	SGD	434.12	USD	434.12	USD				



Search in Table: **ACDOCA** Universal Journal Entry Line Items

Number of hits: 2

Runtime: 0 Maximum no. of hits: 500

Ld	CoCode	Year	DocumentN	Lnltm	GLF	DocNoLD	BusTran	Type	Ref. proc.	Log.Syste	Ref.org.un	Ref. doc.	Ref.It	Amnt in BT	BTCrcy	Amnt in T	TrCrcy	Amnt in C	CCCrcy	Amnt in GC	Glob Crc	AmntCrcy1	Free Crcy1
OL	1076	2019	100000000	000001	2019		RFBU	BKPF			10762019	10000000	1	600.00	SGD	600.00	SGD	434.12	USD	434.12	USD		
OL	1076	2019	100000000	000002	2019		RFBU	BKPF			10762019	10000000	2	600.00	SGD	600.00	SGD	434.12	USD	434.12	USD		

Currency Translation Task



- Translate Local Currency to Group Currency
- Fiori App to analyze posted differences by FSitem

SAP Currency Translation - Difference Analysis

Standard Show Filter Bar Filters Go

DIMENSIONS		COLUMNS		Subitem	#	Grand Total
> Measures	Subitem			Currency Translation	1	
Account Number	Currency Translation			Currency Translation	e	Difference between GC value and GC value at reference rate
Assignment	Measures	FS Item	FS Item			Amount in Group Crncy
Bill-to party		01/MSCONS/MSCONS	MS Consolidation FS Item Hierarchy			Total
Billing Type		01/MSCONS/BS	Balance Sheet	0	\$ -1,765.44	\$ 0.00
Business Area		> 01/MSCONS/LC399999	Total Liabilities		\$ 72.41	\$ 1,837.85
Chart of Accounts		> 01/MSCONS/LC299999	Total Assets	0	\$ 566.35	\$ 566.35
Cons. Group		> 01/MSCONS/LC499999	Total Equity		\$ -3,473.31	\$ -1,707.87
✓ Cons. Unit		01/MSCONS/IS	Income Statement		\$ 2,979.37	\$ 2,979.37
Controlling Area		74 05	De		\$ -1,837.85	\$ -1,837.85
Cost Center	ROWS	74 09	De		\$ 41.24	\$ 41.24
Country	Cons. Unit	74 10	De		\$ 14.80	\$ 14.80
✓ Currency Translati...	FS Item	74 10	De		\$ -20.54	\$ -20.54
Customer		74 07	De		\$ -232.76	\$ -232.76
Customer Group		74 00	De		\$ -1,631.63	\$ -1,631.63
Distribution Channel		72 06	Lo		\$ -0.32	\$ -0.32
		62 01	On	ion	\$ -8.64	\$ -8.64
				0	\$ -1,765.44	\$ 0.00

Consolidation Monitor – “cons group tasks” e.g. I/C elimination

Tasks are executed at consolidation “**Group level**” only e.g.

- Interunit Elimination of Intercompany AR & AP
- Integrate Data to Cons Group Reports

Transaction code – CX20 Consolidation Monitor

Cons. COA: 01 Version: 1 Period: 1 / 2019

Only Cons

Group Hierarchy

- Y1
- AA
- TOP
- ALL

Tasks

Description	Overall status	ManConsEnt	IC AR & AP	Int. Congr
Companies for legal consol.				
Top Hierarchy Node				
Top Node	●	⊗	⊗	▲
Microsoft Corp. Consolidation	●	⊗	⊗	▲

Interunit Eliminations Task



- “Reclassification Tasks” in S/4 Group Reporting

SAP Change View "Methods for Reclassification": Overview

Cons. COA: 01 Version: 1

Dialog Stru... Methods Rules

Method	Description
<input type="radio"/> 20201	I/C AR & AP

Trigger – Selection criteria
i.e. FSItems
= I/C Recon a/c's

Selection ID: GC02_1
Selection Name: 002 I/C AR & AP

Add Characteristic

Field Name	Field Description	Value From	Value To
<input type="checkbox"/> RITEM	FS Item	125000	
<input type="checkbox"/> RITEM	FS Item	125010	
<input type="checkbox"/> RITEM	FS Item	125010	
<input type="checkbox"/> RITEM	FS Item	125020	
<input type="checkbox"/> RITEM	FS Item	125110	
<input type="checkbox"/> RITEM	FS Item	125110	
<input type="checkbox"/> RITEM	FS Item	125110	
<input type="checkbox"/> RITEM	FS Item	125120	125120
<input type="checkbox"/> RITEM	FS Item	125120	

- **Source** – Where should the offset be posted
- **Destination** – Where does the entry/balance need to post to

Settings Trigger Src-dest Percentage

Source account assignment

Characteristic	Value	Description	Default
<input type="radio"/> FS Item	480003	Domestic Elim C	

Destination account assignment

Characteristic	Value	Description	Default
<input type="radio"/> FS Item	480003	Domestic Elim C	

Integrated Consolidation Group Task

- Moves the reported data + cons entries into the Consolidation groups.
- Identifier = Record Type **“R” Totals**
- Without executing this task, the “Cons Group Reports” will not return results

Search in Table: ACDOCU SAP Universal Consolidation Journal Entries

Number of hits: 500

Runtime: 0 Maximum no. of hits: 500

Ld	DI	Year	DocumentNo	LnItm	R	Ver	Crcy	LC	LC	Unit	Period	D	Co.	Cons	unit	CA	FS	Item	Partner	Cons.Group	OrCC	SC	Subitem	PL	Aptn	Tran
<input type="checkbox"/>	C1	Y1	2019 R001000001	18728	R	1	USD	USD	USD		1		1	1	01	1				ALL	1					
<input type="checkbox"/>	C1	Y1	2019 R001000001	18728	R	1	USD	USD	USD		1		1	1	01	1				ALL	1					
<input type="checkbox"/>	C1	Y1	2019 R001000001	18728	R	1	USD	USD	USD		1		1	1	01	1				ALL	1					
<input type="checkbox"/>	C1	Y1	2019 R001000001	18728	R	1	USD	USD	USD		1		1	1	01	1				ALL	1					
<input type="checkbox"/>	C1	Y1	2019 R001000001	18728	R	1	USD	USD	USD		1		1	1	01	1				ALL	1					
<input type="checkbox"/>	C1	Y1	2019 R001000001	18728	R	1	USD	USD	USD		1		1	1	01	1				ALL	1					
<input type="checkbox"/>	C1	Y1	2019 R001000001	18728	R	1	USD	USD	USD		1		1	1	01	1				ALL	1					
<input type="checkbox"/>	C1	Y1	2019 R001000001	18728	R	1	USD	USD	USD		1		1	1	01	1				ALL	1					
<input type="checkbox"/>	C1	Y1	2019 R001000001	18729	R	1	USD	USD	USD		1		1	1	01	1				ALL	1					
<input type="checkbox"/>	C1	Y1	2019 R001000001	18729	R	1	USD	USD	USD		1		1	1	01	1				ALL	1					

Generate Totals Records with Report Logic

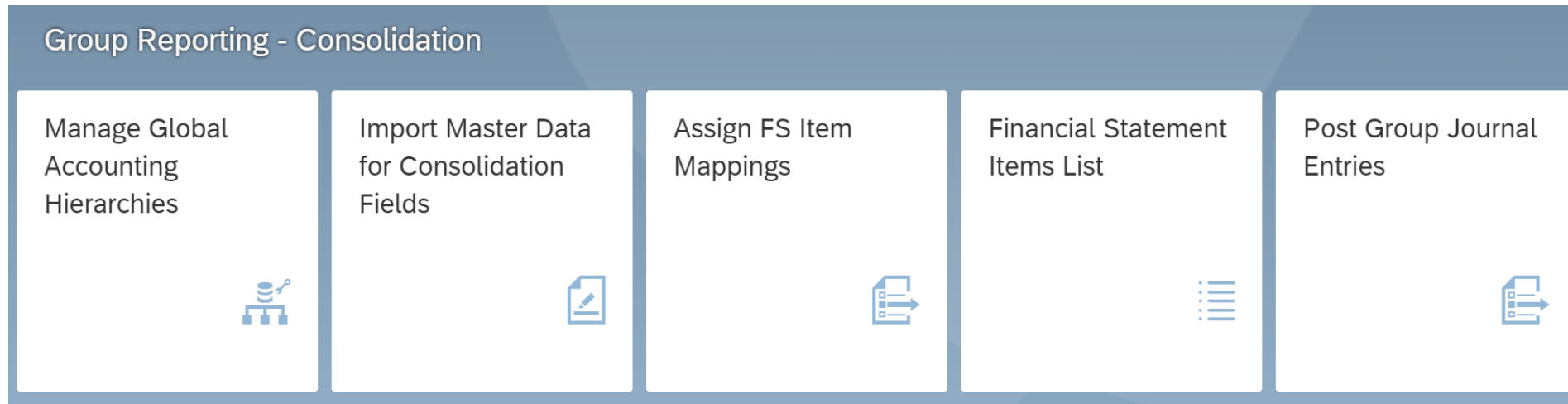
Cons. COA	01	Version	1	Production/Actual	Period 000 / 2019
-----------	----	---------	---	-------------------	-------------------

Period 001, cons. grp ALL: 671488 totals records updated with report logic

Proof of Concept Status



- S/4 Central Finance set up for a selection of company codes
- Configured S/4 Group reporting for the same company codes
- Release data from Universal Journal (ACDOCA) to Group Reporting (ACDOCU)
- Perform basic reconciliation tasks & reporting scenarios as a Poof of Concept
- All running on Azure cloud infrastructure



REPORTING

Reporting Overview

Reporting – Global Hierarchies

Manage Global Accounting Hierarchies



The screenshot displays the SAP S/4HANA interface for managing global accounting hierarchies. The main window is titled "Manage Global Accounting Hierarchies" and shows details for "MSCONS - Consolidation Financial Statement Item".

Left Panel: Filter and List

- Standard: * (dropdown)
- Type: (dropdown)
- MSCONS (input field)
- Hierarchy ID: (input field)
- Status: (dropdown)
- Created On: (calendar icon)
- Adapt Filters (1) (button)
- Go (button)

Table: Hierarchy List (1)

Dates Valid	Status	Simulated	Note	Created On
	Active			03/19/2019

Right Panel: Node Tree

- Nodes
- MSCONS (MS Consolidation FS Item Hierarchy) (highlighted with a red box)
- BS (Balance Sheet)
 - LC (Total Liabilities)
 - LC (Total Assets)
 - LC (Total Equity)
- IS (Income Statement)
 - 999
 - 999
 - 950 (Income Tax - STATE AID)
 - 950 (BS)
 - 950 (Deferred taxes - PPA)

Prompts Dialog

- *Version: 1 (Production/Actual)
- *Consolidation COA: 01 (MS consolidation CoA)
- *Fiscal year: 2019
- *Posting period: 1
- *Cons. Group: ALL (Microsoft Corp.)
- *Item Hierarchy: MSCONS (highlighted with a red box)
- Cons. Unit:
- FS Item (Node):
- Subitem Category:
- Subitem:
- Partner Unit:
- Posting Level:
- Currency Translation:
- Document Type:
- *Record Type: R (With Reporting Logic)

Consolidated Balance Sheet

- Reporting Hierarchy of FSItems drives structure




SAP Consolidated Balance Sheet

Standard Show Filter Bar Filters Go

DIMENSIONS		COLUMNS		Posting Level	#	Realtime update	Grand Total
		Posting Level		Posting Level		Amount in Group Crcy	Total
		Measures		FS Item			
Measures		Posting Level		01/MSCONS/MSCONS		\$ 0.00	\$ 0.00
Account Number		Measures		01/MSCONS/BS	MS Consolidation FS Item Hierarchy	\$ 5,986,019,245.17	\$ 5,986,019,245.17
Assignment				01/MSCONS/LC390	Balance Sheet	\$ -1,324,418,487.78	\$ -1,324,418,487.78
Bill-to party				01/MSCONS/LC290	Total Liabilities	\$ 7,305,161,287.39	\$ 7,305,161,287.39
Billing Type				01/MSCONS/LC499999	Total Assets	\$ 5,276,445.56	\$ 5,276,445.56
Business Area				01/MSCONS/IS	Total Equity	\$ -5,986,019,245.17	\$ -5,986,019,245.17
Chart of Accounts				99	Income Statement	\$ 0.00	\$ 0.00
Cons. Group				95	JE	\$ 972,707.02	\$ 972,707.02
Cons. Unit				95	For	\$ 103,237,043.90	\$ 103,237,043.90
Controlling Area				92	Inc	\$ 35,402.63	\$ 35,402.63
Cost Center				92	Irre	\$ -1,471.63	\$ -1,471.63
Country				92	Mis	\$ 799.35	\$ 799.35
Currency Translati...		ROWS		92	RE	\$ 1,873.66	\$ 1,873.66
Customer		FS Item		92	Re	\$ -0.03	\$ -0.03
Customer Group				92	Oth	\$ -101,403.26	\$ -101,403.26
Distribution Channel				92	Mis	\$ -20,950.39	\$ -20,950.39
Division				92	Gal	\$ 74,175.47	\$ 74,175.47
				92	VA	\$ 17,449.13	\$ 17,449.13
				91	Mis	\$ 150,655.81	\$ 150,655.81

Consolidation Reporting – by Movements

- Subitems/Transaction Types classify “movements” – open, additions etc.



SAP Consolidated Balance Sheet - By Movements

Standard Show Filter Bar Filters Go

DIMENSIONS		COLUMNS		000		020	
		Subitem	Subitem	Begin, balance A	Realtime update	Total	Additions
		Posting Level	Posting Level	#	#	#	#
		Posting Level	Posting Level	Realtime update	Total	Realtime update	Total
		FS Item	FS Item	Amount in Group Crncy	Total	Amount in Group Crncy	Total
> Measures	Subitem	01/MSCONS/MSCONS	MS Consolidation FS Item Hierarchy	\$ 28,333,799.87	\$ 28,333,799.87		
Account Number	Posting Level	01/MSCONS/BS	Balance Sheet	\$ 28,333,799.87	\$ 28,333,799.87		\$ -58,624,278.67
Assignment	Measures	01/MSCONS/LC200009	Total Assets	\$ 28,333,799.87	\$ 28,333,799.87		\$ -58,624,278.67
Bill-to party		280101	Accumulated Depreciation	\$ -8,612,280.98	\$ -8,612,280.98		
Billing Type		001	Accumulated Depreciation (Lease ROU) Asset	\$ -76,677.00	\$ -76,677.00		
Business Area		001	Accumulated Depreciation (Lease ROU) Asset				\$ -59,331,811.00
Chart of Accounts		001	Accumulated Depreciation (Lease ROU) Asset				
Cons. Group		101	Accumulated Depreciation (Lease ROU) Asset	\$ -2,283,101.19	\$ -2,283,101.19		
Cons. Unit		099	Accumulated Depreciation (Lease ROU) Asset				\$ 0.00
Controlling Area		091	Accumulated Depreciation (Lease ROU) Asset				\$ -60.87
Cost Center		090	Accumulated Depreciation (Lease ROU) Asset	\$ -11,281.79	\$ -11,281.79		
Country	ROWS	071	Accumulated Depreciation (Lease ROU) Asset				\$ -474.00
Currency Translati...	FS Item	070	Accumulated Depreciation (Lease ROU) Asset				\$ -204.00
Customer		068	Accumulated Depreciation (Lease ROU) Asset				\$ -387,253.89
Customer Group		041	Accumulated Depreciation (Lease ROU) Asset				\$ -173.58
Distribution Channel		017	Accumulated Depreciation (Lease ROU) Asset				\$ -36,270.98
Division		016	Accumulated Depreciation (Lease ROU) Asset				\$ -9,144,434.30

Balance Sheet: Fiori + Excel share the same S/4 Odata service

Fiori

FS Item	Posting Level	#	Amount in Group Crcy
01/MSCONS/MSCONS	MS Consolidation FS Item H...		\$ 0.00
01/MSCONS/BS	Balance Sheet		\$ 5,986,019,245.17
> 01/MSCONS/LC3 99	Total Liabilities		\$ -1,324,418,487.78
> 01/MSCONS/LC2 99	Total Assets		\$ 7,305,161,287.39
01/MSCONS/LC4 99	Total Equity		\$ 5,276,445.56
20	es C...		\$ 0.00
30	ax ...		\$ -769.04
90			\$ 3,502,010.00
50	nts		\$ 1,775,204.61
30	ments		\$ 0.00
433337	ng Doc		\$ -0.01
> 01/MSCONS/IS	Income Statement		\$ -5,986,019,245.17

Excel

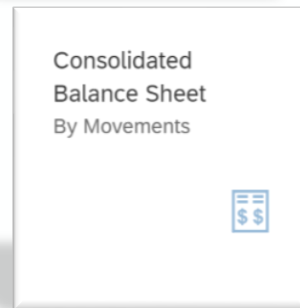

	A	B	C
20			
21		Posting Level	#
22		Posting Level	Realtime update
23	FS Item	FS Item	Amount in Group Crcy
24	01/MSCONS/MSCONS	MS Consolidatio	\$ 0.00
25	01/MSCONS/BS	Balance Sheet	\$ 5,986,019,245.17
26	> 01/MSCONS/LC3 99	Total Liabilities	-\$ 1,324,418,487.78
27	> 01/MSCONS/LC2 99	Total Assets	\$ 7,305,161,287.39
28	01/MSCONS/LC4 99	Total Equity	\$ 5,276,445.56
29	20	Ves	\$ 0.00
30	30	sed	-\$ 769.04
31	90	s-SU	\$ 3,502,010.00
32	50	s Ac	\$ 1,775,204.61
33	30	ment	\$ 0.00
34	97	on -	-\$ 0.01
35	> 01/MSCONS/IS	Income Stateme	-\$ 5,986,019,245.17

LESSONS LEARNED ON S/4 + EC-CS VS GROUP REPORTING

Compare EC-CS vs Group Reporting

Lessons Learned

- Universal Journal is the source for Group Reporting Ledger
 - Release of ACDOCA data to ACDOCU (not real-time) – allows a freeze period
- FSItems
 - Maintained & tagged via Fiori Apps and Excel Upload
- Profit Center & Segment
 - Available as dimensions in consolidation, but not custom fields at this stage
- Data & Consolidation monitor
 - Re-used from EC-CS/SAP GUI – also accessible via Fiori App
- Fiori UI Reporting Suite – fast performance on Azure
 - Balances, Line Items, drill-down & formatted reports more detail + flexibility



Lessons Learned

Eliminations

- Business rules are attached to FSItems more efficient than EC-CS to reduce customizing
- Similar to BPC using account attributes + master data - i.e. I/C AP & AR, I/C Rev & COGS

Rule Based Reporting + Global Hierarchies

- Reporting items concept is flexible + drill down to source documents

Predefined Dimensions can be used like EC-CS

- No additional “BW data modelling” required like BPC
- Simple configuration activity to add additional dimensions

Challenges

- **No auto migration** from EC-CS to S/4 Group Reporting – use Flexible Upload for open balances
- **Ledger Currencies Types** limited to 3 i.e. TC, LC & Group vs Universal Journal
- **Currency** - additional currency views require additional Ledgers & duplicate data
- **Restatements** - require a full copy of data as a separate version & re-consolidating

RESOURCES

S/4 on Azure Cloud

<https://www.sap.com/dmc/exp/2014-09-02-hana-hardware/enEN/iaas.html#categories=Microsoft%20Azure>

Useful Transaction Codes

- **CX8S4H** – Consolidation System Status “Activation”
- **CXE9N** – Group Reporting IMG Node
- **CXGP** – Set Global Parameters
- **CXCD** – Data Monitor
- **CX20** – Consolidation Monitor
- Other Useful Transaction codes also start with **FINCS***
 - **FINCS_SELECTION** - Define selections
 - **FINCS_ADDLFLD_SEL_A** – Additional consolidation master data fields

Tables to Know

- **FINCS*** Tables drive group reporting
 - **FINCS_FSITEM** – Financial statement item
 - **FINCS_FSIMAPITM** – assignment of GL a/c to FSitem

Q&A

For questions after this session, contact us at

rleathem@microsoft.com

ravipura@microsoft.com

Take the Session Survey.

We want to hear from you! Be sure to complete the session evaluation on the SAPPHIRE NOW and ASUG Annual Conference mobile app.



Presentation Materials

Access the slides from 2019 ASUG Annual Conference here:

<http://info.asug.com/2019-ac-slides>

Let's Be Social.

Stay connected. Share your SAP experiences anytime, anywhere.

Join the ASUG conversation on social media: **@ASUG365 #ASUG**

