



# Roadmap: SAP Integrated Business Planning

## Session ID# ASUG82242

**Thomas Klemm**

VP and Chief Product Owner for SAP IBP, SAP SE

PUBLIC

**ASUG**

THE BEST RUN 

# Disclaimer

The information in this presentation is confidential and proprietary to SAP and may not be disclosed without the permission of SAP. Except for your obligation to protect confidential information, this presentation is not subject to your license agreement or any other service or subscription agreement with SAP. SAP has no obligation to pursue any course of business outlined in this presentation or any related document, or to develop or release any functionality mentioned therein.

This presentation, or any related document and SAP's strategy and possible future developments, products and or platforms directions and functionality are all subject to change and may be changed by SAP at any time for any reason without notice. The information in this presentation is not a commitment, promise or legal obligation to deliver any material, code or functionality. This presentation is provided without a warranty of any kind, either express or implied, including but not limited to, the implied warranties of merchantability, fitness for a particular purpose, or non-infringement. This presentation is for informational purposes and may not be incorporated into a contract. SAP assumes no responsibility for errors or omissions in this presentation, except if such damages were caused by SAP's intentional or gross negligence.

All forward-looking statements are subject to various risks and uncertainties that could cause actual results to differ materially from expectations. Readers are cautioned not to place undue reliance on these forward-looking statements, which speak only as of their dates, and they should not be relied upon in making purchasing decisions.

## About the Speaker

# Thomas Klemm

VP and Chief Product Owner  
for SAP Integrated Business Planning, SAP SE




- 30 years with SAP, various areas in development
- SCM, Procurement, Transportation Management, Integrated Business Planning
- Married, 3 daughters, playing tennis and chess

# Plan and respond with SAP Integrated Business Planning

Product direction

What-if Scenario Planning    Microsoft Excel Planning interface    Real-time Analytics    Flexible Process Modelling    Social Collaboration

Financial

Business Network Collaboration with SAP Ariba 

Vendor managed Inventory (VMI)\*

Supplier Collaboration\*

Driver-based Planning (Risks and Assumptions)

Pre-packaged KPI

Network Visualisation

**Strong investment from SAP also in 2019 and beyond !**

Integrated Sales, Marketing & Financial Planning

en MRP

Root cause analysis

**Sales**

**Strong investment from SAP also in 2019 and beyond !**

Inventory Optimization

Statistical Forecasting

Forecast Error Calculation

Product Life Cycle

Site Supply Planning

Deployment

Demand Sensing

**Demand**



**Response & Supply**

Response Planning

Forecast Automation\*

Pegging

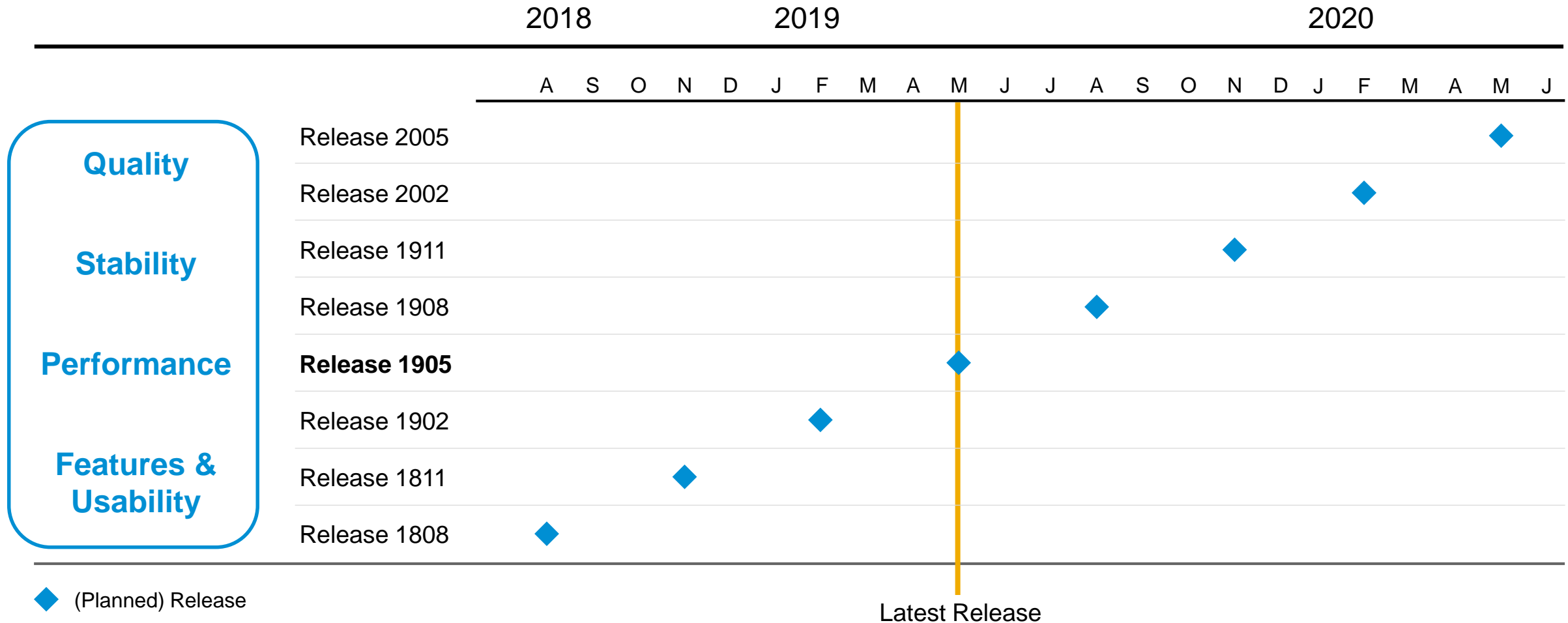
**Integration | Extensibility | Cloud | Machine Learning**

10 SAP data center | 550+ customers from 53 countries and 23 industries | 60+ implementation partners | Gartner MQ-Leader

# Release Cycles

Continuous Innovation Delivered Quarterly

Product direction

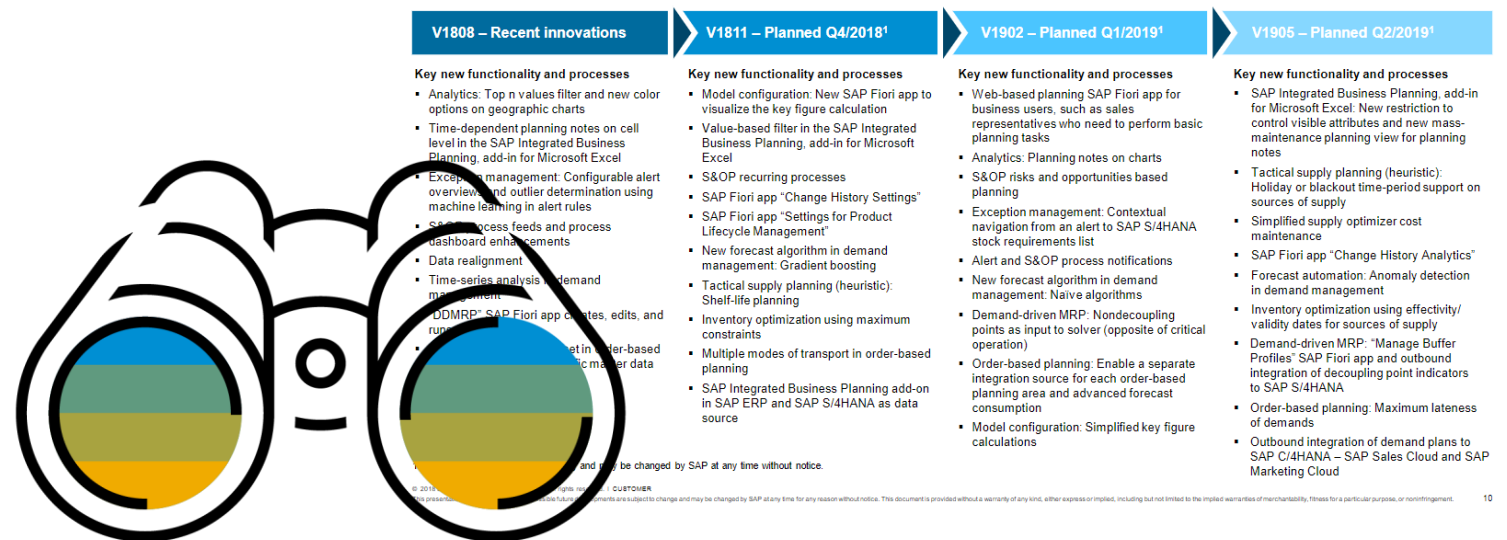


\*This is the current state of planning and may be changed by SAP at any time.

# Quarterly Roadmap Updates

Detailed planned innovations for the next 3 releases

## SAP Integrated Business Planning Product road map highlights

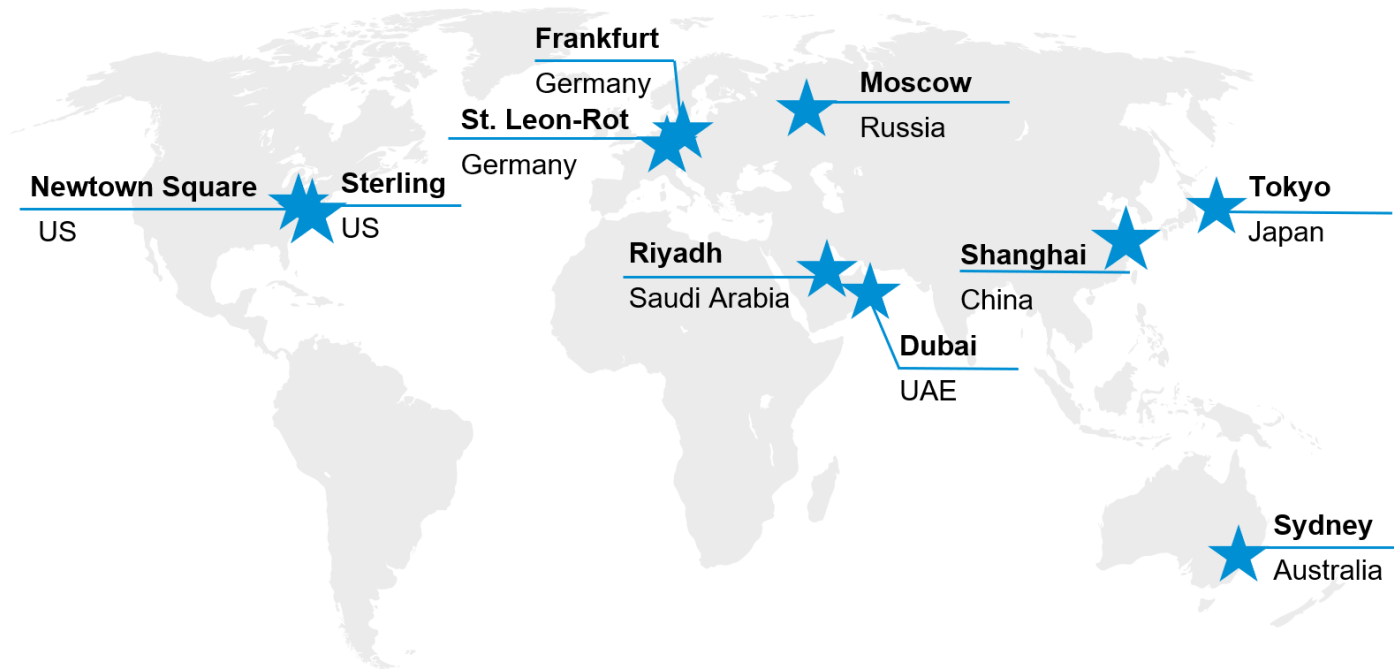



Most Recent Power Point Presentation: <https://help.sap.com/ibp> → Roadmap

# SAP Data Centers

## Growing Worldwide Coverage

Product  
direction



 SAP Data Centers running IBP

## New SAP Data Centers in 2018/19

- Dubai
- Frankfurt
- Riyadh
- Tokyo
  
- NS2
  - for regulated industries in US
  - planned for 2019

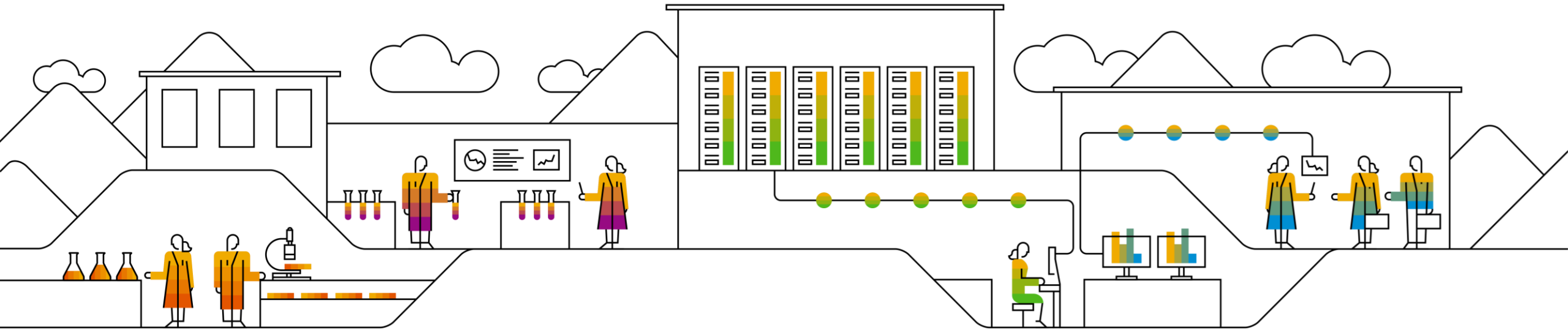
## Hyperscalers (Future Direction)\*

- Google Cloud (planned for 2019)
- AliCloud (planned for 2019)
- Microsoft Azure (planned for 2019/20)

\*This is the current state of planning and may be changed by SAP at any time.



# What are our key focus topics?





# Strategic Topics & Key Areas of Investment

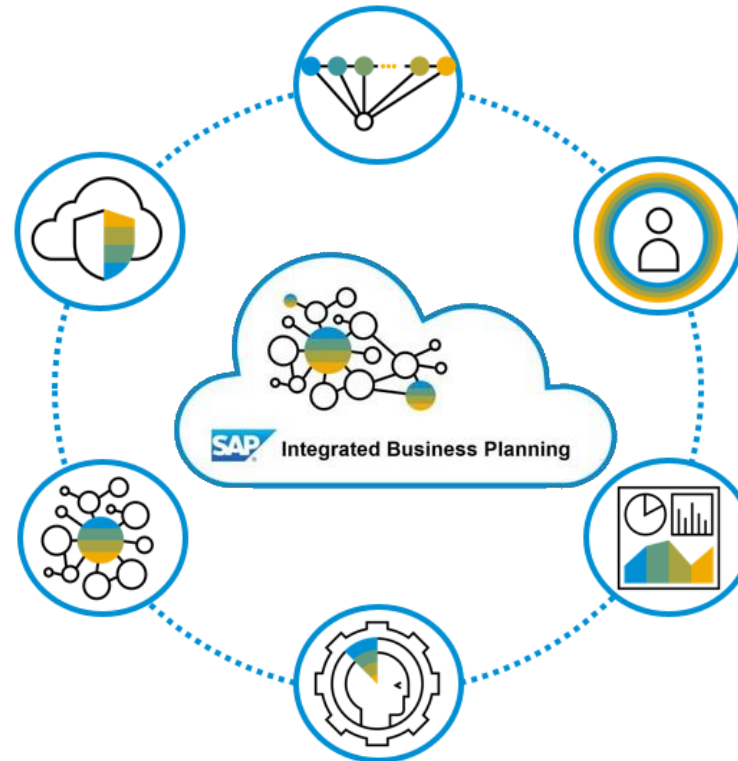
## Cloud Operations

- Scaling & Performance
- Security
- Test Automation
- Monitoring

## Integration & Business Network Collaboration

- Near real-time integration
- Supplier & Customer Collaboration
- Collaborative Enterprise Planning (SAC)

## Extensibility



## Intelligence & Automation

- Intelligent Visibility & Response
- Machine Learning
- Decision Support

## Usability

- Web-based Planning
- Advanced Visualization
- Flexible Modelling & Configuration

## Advanced Planning

- Operational Supply Planning
- Demand-Driven MRP
- Seamless Planning Processes
- Industry-specific support

**Usability**

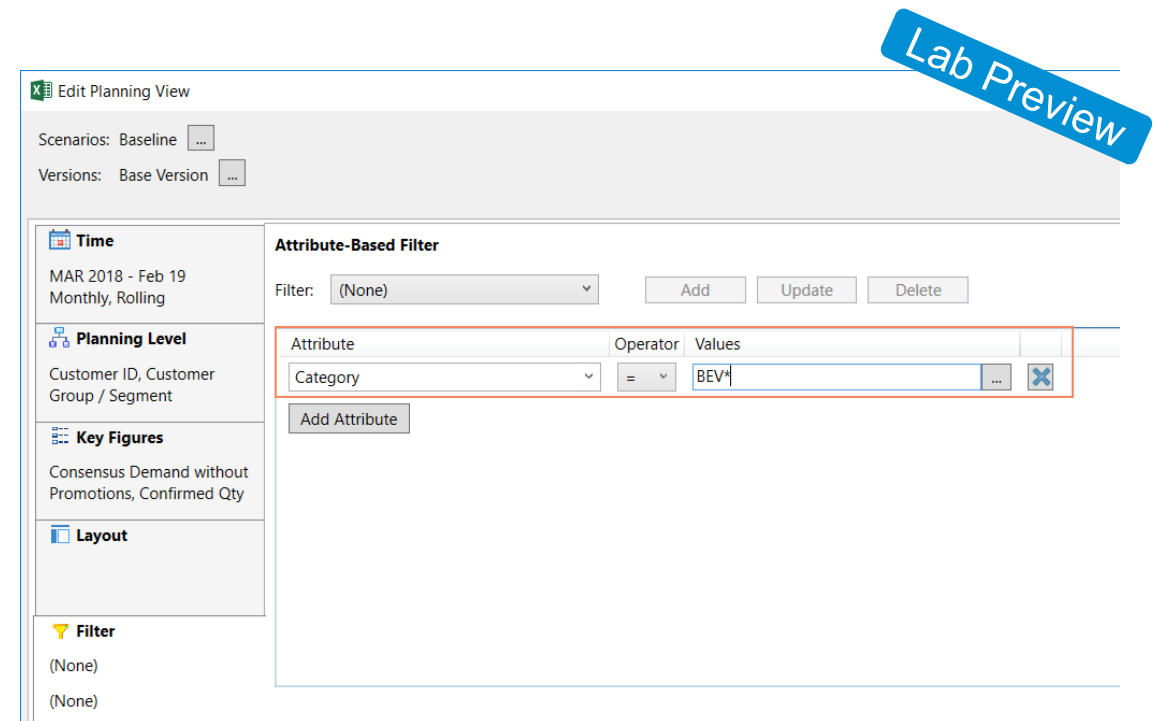


# IBP Excel add-in

## Upcoming innovations

### Strong Investment in performance improvements for IBP's main Planning UI

- **Performance, Performance, Performance**
- **Persistent Sorting** (planned with IBP 1911):
  - Current Situation: The entries in a planning view are sorted by the selected attributes (ascending A to Z) and from left to right.
  - We plan to enhance the IBP functionality to be able to consistently sort the planning view attributes via the Edit Planning View screen
- **Advanced planning filters on planning view** (planned with IBP 1911):
  - Extending filter options to allow for example to use wildcards (\*) or ranges to define the filter criteria for the attributes shown on the planning view



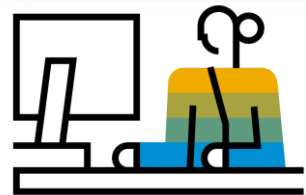
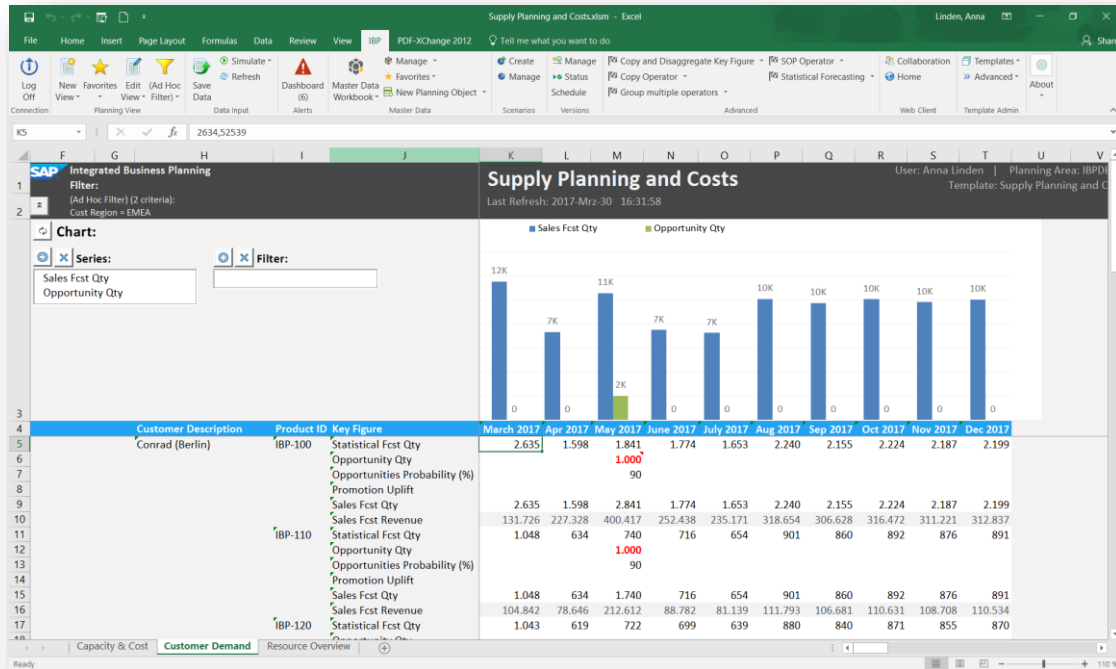
This is the current state of planning and may be changed by SAP at any time.

# Web-Based Planning UI for basic planning tasks

## Fiori app to analyze and change planning data in IBP

Available!

### Adjust Data via IBP Excel Add-In




Planner using a PC

### Adjust Data via Web-based Planning App

The screenshot shows the SAP Web-Based Planning app interface. It displays a 'My Demand View' with a table of product demand data. The table includes columns for Product Desc, Customer Group, Location, Region, Key Figure, and monthly data from Jan 19 to Sep 19. The data is organized into rows for different product types like 'C-Phone 9 black' and 'C-Phone 9SE white'.

Product Desc	Customer Group	Location	Region	Key Figure	Jan 19	Feb 19	MAR 2019	Apr 19	MAY 2019	Jun 19	Jul 19	Aug 19	Sep 19
C-Phone 9 black	Customers EMEA	Euro_Mid_East_Africa	Delivered Qty Adjusted	1,420.00	1,416.00	1,988.00	1,996.00	1,420.00	1,596.00	1,420.00	1,596.00	1,610.00	1,424.00
			Confirmed Qty	14,832.00	12,114.00	11,896.00	4,506.00	1,868.00	1,868.00	1,876.00	1,876.00	1,876.00	1,338.00
			Statistical Forecast Qty	764.00	764.00	764.00	764.00	764.00	764.00	764.00	764.00	764.00	764.00
			Consensus Demand	1,420.00	1,416.00	1,988.00	1,996.00	1,420.00	1,596.00	1,420.00	1,596.00	1,610.00	1,424.00
			Consensus Demand	6,560.00	6,560.00								
	Customers NA	North America	Delivered Qty Adjusted	6,442.00	6,096.00	6,938.00	6,536.00	6,480.00	6,922.00	6,786.00	6,786.00	6,786.00	6,666.00
			Confirmed Qty	4,060.00	4,060.00	4,060.00	4,060.00	4,060.00	4,060.00	4,060.00	4,060.00	4,060.00	4,060.00
			Statistical Forecast Qty	6,544.00	6,562.00	7,380.00	7,354.00	7,354.00	6,524.00	7,362.00	7,382.00	7,382.00	6,978.00
			Consensus Demand	6,544.00	6,562.00	7,380.00	7,354.00	7,354.00	6,524.00	7,362.00	7,382.00	7,382.00	6,978.00
			Consensus Demand	6,560.00	6,560.00								
	Customers EMEA	Euro_Mid_East_Africa	Delivered Qty Adjusted	23,706.00	19,332.00	18,862.00	6,834.00	3,166.00	3,166.00	2,104.00	2,404.00	2,310.00	2,310.00
			Confirmed Qty	1,294.00	1,294.00	1,294.00	1,294.00	1,294.00	1,294.00	1,294.00	1,294.00	1,294.00	1,294.00
			Statistical Forecast Qty	2,240.00	2,236.00	2,546.00	2,540.00	2,256.00	2,522.00	2,540.00	2,252.00	2,252.00	2,252.00
			Consensus Demand	2,240.00	2,236.00	2,546.00	2,540.00	2,256.00	2,522.00	2,540.00	2,252.00	2,252.00	2,252.00
	Customers NA	North America	Delivered Qty Adjusted	5,882.00	5,430.00	6,134.00	5,848.00	6,050.00	5,898.00	5,898.00	5,898.00	5,898.00	5,898.00
			Confirmed Qty	3,892.00	3,892.00	3,892.00	3,892.00	3,892.00	3,892.00	3,892.00	3,892.00	3,892.00	3,892.00
			Statistical Forecast Qty	5,832.00	5,838.00	6,558.00	6,558.00	6,528.00	6,570.00	6,604.00	6,604.00	6,604.00	6,604.00
			Consensus Demand	5,832.00	5,838.00	6,558.00	6,558.00	6,528.00	6,570.00	6,604.00	6,604.00	6,604.00	6,604.00
			Consensus Demand	5,832.00	5,838.00	6,558.00	6,558.00	6,528.00	6,570.00	6,604.00	6,604.00	6,604.00	6,604.00
	Customers EMEA	Euro_Mid_East_Africa	Delivered Qty Adjusted	18,110.00	12,222.00	12,836.00	4,820.00	1,974.00	1,980.00	1,708.00	1,708.00	1,362.00	1,362.00
			Confirmed Qty	3,366.00	3,366.00	3,366.00	3,366.00	3,366.00	3,366.00	3,366.00	3,366.00	3,366.00	3,366.00
			Statistical Forecast Qty	1,484.00	1,476.00	1,676.00	1,676.00	1,662.00	1,560.00	1,676.00	1,676.00	1,476.00	1,476.00
			Consensus Demand	1,484.00	1,476.00	1,676.00	1,676.00	1,662.00	1,560.00	1,676.00	1,676.00	1,476.00	1,476.00
	Customers NA	North America	Delivered Qty Adjusted	4,074.00	3,660.00	4,250.00	3,586.00	4,028.00	4,228.00	3,898.00	4,194.00	4,194.00	4,194.00
			Confirmed Qty	8,346.00	8,138.00	8,508.00	8,126.00	8,568.00	8,404.00	8,178.00	8,178.00	8,178.00	8,178.00
			Statistical Forecast Qty	3,920.00	3,912.00	4,442.00	4,308.00	3,924.00	4,374.00	4,404.00	3,968.00	3,968.00	3,968.00
			Consensus Demand	3,920.00	3,912.00	4,442.00	4,308.00	3,924.00	4,374.00	4,404.00	3,968.00	3,968.00	3,968.00
			Consensus Demand	3,920.00	3,912.00	4,442.00	4,308.00	3,924.00	4,374.00	4,404.00	3,968.00	3,968.00	3,968.00
	Customers EMEA	Euro_Mid_East_Africa	Delivered Qty Adjusted	27,540.00	21,342.00	21,760.00	7,992.00	3,886.00	2,450.00	2,448.00	2,448.00	2,448.00	2,448.00
			Confirmed Qty	2,822.00	2,822.00	2,822.00	2,822.00	2,822.00	2,822.00	2,822.00	2,822.00	2,822.00	2,822.00
			Statistical Forecast Qty	2,818.00	2,800.00	2,948.00	2,948.00	2,948.00	2,948.00	2,948.00	2,948.00	2,948.00	2,948.00
			Consensus Demand	2,818.00	2,800.00	2,948.00	2,948.00	2,948.00	2,948.00	2,948.00	2,948.00	2,948.00	2,948.00
			Consensus Demand	2,818.00	2,800.00	2,948.00	2,948.00	2,948.00	2,948.00	2,948.00	2,948.00	2,948.00	2,948.00
	Customers NA	North America	Delivered Qty Adjusted	5,034.00	4,834.00	5,382.00	4,630.00	5,206.00	5,238.00	4,838.00	4,838.00	4,838.00	4,838.00
			Confirmed Qty	4,104.00	4,100.00	4,584.00	4,584.00	4,584.00	4,584.00	4,584.00	4,584.00	4,584.00	4,584.00
			Statistical Forecast Qty										
			Consensus Demand										
			Consensus Demand										

Sales Representative at customer location using a tablet



# Web-based Planning app

## Upcoming innovations

### Continuous investment to complete the set of planning capabilities required for the occasional planning user

- **Versions:** Compare (*Delivered with 1905*) and Promote
- **User-defined Scenarios:** Create, Compare, Promote
- **Simulations and Drilldown:** e.g. Simulate (basic)
- **Fixing:** Open planning view with fixing indicator
- **Planning Notes:** Review planning notes
- ...

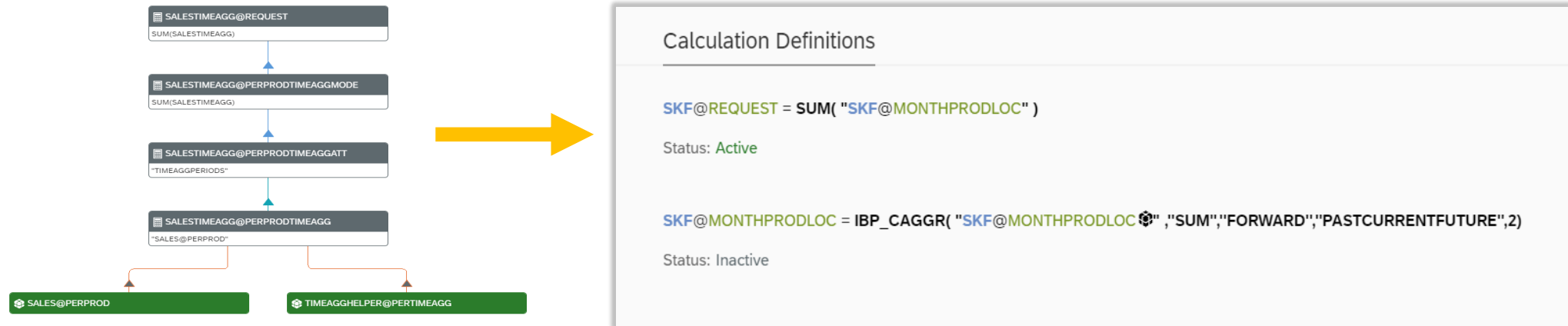
Product Desc	Key Figure	Version	Jan 19	Feb 19	MAR 2019	Apr 19	MAY 2019
C-Phone 9 black	Consensus De...	Base Version	705.00	712.00	800.00	789.00	711.00
		UPSIDE					
	Sensed Dema...	Base Version					
		UPSIDE					
C-Phone 9SE ...	Consensus De...	Base Version	1,127.00	1,130.00	1,279.00	1,266.00	1,134.00
		UPSIDE					
	Sensed Dema...	Base Version					
		UPSIDE					
CleverTele 42i...	Consensus De...	Base Version	734.00	734.00	839.00	837.00	740.00
		UPSIDE					
	Sensed Dema...	Base Version					
		UPSIDE					
CleverTele 42i...	Consensus De...	Base Version					
		Base Version					
CleverTele 48i...	Consensus De...	Base Version	1,305.00	1,313.00	1,468.00	1,472.00	1,320.00

# Simplified Key Figure Calculation

Available!

Reducing unnecessary planning model complexity and need for LCODE development for the most commonly requested calculations leading in some cases also to performance improvements

**IBP 1905:** Simplified key figure calculation for **cumulative aggregation** for calculations across different time buckets. E.g. Year-to-Date calculation previously required 5 planning levels, 5 calculations, and 1 master data type.



**Planned:** Simplified key figure calculation for **last period aggregation**, to **offset key figure values**, and **rolling aggregation**.

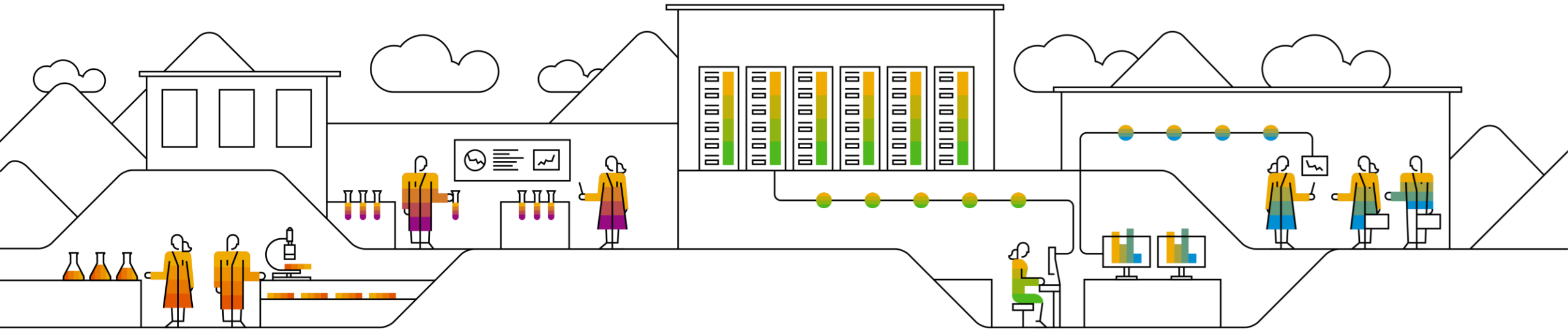
This is the current state of planning and may be changed by SAP at any time.

# Advanced Planning





# Operational Supply Planning



# SAP Integrated Business Planning for Response & Supply

## Overview of Key Planning Process and Capabilities for Supply Network Planning

### Supply Heuristics



Infinite time-series heuristic with finite supply propagation

### Supply Optimization



Cost-based optimization to create global feasible supply plans

### Response Management



Develop feasible supply plans and determine allocations and order confirmations

### Deployment



Create short-term distribution plans based on given supplies



Built-in Integration



Alerting / Root Cause Analysis



Fair Share Distribution



Freeze Horizons



Manual Adjustments

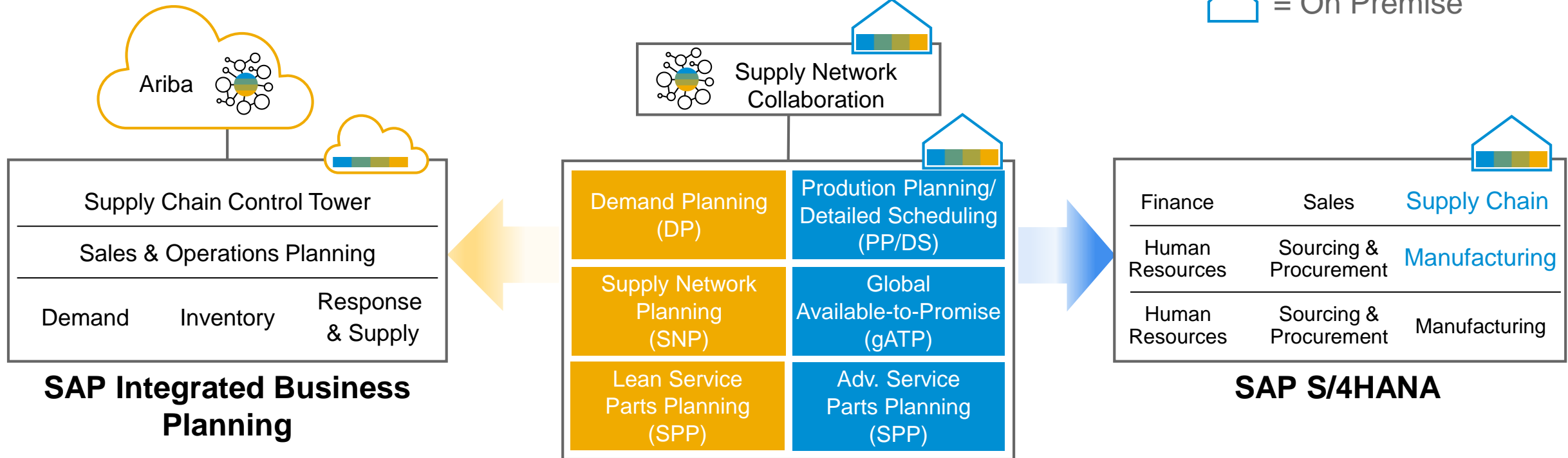


Simulation

# APO Transformation Strategy

Product direction

☁ = Cloud  
 🏠 = On Premise



## Network-Centric Planning

Innovative & Rearchitected Supply Chain Planning Processes

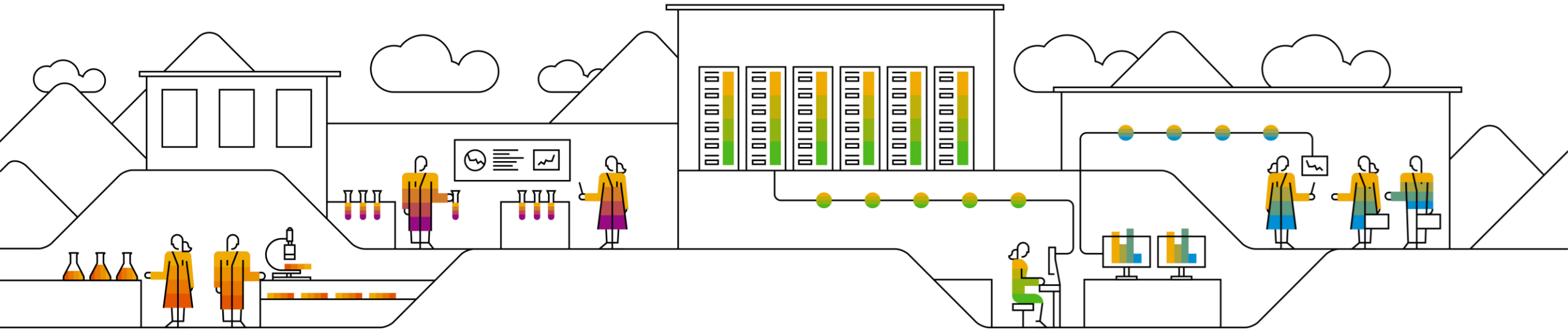
## SAP Advanced Planning & Optimization (APO)

## Plant-Centric Planning

Unified Manufacturing Processes Plan to Produce in ONE System

\*This is the current state of planning and may be changed by SAP at any time.

# Demand Driven MRP (DDMRP)



# SAP considers DDMRP as a strategic topic in SCM

that generates a unique value proposition for its customers

Available!

## SAP is embracing the Demand-Driven Adaptive Enterprise Model via ...

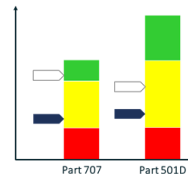
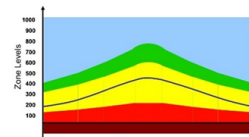
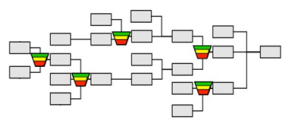
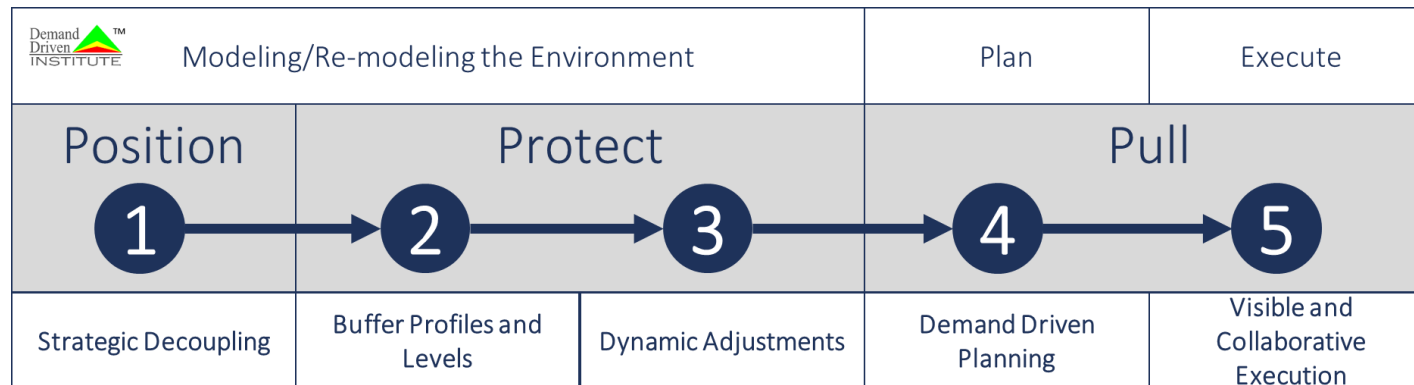


Available today!



Available with 1905 release

DDI certified



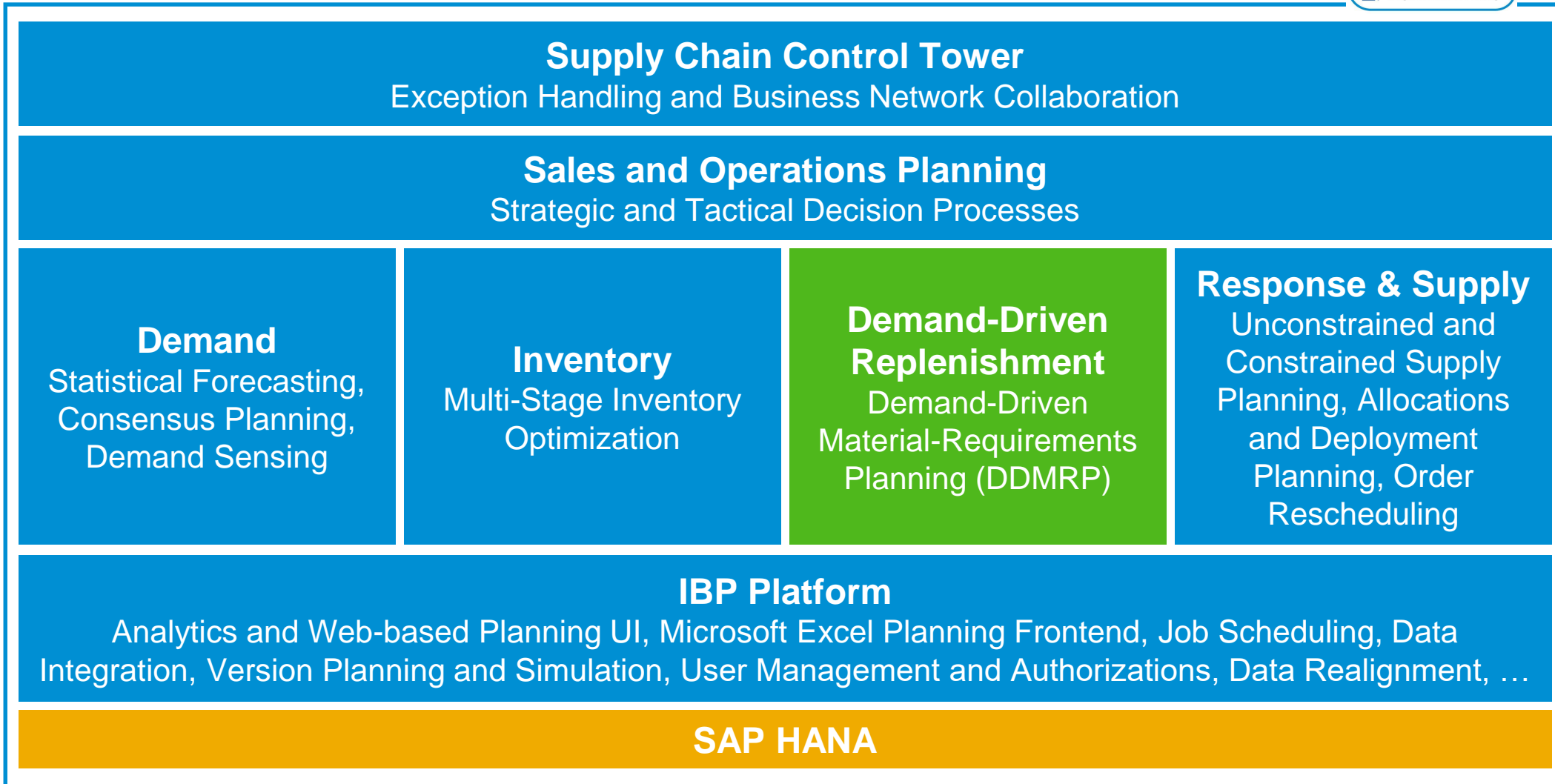
Order #	OH Buffer Status
MO 12379	
MO 12401	12% (RED)
MO 12485	27% (RED)
MO 12367	33% (YELLOW)
MO 12411	41% (YELLOW)

- SAP and CAMELOT ITLab are co-developing DDMRP in SAP IBP
- DDMRP will extend the capabilities of SAP IBP and allow companies to apply the new paradigm and a state-of-the-art Demand-Driven approach to their supply chains

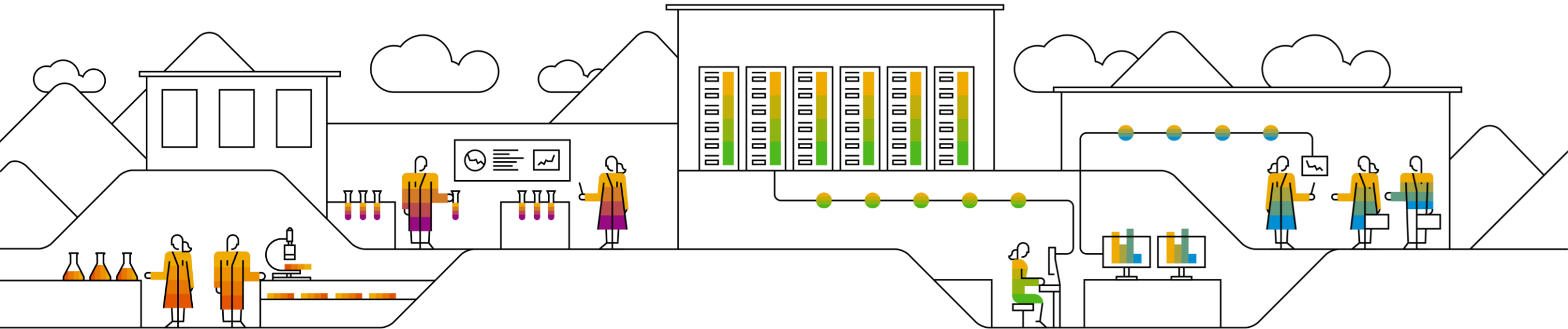
DDMRP is an end-to-end closed loop process covering both **planning** (step 1-4) and **execution** (step 5)

This is the current state of planning and may be changed by SAP at any time.

# Plan and Respond with SAP's Integrated Business Planning Solution



# Driver-based Planning for Risks and Opportunities





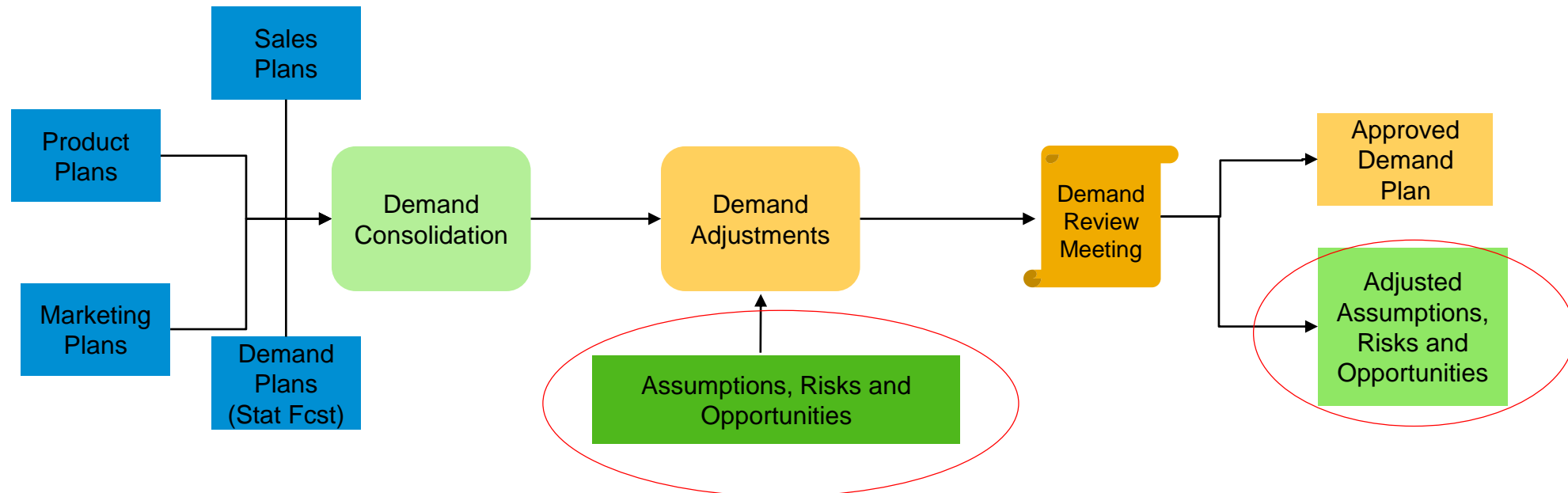
# Assumptions, Risks & Opportunities

## Driver-based Planning

Available!

Assumptions, Risks and Opportunities have a key influence on e.g. S&OP and Demand Plans

- **Assumptions** are business drivers that affect the quantitative forecast, e.g. customer or economic growth rates
- **Risks and Opportunities** are events with a potential impact on the business. For example a risk could be a potential vulnerability for your business, while an opportunity represent a potential chance that you see for your business



# Driver-based Planning in IBP

Available!

Driver-Based Planning

Opportunity APJ Market

General Information Time Settings Attributes Planning Level Attributes Key Figures Filter Sharing

\*Name: Opportunity APJ Market  
Description: New customers are opening up to our products in certain Asian countries. We see up sell opportunities for the second half of 2019.

\*Planning Area: SAP61905 (SAP6 1905)  
\*Version: Base Version

Time Settings

\*Time Period: Monthly  
\*From/To: Aug 19 DEC 2019  
Rolling:   
Total Periods: 5

Attributes

\*Driver Type: LVMCUSTOMER (Customer)

You can add additional attributes if needed. Add

Name	Description
*CUSTID	Customer ID


Planning Level Attributes

Name	Description			
CUSTREGION	Customer Region	↑	↓	⊗
CUSTDESCR	Customer Desc.	↑	↓	⊗
PRDGROUP	Product Group	↑	↓	⊗

Save Cancel

- Web- based planning view settings extensions for combined Master Data and key figure maintenance
- Flexible definition of Risk and Opportunities editable master data attributes and key figures
- Flexible definition can be used for any Event-based Planning, Driver-based Planning, Promotions, ...

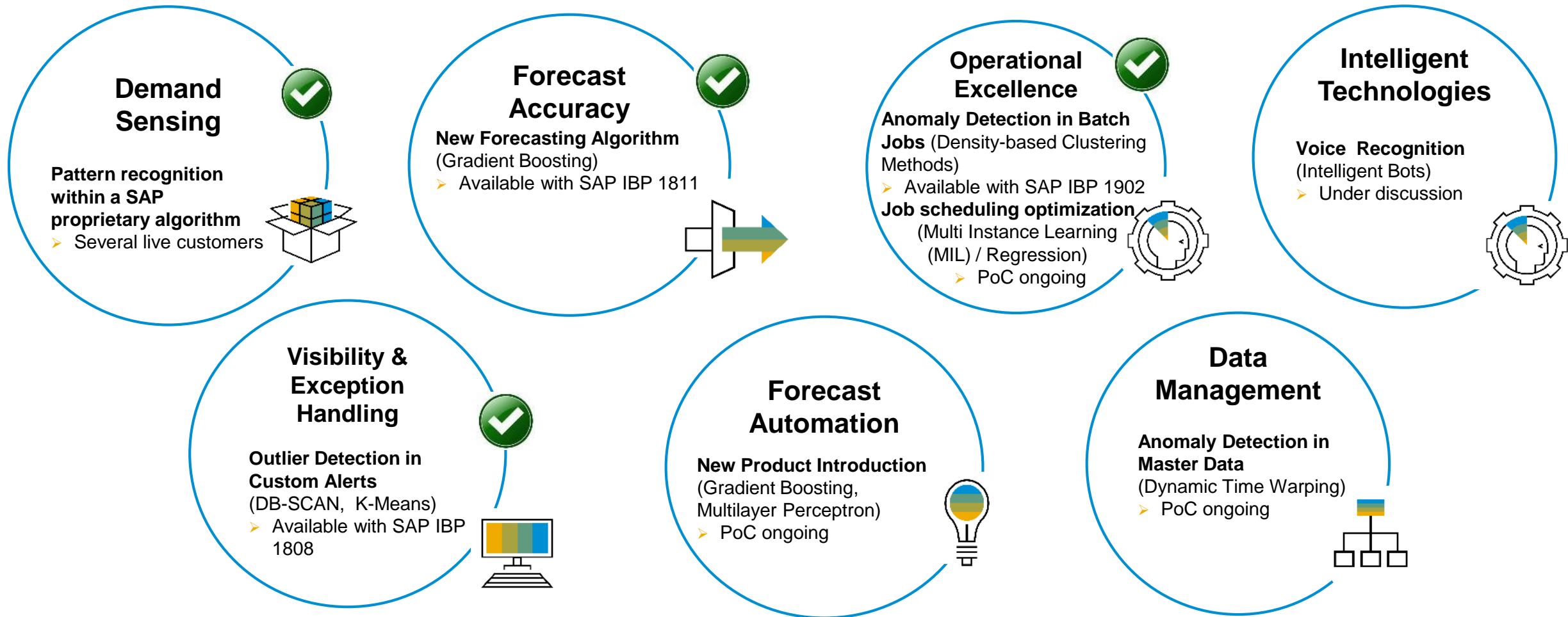
# Intelligence & Automation



# Machine Learning in IBP

The self-driving Supply Chain

Product  
direction



Available

PoCs with  
Customer Data

Future / Research Phase

This is the current state of planning and may be changed by SAP at any time.

# SAP Supply Chain Control Tower

## Intelligent Visibility

Product direction

### Asset Management

Maintenance Plans and Orders  
Reliability information  
Spare parts demand and supply



### Sales Execution

Sales Plans  
Available-to-Promise Checks  
Sales Orders and PoS Data  
Risks and Opportunities



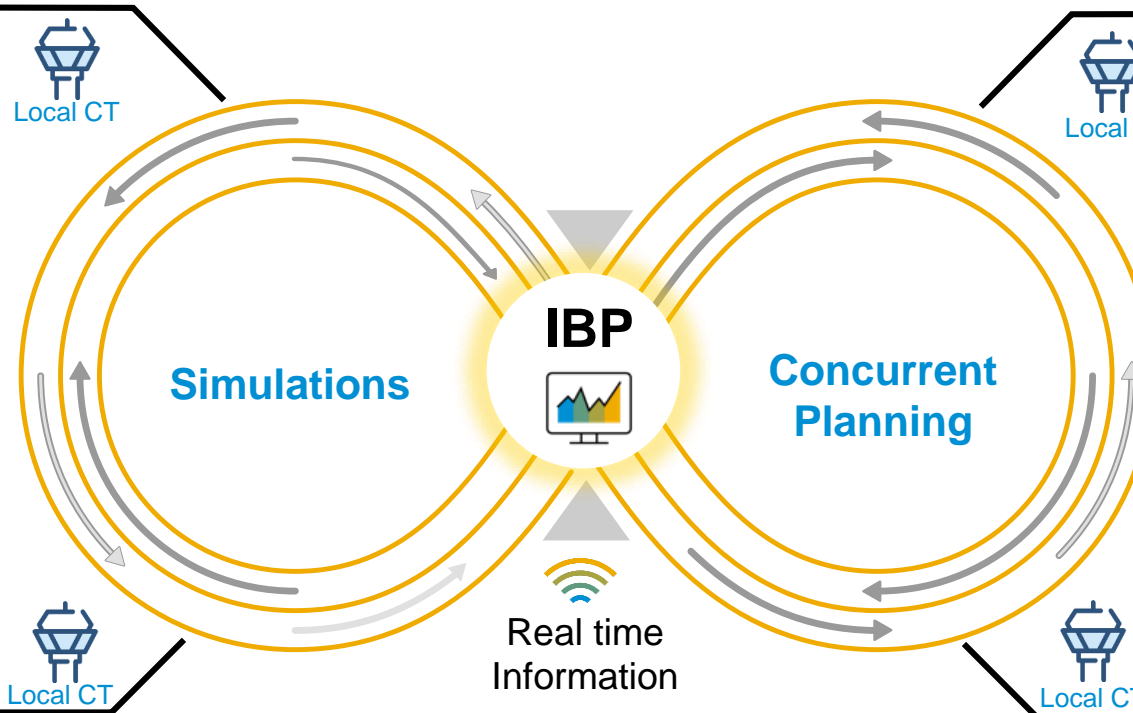
### Manufacturing

Production Plans and Detailed Scheduling  
Deployment Plans  
Capacity information, Manufacturing Orders




### Logistics & Supply

Transportation Plans  
Freight orders  
Inventory information  
Supply Chain execution data



# Integration & Business Network Collaboration



# Planned integration capabilities

## Direction update

**Strong investment area with a two-fold approach. First, integration content to reduce implementation efforts. Second, work on the near-real time integration of data to IBP.**

### **Time series-based integration with SAP S/4HANA and SAP ERP**

- Enhancements to the add-on concept approach to enrich integration content with SAP Cloud Platform Integration for data services
- Integration with S/4 HANA Cloud

### **Order-based integration with SAP S/4HANA and SAP ERP**

- Near real-time integration
- Integration with S/4 HANA Cloud

### **Integration with SAP C/4HANA – SAP Sales Cloud and SAP Marketing Cloud**

- Outbound integration of demand plans
- Inbound integration of opportunities into sales forecast quantity

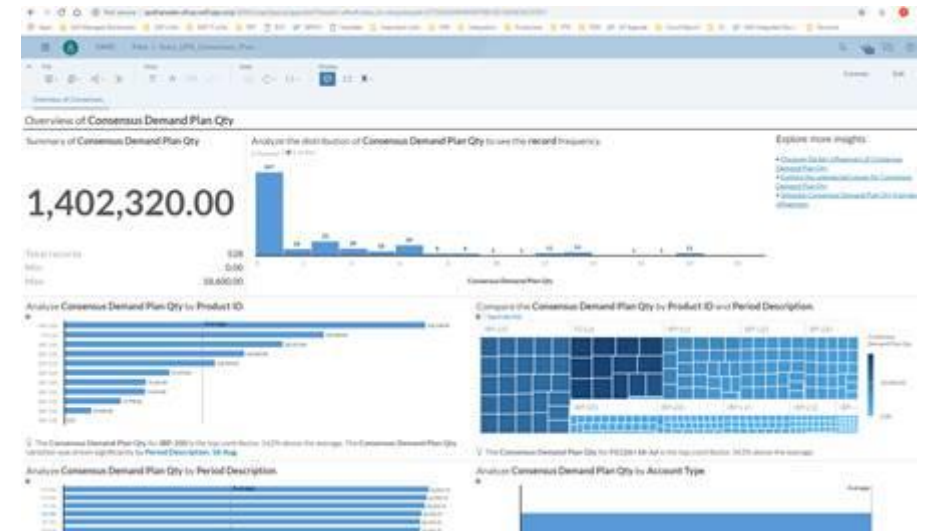


# SAP Vision for Collaborative Enterprise Planning

Product  
direction

SAP's vision for Collaborative Enterprise Planning is to bring together all silo'd planning processes across the enterprise.

- **SAP Integrated Business Planning** provides **Supply Chain Planning** capabilities including **Sales & Operations Planning**.
- **SAP Analytics Cloud** and the **Digital Boardroom** integrate with SAP Integrated Business Planning to provide the **Finance function** with the visibility to complete the **Collaborative Enterprise Planning** process.



**Step 1:** SAC and Digital Boardroom can visualize IBP data (available)

**Step 2:** SAC can work with the IBP data and send changed data back to IBP (Planned with IBP 1908)

This is the current state of planning and may be changed by SAP at any time.

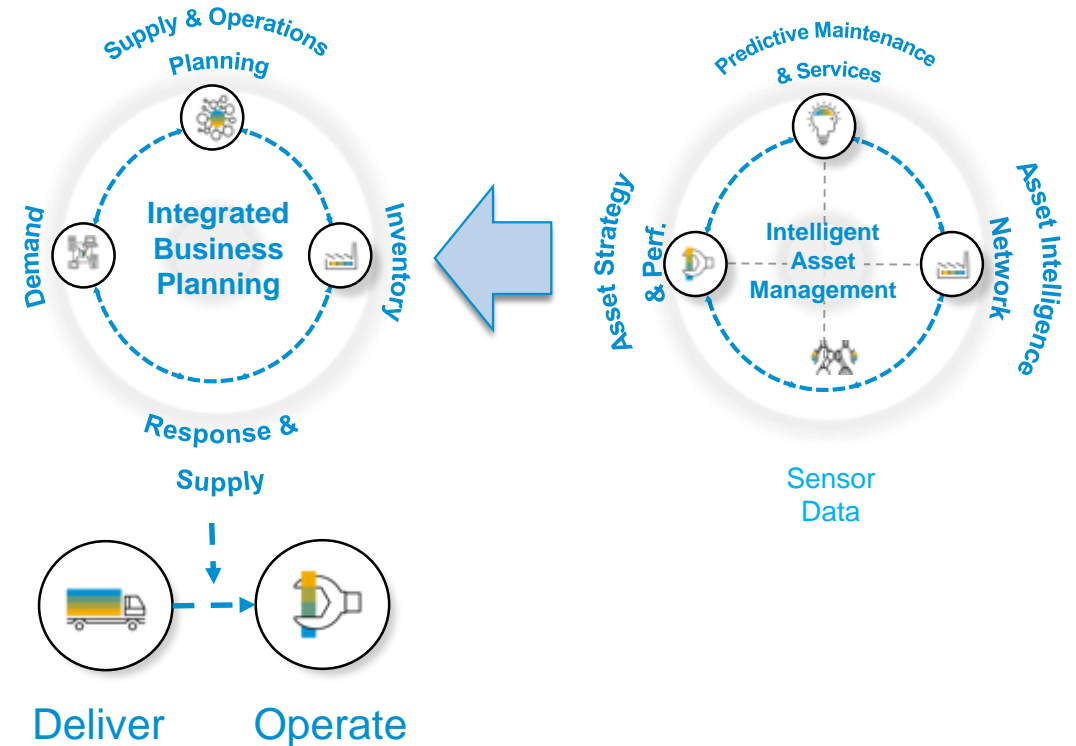
# Lean Spare Parts Planning for Maintenance-Repair-Overhaul (MRO)

## Integration with SAP Intelligent Asset Management

Product  
direction

Re-think and transform MRO to get demand planning, maintenance planning and inventory optimization closer together by considering the **Asset as a Customer**.

- Increases **Asset up time** by making sure the right asset is available at the right time and the right place
- Reduces **MRO costs**, improves **the service level and asset performance**
- Provides **full visibility on spare parts stock** availability across the supply chain
- Shorten the mean time to repair and **improve maintenance quality**
- Predicts & Manages spare parts inventory and stock levels according to maintenance plans and asset insights

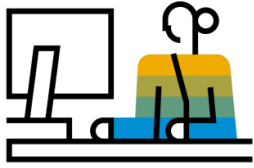


**Make sure that the right parts are available at the right time and the right place.**

This is the current state of planning and may be changed by SAP at any time.

# Business Network Collaboration

Demand Forecast Collaboration via Web-based Planning app for external partners




Planner using a PC  
**(Internal User)**



Sales Representative at customer location using a tablet  
**(Internal User)**

Product Desc	Customer Group / Segm.	Location Region	Key Figure	Jan 19	Feb 19	MAR 2019	Apr 19	MAY 2019	Jun 19	Jul 19	Aug 19	Sep 19
C-Phone 9 black	Customers EMEA	Eun_Mid_East_Africa	Delivered Qty Adjusted	1,420.00	1,418.00	1,588.00	1,596.00	1,420.00	1,596.00	1,510.00	1,424.00	
			Confirmed Qty	14,932.00	13,124.00	12,899.00	4,006.00	3,899.00	1,396.00	1,676.00	1,328.00	
			Statistical Forecast Qty	784.00	784.00	784.00	784.00	784.00	784.00	784.00	784.00	
	Customers NA	North America	Delivered Qty Adjusted	6,500.00	6,500.00						1,424.00	
Confirmed Qty			6,442.00	6,096.00	6,038.00	6,038.00	6,460.00	6,322.00	6,788.00	6,960.00		
Statistical Forecast Qty			4,060.00	4,060.00	4,060.00	4,060.00	4,060.00	4,060.00	4,060.00	4,060.00		
	Customers EMEA	Eun_Mid_East_Africa	Delivered Qty Adjusted	6,544.00	6,562.00	7,380.00	7,384.00	6,524.00	7,382.00	7,382.00	6,578.00	
Confirmed Qty			23,760.00	28,302.00	18,882.00	6,834.00	3,286.00	2,336.00	2,684.00	2,300.00		
Statistical Forecast Qty			1,294.00	1,294.00	1,294.00	1,294.00	1,294.00	1,294.00	1,294.00	1,294.00		
	Customers NA	North America	Delivered Qty Adjusted	2,240.00	2,238.00	2,246.00	2,240.00	2,236.00	2,232.00	2,240.00	2,232.00	
Confirmed Qty			9,882.00	9,420.00	6,324.00	5,646.00	6,050.00	6,050.00	9,898.00	6,284.00		
Statistical Forecast Qty			3,882.00	3,882.00	3,882.00	3,882.00	3,882.00	3,882.00	3,882.00	3,882.00		
	Customers EMEA	Eun_Mid_East_Africa	Delivered Qty Adjusted	3,832.00	3,838.00	6,008.00	6,028.00	3,848.00	6,070.00	6,040.00	3,828.00	
Confirmed Qty			18,120.00	12,222.00	12,636.00	4,620.00	1,974.00	1,390.00	1,798.00	1,382.00		
Statistical Forecast Qty			3,840.00	3,840.00	3,840.00	3,840.00	3,840.00	3,840.00	3,840.00	3,840.00		
	Customers NA	North America	Delivered Qty Adjusted	1,484.00	1,470.00	1,678.00	1,662.00	1,500.00	1,678.00	1,670.00	1,476.00	
Confirmed Qty			4,074.00	3,660.00	4,260.00	3,586.00	4,026.00	4,228.00	3,888.00	4,234.00		
Statistical Forecast Qty			8,346.00	8,138.00	8,508.00	8,126.00	8,464.00	8,464.00	8,178.00	8,170.00		
	Customers EMEA	Eun_Mid_East_Africa	Delivered Qty Adjusted	3,920.00	3,812.00	4,442.00	4,388.00	3,924.00	4,374.00	4,454.00	3,868.00	
Confirmed Qty												
Statistical Forecast Qty												
	Customers NA	North America	Delivered Qty Adjusted									
Confirmed Qty												
Statistical Forecast Qty												
	Customers EMEA	Eun_Mid_East_Africa	Delivered Qty Adjusted	27,840.00	25,842.00	25,780.00	7,982.00	3,888.00	2,430.00		2,384.00	
Confirmed Qty			2,622.00	2,622.00	2,622.00	2,622.00	2,622.00	2,622.00	2,622.00	2,622.00		
Statistical Forecast Qty			2,628.00	2,628.00	2,648.00	2,644.00	2,632.00	2,636.00	2,636.00	2,632.00		
	Customers NA	North America	Delivered Qty Adjusted	5,024.00	4,634.00	5,282.00	4,638.00	5,288.00	5,228.00	5,228.00	4,638.00	
Confirmed Qty												
Statistical Forecast Qty			4,284.00	4,610.00	4,284.00	3,960.00	4,228.00	4,010.00				



Customer or Supplier using PC or Tablet  
**(External IBP user)**

- Customer / Sales representative updates forecast in IBP WebUI
- IBP makes forecast available to customer / sales representative in IBP WebUI
- Collaboration on Consensus Forecast
- Forecast Commit on supply plan

# Cloud Operations, Performance and Monitoring



# Performance Monitoring

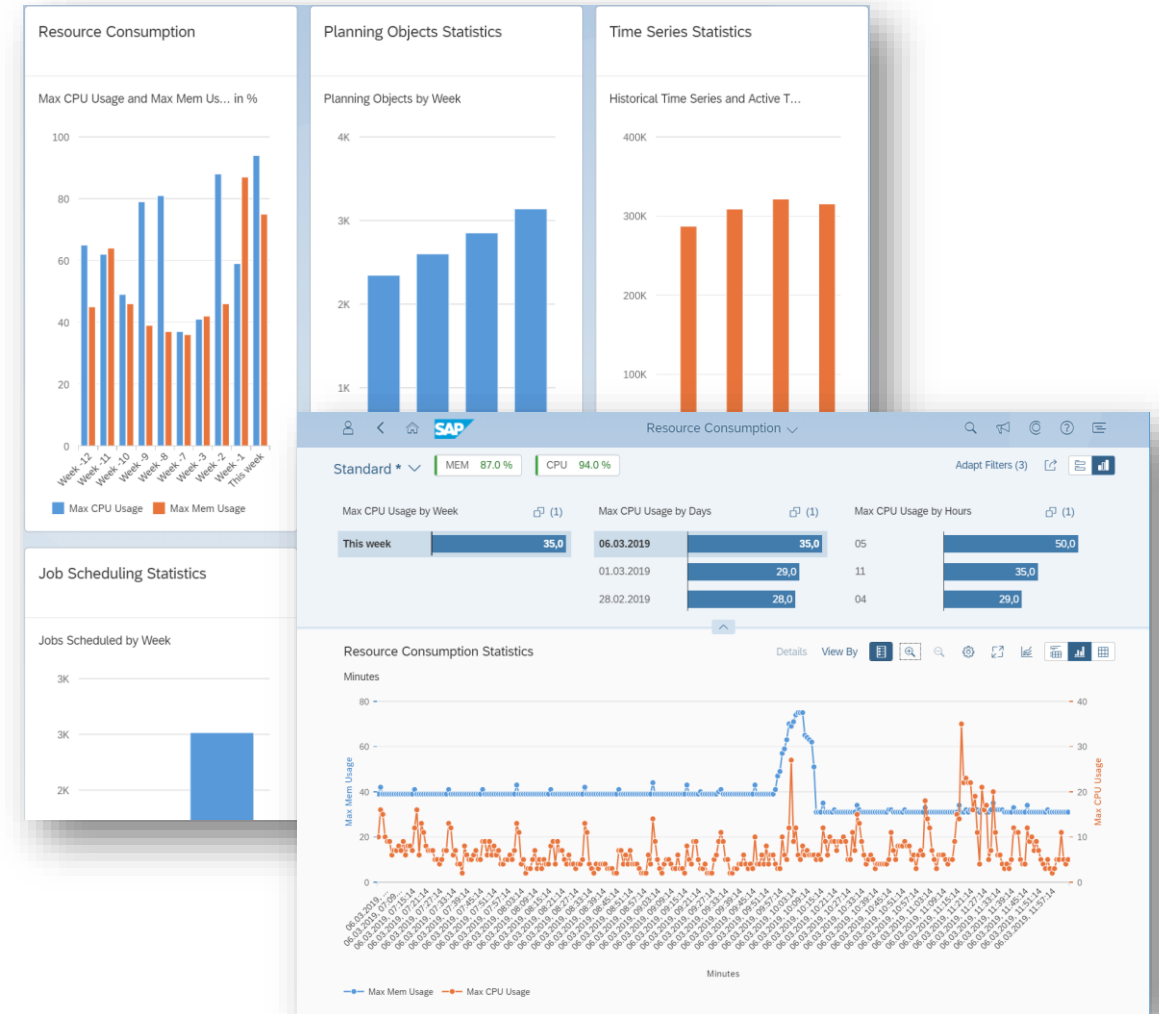
## System Monitoring directly in IBP Customer Systems

### Available: System Monitoring

- Resource Consumption now **per minute**
- Excel Sessions Statistics
- Planning Object & Time Series Statistics
- Job Scheduling Statistics

### Future Direction

- **Activity Monitor** - Showing jobs and frontend requests with details
- Access to further **telemetry information** for Fiori UI runtimes, IBP backend queries and IBP Excel Add-In front-end runtimes



This is the current state of planning and may be changed by SAP at any time.

# Performance Topics in IBP

## Overview

Product  
direction

### IBP Backend and SAP HANA database

- **Activation based on new calculation scenario** to improve performance of activation and query runtimes
- **Simplified Key Figures**
- **Switch to SAP HANA Calculation View** to improve query performance
- **Normalization** of the data model to reduce memory consumption
- **Asynchronous execution of snapshots**
- ...

### Excel UI

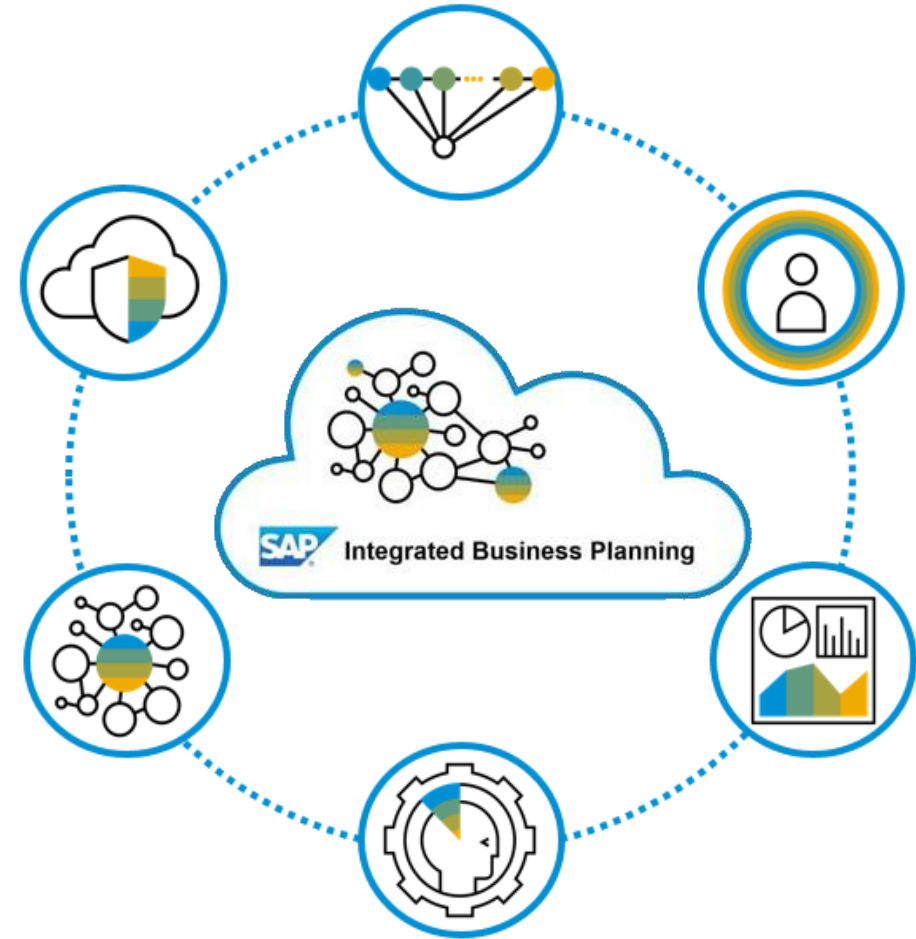
- **Refresh all sheets** at once
- **Pre-load** most used favorites
- **Pre-send** data changes to backend
- **Parallelize** validation checks
- Send data **changes without refresh**
- **Partly refresh** planning views in case of data changes
- **Micro-send** and process data changes while user is still working in the planning view
- ...

### Operators

- Packaging** - Splitting the workload in smaller packages to optimize system resource consumption
- Available:
- Forecasting
  - Disaggregation
  - Demand Sensing
- Planned:**
- **Supply Operators**

This is the current state of planning and may be changed by SAP at any time.

# Wrap Up



# Strategic Topics & Key Areas of Investment

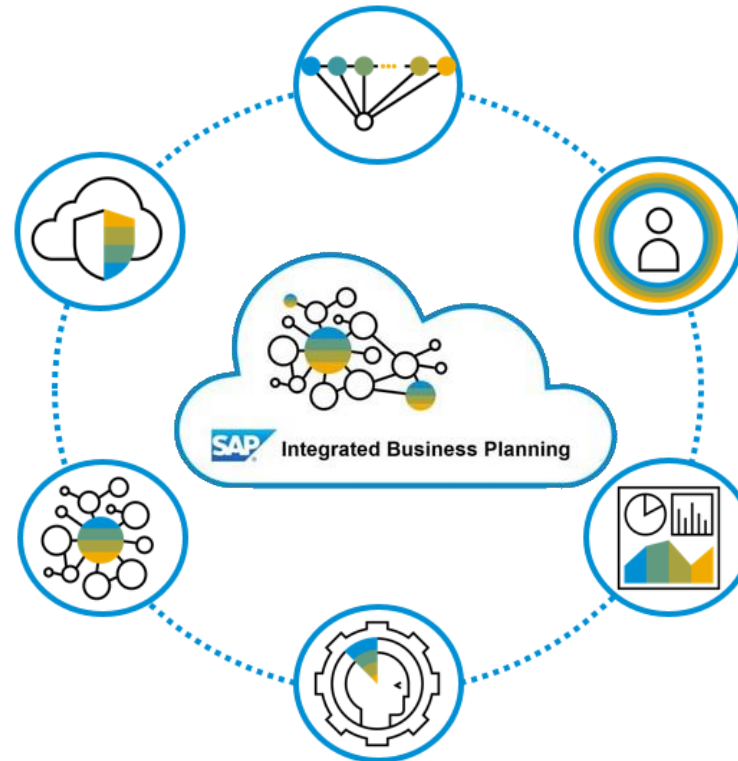
## Cloud Operations

- Scaling & Performance
- Security
- Test Automation
- Monitoring

## Integration & Business Network Collaboration

- Near real-time integration
- Supplier & Customer Collaboration
- Collaborative Enterprise Planning (SAC)

## Extensibility



## Intelligence & Automation

- Intelligent Visibility & Response
- Machine Learning
- Decision Support

## Usability

- Web-based Planning
- Advanced Visualization
- Flexible Modelling & Configuration

## Advanced Planning

- Operational Supply Planning
- Demand-Driven MRP
- Seamless Planning Processes
- Industry-specific support



# SAP Integrated Business Planning Guides, Resources, and Communities



## Solutions

The SAP IBP solution combines capabilities for sales and operations, demand, response and supply planning and inventory optimization – in the cloud.

<https://www.sap.com/products/integrated-business-planning.html>



## Training

Whatever the location, budget or learning style of you require, SAP has a learning solution to fit your needs. Check out the IBP options available.

<https://training.sap.com/trainingpath/Cloud-SAP+Integrated+Business+Planning-Supply+Chain+Planning>



## Help Portal

The IBP Help Portal provides update-to-date system, product, and application support content and references to steer you in the right direction

<https://help.sap.com/ibp>



## Webinars & Events

Learn more about SAP IBP through the numerous events, customer and product webinars we are offering this year and explore past sessions recordings.

<https://wiki.scn.sap.com/wiki/display/SCM/Events+and+Webinars+for+SAP+Integrated+Business+Planning>

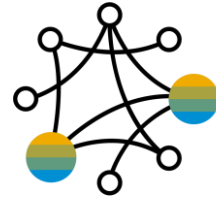
# SAP Integrated Business Planning Guides, Resources, and Communities



## Influencer

Join this community to submit and vote on improvement requests, and collaborate with the product team to help us enhance the solution.

<https://influence.sap.com/sap/ino/#/campaign/21>



## Community

Stay up to date with the latest Community news, projects, and features. Ask questions and join in the conversation to share information and best practices with your peers.


<https://www.sap.com/community/topic/integrated-business-planning.html>



## Innovation Discovery

Find the innovations and features that you can turn into tangible value for your business. Use the link to uncover existing and planned innovations for the IBP Suite.

<https://go.support.sap.com/innovationdiscovery/#/innovations/searchid=00109B147E561ED8AC88FDAEE3FFC0CA>



## Onboarding

Learn more about the Onboarding process. Here you will find additional information related to provisioning, administration, and integration topics.

<https://wiki.scn.sap.com/wiki/display/SCM/Welcome+to+SAP+Integrated+Business+Planning+-+Onboarding+Guide+for+New+Customers>


# IBP Books

## SAP Integrated Business Planning in General (Processes, Overview, Capabilities, Implementation)

## S&OP with SAP IBP


## Inventory Optimization with SAP IBP

## Order-based Planning with SAP IBP




Available on  
SAP PRESS

[https://www.sap-press.com/sap-integrated-business-planning-how-does-sap-ibp-fit-into-scm-processes\\_4174/](https://www.sap-press.com/sap-integrated-business-planning-how-does-sap-ibp-fit-into-scm-processes_4174/)



Available on  
SAP PRESS

[https://www.sap-press.com/sap-integrated-business-planning\\_4615/](https://www.sap-press.com/sap-integrated-business-planning_4615/)




Available  
e.g. on Amazon



Available on  
SAP PRESS

[https://www.sap-press.com/sales-and-operations-planning-with-sap-ibp\\_4589/](https://www.sap-press.com/sales-and-operations-planning-with-sap-ibp_4589/)



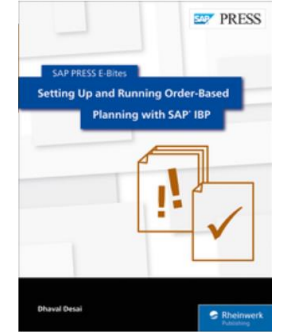
Available on  
SAP PRESS

[https://www.sap-press.com/inventory-planning-and-optimization-with-sap-ibp\\_4820/](https://www.sap-press.com/inventory-planning-and-optimization-with-sap-ibp_4820/)



Available on  
SAP PRESS

[https://www.sap-press.com/configuring-and-executing-an-inventory-plan-with-sap-ibp\\_4611/](https://www.sap-press.com/configuring-and-executing-an-inventory-plan-with-sap-ibp_4611/)



Available on  
SAP PRESS

[https://www.sap-press.com/setting-up-and-running-order-based-planning-with-sap-ibp\\_4592/](https://www.sap-press.com/setting-up-and-running-order-based-planning-with-sap-ibp_4592/)

# Experience the Intelligent Enterprise: Design-to-Operate Process Usability Testing

**Date: May 7-9 2019, Location: Room S310C/D**

Provide **feedback** on our **new SAP Fiori design concepts** that we have applied to the **design-to-operate** process, such as machine learning, conversational user experience, dynamic user home pages, and consistent navigation.

## Preview

During this session, you will experience and evaluate **selected key screens** of the **design-to-operate** process that showcase the new SAP Fiori design vision.

## Roles

Demand Planner/Manager  
Supply Planner/Manager

## 13 Available Testing Times (1 hour in duration)

Tuesday, May 7    10:30am   12:00pm   2:00pm   3:30pm

**Wednesday, May 8**   10:30am   12:00pm   **2:00pm**   **3:30pm**   **5:00pm**

**Thursday, May 9**    **10:30am**   **12:00pm**   **2:30pm**   **4:00pm**

## 3 Ways to Register

- 1) Online at <https://experience.sap.com/asug/>
- 2) On the SAPPHIRE NOW Event Page, ->ASUG tab-> select 'Influence'
- 3) At the SAP Usability Testcenter Registration Desk, Room S310C/D

# Presentation Materials

Access the slides from 2019 ASUG Annual Conference here:

<http://info.asug.com/2019-ac-slides>

# Take the Session Survey.

We want to hear from you! Be sure to complete the session evaluation on the SAPPHIRE NOW and ASUG Annual Conference mobile app.



# Q&A

For questions after this session, contact us at  
[thomas.klemm@sap.com](mailto:thomas.klemm@sap.com)

# Let's Be Social.

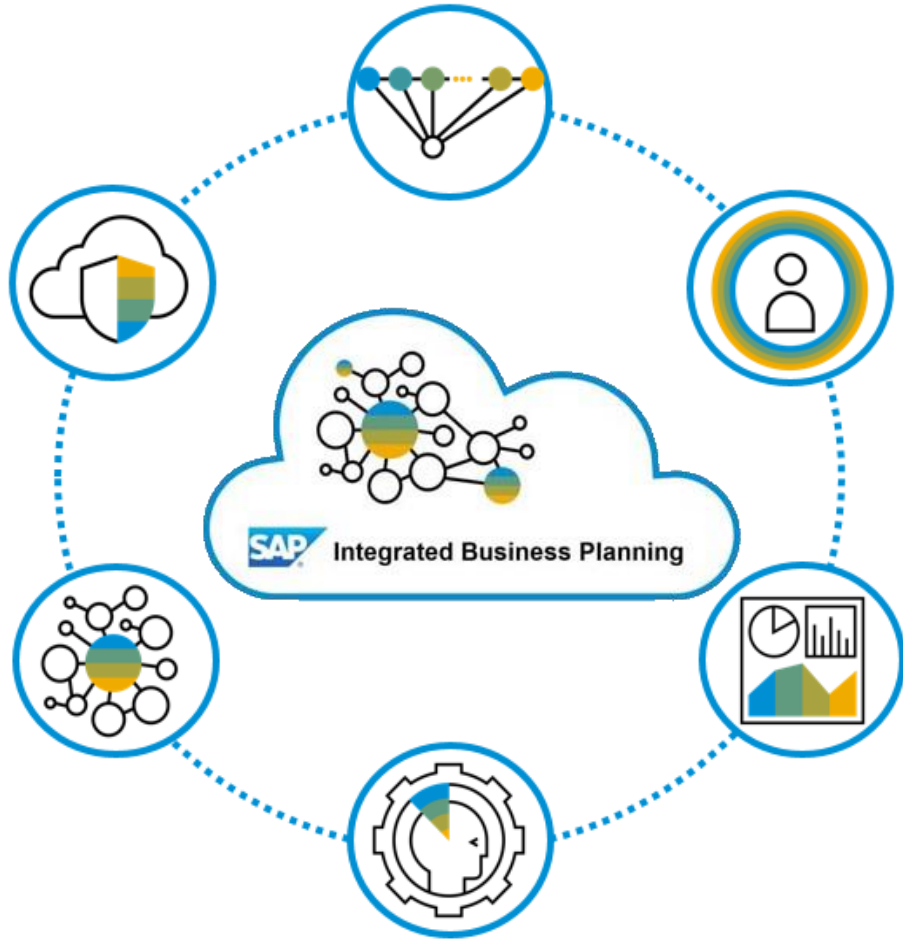
Stay connected. Share your SAP experiences anytime, anywhere.

Join the ASUG conversation on social media: **@ASUG365**

**#ASUG**







# Thank you!

**Thomas Klemm**

VP and Chief Product Owner for SAP IBP, SAP SE

ASUG

THE BEST RUN 

Follow all of SAP



[www.sap.com/contactsap](http://www.sap.com/contactsap)

© 2018 SAP SE or an SAP affiliate company. All rights reserved.

No part of this publication may be reproduced or transmitted in any form or for any purpose without the express permission of SAP SE or an SAP affiliate company.

The information contained herein may be changed without prior notice. Some software products marketed by SAP SE and its distributors contain proprietary software components of other software vendors. National product specifications may vary.

These materials are provided by SAP SE or an SAP affiliate company for informational purposes only, without representation or warranty of any kind, and SAP or its affiliated companies shall not be liable for errors or omissions with respect to the materials. The only warranties for SAP or SAP affiliate company products and services are those that are set forth in the express warranty statements accompanying such products and services, if any. Nothing herein should be construed as constituting an additional warranty.

In particular, SAP SE or its affiliated companies have no obligation to pursue any course of business outlined in this document or any related presentation, or to develop or release any functionality mentioned therein. This document, or any related presentation, and SAP SE's or its affiliated companies' strategy and possible future developments, products, and/or platforms, directions, and functionality are all subject to change and may be changed by SAP SE or its affiliated companies at any time for any reason without notice. The information in this document is not a commitment, promise, or legal obligation to deliver any material, code, or functionality. All forward-looking statements are subject to various risks and uncertainties that could cause actual results to differ materially from expectations. Readers are cautioned not to place undue reliance on these forward-looking statements, and they should not be relied upon in making purchasing decisions.

SAP and other SAP products and services mentioned herein as well as their respective logos are trademarks or registered trademarks of SAP SE (or an SAP affiliate company) in Germany and other countries. All other product and service names mentioned are the trademarks of their respective companies.

See [www.sap.com/corporate-en/legal/copyright/index.epx](http://www.sap.com/corporate-en/legal/copyright/index.epx) for additional trademark information and notices.