

Simulated Divided Lights



KENYON'S
G L A S S S

The beauty of beveled glass and caming combine for a distinguished take on traditional divided lights.

Each piece of beveled glass is secured with caming for the beautiful look of a true divided light, with the efficiency of a single doorlight.

TRADITIONAL STYLE SDL Clear Beveled Glass

*Additional configurations available for quote.



606-SDL
4-Light



646-SDL
6-Light



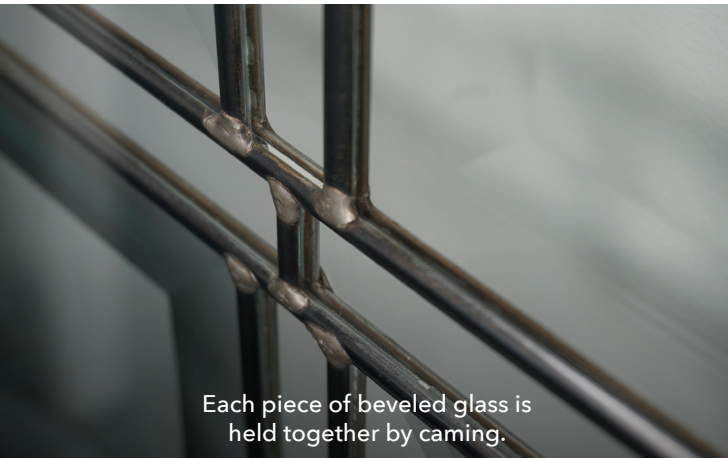
729-SDL
6-Light



679-SDL
8-Light



679-SDL
8-Light



Each piece of beveled glass is held together by caming.



Caming enhances the beauty of the beveled glass behind the Evolve® SDL Frame System.




EVOLVE[®] SDL FRAME IN FIBERMATE[®] WHITE & OAK



TRADITIONAL STYLE GRILLES WITH CLEAR BEVELED GLASS

Evolve's FiberMate frames are paintable and stainable. They provide superior rigidity and eliminate bothersome squeeze out. We accomplish this by using a dry glaze seal. This latest innovation reduces scalloping, corner flare and warping.

The traditional Simulated Divided Lights (SDL) are injection molded along with our Evolve Frame to eliminate separate application of the SDL bars. This all-in-one design offers a better flush-to-glass fit.



PAINTING & STAINING


- Requires no prep, no adhesion promoter, and no special primers
- Use with dark finishes without risk of deformation
- Must be painted or stained to prevent discoloration

FRAME FEATURES

- Uses dry glaze seal
- Unique frame rib and galaxy screw-boss design
- Auto-aligning screw hole covers
- Traditional colonial frame profile

PROBLEMS SOLVED

- FiberMate[®] material reduces warping in high-heat areas
- FiberMate SDL material provides rigidity to reduce the gap between grille and glass
- The dry glaze seal eliminates messy oozing & squeeze-out associated with traditional wet caulk applications
- If damaged doorglass occurs, the dry glaze seal allows for easy removal of the frame
- The problems associated with traditional, hard-to-install screw hole covers are eliminated with the auto-aligning and self-seating Evolve[®] screw hole covers





SDL DISPLAY PROGRAM

Show off the Simulated Divided Light in a display on your showroom floor. SDL's can be displayed in your door, or by itself in a glass gallery. Graphics are available to highlight the product features.



1 SELECT ANY SDL DOORLIGHT

- Available sizes listed in this brochure

2 CHOOSE A DISPLAY OPTION

- Black Metal Display Feet, for use with a door
- Glass Gallery Display, for use with only glass

3 DOOR STILE GRAPHIC 4.25"x14"

KENYON'S
GLASS

An **DDL** Company

5720 N. Meadows Drive • Grove City, OH 43123
Ph 614.539.8740 • Fax 614.539.8750
www.kenyonglass.com
quotes@kenyonglass.com