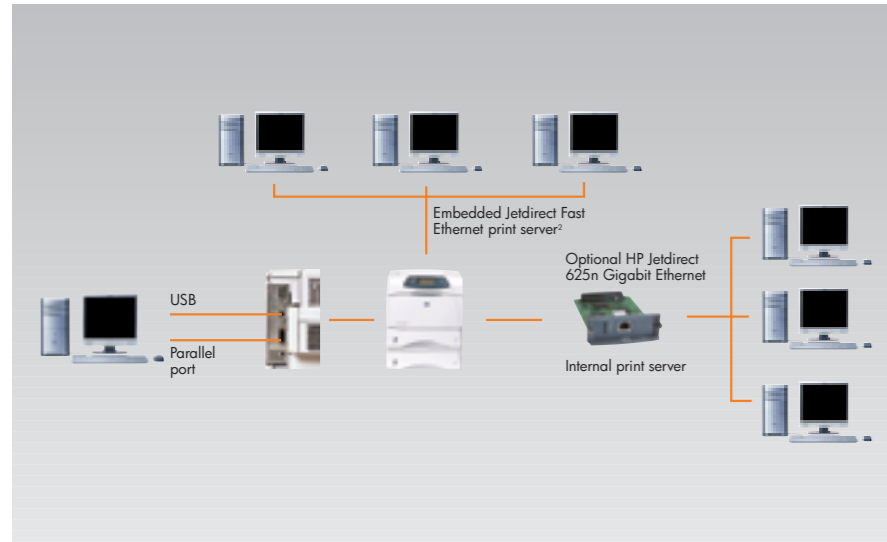


Effective performance for your team



Flexible connectivity options let you share the HP LaserJet 4250 printer series the way you want

Professional print jobs and versatile functions to suit your business needs. The HP LaserJet 4250 printer series is a monochrome laser solution for workgroups of 10 – 15 users.

No more waiting for professional print jobs

These printers have print speeds of up to 45 ppm¹ (letter)/43 ppm¹ (A4) and built-in Instant-on technology that lets you have the first page in less than 8 seconds.

As warm-up time is reduced, the printer consumes less energy, is quieter and creates less wear on its engine. In addition, the RIP (Raster Image Processing) ONCE technology prints multi-copy jobs more quickly, so you save valuable time.

Maximise your printer through networking

An embedded Jetdirect Fast Ethernet print server² provides a network connection with the printer so that many users can easily access at the same time.

What's more, you can conveniently manage printer settings from your own PC.

Rugged and reliable

The reliability and ruggedness of HP products is legendary. For the last twelve years, Hewlett-Packard has consistently received the "A" grade in PC Magazine's Service and Reliability Survey and recently received one of the first-ever A+ ratings.

This is reflected in the HP LaserJet 4250 printer series, which is built to perform in fast-paced business environments, with a duty cycle of 250,000 pages per month.

Duplex printing

Automatic two-sided printing³ allows printing on both sides, reducing your printing costs and virtually doubling the printer's paper capacity. Produce professional-looking documents without waiting to handle every page.

¹ Exact speed depends on system configuration, software programs and document complexity.


² Not available with HP LaserJet 4250 Printer. Not available as an optional upgrade or accessory.

³ Standard on HP LaserJet 4250dtn and 4250dtnsl printers.



August 5, 2003
OVERALL PRINTERS
Hewlett-Packard Company

HP's award winning assurance



Up to
250,000
pages/month
duty cycle

250,000 pages a month—tough enough to take on departmental workloads



Print easily on both sides with the automatic duplexing unit

Enhanced productivity

Paper-handling flexibility

With these printers, you can add optional trays and paper-handling capabilities. Increase your maximum paper capacity to 3,100 letter, legal and A4-sized sheets with the 500-sheet or 1,500-sheet high capacity input (HCI) tray¹.

The HP LaserJet 4250 printer series supports stacker and stapler accessories as well as fully adjustable input trays built for standard and custom media sizes and types—paper, transparencies, labels, envelopes, cardstock and user-defined media.

In addition, you can now assign a paper type to each paper tray with the print driver. The printer will automatically find and use the right type of paper you need.

Handle any print job quickly and easily

Complex print jobs are not a problem with a 460 MHz processor and 80 – 96 MB of memory. This allows quick return to the original application after each job. For heavier jobs you can expand the memory up to 512 MB on all models.

Quality results with impressive print resolution

HP FastRes gives professional print quality while using only half as much memory to store print data. When you need the highest resolution possible, HP ProRes 1200 provides true 1200 x 1200 dpi print quality at full speed. HP Smart Printing Technology in the cartridge and printer ensures this level of print quality consistently.

Solve problems with ease

Have up to four lines of text and helpful animated graphics displayed on the control panel. Conduct problem solving and configuration quickly and simply.

Intelligent temperature control

The printer automatically adjusts temperature based on paper type to make print toner adhere better, or to avoid damage from high temperatures when using transparencies. The default setting provides the best performance for most paper types.

Many functions, more choices

Enjoy more choice and a range of functions for your work needs. Two CompactFlash slots allow more font choices, intelligent e-forms, secure printing, barcode printing,

Worldwide support that's world renowned


For even greater peace of mind, every HP product comes with award winning HP service and support—HP Customer Care. Our highly experienced and knowledgeable customer service professionals are there to help you—online (www.hp.com/support), via email or on the phone for fast response—round the clock, round the globe in as many as 18 languages.

HP Customer Care offers full-service support through a broad range of services, including setup and installation, warranty upgrades, troubleshooting tools, repair and exchange services, phone and Web support, software updates and self-maintenance services. Our wide range of warranty and repair options give you maximum flexibility and convenience—you can return your product directly to HP or your local retailer or a HP repair center². If you choose to do the repairs yourself, you can trust HP to quickly deliver all the parts you need.

¹ One 500-sheet input tray standard with HP LaserJet 4250 and 4250n printers. Two 500-sheet input trays standard with HP LaserJet 4250n, 4250dtn and 4250dtnsl printers. Additional trays available as optional accessories.

HP LaserJet 4250 printer series

1. Control panel simultaneously displays up to four lines of text and animated graphics
2. 250-sheet output bin
3. 500-sheet stapler/stacker
4. 50-sheet rear output bin provides a straight-through path for specialty papers
5. Up to 80 MB of standard printing memory and a powerful 460 MHz processor
6. HP Jetdirect Fast Ethernet embedded print server
7. Hi-Speed USB 2.0 and IEEE 1284-B parallel ports
8. Adjustable 100-sheet multipurpose tray for special media
9. 500-sheet input tray 2
10. 500-sheet input tray 3
11. Automatic duplexer for two-sided printing increases efficiency



Expand the HP LaserJet 4250 printer series with a wide range of accessories to meet your growing business needs

500-sheet stacker or 500-sheet stapler/stacker pack

Increase your input capacity to 3,100-sheets with two 500-sheet input trays and the 1,500-sheet HCI tray

Printer stand with storage cabinet



75-sheet envelope feeder (Q2438B)



Automatic duplexer for two-sided printing (Q2439B)



1,000-staple cartridge three pack



HP Jetdirect wireless EIO print server (J6058A)



HP high-performance EIO hard disk (J6073A)



Up to 512 MB memory

