

Indian Botanic Garden Library
BOTANICAL SURVEY OF INDIA

CLASS No. *580.12*.....

A-12

BOOK No. *LIN-12*.....

ACC. NO. *13944*.....



HORT. BOT. REG.

S CALCUTTA 1919

A-12
2
1-1

NATURAL SYSTEM OF BOTANY;

A SYSTEMATIC VIEW

OF

THE ORGANISATION, NATURAL AFFINITIES. AND
GEOGRAPHICAL DISTRIBUTION.

OF THE WHOLE

VEGETABLE KINGDOM;

TOGETHER WITH THE USES OF THE MOST IMPORTANT SPECIES IN MEDICINE,
THE ARTS, AND DOMESTIC ECONOMY.

BY JOHN LINDLEY, Ph.D. F.R.S. L.S. G.S.

MEMBER OF THE IMP. ACAD. NAT. CUR. AUSTRIAE, SOCIÉTÉ ROYALE DE MÉDECINE, PHYSIQUE, CHIMIE, AGRICULTURE, ANATOMIE, ET MÉTIÈRE MÉDICALE, DE BRUXELLES; HONORARY MEMBER OF THE DUTCH SOC. OF SCIENCES, ROTTERDAM; HORT. SOC., LYCEUM NAT. HIST. N. YORK; CORRESPOND. M. OF THE BOYAL ACAD. DE SCIENCES, BRUSSELS; & C. & C.

PROFESSOR OF BOTANY IN THE UNIVERSITY OF LONDON,
IN THE ROYAL INSTITUTION OF GREAT BRITAIN, AND TO THE
SOCIETY OF APOTHECARIES.

"Les familles qui composent le règne végétal sont naturellement et généralement avouées. On excepte de ce nombre les familles qui n'appartiennent pas à la fructification et la structure de ces familles commencent à se distinguer par la forme de la fleur. Plus les familles sont nombreuses, plus les familles sont naturelles, et par suite le caractère général est plus chargé. En procédant ainsi, on parvient plus sûrement à l'objet principal de la Science, qui est, non de nommer, mais de découvrir sa nature et son développement." —JUSSIEU.

SECOND EDITION,

WITH NUMEROUS ADDITIONS AND CORRECTIONS, AND A COMPLETE
LIST OF GENERA. WITH THEIR SYNONYMS,


LONDON:

LONGMAN, REES, ORME, BROWN, GREEN, AND LONGMAN,

PATERNOSTER BOW.

M.DCCC.XXXVI.

1436



Ex plantarum partium facie vires nancisci docuimus; sequitur ergo ex his, ut quo¹ alterius effigie similis fuerit, et viribus quoque par, ut altera alterius loco cedat, quas Medici vicarias, vel succedaneas vocant.—Nee solum ex partium similitudine compares virtutes rognosuntur, sed odoris, colcris, fructificandi modi, florescendi, crescendique. BAPTISTS **PORTÆ**, *Phytognomonica*, c. 39. (1588).

Veriim quod alias dixi illud hie repeto et inculco, non sperandam a me Methodum undequaque perfectam et omnibus suis numeris absolutam, quæ et plantas in genera ita distribuat ut universse species comprehendantur, null& adhuc anomalA, et sui generis reliqu&, et unumquodque genus notis suis propriis et characteristicis ita circumscribat, ut nullee inveniantur species incerti, ut ita dicam, laris et ad plura genera revocabilis. Nee enitn id patitur Natura rei. Nam, cum *Natura* (ut dici solet) *nonfaciat salt us*, neque ab extremo ad extremum transeat nisi per medium, inter superiores et<inferiores, rerum ordines nonnullas mediae et ambiguae conditionis producere solet, quæ de utroque participant, et utrosque velut connectant, ut ad utrum pertineant omnino incertum sit. Praeterea eadem alma parens in methodi cujuscunque angustias coerceri repugnat, sed ad libertatem et *âvTovopiav* suam nullis legibus obnoxiam ostentandam in unoquoque rerum ordine nonnullas species creare solet, tanquam exceptiones a regulis generalibus, singulares et anomalas. RAH, *Historic* Plantarum*, vol. 1. *Prof.* (1686).



TO
THE COURT OF EXAMINERS
OF
THE SOCIETY OF APOTHECARIES,
LONDON;

IN ACKNOWLEDGEMENT OF THE WELL-DIRECTED ZEAL
WITH WHICH THEY HAVE USED THEIR POWER

FOR THE ENCOURAGEMENT OF BOTANY IN THE
MEDICAL PROFESSION,

THIS WORK IS RESPECTFULLY DEDICATED BY

THE AUTHOR.

PREFACE

TO THE SECOND EDITION.

THE principles upon which the natural system of Botany is founded are to a great extent self-evident, and require little illustration. That those plants which are most alike should be arranged next each other, and that on the other hand those which have the smallest mutual resemblance should be placed at the greatest distance in the system, is obviously the method of classification pointed out by nature and reason. And accordingly we find that the oldest arrangements, rude and imperfect as they may be, are founded exclusively upon this principle. When our forefathers spoke of "grass, and herbs yielding seed, and fruit trees yielding fruit, of moving creatures that have life in the water, of fowl that fly above the earth, and cattle and creeping thing,^{1*} they employed the same principles of arrangement as are now in use,—rudely sketched, indeed, but not more so than was to be expected from the imperfect knowledge they possessed of science in general. At first no means existed of appreciating the value of minute or hidden organs, the functions or even existence of which were unknown; but objects were collected into groups, characterised by common, external, and obvious signs. From such principles no naturalists except botanists have deviated; no one has thought of first combining under the name of the animal kingdom quadrupeds and birds, insects and fishes, reptiles and mollusca, and then of subdividing them by the aid of a few arbitrary signs, in such a way that a portion of each should be found in every group—quadrupeds among birds and fishes, reptiles amongst insects and mammalia; but each great natural group has been confined within its own proper limits. Botany alone, of all the branches of natural history, has been treated otherwise; and this in modern times.

The first writers who acknowledged any system departed in no degree from what they considered a classification of plants according to their general resemblances. Theophrastus has his water-plants and

parasites, pot-herbs and forest trees, and corn-plants; Dioscorides, aromatics and gum-bearing plants, eatable vegetables and corn-herbs; and the successors, imitators, and copiers of those writers, retained the same kind of arrangement for many ages.

At last, in 1570, a Fleming, of the name of Lobel, improved the vulgar modes of distinction, by taking into account characters of a more definite nature than those which had been employed by his predecessors; and thus laid the foundation of the modern mode of studying vegetation. To this author succeeded many others, who, while they disagreed upon the value to be ascribed to the small number of modifications of structure with which they were acquainted, adhered to the ancient plan of making their classification coincide with natural affinities. Among them the most distinguished were Caesalpinus, an Italian, who published in 1583, the celebrated Tournefort, and especially our countryman, John Ray, who wrote it the end of the seventeenth century. The latter added so much to the knowledge of his predecessors, and had so clear and philosophical a conception of the true principles of classification, as to have left behind him in his *flistoria plantarum* the real foundation of all those modern views which, having been again brought forward, at a more favourable time, by Jussieu, are generally ascribed exclusively to that most learned botanist and his successors. Ray, however, laboured under the great disadvantage of being too far in advance of his contemporaries, who were unable to appreciate the importance of his views or the justness of his opinions; and, who therefore, instead of occupying themselves with the improvement of his system, set themselves to work to discover some artificial method of arrangement, which should be to Botany what the alphabet is to language, a key by which the details of the science might be readily ascertained. With this in view, Rivinus invented, in 1690, a system depending upon the formation of the corolla; Kamel, in 1693, upon the fruit alone; Magnol, in 1710, on the calyx and corolla; and finally, Linnaeus, in 1731, on variations in the sexual organs. The method of the last author has enjoyed a degree of celebrity which has rarely fallen to the lot of human contrivances, chiefly on account of its clearness and simplicity; and in its day it undoubtedly effected its full proportion of good. Its author however, probably intended it as a mere substitute for the Natural System, for which he found the world in his day unprepared, to be relinquished as Annals the principles of the latter could be settled; as, indeed, obvi in his writings, in which he calls the Natural

System primum et ultimum in botanlcis desideratum. He could not have expected that his artificial method should exist when the science had made sufficient progress to enable botanists to revert to the principles of natural arrangement, the temporary abandonment of which had been solely caused by the difficulty of defining its groups. This difficulty no longer exists; means of defining natural assemblages, as certain as those employed for limiting artificial divisions, have been discovered by modern botanists; and the time has arrived when the ingenious expedient of Linnaeus, which could only be justified by the state of Botany when he first entered upon his career, must be finally relinquished. We now know a great deal of the phenomena of vegetable life; by modern improvements in optics, our microscopes are capable of revealing to us the structure and the combinations of the minutest organs; repeated observations have explained the laws under which the external forms of plants are modified; and it is upon these considerations that the Natural System depends.

In the first edition of this work I entered into some explanation of the fallacy of the common opinion that the artificial system of Linnaeus is easy, and the Natural System difficult of application. Within the last five or six years, however, the sentiments of the public have undergone so great a change upon this subject that I no longer find it necessary to go into such details. All, therefore, that I propose to do on this occasion is to offer a few very general remarks upon the Natural System itself.

The principle upon which I understand the Natural System of Botany to be founded is, that the affinities of plants may be determined by a consideration of all the points of resemblance between their various parts, properties, and qualities; that thence an arrangement may be deduced in which those species will be placed next each other which have the greatest degree of relationship; and that consequently the quality or structure of an imperfectly known plant may be determined by those of another which is well known. Hence arises its superiority over arbitrary or artificial systems, such as that of Linnaeus, in which there is no combination of ideas, but which are mere collections of isolated facts, not having any distinct relation to each other.

This is the only intelligible meaning that can be attached to the term, Natural System, of which Nature herself, who creates species only, knows nothing. Our genera, orders, classes, and the like, are mere contrivances to facilitate the arrangement of our ideas with regard

to species. A genus, order, or class, is therefore called natural, not because it exists in Nature, but because it comprehends species naturally resembling each other more than they resemble any thing else.

The advantages of such a system, in applying Botany to useful purposes, are immense, especially to medical men, with whose profession the science has always been identified. A knowledge of the properties of one plant is a guide to the practitioner, which enables him to substitute with confidence some other that is naturally allied to it; and physicians, on foreign stations, may direct their inquiries, not empirically, but upon fixed principles, into the qualities of the medicinal plants which nature has provided in every region for the alleviation of the maladies peculiar to it. To horticulturists it is not less important: the propagation or cultivation of one plant is frequently applicable to all its kindred; the habits of one species in an order will often be those of the rest; many a gardener might have escaped the pain of a poisoned limb, had he been acquainted with Natural affinity; and, finally, the phenomena of grafting, that curious operation, which is one of the grand features of distinction between the animal and vegetable kingdoms, and the success of which is wholly controlled by ties of blood, can only be understood by the student of the Natural System.

As to any difficulties that the student may encounter in the study of Botany upon the principles of the Natural System, it is to be observed in the first place that they are only such as it is always necessary to remove in all branches of human knowledge; and secondly, that they have been very much exaggerated by persons who have written upon the subject without understanding it.

It is said that the primary characters of the classes are not to be ascertained without much laborious research; and that not a step can be taken until this preliminary difficulty is overcome. But it is hardly necessary to say, that in natural history many facts which have been originally discovered by minute and laborious research, are subsequently ascertained to be connected with other facts of a more obvious nature, and of this Botany is perhaps the most striking proof that can be adduced. One of the first questions to be determined by a student of Botany, who wishes to inform himself of the name, affinities, and uses of a plant, appears to be, whether his subject contains spiral vessels or not, because some of the great divisions of the vegetable kingdom are characterised by the presence or absence of these minute organs. It is true, we have learned by careful observation, and multiplied mi-

microscopical analyses, that some plants have spiral vessels, and others have none; but it is not true, that in practice so minute and difficult an inquiry needs to be instituted, because it has also been ascertained that all plants that bear flowers have spiral vessels; and that vegetables which have no flowers are usually destitute of spiral vessels, properly so called; so that the inquiry of the student, instead of being directed in the first instance to an obscure but highly curious microscopical fact, is at once arrested by the two most obvious peculiarities of the vegetable kingdom.

Among flowering plants two great divisions have been formed; the names of which, Monocotyledons and Dicotyledons, are derived from the former having usually but one lobe to the seed, and the latter two, —a structure much more difficult to ascertain than the presence or absence of spiral vessels, and more subject to exceptions. But no botanist would proceed to dissect the seeds of a plant for the purpose of determining to which of these divisions it belonged, except in some special cases. We know that the minute organisation of the seed corresponds with a peculiar structure of the stem, leaves, and flowers, the most highly developed, and most easily examined parts of vegetation; a botanist, therefore, prefers to examine the stem, or the leaf of a plant, to see whether it is a Monocotyledon or a Dicotyledon, and does not find it necessary to anatomise the seed.

The presence or absence of albumen, the structure of the embryo, the position of the seeds or ovules, the nature of the fruit, the modifications of the flowers, are not to be brought forward as other difficult points peculiar to the study of the Natural System, because, whatever system is followed, the student must make himself acquainted with such facts, for the purpose of determining genera. The common Toad-flax cannot be discovered by its characters in any book of botany, without the greater part of this kind of inquiry being gone through.

In the determination of genera, however, facility is entirely on the side of the Natural System. Jussieu has well remarked, "that whatever trouble is experienced in remembering, or applying the characters of natural orders, is more than compensated for by the facility of determining-genera, the characters of which are simple in proportion as those of orders are complicated. The reverse takes place in arbitrary arrangements, where the distinctions of classes and sections are extremely simple and easy to remember, while those of genera are in proportion numerous and complicated."

^ But really all considerations of difficulty ought to be put aside when it is remembered how much more satisfactory are the results to which we are brought by the study of Nature philosophically, than those which can possibly be drawn from the most ingenious empirical mode of investigation. This will be sufficiently apparent from a brief explanation of the distinctions of the classes into which the vegetable kingdom is divided in the following pages.

One of the first things that strikes an enquirer into the structure of plants, is the singular fact, that while all species are capable of propagating their race, the mode in which this important function is accomplished is essentially different in different cases. The great mass of plants produces flowers which are succeeded by fruits, containing seed, which is shed or scattered abroad, and grows into new individuals. But in Ferns, Mosses, Mushrooms, and the like, neither flowers nor seeds, properly so called, can be detected, but propagation is effected by the dispersion of grains or spores which are usually generated in the substance of the plant, and which seem to have little analogy with true seeds. Hence the vegetable world separates into two distinct groups, the FLOWERING and the FLOWERLESS. Upon examining more closely into the respective peculiarities of these two groups, it is found that flowering plants have sexes, while flowerless plants have none; hence the former are also called *SEXUAL*, and the latter *ASEXUAL*. Then again the former usually possess a highly developed system of spiral or other vessels, while the latter are either altogether destitute of them, or have them only in the highest orders, and then in a peculiar state; for this reason flowering plants are also *VASCULAR*, and flowerless plants *CELLULAR*. More than this, all flowering plants, when they form stems, increase by an extension of their ends, and a distension or enlargement of their sides; but flowerless plants appear to form their stems simply by the addition of new matter to their points; for this reason while the former are principally *EXOGENS* or *ENDOGENS*, the latter are called *ACROGENS*. Flowering plants also are for the most part furnished with respiratory organs or stomates, while flowerless plants are to a great extent destitute of them. No one then can doubt that in the vegetable kingdom two most essentially distinct divisions exist, the FLOWERING and the FLOWERLESS, and that these differ not in one circumstance only, but are most essentially unlike in a number of points both of organization and physiology.

In like manner, FLOWERING PLANTS are themselves divisible

into equally well marked groups. Some of them grow by the addition of new woody matter to the outside of their stem beneath their bark; these are **EXOGENS**; others grow by the addition of new woody matter to the inside of their stem near the centre: those are **ENDOGENS**. But Exogens have two or more cotyledons to their embryo, and hence are called *DICOTYLEDONS*, while Endogens have only one cotyledon, and are, therefore, *MONOCOTYLEDONS*. Exogens have the young external wood connected with the centre by medullary processes; Endogens having no occasion for such a provision are destitute of it. In Exogens the leaves have their veins disposed in a netted manner; in Endogens the veins run parallel with each other. The number of parts in the flower of an Exogen is usually five, or its multiples; in an Endogen it is as usually three, or its multiples. In germination the young root of Exogens is a mere extension of the radicle; but of Endogens it is protruded from within the radicle; hence the former have been named *EXORHIZM*, and the latter *ENDORRIZM*. In this case then, as in the last, we have two groups differing entirely from each other in their germination, the structure of their stem and leaves, their mode of growth, the arrangement of the parts of the flower, and in the organization of their embryo. It is impossible, therefore, not to recognize such groups also as natural.

To this separation of the vegetable kingdom into Exogens, Endogens, and Acrogens, or by whatever synonymous names those groups may be known, many Botanists confine themselves. But there are two others, of subordinate importance perhaps, but nevertheless characterized by circumstances of a similar nature, and, therefore, I think to be esteemed of equal dignity with them. In true Exogens and Endogens the fertilizing principle of the pollen is communicated to the young seeds through the medium of a stigma which terminates a case or pericarp in which they are enclosed. But in some plants otherwise Exogens, the fertilizing influence of the pollen is applied immediately to the seeds, without the intervention of any pericarpial apparatus, and they bear the same relation to other Exogens as frogs and similar reptiles to other animals. These plants, therefore, are separated as a distinct class under the name of **GYMNOSPERMS**. Like the other groups of the same grade, these are also found to possess peculiarities of a subordinate nature. For instance, they have in many cases more cotyledons than two, whence they have been called *POLYCOTYLEDONS*, their radicle usually

affheres to the albumen in which their embryo lies, and that circumstance has given rise to the name *SYNORHIZJE*. The veins of their leaves, when they have any veins, are either simple or forked, in which respect they approach Endogens on the one hand, and Acrogens on the other. And finally, their vascular system is very imperfect compared with that of other Exogens of an equal degree of development.

The other group, called RHIZ ANTHS, is far less correctly known, but it seems to stand as it were between Endogens and Acrogens of the lowest grade, agreeing with the latter in the absence, or very imperfect state of the vascular system, in a general resemblance to Fungi, and in the apparent seeds being mere masses of sporules; but apparently according with Endogens in the ternary number of their floral envelopes, and in the presence of fully developed sexes.

Certainly there is no possibility of obtaining such important primary groups as these by any kind of artificial contrivance.

With regard to the groups subordinate to these, their nature will be found sufficiently explained in the body of the work. I would only here observe, that as the number of their characters is necessarily smaller than what are available for the higher classes, the distinctions between them are consequently less strongly marked, and apparently of a more artificial nature. It has, however, been a great object with me to render the groups as perfect as possible, in order, firstly, to simplify the explanation of vegetable affinity; and secondly, to offer what facilities the subject will allow of in analyzing the natural orders. It is here, indeed, that Botanists have most to do; and it is most earnestly to be hoped that those whose leisure and knowledge will allow them to do so, will occupy themselves in defining, or at least, in limiting with all practicable accuracy, those collections of orders which are subordinate to the primary classes. My reasons for rejecting those of the French school have been already briefly explained in the *Nixus plantarum*, and will be the subject of special discussion in another place, where I shall have an opportunity of going into the general question of the principles to be observed in Botanical Classifications further than would be possible on the present occasion. This, therefore, and all similar considerations I abandon for the present, confining myself now to a general explanation of the points to which this edition differs from the last, the bulk of which it very considerably exceeds.

The characters of the orders, &c. have been carefully revised and corrected, partly from my own observations, and partly from the suggestions or descriptions of others.

I have availed myself of the numerous monographs, and other publications that have appeared since 1830, for augmenting the work not only with many additions to the sensible properties of the different natural orders, but also with new, more correct, or more extensive views of their affinities and analogies.

With reference to collecting the orders into alliances and other groups, in the hope of obviating some of the greatest inconveniences of a lineal arrangement, I have endeavoured to develop and illustrate those views which I first attempted to sketch in the *Nixus plantarum*, and subsequently in the *Key to Botany*. Notwithstanding the assistance that I have occasionally derived from the similar attempts of Agardh and Bartling, I feel that this part of the work is exceedingly imperfect, and will require many great changes and improvements before it can be considered at all established. Nevertheless, I feel confident that even in its present state it will be found to be attended with numerous advantages, and that every step which may be taken in determining the limits of natural groups, subordinate to the primary classes, must be a decided gain to the science; for I think there can be among Botanists only one opinion as to the absolute necessity of more attention being paid to the synthetical principles of classification. So rapid is the advance of our knowledge of the vegetable kingdom, and so numerous are the new types of structure that present themselves to the systematic Botanist, that it is to be feared lest another chaos should be brought on by the masses of imperfectly grouped species with which the science will soon abound.

In connection with this subject, I have ventured upon a reformation of the nomenclature of the natural system, by making all the names of divisions of the same value end in the same way. The orders are here distinguished by ending in *acece*, the sub-orders in *ece*, the alliances in *ales*, and the groups in *osce*. To some it may seem that such alterations are fanciful, but I think it will be found that many advantages and conveniences will attend the establishment of uniformity in these matters. I fear, however, that I have in some cases been obliged to offend against the laws of construction in order to carry this into effect; but I trust it will be found that I have done so only in cases of inevitable necessity.

The diagnoses which in the first edition were prefixed to the characters of the orders are here struck out; I have been disappointed in their utility, and I do not see how to improve them enough to render them much better.

The analytical table has been entirely reconstructed, and I trust upon a better principle. One of the great faults of that prefixed to the first edition consisted in no provision being made by it to meet cases of exceptional structure. This has now been attended to.

Finally, I have collected under each natural order all the genera that I find referred to it in books; to these I have added their synonyms; and of the whole a copious index has been prepared. This has been a task of no small difficulty, and certainly could not have been executed with less assistance than I have received through the kindness of my friends and correspondents. When I state that the lists of *Labiates* and *Scrophulariaceae* have been furnished by Mr. Bentham, of *Composites* by Professor De Candolle, of *Algae* by Dr. Greville, of *Amaryllidaceae* by Mr. Herbert, of *Ferns* and *Mosses* by Dr. Hooker, of *Lauracea*, *Acanthaceae*, *Graminaeae*, and *Hepaticae* by Professor Nees v. Esenbeck, and finally, of *Chanuclauceae* by Mr. Schauer, of Breslau, it will at once be seen that some of the greatest impediments in the way of forming a complete list of genera have been removed for me. Nevertheless, I am extremely apprehensive lest this part of my work should be found more defective than I expect; very defective it must necessarily be; and I do hope that Botanists will do me the kindness to point out such errors or omissions as they are acquainted with, so that in a future edition a greater degree of accuracy may be ensured.

As the lists of genera in some cases contain names which now appear for the first time, I have given the characters of such genera in an appendix, referring to them by numbers affixed to the names.

It was my wish to have added to these introductory remarks an abridgment of the characters of the classes, sub-classes, groups, alliances, and orders, so as to bring their resemblances and differences more closely into view. But I find that my matter already exceeds the limits of a work which is chiefly intended as a class book; so that I am constrained to refer the reader to the short characters already given in my *Key to Botany*; and to some general observations upon classification, of which I contemplate the speedy publication.

ARTIFICIAL ANALYSIS

OF

THE ORDERS.

CLASS I.—EXOGENS, OR DICOTYLEDONOUS FLOWERING PLANTS.

*Leaves n't iciliated. Stem with wood, pith, bark, and medullary rays. Flowers
vaualhj with a quinary division. Seeds in a pericarp. Cotyledons 2 or more,
opposite.*

SUB-CLASS I.—POLYPETALOUS.

* PoLyANDRous. *Stamens more titan 20.*

§ *Ovary inferior, or partially so.*

‡ *Leaves furnistied with stipules.*

X *Carp, more or less distinct (at least as to the styles); or solitary POMEJS, p. 14f>.*

‡‡ *Carpels wholly combined into a solid pistil, with more pla-
centa\$ than one*

Placentas central.

Leaves opposite RHIZOPHORACE.-E, p. 40.

Leaves alternate; Flowers irregular LECVTHIDACES, p. 46.

Placentas parietal HOMALIACB*, p. 5

ft *Leaves without stipules.*

X *Carp, mitre or less distinct (<f least as to the styles); or solitary*

Carpels 2, poly sperm ous. nearly superior BACERACZ-S. p. 161.

Carpels numerous, quite inferior ANO&ACE&, p. 18.

XI *Carpets wholly combined into a solid pistil, with more pla-
[centas than one.*

Placentas spread over the surface of the dissepiments XYMPHJBACEJE, p. 10.

Placentas parietal.

Petals definite in number, distinct from calyr LOASACE.K, p. 53.

Petals indefinite in number, confused with the calyx CACTACEJ, p. 53.

Placentas in the axis.

l-eaves marked with little transparent dots MYRTACEA, p. 43.

Leaves dotlesa.

Petals indefinite in number, very numerous FicoiDEJt, p. 56.

Petals definite in number,

narrow and strap-shaped ALAMGIACEJK, p. 3-1.

round and concave PHJI.AOEI.PHACE*, p. 47-

§§ *Ovary wholly superior.*

f *Leaves furnished with stipules.*

iC*Carp, more or less distinct (at Utati s to the style »)»^oi solitary*

Stamens hypogynoua.

Leaves dotted WINTBRACE*, p. 17.

Leaves without transparent dots MAGNOWACE*, p. 16.

- Stamens perigynous.
 - Styles from the apex of the carpels ROSACEJS, p. 143.
 - Styles from the base of the carpels CHRYSOBALANACEJE, p. 158.
 - XX *Carpels wholly combined into a solid pistil, with more placentas than one.*
 - Placentas parietal.
 - Leaves marked with round transparent dots BIXACE^E, p. 72.
 - Leaves marked with round and linear transparent dots
[intermixed SAMYDACEJE, p. 64.]
 - Placentas in the axis.
 - Calyx with an imbricated aestivation.
 - Flowers unisexual EUPHORBIACEA, p. 112.
 - Flowers hermaphrodite.
 - Ovary 1-celled. Sepals 2 PORTULACACE/E, p. 123.
 - Ovary with more cells than one.
 - Calyx double CHLENACEJE, p. 90.
 - Calyx single CISTACE^, p. 91.
 - Calyx with a valvate aestivation.
 - Stamens monadelphous. Anthers 2-celled STERCULIACEJE, p. 95.
 - Stamens monadelphous. Anthers 1-celled MALVACEAE, p. 95.
 - Petals lacerated. Anthers bursting by pores ELJEOCARPACE^, p. 97.
 - Stamens monadelphous. Calyx irregular and enlarged
[in the fruit DIPTERACEJE, p. 98.]
 - Stamens quite distinct TILIACEA, p. 99.
- ft Leaves without stipules.*
- X *Carp, more or less distinct [at least as to the styles]; or solitary*
 - Carpels immersed in a fleshy table-shaped disk NELUMBIACEA, p. 13.
 - Carpels not immersed in a disk.
 - Stamens perigynous ROSACES, p. 143.
 - Stamens hypogynous.
 - Embryo very minute.
 - Seeds with an aril * DILLENIACIJE, p. 20.
 - Seeds without an aril. Albumen fleshy RANUNCULACEA, p. 7.
 - Seeds usually without an aril. Albumen aromatic and
[ruminant ANONACEJE, p. 18.]
 - Embryo nearly as long as seed.
 - Calyx much imbricated.
 - Seeds smooth HYPERICACEA, p. 77.
 - Seeds hairy REAUMURIACE^E, p. 91.
 - Calyx but little imbricated.
 - Carpels several SURIANACE^E, p. 142.
 - Carpel solitary ANACARDIACE^, p. 166.
 - XX *Carpels wholly combined into a solid pistil, with more placentas than one.*
 - Placentas parietal, in distinct lines.
 - Anthers versatile. Juice watery CAPPARIDACE^, p. 61.
 - Anthers innate. Juice milky PAPAVERACEJE, p. 7.
 - Placentas parietal spread over the lining of the fruit FLACOURTIACEJE, p. 70.
 - Placentas spread over the dissepiments NYMPHAACEA, p. 10.
 - Placentas in the axis.
 - Stigma large, broad, and petaloid, SARRACXNNIACEA, p. 34.
 - Stigma simple.
 - Ovary 1-celled, with free central placenta PORTULACACEJE, p. 123.
 - Ovary many-celled.
 - Calyx much imbricated.
 - Leaves compound RHIZOBOLACEA, p. 76.
 - Leaves simple.
 - Petals equal in number to sepals.
 - Seeds few CLUSIACE.*, p. 75.
 - Seeds numerous. Petals flat MARCGRAAVIACEJE, p. 176.
 - Seeds numerous. Petals crumpled CISTACE^, p. 91.
 - Calyx but little, or not at all, imbricated.
 - Stamens perigynous. Calyx tubular LYTHRACEA, p. 100.
 - Stamens hypogynous. Calyx many leaved HUMIRIACE*, p. 104.

** OLIGANDROUS. *Stamens fewer than 20.*§ *Ovary inferior, or partially so.*t *Leaves furnished with stipules.*

Placentas parietal HOMALIACEA, p. 55.
Placentas in the axis.	
Flowers completely unisexual BEGONIACEJE, p. 56.
Flowers hermaphrodite or polygamous.	
Stamens equal to the petals and opposite them RHAMNACEAS, p. 107.
Stamens, if equal to the petals, alternate with them.	
Leaves opposite RHIZOPHORACEJE, p. 40.
Leaves alternate HAMAMELACEJE, p. 48.

ft *Leaves destitute of stipules.*

Placentas parietal.	
Flowers completely unisexual CUCURBITACEA, p. 51.
Flowers hermaphrodite or polygamous GROSSULACEJE, p. 26.
Placentas in the axis.	
Flowers in umbels. Styles 2 APIACEJE, p. 21.
Flowers in umbels. Styles 3 or more ARALIACEJE, p. 25.
Flowers not in umbels.	
Carpel solitary.	
Petals strap-shaped. Stamens distinct ALANGIACEJE, p. 39.
Petals very narrow. Stamens growing on them LORANTHACEJE, p. 49.
Petals oblong. Leaves insipid COMBRETACEJE, p. 38.
Petals oblong. Leaves balsamic ANACARDIACEJE, p. 166.
Carpels divaricating at the apex SAXIFRAGACEA, p. 162.
Carpels parallel, combined.	
Calyx valvate. Petals opposite stamens RHAMNACEJE, p. 107.
Calyx? valvate. Petals alternate with stamens CORNACEJS, p. 49.
Calyx not valvate.	
Stamens doubled downwards. Leaves ribbed MELASTOMACEJE, p. 41.
Stamens doubled downwards. Leaves not ribbed MEMECYLACEJE, p. 40.
Stamens only curved. Anthers short	
Leaves dotted MYRTACEJE, p. 43.
Leaves not dotted.	
Parts of flower 4 ONAGRACEJE, p. 35.
Parts of flower not 4. Seeds many ESCALLONIACEJE, p. 27.
Parts of flower not 4. Seeds few BRUNIACEA, p. 28.

§§ *Ovary wholly superior.*t *Leaves furnished with stipules.*

<i>X Carpels of the ovary distinct or solitary.</i>	
Anthers with recurved valves BERBERACEJE, p. 29.
Anthers with longitudinal valves.	
Style from base of carpel CHRTSOBALANACEJE, p. 158.
Style from apex of carpel. Fruit leguminous LEGUMINOSJE, p. 148.
Style from apex of carpel. Fruit drupaceous or capsular ROSACEJE, p. 143.
<i>XI Carpels of the ovary wholly combined; with more placentas [than one.]</i>	
Placentas parietal.	
Flowers with a ring of appendages PASSIFLORACEJE, p. 67.
Flowers without any ring of appendages.	
Leaves with round and oblong transparent dots SAMYDACEJE, p. 64.
Leaves dotless, circinnate when young DROSERACEJE, p. 66.
Leaves dotless, straight when young. Fruit capsular VIOLACEJE, p. 63.
Leaves dotless, straight when young. Fruit siliquose MORINGACEJE, p. 65.
Placentas in the axis.	
Styles distinct to the base.	
Calyx in a broken whorl, much imbricated.	
Flowers calyculate HUGONIACEJE, p. 89.
Flowers naked ELATINACEJE, p. 88.
Calyx but little imbricated, in a complete whorl.	
Flowers unisexual EUPHORBIACEJE, p. 112.
Flowers hermaphrodite or polygamous.	
Petals minute ILLÉCEBRACEA, p. 127.

- Petals obvious. Stamens hypogynous MALPIGHIACEJE, p. 121.
 Petals obvious. Stamens perigynous. Lvs. opposite CUNONIACEJE, p. 161.
 Petals obvious. Stamens perigynous. Lvs. alternate SAXIFRAGACEJE, p. 162.
 Calyx valvate EJEOCARPACEJE, p. 97.
 Styles more or less combined. Gynobasic.
 Gynobase fleshy OCHNACE&, p. 129.
 Gynobase dry. Leaves regularly opposite ZYGOPHYLLACEfi, p. 133.
 Gynobase dry. Leaves alternate more or less.
 Fruit beaked GERANIACEJS, p. 137.
 Fruit not beaked OxALIDACEfi, p. 140.
 Styles more or less combined. Not gynobasic.
 Calyx much imbricated, in a broken whorl.
 Flowers spurred VOCHYACEJE, p. 87.
 Flowers not spurred, calyculate CHLENACI*, p. 329.
 Flowers not spurred, naked SAPINDACEJE, p. 81.
 Calyx but little imbricated, in a complete whorl.
 Leaves compound. Sepals more than two STAPHYLEACEA, p. 121.
 Leaves simple. Sepals more than two MALPIGHIACEJE, p. 121.
 Leaves simple. Sepals only two PORTULACACEfi, p. 123.
 Calyx valvate or open.
 Stamens opposite with petals if equal to them in number.
 Perigynous RHAMNACEX, p. 107.
 Hypogynous VITACEA:, p. 30.
 Stamens alternate with petals if equal to them in number.
 Anthers opening by pores ELAOCARPACEJS, p. 97.
 Anthers opening by slits. Petals split CHAILLETIACEJE, p. 108.
 Anthers opening by slits. Petals undivided BURSERACEE, p. 110.
- ft Leaves destitute of stipules.*
- X Carpels of the ovary more or less distinct, or solitary.*
- Anthers with recurved valves BERBER ACE E, p. 29.
 Anthers with longitudinal valves.
 Fruit leguminous. Radicle next hilum LEGUMINOSA, p. 148.
 Fruit leguminous. Radicle remote from hilum CONNARACES, p. 157.
 Fruit not leguminous.
 a Carpels each with an hypogynous scale CRASSULACEJE, 163.
 * Carpels each with two hypogynous scales FRANCOACEX, p. 33.
 Carpels without hypogynous scales.
 Albumen very abundant. Embryo minute.
 Herbs. Albumen solid RANUNCULACEJE, p. 5.
 Shrubs. Albumen ruminant ANONACEJE, p. 18.
 Albumen in small quantity or wholly wanting.
 Carpels several all perfect:
 enclosed in the tube of the calyx CALYCANTHACEJE, p. 159.
 naked. Flowers hermaphrodite CORIARIACEJE, p. 141.
 naked. Flowers unisexual MENISPERMACEA, p. 214.
 Carpels solitary, or all but one imperfect.
 Leaves dotted AMYRIDACEJE, p. 165.
 Leaves dotless ANACARDIACEE, p. 166.
- XX Carpels of the ovary combined into a solid pistil.*
- Placentas parietal.
 Stamens tetradynamous BRASSICACEJE, p. 60.
 Stamens not tetradynamous.
 Flowers with a ring or crown of sterile stamens.
 Sexes distinct PAPAYACEJE, p. 69.
 Sexes combined. Placentae lining the fruit FLACOURTIACEJE, p. 70.
 Sexes combined. Placentae in rows. Ovary stalked MALESHERBIACEJE, p. 71.
 Flowers without sterile stamens.
 Hypogynous disk large. Stamens indefinite CAPPARIDACE/E, p. 61.
 Hypogynous disk large. Stamens definite RKSEDAJE, p. 62.
 Hypogynous disk small or wanting.
 Albumen very abundant. Embryo minute PAPAVERACEfi, p. 7.
 Albumen in small quantity, or wholly wanting.
 Calyx 5-leaved TURNERACEJE, p. 71.
 Calyx tubular FRANKENIACEAS, p. 67.
 Placentas covering the dissepiments NYMPHIMACEIB, p. 10.
 Placentas in type *ixia*.

- Styles distinct to the base.
 Calyx in a broken whorl, much imbricated.
 Seeds hairy REAUMURACEJE, p. 91.
 Seeds smooth. Stamens polyadelphous HYPERICACEA, p. 77.
 Seeds smooth. Stamens monadelphous or free
 Calyx but little imbricated, in a complete whorl. LINACEAE, p. 89.
 Carpels each with an hypogynous scale
 Carpels destitute of hypogynous scales. CRASSULACEAE, p. 163.
 Carpels 2, divaricating at the apex SAXIFRAGACEJE, p. 162.
 Carpels not divaricating at apex. Calyx tubular SILENACEAE, p. 124.
 Carpels not divaricating at apex. Calyx many leaved ALIINACEJE, p. 125.
- Styles more or less combined. Gynobasic.
 Stamens arising from scales SMARUBACEJE, p. 129.
 Stamens not arising from scales.
 Styles wholly combined. Flowers hermaphrodite RUTACEJE, p. 130.
 Styles wholly combined. Flowers unisexual XANTHOXYLACEJE, p. 135.
 Styles divided at point. Flowers irregular BALSAMINACEJE, p. 138.
 Styles divided at point. Flowers regular LIMNANTHACEA, p. 142.
- Styles more or less combined. Not gynobasic.
 Calyx much imbricated, in a broken whorl.
 Flowers symmetrical CLUSIACEAE, p. 75.
 Flowers unsymmetrical.
 Fruit indehiscent. Petals without appendages ACERACEJE, p. 81.
 Fruit indehiscent. Petals with appendages SAPINDACEA, p. 81.
 Fruit indehiscent. Flowers papilionaceous POLYGALACEA, p. 84.
 Fruit dehiscent EULACEA, p. 84.
- Calyx but little imbricated, in a complete whorl.
 Carpels 4 or more. Anthers opening by pores ERICACEJE, p. 220.
 Carpels 4 or more. Anthers opening by slits.
 Monadelphous. Seeds wingless MELIACEJE, p. 101.
 Monadelphous. Seeds winged CEDRELACEJE, p. 103.
 Leaves dotted. Fruit succulent AURANTIACEJE, p. 105.
 Stamens perigynous. Disk very large SPONDIACEJE, p. 106.
- Carpels fewer than 4.
 Flowers unisexual EMPETRACEJE, p. 117.
 Flowers hermaphrodite.
 Sepals 2 PORTULACACEAS, p. 123.
 Sepals more than 2.
 Stamens hypogynous.
 Seeds comose TAMARICACEJE, p. 126.
 Seeds naked PITTOSPORACEAE, p. 31.
 Stamens perigynous.
 Ovules ascending CELASTRACEJE, p. 119.
 Ovules suspended BBUNIACEJE, p. 28.
- Calyx valvate or open.
 Anthers opening by pores TREMANDRACEJE, p. 109.
 Anthers opening by slits.
 Stamens if equal in number to petals opposite them RHAMNACEJE, p. 107.
 Stam. if equal in number to pet. alternate with them
 Leaves pinnate BURSERACEJE, p. 110.
 Lvs. simple. Calyx tubular. Stam. hypogynous OLACACEJE, p. 32.
 Lvs. simple. Calyx tubular. Stam. perigynous LYTHKACEJE, p. 100.
 Lvs. simple. Sepals distinct or nearly so NITRARIACEA, p. 110.

SUB-CLASS II. INCOMPLETE, OR APETALOUS.

* ACHLAMYDEOUS. No calyx.
 † Leaves furnished with stipules.

- Ovules very numerous.
 Seeds winged BALSAMACEJE, p. 188.
 Seeds comose SALICACEJS, p. 186.
- Ovules solitary or very few.
 Flowers hermaphrodite,
 Stamens unilateral CHLORANTHACEJE, p. 183
 Stamens whorled SAURTRAC'K/K. p. 184.



Flowers unisexual.

- Carpels solitary Ovule erect MYRICACEJE, p. 179.
 Carpels solitary. Ovule pendulous PLATANACEJE, p. 187.
 Carpels triple EUPHORBIACEJE, p. 112.

ft Leaves destitute of stipules.

- Ovules very numerous PoDOSTEMACEiE, p. 190.
 Ovules solitary or very few. . . .
 Flowers hermaphrodite PIPERACEiE, p. 185.
Flowers unisexual.
 Flowers naked. Carpel single MYRICACEJE, p. 179.
 Flowers naked. Carpels double CALLITRICHACEJE, p. 191.
 Flowers in an involucre. Anther-valves recurved ATHEROSPERMACE&, p. 189.
 Flowers in an involucre. Anther-valves slit MONIMIACEJE, p. 188.

** MONOCHLAMYDEOUS. *A calyx present.*§ *Ovary inferior, or partially so.*f *Leaves furnished with stipules.*

- Flowers hermaphrodite ARISTOLOCHIACEJE, p. 205.
 Flowers unisexual. Fruit in a capsule CORYLACEJS, p. 170.
 Flowers unisexual. Fruit naked BEGONIACEA, p. 56.

tt Leaves destitute of stipules.

- Flowers unisexual, amentaceous.**
 Leaves simple, alternate MYRICACEiE, p. 179.
 Leaves simple, opposite GARRYACEJE, p. 173.
 Leaves compound
Flowers unisexual not amentaceous. JUGLANDACEJE, p. 180.
 Seeds immersed i n pulp
 Seeds dry CUCURBITACEJE, p. 51.
Flowers hermaphrodite or polygamous.
 Leaves with transparent dots DATISCACEJE, p. 182.
 Leaves without dots.
 Ovary 3-6-celled, polyspermous MYRTACEJE, p. 43.
 Ovary 1-celled. Anther-valves recurved ; ARISTOLOCHIACEJE, p. 205.
 Ovary 1-celled. Anther-valves slit. . . . ILLIGERACEJE, p. 202.
 Embryo straight; cotyledons convolute CoMBRETACEJB, p. 38.
 Embryo straight; cotyledons flat ONAGRACE.S, p. 35.
 Albumen none. . . .
 Albumen f l e s h y. . . . SANTALACEA, p. 193.
 Embryo curved; cotyledons flat CHENOPODIACEJE, p. 208.
 Ovary 1-celled. Anther many-celled LORANTHACEiE, p. 49.
 Ovary with more cells than 1, but neither 3 nor 6.
 Embryo straight ONAGRACEJE, p. 35.
 Embryo curved TETRAGONIACEJE, p. 209.

§§ *Ovary superior.*t *Leaves furnished with stipules.*

- Flowers hermaphrodite.**
 Sepals 2 PORTULACACEvE, p. 123.
 Sepals more than 2.
 Carpels more than 1, combined into a solid pistil.
 Stamens hypogynous. Placentas parietal BIXACEJE, p. 72.
 Stamens hypogynous. Placentas in the axis.
 Calyx valvate. Stamens monadelphous STERCULIACEA, p. 92.
 Calyx valvate. Stamens distinct TILIACEJE, p. 99.
 Calyx imbricated. Fruit beaked GERANIACEiE, p. 137.
 Calyx imbricated. Fruit not beaked MALPIGHIACEA, p. 121.
 Stamens perigynous. Placentas parietal PASSIFLORACEA, p. 67.
 Stamens perigynous. Placentas in the axis.
 Leaves opposite. Stamens more than sepals CUNONIACE^E, p. 161.
 Leaves alternate. Stamens alternate with sepals RHAMNACE^, p. 107.
 Leaves alternate. Calyx membranous and ragged
 Carpels solitary, or quite separate. . . . ULMACEiE, p. 178.
 Calyx Dtemhranous (Stamens hypogynous)
 ILLECEBRACEiE, p. 127.

- Calyx firm and herbaceous.
 Styles from the base of carpels **CHRY80BALANACEfi**, p. 158.
 Styles terminal; one to each ovary.
 Fruit leguminous **LEGUMINOSJE**, p. 148.
 Fruit not leguminous **RoSACEfi**, p. 143.
 Styles terminal; three to each ovary.
 Stipules ochreate **POLYGONACKfi**, p. 211.
 Stipules simple **PETIVERIACEA**, p. 212.
- Flowers unisexual.
 Carpels more than 1, combined into a solid pistil.
 Flowers amentaceous. Seeds arillate **SCEPACEA**, p. 171.
 Flowers amentaceous. 3 seeds not arillate **BETULACEE**, p. 171.
 Flowers amentaceous. Seeds numerous. Plac. parietal **LACISTEMACEJE**, p. 183.
 Flowers not amentaceous. **EUPHORBIACEJE**, p. 112.
- Carpels solitary.
 Cells of anthers perpendicular to the filament **STILAGINACEJE**, p. 179.
 Cells of anthers parallel with the filament **URTICACEJE**, p. 175.

tt Leaves destitute of stipules.

- Flowers hermaphrodite.
 Sepals 2 **PORTULACACEJE**, p. 123.
 Sepals more than 2.
 Carpels more than 1, combined into a solid pistil.
 Placentas parietal, in lines **PAPAVERACEJE**, p. 7.
 Placentas parietal, lining the pericarp **FLACOURTIACEfi**, p. 70.
 Placentas in the axis.
 Ovary with a very small number of ovules.
 Calyx short, herbaceous. Gynobasic **RUTACEJE**, p. 130.
 Calyx short, herbaceous, not gynobasic.
 Embryo curved round mealy albumen **PHYTOLACCACEJE**, p. 210.
 Embryo straight **CELASTRACEJE**, p. 119.
 Calyx tubular coloured, **PENACEJE**, p. 203.
 Ovary with numerous ovules.
 Two divaricating carpels **SAXIFRAGACEJS**, p. 162.
 Carpels not divaricating. Stamens hypogynous.
 Leaves opposite. Calyx tubular **SILENACEfi**, p. 124.
 Leaves opposite. Calyx 5-leaved **ALSINACEJE**, p. 125.
 Leaves alternate **PODOSTEMACES**, p. 190.
 Carpels not divaricating. Stamens perigynous.
 Fruit 1-celled **PRIMULACEJE**, p. 223.
 Fruit many-celled **LTTHRACEJE**, p. 100.
- Carpels solitary or quite separate.
 Carpels several. Stamens hypogynous **RANUNCULACEfi**, p. 5.
 Carpels several. Stamens perigynous **CEPHALOTACEA**, p. 14.
 Carpels single.
 Anther-valves recurved. Leafy **LAURACEJE**, p. 200.
 Anther-valves recurved. Leafless **CASSYTHACEJB**, p. 202.
 Anther-valves slit.
 Fruit a legume **LEGUMINOSfi**, p. 148.
 Fruit not a legume.
 Calyx long or tubular, with a hardened base **NYCTAGINACEA**, p. 213.
 Calyx long or tubular, with a hardened tube **SCLERANTHACEfi**, p. 213.
 Calyx long or tubular, no where hardened.
 Stamens in the points of the sepals **PROTEACEJE**, p. 197.
 Stamens not in the points of the sepals.
 Ovules erect **ELfiAGNACEfi**, p. 194.
 Ovules pendulous.
 Fruit 2-valved **AQUILABIACEfi**, p. 196.
 Fruit indehiscent. Calyx calyculate **HERNANDIACE.E**, p. 195.
 Fruit indehiscent. Calyx naked **THYMELACEfi**, p. 194.
- Calyx short, not tubular, or **but** little so.
 Leaves dotted **AMYRIDACEfi**, p. 165.
 Leaves not dotted. Flowers in involucels **POLYGONACEfi**, p. 212.
 Leaves not dotted. Flowers naked.
 Calyx dry and coloured **AMARANTACEfi**, p. 207.
 Calyx herbaceous **CHENOPODIACEfi**, p. 208.

BZ 1/10/1

Flowers unisexual.

Carpels more than one, combined into a solid pistil.

Ovules indefinite in number.

Stamens distinct • HENSLOVIAECEJE, p. 173.
 Stamens columnar • NEPENTHACEJE, p. 204.

Ovules definite in number.

Leaves opposite • TREWIACEJE, p. 174.
 Leaves alternate, dotted • XANTHOXYLACEJE, p. 135.
 Leaves alternate, not dotted • EUPHORBIACEJE, p. 112.

Carpels solitary, or quite separate.

Calyx tubular trifold • MYRISTICACEJE, p. 15.
 Calyx open, carpels several • MENISPERMACEJE, p. 214.
 Calyx open, carpel solitary • CASUARACEJE, p. 181.

SUB-CLASS III. MONOPETAJUE.

* *Ovary superior. Flowers regular.*X *Ovary 3-4-5-lobed.*

Leaves dotted • RUTACKJE, p. 130.
 Leaves dotless. Inflorescence gyrate • BORAGINACEJE, p. 274.
 Leaves dotless. Inflorescence straight.
 Corolla with a plaited aestivation • NOLANACEA, p. 229.
 Corolla with a flat aestivation • STACKHOUSIACEJE, p. 118.

XX *Ovary not lobed.*

Carpels from 4 to 5, or none.

Anthers opening by pores.

Seeds winged. Herbs • PYROLACEA, p. 219.
 Anthers 2-celled. Seeds wingless. Shrubs • ERICACEAE, p. 220.
 Anthers 1-celled. Shrubs • EPACRIDACEJE, p. 222.

Anthers opening by slits.

Stamens equal in number to petals and opposite.

Shrubs • MYRHNACEA, p. 224.
 Herbs • PRIMULACEJE, p. 223.

Stamens not opposite the petals if of the same number.

Seeds indefinite.

Carpels distinct • CRASSULACEJE, p. 163.
 Carpels combined.

Shrubs T • BREXIACEA, p. 218.

Brown parasites •

Seeds definite. MONOTAOPACEJE, p. 219.

Carpels distinct •
 Carpels combined. • ANONACEJE, p. 18.

Ovules erect.

Estivation of corolla imbricate • SAPOTACEJE, p. 225.

Estivation of corolla plicate • CONVOLVULACEJE, p. 281.

Ovules pendulous.

Stamens twice as numerous as petals • EBENACEJE, p. 226.

Stamens same number as petals • AQUIFOLIACEJE, p. 228.

Carpels usually three.

Inflorescence gyrate • HYDROLEACEJE, p. 234.

Inflorescence straight.

Seeds, winged • FOUQUIERACEJE, p. 118.

Seeds wingless.

A n hypogynous disk • PoLEMONIACEJE, p. 232.

No hypogynous disk • DIAPENSIACEJE, p. 233.

Carpels only two.

Diandrous. Corolla valvate • OLEACEJE, p. 307.

Diandrous. Corolla imbricate • JASMINACEJE, p. 308.

Stamens 4 or more. Inflorescence gyrate.

Fruit 1-celled • HYDROPHYLLACEJE, p. 271.

Fruit 2-celled. Style bifid • EHRETIACEJE, p. 273.

Fruit 2-celled. Style dichotomous • CORDIACEJE, p. 272.

Stamens 4 or more. Inflorescence straight.

Flowers symmetrical. Carpels O-

Corolla valvate • CESTRACEJE, p. 296.

Corolla plicate • SOLANACEJE, p. 293.

Flowers symmetrical. Carpels ().			
Anthers grown to stigma	•	•	• ASCLEPIADACEJE, p. 302.
Anthers free from stigma.			
Corolla imbricated	•	•	• GENTIANACEA, p. 296.
Corolla valvate	•	•	• SPIGELIACEJE, p. 298.
Corolla contorted	•	•	• APOCYNACEJE, p. 299.
Flowers symmetrical. Cotyledons plaited.			
Corolla plaited	•	•	• CONVULVULACEJE, 231.
Corolla imbricated	•	•	• CUSCUTACEA, 230.
Flowers unsymmetrical.			
Leaves with stipules	•	•	• LOGANIACEJS, p. 305.
Leaves without stipules	•	•	• POTALIACEJS, p. 306.
Carpel single.			
Stigma with an indusium	•	•	• BRUNONIACEJE, p. 266.
Stigma without an indusium			
Style single.			
Fruit spuriously 2-celled	•	•	• PLANTAGINACEJE, p. 267.
Fruit 1-celled, 1-seeded	•	•	• SALVADORACEJE, p. 269.
Styles 5	•	•	• PIUMBAGINACEJE, p. 269.

**** Ovary superior. Flowers irregular.**

X Ovary 4-lobed			• LABIATIE, p. 175.
XX Ovary undivided.			
Carpel solitary	•	•	• GLOBULARIACEIE, p. 268.
Carpels two.			
Fruit nucamentaceous 4-celled.			
Radicle inferior	•	•	• VERBENACEJE, p. 277.
Radicle superior	•	•	• MYOPORACEJE, p. 279.
Fruit nucamentaceous, 2-celled.'			
Anthers 1-celled	•	•	• SELAGINACEA, p. 279.
Anthers 2-celled*	•	•	•
Fruit capsular or succulent.			• STILBACEIE, p. 280.
Seeds with neither albumen nor hooks.			
Seeds winged	•	•	•
Fruit hard and horny. Seeds wingless	•	•	• BIGNONIACEJE, p. 282.
Placentae four. Seeds wingless	•	•	• PEDALIACEJE, p. 281.
Seeds numerous with albumen, without hooks.			• CYRTANDRACEJE, p. 283.
Ovary partly inferior	•	•	• GESNERACEA, p. 286.
Ovary quite superior, leafy	•	•	• SCROPHULARIACEJE, p. 288.
Ovary quite superior, leafless	•	•	• OROBANCHACEJE, p. 287.
Seeds with albumen and hooked appendages	•	•	• ACANTHACEIE, p. 284.
A free central placenta	•	•	• LENTIBULARI^E, p. 286.

***** Ovary inferior.**

X Carpels solitary.			
Anthers syngencsious	•	•	• COMPOSITE, p. 251.
Anthers free.			
Carpel quite solitary	•	•	• DIPSACEJE, p. 264.
Carpel with two additional abortive ones	•	•	• VALERIANACEA, p. 265.
†† Carpels more than one.			
Anthers syngenesious	•	•	• LOBELIACEIE, p. 235.
Anthers free.			
Stamens only 2	•	•	• COLUMELLIACEIE, p. 239.
Stamens more than 2.			
Anthers opening by pores *	•	•	• VACCINACE-S, p. 221.
Anthers opening by slits.			
Stipules absent. Seeds indefinite. Stigma naked.			
Pentandrous or Tetrandrous	•	•	• CAMPANULACE2E, p. 237.
Polyandrous	•	•	• BELVISIACEJB, p. 239.
Gynandrous	•	•	• STYLIDIACEA, p. 240.
Stip. absent. Sds. indefinite. Stig. with an indusium.			• GoODENIACEIE, p. 241.
Stip. absent. Sds. definite. Stig. with an indusium			• SCJEVOLACEJE, p. 242.
Stipules absent. Seeds definite. Stigma naked.			
Leaves alternate	•	•	• EBENACEJE, p. 226.
Leaves opposite, and whorled. Stem square, rough			• STELLATE, p. 249.
Leaves opposite. Stem round, smooth	•	•	• CAPRIPOLIACEA, p. 247.

Stipules between the leaves.

Albumen abundant	CINCHONACEE, p. 243.
Albumen absent	LYGODYSODEACEAS, p. 247.

CLASS II. GYMNOSPERMS.

Leaves with parallel or forked veins'. Stem with wood, pith, bark, and medullary rays. Floral envelopes absent. Seeds naked. Cotyledons 2 or more, opposite.

Stems without articulations.

Stem conical with numerous buds and branches.

Fruit single TAXACEE, p. 316.

Fruit in cones CONIFERJE, p. 313.

Stem cylindrical unbranched CYCADACEA, p. 312.

Stems articulated.

Flowers complete GNETACEE, p. 311.

Flowers very incomplete EQUISETACEJE, p. 317.

CLASS III. ENDOGENS, OR MONOCOTYLEDONOUS FLOWERING PLANTS.

Leaves with parallel veins. Stem without any distinction of wood, pith, bark, and medullary rays. Flowers usually with a ternary division. Seeds in a pericarp. Cotyledons solitary, or if two, unequal and alternate with each other.

* *Flowers complete (having distinct floral envelopes).*

§ *Ovary inferior.*

t *Flowers gynandrous.*

Ovary 1-celled. Seed-coat loose	ORCHIDACEJE, p. 335.
Ovary 1-celled. Seed-coat tight	VANILLACEJE, p. 341.
Ovary 3-celled	APOSTASIACEJE, p. 342.

ft *Flowers not gynandrous.*

Veins of leaves diverging from the midrib.

Anther 1, with 1 cell MARANTACEE, p. 324.

Anther 1, with 2 cells ZINGIBERACEA, p. 322.

Anthers 5 or 6 MUSACEJE, p. 326.

Veins of leaves parallel with midrib.

Stamens 3.

Anthers turned outwards IRIDACEE, p. 332.

Anthers turned inwards. Fruit winged BJRMANNIACEE, p. 330.

Stamens 6.

Leaves fiat.

Fruit ^-celled. Sepals corolline AMARYLLIDACEA, p. 328.

Fruit 3-celled. Sepals calycine BROMELIACEA, p. 334.

Fruit 1-celled TACCACEJE, p. 331.

Leaves equitant HJEMODORACEJE, p. 330.

Stamens more than 6 HYDROCHARACEE, p. 335.

Veins of leaves reticulated DIOSCOREACEA, p. 359.

§§ *Ovary superior.*

Leaves with parallel veins.

Sepals calycine, or glumaceous.

Carpels separate, more or less.

Placentae spread over the dissepiments BUTOMACEE, p. 355.

Placentae narrow ALISMACEE, p. 355.

- Carpels combined in a solid pistil.
 - Petals quite distinct from the calyx COMMELINACEJB, p. 354.
 - Petals undistinguishable from the calyx JUNCACEJE, p. 356.
- Sepals coralline.
 - Carpels more or less separate.
 - Seeds solitary PALMACEJS, p. 343.
 - Seeds numerous.
 - Anthers turned outwards MELANTHACEJB, p. 347.
 - Anthers turned inwards.
 - Floral envelopes 6 BUTOMACEJB, p. 355.
 - Floral envelopes 2 PHILYDRACEA, p. 357.
- Carpels combined in a solid pistil.
 - Petals rolled inwards after flowering PONTEDERACEME, p. 347.
 - Petals not rolled inwards after flowering.
 - Flowers with external appendages GILLIESIACEJE, p. 348.
 - Flowers without external appendages.
 - Leaves equitant H>EM ODOR ACEM, p. 330.
 - Leaves flat LILIACEJE, p. 351.
- Leaves with netted veins.
 - Fruit 1-celled ROXBURGHIAACKJK, p. 360.
 - Fruit 3-celled SMILACEA:, p. 359.

**** Flower incomplete (having no distinct floral envelopes except leaves).**

§ *Flowers glumaceous.*

- Stems hollow GRAMINACEJE, p. 369.
- Stems solid.
 - Carpel solitary. Seed erect CYPERACEAJ, p. 384.
 - Carpel solitary. Seed pendulous RESTIACEJE, p. 386.
 - Carpels*several, distinct ' DESVAUXIACEAJ, p. 386.
 - Carpels several, combined.
 - Placentae parietal XYRIDACEAJ, p. 38H.
 - Placentae central RESTIACEJE, p. 386.

§§ *Flowers naked; or with a few verticillate leaves.*

t *Flowers on a spadix.*

- Flowers in spires alternately male and female CYCLANTHACE/EJ?. 362.
- Flowers not in spires.
 - Fruit drupaceous PANDANACEA, p. 361.
 - Fruit berried. Leaves in the bud convolute ARACEJE, p. 363.
 - Fruit dry. Leaves in the bud equitant ACORACEJE, p. 365.
 - Fruit dry. Anthers clavate on weak filaments TYPHACEA:, p. 365.

tt *Flowers not on a spadix.*

- Floater. Ovules pendulous NAIADACEA:, p. 366.
- Terrestrial. Ovules erect JUNCAGINACEAJ, p. 367.
- Floater. Ovules erect PISTIACEJE, p. 367.

CLASS IV. RHIZANTHS.

Leaves, if any, scale-like. Stem homogeneous, with scarcely any trace of a vascular system. Flowers with sexes. Seeds having no embryo, but consisting of a homogeneous sporuliferous mass.

- Sepals several. Placentae parietal RAFFLESIACEJE, p. 392.
- Sepals 4. Placentae parietal CYTINACEJE, p. 392.
- Sepals 0. Stamens combined. Placentae central BALANOPHORACEA:, p. 393.
- Sepals 0. Stamens distinct. Placentae ceiftral CYNOMORIAACEA:, p. 394.

CLASS V. ACROGENS, OR ACOTYLEDONOUS, OR CRYPTOGAMIC PLANTS.

Sexes absent. Sporules in lieu of leaves.

§ *With a distinct axis of growth; leafy.*

These seated on the leaves.

- | | | |
|--|-------|-----------------------------|
| Ring of the thecae vertical | . . . | . POLYPODIACEÆ, p. 400. |
| Ring of the thecae transverse | . . . | . GLEICHENIACEÆ, p. 401. |
| Ring wanting. | | |
| Thecae 1-celled, veinless | . . . | . OPHIOGLOSSACEÆ, p. 402 |
| Thecae 1-celled, ribbed | . . . | . OSMUNDACEÆ, p. 402. |
| Thecae as if many-celled | . . . | . DANÆACEJÆ, p. 402. |
| These arising from the stem. | | |
| Thecae enclosed in involucre. | | |
| Involucre of the same form | . . . | . MARSILEACEÆ, p. 404. |
| Involucre of two different forms | . . . | . SALVINIACEÆ, p. 405. |
| Thecae naked. | | |
| Thecae sessile in the axil of leaves or bracts | . . . | . LYCOPODIACEÆ, p. 403. |
| Thecae stalked. | | |
| Thecae valveless, with an operculum | . . . | . BRYACEJÆ, p. 407. |
| Thecae opening into valves, with an operculum | . . . | . ANDRJEACEA, p. 411. |
| Thecae opening into valves, without an operculum | . . . | . JUNGERMANNIACEIB, p. 412. |

§§ *With a distinct axis of growth; leafless.*

CHARACEJÆ, p. 415.

§§§ *With no distinct axis of growth.*

Surface with stomates.

- | | | |
|---|-------|-----------------------------|
| Thecae opening into valves, with an operculum | . . . | . JUNGERMANNIACEJÆ, p. 412, |
| Thecae valveless, without an operculum | . . . | . MARCHANTIACEJB, p. 412. |

Surface without stomates.

- | | | |
|----------------------------|-------|-----------------------|
| Aquatics | . . . | . ALGACEA:, p. 430. |
| Terrestrial or aerial. | | |
| With a thallus | . . . | . LICHENACEA, p. 426. |
| Without an evident thallus | . . . | . PUNRACKAE, p. 411. |

B244

THE 

NATURAL ORDERS OF PLANTS.

CLASS I. EXOGENS ; OR DICOTYLEDONS.

DICOTYLEDONES, *Juss. Gen.* 70. (1789); *DPS. Mem. Inst.* 1. 478. (1796).—EXORHIZEJB and SYNORHIZEJE, *Rich. Anal.* (1808.)—DICOTYLEDONES or EXOGENS, *DC. Theor.*, p. 209. (1813.)—PHANEROCOTYLEDONE, E or SEMINIFERJE, *Agardh. Aph.* 74. (1821).

ESSENTIAL CHARACTER. *Elementary organs* consisting of both cellular and vascular tissue, a portion of the latter being elastic spiral vessels. *Cuticle* with stomates. *Trunk* more or less conical, consisting of three parts, one within the other; viz. bark, wood, and pith, of which the wood is enclosed between the two others; increasing by an annual deposit of new wood and cortical matter between the wood and bark. *Leaves* always articulated with the stem, often opposite, their veins, if present, composed in part at least of spiral vessels, and branching and reticulated. *Flowers*^ if with a distinct calyx, often having a quinary division. *Propagation* effected by the agency of stamens and pistils, which are analogous to the sexes of animals. *Ovules* always enclosed before fertilization in a pericarp, and fertilized by the action of pollen upon a stigma; finally becoming seeds, containing an *embryo* with two or more opposite cotyledons, which often become green and leaf-like after germination; radicle naked, *i. e.* elongating into a root without penetrating any external case.

The plants belonging to this class § constitute by far the most considerable portion of the Vegetable Kingdom; and they may be considered to be in some respects the most highly developed; not that they possess any organs which are not found elsewhere, but because of the much greater diversity of combinations into which their organs enter, and because of the more complicated nature of their woody and venous systems. While Gymnosperms have no vasiform cellular tissue (*See Introduction to Botany, 2d Edit. p. 15*), only a small supply of spiral vessels, and but an imperfectly constructed sexual apparatus, Exogens have an abundance of both these elementary organs, and their parts of reproduction are in the most complete condition. Endogens on the other hand, in which the latter are equally perfect, have their woody system arranged in a confused manner, and not disposed in the symmetrical way which is characteristic of Exogens. • As to Rhizanth, the very imperfect state of their vascular system and reproductive organs places them lower down in the scale of structure than either of the others; while the total absence of sexes, the general want of a vascular system, except in such highly developed orders as the Filical and Lycopodal alliances, the gradual loss in the lowest tribes of even symmetrical form, till at last in the simplest forms of Algacese and Fungacese the very elementary parts are disintegrated, reduce Acrogens to little more than a mere vesicular state of existence, and place the vegetable kingdom not only in contact with the microscopic animalcules of the animal world, but even bring it to the limits of inorganic matter.

Practically their reticulated leaves distinctly articulated with the stem, usually distinguish Exogens from Endogens, from which they are also known by the following points: Exogens have a distinct deposition of pith, wood, and bark; Endogens have all these parts confounded: Exogens, if trees, are conical and branched (as an Oak); Endogens are cylindrical and simple-stemmed (as a Palm). Besides which, the following characters deserve attention: Exogens in germination protrude their radicle at once; while in Endogens it is contained within the substance of the embryo, through which it

ultimately bursts: Exogens have two or more cotyledons: Endogens have but one. In this country the trees and shrubs, and larger herbaceous plants, are nearly all Exogenous; while our native Endogens are chiefly confined to grasses, sedges, orchises, bulbs, and submerged water-plants. To this it may be added, that the flowers of Exogens are usually formed upon a quinary or quaternary type, while those of Endogens are most commonly ternary.

Although the difference between Exogens and the other four classes is in general very precise, yet there are certain points at which the distinctive characters become less obvious than usual; and where, in fact, Exogens seem to be in a state of transition to other parts of the system. For instance, some species of *Ranunculus* are strikingly similar to the genus *Alisma*, both in general appearance and in structure, and thus establish a transition to Endogens; *Nymphaeaceae*? on the one hand, and *Hydrocharaceae* on the other, *Menispermaceae* and *Smilacaceae*, *Aristolochiaceae* and *Araceae*?, are further examples of the same fact; while *Callitrichaceae* or *Ceratophylleae* are instances of a reduced state of organization in Exogens, analogous to that of *Pistiaceae* among Endogens; and all these three, especially the last, connect their several classes more or less obviously with those forms of Acrogens, which like *Marchantiaceae* have their stems and leaves all fused as it were into one homogeneous mass.

It is a point of great difficulty to form any good natural divisions of Exogens which shall at the same time be tolerably well defined, and yet not offer violence to strong natural affinities. The Monopetalous, Apetalous, or Polypetalous structure of the flowers, is what is generally adopted; but it must be confessed that the numerous exceptions which occur to the characters of these divisions, render them sometimes embarrassing to the student. For instance, *Stackhousiaceae*, which are by common consent placed in the vicinity of the Polypetalous *Rhamnaceae*, and *Euphorbiaceae*, are to all appearance Monopetalous; *Glaux*, again, which is Apetalous, is unquestionably a genus of the Monopetalous Primulaceous order; and the cases of Apetalous genera and species belonging to Polypetalous orders are extremely numerous. Yet I doubt whether any better method of division than that of Polypetalae, Apetalae or Incomplete, and Monopetalae, is likely to be devised; and at all events nothing with the slightest claim to adoption has as yet been brought before the public. I therefore adhere to the customary division in the following arrangement, premising only that the various exceptions that have just been mentioned produce in a much greater degree theoretical than practical difficulties, and that the student will do well to dismiss them altogether from his mind until he has become in some degree familiar with his subject.

SUB-CLASS I. POLYPETALAE.

ESSENTIAL CHARACTER.—Floral envelopes consisting of both calyx and corolla; the latter composed of distinct petals.

Whatever reasons there may be for adhering to the characters of the French school for the sub-classes of Exogens, there does not appear to me to be any sufficient motive for following their system in regard to the groups subordinate to the sub-classes. In Polypetalae there are only two, or at the most three, distinguished by the origin of the stamens; which are either hypogynous, perigynous, or epigynous. Now such groups have neither the merit of being well defined, nor of forming natural combinations, nor of breaking up the orders into assemblages of small extent; on the contrary they abound in exceptions, and are practically liable to much uncertainty; they place side by side plants having but slight affinity, as *Papaveraceae* and *Cruciferae*, which correspond in little except the form of the fruit of certain species, they separate orders like

Ranunculaceae and Umbelliferae, or Euphorbiaceae and Rhamnaceae, which are often scarcely distinguishable, and they break up the orders generally so very little, as to afford by no means so much assistance in the analysis of the subclass, as is to be desired.

For these reasons I have ventured to propose an abandonment of the old mode of subdivision, and the adoption of some new principles ; in particular, I have altogether neglected the distinctions between hypogynous and perigynous stamens, considering them practically as the same thing, except in certain special cases, and in fact comprehending them both under the general term hypogynous. The presence or absence too of albumen in seeds, is viewed as a matter of altogether subordinate value, unless when the quantity of albumen is so great as to become apparently a subject of physiological importance. The new characters are derived from the parietal or central mode of placentation, from the syncarpous or apocarpous state of the pistil, and from the nature of the arrangement of the calycine leaves ; all very obvious circumstances, and readily ascertained. The groups they give rise to are the following; which in general are obviously natural, and which, I trust to be able to prove are so in those cases also where the close natural affinity of the orders collected under them is less apparent. I would only beg the reader to dismiss from his mind those prejudices which unfortunately sometimes stick as closely to the skirts of abstract scientific questions, as to other matters whether social or political.

1. *Albuminotae** Embryo very considerably shorter and smaller than the albumen.
2. *Epigynae** Ovary inferior, usually having an epigynous disk.
3. *Parietalae*. Placentation parietal.
4. *Calyciflorae** Calyx incompletely whorled; two of the sepals being exterior.
5. *Syncarpotae** None of the characters of the other groups, and with the carpels compactly united.
6. *Apocarpotae** Carpels not exceeding 5, diverging at the base, arranged in a single row around an elevated axis or gynobase. Stamens usually separate from the calyx.
7. *Apocarpotae** None of the characters of the other groups, but with the carpels distinct; or separable by their faces ; or solitary.

GROUP I. *Albuminotae*

ESSENTIAL CHARACTER.—The albumen very considerably larger than the embryo, and forming the great mass of the seed.

The first and last parts of this group consist of a portion of De Candolle's thalamiflorous cohort of Polypetalous Exogens, the central part is taken from out of his Calyciflorous cohort. The presence of a very considerable quantity of albumen seems to indicate a need, on the part of the embryo of these plants, of some efficient source of nutriment before it is able to extract its food from the soil; a remarkable physiological fact, which is by no means to be confounded with those instances in which a small quantity, a sort of casing, of albumen is left around an embryo, when it appears to be a mere residuum instead of a great vital deposit. The former is to all appearance of little phy-

biological importance, and its once supposed systematic value is daily diminishing; more and more, the latter is apparently of as much systematic as physiological interest.

If we consider what the plants are which are brought together by this circumstance, we shall find that they are obviously in many cases very clearly akin, and that in others they leave the series of orders from which they are extracted far more natural than while they were among them. Moreover, plants are thus brought together which although they have the closest possible relationship cannot be grouped together upon any other known principle. For instance, Umbelliferae are so nearly the same as Ranunculaceae, as will be shewn under the former order, that they are in reality little more than epigynous or hypogynous forms of each other, and yet they are most widely divided by the French school. So again with Vitaceae and Araliaceae, and with Pittosporaceae and Dilleniaceae. These orders, which are mutually connected by so many different characters, are not, so far as I know, capable of being even approximated, except by taking the peculiarity of the albumen into account. It may appear paradoxical enough to place "the Vine in the same category with the Crowfoot, and the Gooseberry with Celery; but it is to be remembered that resemblances or differences, affinities or discrepancies, are not to be measured in science by the standard of popular prejudice, but by the cool investigation of actual structure. It appears most strange to an ordinary observer that the Nettle and the Fig should be associated in the same natural order; but the Botanist is well aware how slender the structural differences between these plants really are, and consequently how extremely close their relationship undoubtedly is. What discrepancies or anomalies are to be found in this albuminous group are certainly not appreciable by any but a Botanist. They chiefly attach to the genus *Dionaea* and to Francoaceae, whose relationship to the orders with which they are associated is less evident than could be wished. But in addition to what is stated under those plants in the proper place, it is to be remembered that the group is by no means complete, and that there is nothing very violent in the supposition that the links which may be wanted to connect the plants in question with their neighbours still remain to be discovered.

It may be urged that if the presence of a very large quantity of albumen is really so important a physiological circumstance as it is here represented to be, I ought, to be consistent, to have added to the albuminous group those orders of Incomplete and Monopetalae in which albumen is equally abundant. I am by no means disposed to deny the justice of such an observation: on the contrary, it is unquestionable that Cinchonaceae, Stellate, Caprifoliaceae, Menispermaceae, and Fiperales, to which the observation would principally apply, would be better associated with Albuminosae than with the groups in which they at present stand. But I confess myself for the present unprepared to work out the principle to its full extent, and I hope that it is no objection to the arrangement I am proposing, that whatever merit it may possess it is capable of being rendered better.

ALLIANCE I. *RANALES*.

ESSENTIAL CHARACTER.—Herbaceous, rarely woody, plants, either with the carpels more or less distinct; or if that is not the case, with parietal placentae.

This alliance may be considered to be in some respects little more than an herbaceous form of Anonales, from which it is almost impossible to separate it by any very positive character.

ORDER I. RANUNCULACEÆ. THE CROW-FOOT TRIBE!"

RANUNCULI, *Juss. Gen.* (1789.)—RANUNCULACKJB, *DC. Syst.* 1. 127. (1818); *Prodr.* 1.2. (1824); *Lindl. Synops.* p. 7. (1829); *Bartling. Ord.* 253. (1830).

ESSENTIAL CHARACTER.—*Sepals* 3-6, hypogynous, deciduous, generally imbricate in aestivation, occasionally valvate or duplicate. *Petals* 3-15, hypogynous, in one or more rows, distinct, sometimes deformed. *Stamens* definite or indefinite in number, hypogynous; *anthers* acnate. *Carpels* numerous, seated on a torus, 1-celled or united into a single many-celled pistil; *ovary* one or more seeded, the *ovules* adhering to the inner edge; *style* one to each ovary, short, simple. *Fruit* either consisting of dry akenia, or baccate with one or more seeds, or follicular with one or two valves. *Seeds* albuminous; when solitary, either erect or pendulous. *Embryo* minute. *Albumen* corneous.—*Herbs*, or very rarely *shrubs*. *Leaves* alternate or opposite, generally much divided, with the petiole dilated and forming a sheath half clasping the stem. *Stipules* occasionally present. *Hairs*, if any, simple. *Inflorescence* variable.

ANOMALIES.—In *Garidella* and *Nigella*, the carpels cohere more or less. In *Thalictrum*, some species of *Clematis*, and some other genera, there are no petals. *Paeonia* has a persistent calyx. Some species of *Casalea* have a definite number of stamens.

AFFINITIES. This order has a strong affinity with some others which are widely apart from each other. Its most immediate resemblance is with Dilleniaceæ, Magnoliaceæ, and their allies, to which it approaches in the position, number, and structure of its parts of fructification generally, differing however in an abundance of particulars; as from Dilleniaceæ, in the want of aril, deciduous calyx, and whole habit; from Magnoliaceæ, in the want of stipules, and sensible qualities; from Papaveraceæ and Nymphaeaceæ, in the distinct, not concrete, carpels; watery, not milky, fluids; acrid, not narcotic, properties. More distant analogy may be traced with Rosaces, with which Ranunculaceæ agree in their numerous carpels, the number of their floral divisions and indefinite stamens; but differ in those stamens being hypogynous instead of perigynous, in the presence of large albumen surrounding a minute embryo, want of stipules and acrid properties. With Umbelliferae they accord in the last particular, and also in their sheathing leaves, habit, and abundance of albumen, with a minute embryo; but those plants differ in their calyx being concrete with the ovary, and in their stamens being invariably definite. Another analogy has been indicated by botanists between this order and Alismaceæ, with which it agrees in its numerous carpels, in habit, and sometimes in the ternary structure of the flowers; but that order is monocotyledonous. Many of the genera are destitute of petals, but in such cases the calyx is so highly developed, that it evidently performs the combined functions of itself and the corolla. A great peculiarity of Ranunculaceæ consists in the strong tendency exhibited by many of the genera to produce their sepals, petals, and stamens, in a state different from that of other plants; as, for example, in *Delphinium*, *Aquilegia*, and *Aconitum*, in which the petals are furnished with a spur, and in *Ranunculus* itself, which has a nectariferous gland at the base of the petals. An instance is described of the polypetalous regular corolla of *Clematis viticella* being changed into a monopetalous irregular one, like that of Labiatae. *Nov. Act. Acad. N. C.* 14. p. 642. t. 37.

The Clematideous section is remarkable for its apetalous flowers and opposite leaves. In these plants, however, the calyx is developed as much as a corolla usually is.

GEOGRAPHY. The largest proportion of this order is found in Europe, which contains more than 1-5th of the whole; North America possesses about 1-7th, India 1-25th, South America 1-17th; very few are found in Africa, except upon the shores of the Mediterranean: eighteen species have, accord-

ing>to De Candolle, been discovered in New Holland. They characterise a cold damp climate, and are, when met with in the Tropics, found inhabiting the sides and summits of lofty mountains: in the lowland of hot countries they are almost unknown.

PROPERTIES. Acridity, causticity, and poison, are the general characters of this suspicious order, which, however, contains species in which those qualities are so little developed as to be innoxious. The caustic principle is, according to Krapfen, as cited by De Candolle, of a very singular nature; it is so volatile that, in most cases, simple drying, infusion in water, or boiling, are sufficient to dissipate it: it is neither acid nor alkaline: it is increased by acids, sugar, honey, wine, spirit, &c. and is only effectually destroyed by water and vegetable acids. The leaves of *Knowltonia vesicatoria* are used as vesicatories in Southern Africa. *Ranunculus glacialis* is a powerful sudorific; *Aconitum Napellus* and *Cammarum* are diuretic. The *Hepatica*, *Actsea racemosa*, and *Delphinium consolida*, are regarded as simple astringents. DC. The roots of several *Hellebores* are drastic purgatives; those of the perennial *Adonises* are, according to Pallas, emmenagogues; and those of several *Aconitums*, especially *Napellus* and *Cammarum*, are acrid in a high degree. *Ibid.* The root of the *Aconitum* of India, one of the substances called *Bikh*, or *Bish*, is a most virulent poison. *Trans. Med. and Phil. Soc. Calc.* 2. 407. According to Hamilton, the *Bishma*, or *Bikhma*, is a strong bitter, very powerful in the cure of fevers: the *Bish*, *Bikh*, or *Kodoya Bikh*, has a root possessing poisonous properties of the most dreadful kind, whether taken into the stomach, or applied to wounds: the *Nir Bishi*, or *Nirbikhi*, has no* deleterious properties, but is used in medicine. *Brewster*, 1. 250. For some important information on this *Bikh*, *Vish*, *Visha*, or *Ativisha*, which Wallich considers his *Aconitum ferox*, see *Plant. As. Rar.* vol. 1. p. 33. tab. 41., and especially *Royle's Illustrations*, 40. The root of *Pseony* is acrid and bitter, but is said to possess antispasmodic properties. *Ranunculus flammula* and *sceleratus* are powerful epispastics, and are used as such in the Hebrides, producing a blister in about an hour and a half. Their action is, however, too violent, and the blisters are difficult to heal, being apt to pass into irritable ulcers. *Ed:Ph. Jm* 6."Tdb. Beggars use them for the purpose of forming artificial ulcers, and also the leaves of *Clematis recta* and *flammula*. The root of *Ranunculus Thora* is reported to be extremely acrid and poisonous, its juice having been formerly used by the Swiss hunters of wild beasts to envenom their darts, whose wound by that means became speedily fatal and incurable. *Smith in Rees*. From the seeds of *Delphinium staphysagria*, the chemical principle called *Delphine* was procured by Lassaigne and Fenuelle; it exists in union with oxalic acid. *JZd. Ph. J.* 3. 305. The root of *Hydrastis canadensis* has a strong and somewhat narcotic smell, and is exceedingly bitter; it is used in North America as a tonic, under the name of *Yellow root*. *Barton*, 2. 21. The root of *Coptis trifolia*, or *Gold-thread*, is a pure and powerful bitter, devoid of any thing like astringency; it is a popular remedy in the United States for aphthous affections of the mouth in children. *Ibid.* 2. 100. The wood and bark of *Xanthorhiza apiifolia* are a very pure tonic bitter. The shrub contains both a gum and resin, each of which is intensely bitter. *Ibid.* 2. 205. The seeds of *Nigella sativa* were formerly employed instead of pepper; those of *Delphinium Staphisagria* are vermifugal and caustic; those of *Aquilegia* are simply tonic. DC.

GENERA.

§ 1* CLEMATIDEA, DC. *Naravelia*, DC.

Clematis, L.

Atragcne, L.

§ 2. ANEMONE, DC.

Thalictrum, L.

Tetractis.

Anemone, L.

Pulsatilla, Bauh.'

Hepatica, Dill.

Hydrastis, L.

IVarneria, Mill.

Knowltonia, Salisb.	<i>Hecatonia</i> , Lour.	Chrysocoptis, Nutt.	Delphinium, L.
<i>Anamenia</i> , Vent.	Ficaria, Dill.	Pterophyllum, Nutt.	Aeonitum, L. "
Adonis, L.	Callianthemum, Mey.	Coptis, Salisb.	§ 5. PJEONIE/B, DC.
Hamadryas, Comm.	§ 4. HELLEBORES, DC.	<i>Chrysa</i> , Rafin.	Actaea, L.
§ 3. RANUNCULEJE, DC.	Platystemon, Benth.	Isopyrum, L.	Botrophis, Raf.
Myosurus, L.	Caltha, L.	<i>Olfa</i> , Adans.	<i>Macrotis</i> , Raf.
Casalea, A. St. H.	Trollius, L.	Enemion, Rafin.	Actinospora, Turcz.
Aphanostemma, ASH.	<i>Gaissenia</i> , Rafin.	Garidella, L.	Trautvetteria, F. & M.
Ranunculus, L.	Eranthis, Salisb.	Nigella, L.	Cimicifuga, L.
<i>Cmttocephalus</i> , M.	<i>Koellea</i> , Bir.	<i>Nigellastrum</i> , Mnch.	Xanthorrhiza, Marsh.
<i>Batrachium</i> , Presl.	<i>Robertia</i> , Merat.	Aquilegia, L.	Paeonia, L.
<i>Krapjia</i> , DC.	Hellebrus, L.		

From these is by some distinguished the following

SUB-ORDER. **PODOPHYLLEIÆ.** THE MAY APPLE TRIBE.

PODOPHYLLACEJE, § Podophylleae, *DC. Syst.* 2: 32. (1621); *Prodr.* 1. 111. (1824); *Von Martius H. Reg. Monac.* (1829); *a sect. of Papaveraceae.*—PODOPHYLLEJE, *Mart. Conspect.* No. 171. (1835).

ESSENTIAL CHARACTER.—*Sepals* 3 or 4, deciduous or persistent. *Petals* in two or three rows, each of which is equal in number to the sepals. *Stamens* hypogynous, 12-18, arranged in two, three, or more rows; *filaments* filiform; *anthers* linear or oval, terminal, turned inwards, bursting by a double longitudinal line. *Torus* not enlarged. *Ovary* solitary; *stigma* thick, nearly sessile, somewhat peltate. *Fruit* succulent or capsular, 1-celled. *Seeds* indefinite, attached to a lateral placenta, sometimes having an aril; *embryo* small, at the base of fleshy albumen.—*Herbaceous* plants. *Leaves* broad, lobed. *Flowers* radical, solitary, white.

These seem to differ in no solid character from Ranunculaceae, and are perhaps best considered a transition group to Papaveraceae with which Von Martius formerly associated them. They are nearly allied to the herbaceous genera of Berberaceae, from which they scarcely differ, except in the dehiscence of their anthers. From Papaveraceae they are known by their watery, not milky juice, by their solitary unilateral placentae, and by their fleshy, not oily, albumen.

GEOGRAPHY. All inhabitants of the marshes of North America.

PROPERTIES. The root of the May Apple, *Podophyllum peltatum*, is one of the most safe and active cathartics that is known. *Barton*, 2. 14. *Jeffersonia* is also purgative. *DC.* These properties appear to be in both cases owing to the presence of irritating qualities like those of Ranunculaceae proper, only in a milder form.

GENERA.

Podophyllum, L. *Jeffersonia*, Bart.

ORDER II. **PAPAVERACEIÆ.** THE POPPY TRIBE.

PAPAVERACEJE, *JUSS. Gen.* 236. (1789) *in part*; *DC. Syst.* 2. 67. (1818); *Prodr.* 1. 117. (1824); *Lindl. Synops.* 16. (1829); *Bernhardi in Linnæa.* 8. 401. (1833).

ESSENTIAL CHARACTER.—*Sepals* 2, deciduous. *Petals* hypogynous, either 4, or some multiple of that number, placed in a cruciate manner. *Stamens* hypogynous, either 8, or some multiple of 4, generally very numerous, often in 4 parcels, one of which adheres to the base of each petal; *anthers* 2-celled, innate. *Ovary* solitary; *style* short, or none; *stigmas* alternate with the placentae, 2 or many; in the latter case stellate upon the flat apex of the ovary. *Fruit* 1-celled, either pod-shaped, with 2 parietal placentae, or capsular, with several placentae. *Seeds* numerous; *albumen* between fleshy and oily; *embryo* minute, straight, at the base of the albumen, with plano-convex cotyledons.—*Herbaceous* plants or *shrubs*, with a

milky, juice. *Leaves* alternate, more or less divided. *Peduncles* long, 1-flowered; *flowers* neverf bime.

ANOMALIES.—Bocconia has no petals, and a monospermous capsule. Macleaya has 3 or even 4 cotyledons {Bernh.) Eschscholtzia has perigynous stamens.

AFFINITIES. The siliquose-fruited genera, such as Glaucium and Eschscholtzia, have been supposed to indicate the near affinity of this order to Cruciferae ; but the totally different structure of their seeds is such as to neutralize what little affinity may be indicated by the form of the fruit. Through Papaver the order approaches Nymphaeaceae, and through Sanguinaria Podophyllese, from all which it is distinguished with facility. To Cistaceae an unexpected relationship has been established by the discovery of Dendromecon. The greatest affinity is, however, with Ranunculaceae, from which it is sometimes extremely difficult to know this order, without ascertaining that the juice is milky and narcotic. Platystemon is the connecting link between the two orders. Bernhardt indeed denies that true Papaveraceae are universally lactescent plants, and he quotes Hunnemanna, Eschscholtzia, and Glaucium, as instances to the contrary; but in reality they are all furnished with milk, as every gardener well knows. The anomalies in the order are of little importance, with the exception of Eschscholtzia, which has its stamens arising from the throat of a flatly campanulate calyx, instead of being hypogynous. A comparison of the structure of Papaveraceae and Cruciferae, by Mirbel, is to be found in the *Ann. des Sc.* 6. 266.

GEOGRAPHY. Europe, in all directions, is the principal seat of Papaveraceae, almost two-thirds of the whole order being found in it. Two species only are, according to De Candolle, peculiar to Siberia, three to China and Japan, one to the Cape of Good Hope, one to New Holland, and six to Tropical America. Several are found in North America, beyond the tropic ; and it is probable that the order will yet receive many additions from that region. Most of them are annuals. The perennials are chiefly natives of mountainous tracts.

PROPERTIES. Every one knows what narcotic properties are possessed by the poppy, and this character prevails generally in the order. The seed is universally oily, and generally in no degree narcotic. The oil obtained from the seeds of Papaver somniferum is found to be perfectly wholesome, and is, in fact, consumed on the continent in considerable quantity. It is also employed extensively for adulterating olive oil. Its use was at one time prohibited in France by decrees issued in compliance with popular clamour ; but it is now openly sold, the government and people having both grown wiser. See *Ed. P. J.* 2. 17. Meconopsis napalensis, a Nipal Plant, is described as being extremely poisonous, especially its roots. *Don. Prodr.* 98. The Sanguinaria canadensis, or Puccoon, is emetic and purgative in large doses, and in smaller quantities is stimulant, diaphoretic, and expectorant. *Barton,* 1 37. The seeds of Argemone Mexicana are however said to be narcotic, especially if smoked with tobacco. *Gardener's Mag.* 6. 315. They are used in the West Indies as a substitute for ipecacuanha; and the juice is considered by the native doctors of India as a valuable remedy in ophthalmia, dropt into the eye and over the tarsus; also as a good application to chancres. It is purgative and deobstruent. *A ins lie,* 2. 43. The Brazilians administer the juice of this plant, their Cardo santo, to persons or animals bitten by serpents, but, it would appear, without much success. *Prince Max. Trav.* 214. The narcotic principle of opium is an alkaline substance, called Morphia. The same drug contains a peculiar acid, called the Meconic; and a vegetable alkali, named Narcotinc, to which the unpleasant stimulating properties are attributed by Magendic, *Turner,* G47.

GENERA.

Papaver, L.	Sanguinaria, L.	Glaucium, Tourn.	Hunnemannia, Sweet:
Argemone, L.	Bocconia, L.	Chelidonium, L.	Dendromecon, Benth.
Meconopsis, DC.	Macleaya, R. Br.*	Eschscholtzia, Cham.	Platystigma, Benth.
<i>Stylophorum</i> , Nutt. <i>Raemeria</i> , Medic."			

It is usual to distinguish the following as a special natural order, on account of the irregularity of the flowers, the diadelphous stamens, and watery sap. But Auguste de St. Hilaire, and MoquinTandon (*Ann. Sc.* 20. 324), have long since recommended the combination of Fumariaceae and Papaveraceae on account of the genus *Hypecoum*, and more recently Dernhardi has followed those botanists in a special memoir upon this subject (*Linnaea*, 8. 401).

SUB-ORDER. FUMARIEAE. THE FUMITORY TRIBE.

FUMARIACEAE, DC. *Syst.* 2.105. (1821); *Prodr.* 1. 125 (1824); *Lindl. Synops.* 18 (1829); *Martius Conspectus.* No. 205. (1835).

ESSENTIAL CHARACTER.—*Sepals* 2, deciduous. *Petals* 4, cruciate, parallel; the 2 outer, either one or both, saccate at the base; the 2 inner callous and coloured at the apex, where they cohere and enclose the anthers and stigma. *Stamens* 6, in 2 parcels, opposite the outer petals, very seldom all separate; *anthers* membranous, the outer of each parcel 1-celled, the middle one 2-celled. *Ovary* superior, 1 celled; *ovules* horizontal; *style* filiform; *stigma* with two or more points. *Fruit* various; either an indehiscent 1 or 2-seeded nut, or a 2-valved or succulent indehiscent polyspermous pod. *Seeds* horizontal, shining, crested. *Albumen* fleshy. *Embryo* minute, out of the axis; in the indehiscent fruit straight; in those which dehisce somewhat arcuate.—*Herbaceous plants*, with brittle stems and a watery juice. *Leaves* usually alternate, multifid, often with tendrils. *Flowers* purple, white, or yellow.

AFFINITIES. The following¹ are De Candolle's remarks upon this subject (*Syst.* 2. 106.) : " Fumariaceae are very near Papaveraceae, on account of their two-leaved deciduous calyx, of the structure of the fruit of such species as dehisce, and of their fleshy albumen; but they differ, firstly, in their juice being watery, instead of milky; secondly, in their petals being usually irregular and in cohesion with each other; thirdly, in their diadelphous stamens, which bear indifferently 1- and 2-celled anthers." I am, however, inclined to suspect, that the floral envelopes of Fumarieae are not rightly described. I am by no means sure that it would not be more consonant to analogy to consider the parts of their flower divided upon a binary plan; thus understanding the outer series of the supposed petals as calyx, and the inner only as petals; while the parts now called sepals are perhaps more analogous to bracts; an idea which their arrangement, and the constant tendency of the outer series to become saccate at the base, which is not uncommon in the calyx of Cruciferae, but never happens, as far as I know, in their petals, would seem to confirm. Of this, some further evidence may be found in the stamens. Those organs are combined in two parcels, one of which is opposite each of the divisions of the outer series, and consists of one perfect 2-celled anther in the middle and two lateral 1-celled ones: now, supposing the lateral* 1-celled anthers of each parcel to belong to a common stamen, the filament of which is split by the separation of the two parcels, an hypothesis to which I do not think any objection can be entertained, we shall find that the number of stamens of Fumarieae is 4, one of which is before each of the divisions of the flower; an arrangement which is precisely what we should expect to find in a normal flower consisting of 2 sepals and 2 petals, and the reverse of what ought to occur if the divisions of the flower were really all petals, as has been hitherto believed.

The economy of the sexual organs of Fumariaceae is remarkable. The sta-

menş are in two parcels, the anthers of which are a little higher than the stigma; the two middle ones of these anthers are turned outwards, and do not appear to be capable of communicating their pollen to the stigma; the four lateral ones are also naturally turned outwards, but by a twist of their filament their face is presented to the stigma. They are all held firmly together by the cohesion of the tips of the flower, which, never unclosing, offer no apparent means of the pollen being disturbed, so as to shed upon the stigmatic surface. To remedy this inconvenience, the stigma is furnished with two blunt horns, one of which is inserted between and under the cells of the anthers of each parcel, so that without any alteration of position on the part of either organ, the mere contraction of the valves of the anthers is sufficient to shed the pollen upon that spot where it is required to perform the office of fecundation. The arguments of Bernhardt for the combination of Papaveraceae and Fumarieae are remarkably unsatisfactory, and certainly have produced no impression upon my mind. But the seeds, and very often the fruit, of these plants are so much the same, and the genus *Hypecoum*, is so exactly intermediate between the two, that I think it is more advisable on the whole to consider Fumarieae a reduced and irregular form of Papaveraceae than a distinct natural order. If, however, it should be thought better to retain them separate, it will be requisite that the characters of Fumarieae should be so far enlarged as to comprehend *Hypecoum*.

Fumarieae offer every gradation, from monospermous to polyspermous fruit, and between indehiscence, as in *Fumaria* itself, and dehiscence, as in *Corydalis*.

GEOGRAPHY. Their principal range is in the temperate latitudes of the northern hemisphere, where they inhabit thickets and waste places. Two are found at the Cape of Good Hope.

PROPERTIES. The character of Fumarieae is, to be scentless, a little bitter, in no degree milky, and to act as diaphoretics and aperients. *D C.* The root of *Fumaria cava* and *Corydalis tuberosa* has been found to contain a peculiar alkali called Corydalin. *Turner*, 653.

GENERA.

<i>Hypecoum</i> , L.	<i>Cucullarin</i> , Rafin.	<i>Phacocapnos</i> , Bnh.	<i>Eucapnos</i> , Bernh.
<i>Chiazospermum</i> , Brnh.	<i>Adlumia</i> , Rafin.	<i>Sarcocapnos</i> , DC.	<i>Bulbocapnos</i> , Bernh.
<i>Dielytra</i> , Borkh.	<i>Cysticapnos</i> , Boerh.	<i>Discocapnos</i> , Cham.	<i>Dactylicapnos</i> , Wall.
<i>Düentra</i> , Borkh.	<i>Corydalis</i> , Vent.	<i>Fumaria</i> , L.	<i>Macrocapnos</i> , Royle(1)
<i>Capnorchis</i> , Borkh.	<i>Neckeria</i> , Scop.	<i>Platycapnos</i> , Bernh.	

ORDER III. NYMPHJEACEJE. THE WATER LILY TRIBE.

NYMPHJEACEJE, *Salisbury*, *Ann. Bot.* 2. p. 69. (1805); *DC. Propr. Med. ed.* 2. p. 119. (1816); *Syst.* 2. 39. (1821); *Prodr.* I. 113. (1824); *Lindl. Synops.* 15. (1829).

ESSENTIAL CHARACTER.—*Sepals* and *petals* numerous, imbricated, passing gradually into each other, the former persistent, the latter inserted upon the disk which surrounds the pistil. *Stamens* numerous, inserted above the petals into the disk, sometimes forming, with the combined petals, a superior monopetalous corolla; *filaments* petaloid; *anthers* adnate, bursting inwards by a double longitudinal cleft. *Disk* large, fleshy, surrounding the ovary more or less. *Ovary* polyspermous, many-celled, with the stigmas radiating from a common centre upon a sort of flat urceolate cap. *Fruit* many celled, indehiscent. *Seeds* very numerous, attached to spongy dissepiments, and enveloped in a gelatinous aril. *Albumen* farinaceous. *Embryo* small, on the outside of the base of the albumen, enclosed in a membranous bag; *cotyledons* foliaceous.—*Herbs*, with peltate or cordate fleshy leaves, arising from a prostrate trunk, growing in quiet waters.

AFFINITIES. There exists a great diversity of opinion among botanists

H

as to the real structure of this order, and, consequently, as to its affinities. This has arisen chiefly from the anomalous nature of the embryo, which is not naked, as in most plants, but enclosed in a membranous sac or bag. By some, among whom was the late L. C. Richard, this sac or bag was considered a cotyledon, analogous to that of grasses, and enveloping the plumule; and hence the order was referred to Endogens, or Monocotyledons, and placed in the vicinity of Hydrocharaceae. By others, at the head of whom are Messrs. Mirbel and De Candolle, the sac is considered a membrane of a peculiar kind; and what Richard and his followers denominate plumule, is for them a 2-lobed embryo, wherefore they place the order in Exogens, or Dicotyledons. I do not think it worth citing all the arguments that have been adduced on each side the question, as botanists seem now to be generally agreed upon referring Nymphaeaceae to Dicotyledons. I observe moreover that Von Martius who once adhered to the opinion that Nymphaeaceae are monocotyledonous, and nearly related to Hydrocharaceae, (see *Hortus Regius Monacensis*, p. 25.) now places the order in its true position near Ranunculaceae (see *Conspectus* No. 188.) Those who are curious to investigate the subject are referred to De Candolle's Memoir, in the first volume of the Transactions of the Physical and Natural History Society of Geneva. In this place it will be sufficient to advert briefly to the proof that is supposed to exist of Nymphaeaceae being Dicotyledons. In the first place, the structure of the stem is essentially that of Exogens, according to Mirbel's examination of the anatomy of *Nuphar luteum*, in the *Annales du Museum*, vol. 16, p. 20; and of *Nelumbium*, the close affinity of which with Nymphaeaceae no one can possibly doubt, in the same work, vol. 13, t. 34. In both these plants the bundles of fibres are described as being placed in concentric circles, the youngest of which are outermost; but they all lie among a great quantity of cellular tissue: between each of these circles is interposed a number of air-cells, just as is found in *Myriophyllum* and *Hippuris*, both undoubted Dicotyledons in the opinion of every body except Link, who refers the latter to Endogens (see *Gewächsk.* 6, p. 288). Secondly, the leaves are those of Dicotyledons, and so is their convolute vernation, which is not known in Monocotyledons, and their insertion and distinct articulation with the stem. Thirdly, the flowers of Nymphaeaceae have so great an analogy generally with Dicotyledons, and particularly with those of Magnoliaceae, and their fruit with Papaveraceae, that is difficult to doubt their belonging to the same group. Fourthly, the reasons which have been offered for considering the embryo monocotyledonous, however plausible they may have appeared while we were unacquainted with the true structure of the ovule of other plants, have no longer the importance that they were formerly supposed to possess. The sac, to which I have already alluded, to which so much unnecessary value has been attached, and which was mistaken for a cotyledon by Richard, is no doubt analogous to the sac of *Saururus* and *Piper*, and is nothing more than the remains of the innermost of the membranous coats of the ovule, usually indeed absorbed, but in this and similar cases remaining and covering over the embryo. Brown (*Appendix to King's Voyage*) considers it the remains of the membrane of the amnios. De Candolle assigns a further reason for considering Nymphaeaceae Dicotyledons, that they are lactescent, a property not known in Monocotyledons. But in this he is mistaken; *Limnocharis*, a genus belonging to Butomaceae, is lactescent. It must moreover be observed, that the arrangement of the woody matter of *Nuphar luteum* is far less obviously exogenous than would be supposed from the manner in which it is described by Mirbel.

Independently of the peculiarities to which I have now alluded, this order

is remarkable in some other respects. It offers one of the best examples which can be adduced of the gradual passage of petals into stamens, and of sepals into petals: if attentively examined, the transition will be found so insensible that many intermediate bodies will be seen to be neither precisely petals nor stamens, but both in part. The development of the disk, which is so remarkable in Nelumbiaceae, takes place here in various degrees. In some, as in Nuphar, it is merely an hypogynous expansion, out of which grow the stamens and petals; in others, as Nymphaea, it elevates itself as high as the top of the ovary, to the surface of which it is adnate, and as the stamens are carried up along with it, we have these organs apparently proceeding from the surface of the ovary: in the genus Barclaya, the petals are also carried up with the stamens, on the outside of which they even cohere into a tube, so that in this genus we have a singular instance of an inferior calyx and a superior corolla in the same plant.

Supposing this order to be exogenous and dicotyledonous, a fact about which there appears to me to be no doubt, its immediate affinity will be with Papaveraceae, with some genera of which it agrees in the very compound nature of the fruit, from the apex of which the sessile stigmas radiate, in the presence of narcotic principles and a milky secretion, and in the great breadth of the placentae. Nymphaeaceae are also akin to Magnoliaceae, with which they agree in the imbricated nature of the petals, sepals, and stamens; to Nelumbiaceae their close resemblance is evident; with Ranunculaceae they are connected through the tribe of Paeonies, with which they agree in the dilated state of of the disk which, in Paeonia papaveracea and Moutan, frequently rises as high as the top of the ovaries, and in the indefinite number of their hypogynous stamens; but in Ranunculaceae the placentae only occupy the edge of each of the carpels of which the fruit is made up; so that in Nigella, in which the carpels cohere in the centre, the seeds are attached to the axis, while in Nymphaeaceae the placentae occupy the whole surface of each side of the individual carpels, of which the fruit is composed. But if such are the undoubted immediate affinities of Nymphaeaceae, it is certain that some strong analogies exist between them and Hydrocharaceae, to the vicinity of which they are referred by those who believe them to be Monocotyledonous. Taking Nelumbiaceae for a transition order, they have some relation to Alismaceae, the only monocotyledonous order in which there is an indefinite number of carpels in each flower, and to Hydrocharaceae, with which they agree in the structure, though not the veneration, of their leaves, and their habit. An analogy of a similar nature with this last may be also traced between them and the monopetalous sub-order Menyantheae.

GEOGRAPHY. Floating plants, inhabiting the whole of the northern hemisphere, occasionally met with at the southern point of Africa, but generally rare in the southern hemisphere, and entirely unknown on the continent of South America.

PROPERTIES. The whole of this order has the reputation of being antiaphrodisiac, sedative, and narcotic, properties not very clearly made out, but generally credited. Their stems are certainly bitter and astringent, for which reason they have been prescribed in dysentery. They contain a considerable quantity of faecula, and after repeated washings, they are capable of being used for food. *DC. A. R.* The seeds are eagerly sought after in times of scarcity, by the wild people in whose countries they grow. They taste like poppy seeds, and are used either boiled or raw like Millet. The stems are esteemed by the negroes of Senegal, who roast and eat them like Potatoes (*Fl. Senegamb.* 1, 17). In India the farinaceous seeds are eaten either in a raw state, or after having been roasted in heated sand (*Royle*, 65). It is

said that the stems of *Nymphaca alba*, are better than oak galls for dying gray; they have also been long employed advantageously for tanning leather; and a tolerable sort of beer has been prepared from them. *Fée*, 1, 412.

GENERA.

Euryale, Salisb.	Nymphaca, L.	Nuphar, Sibth.	Barclaya, Wall.
<i>Anneslea</i> , Andr.	<i>Castalia</i> , Salisb.	<i>Nenuphar</i> , Hayne.	

SUB-ORDER, HYDROPELTIDEÆ.

CABOMBEÆ, *Rich. Anal. Fr.* (1808).—PODOPHYLLACEÆ, § *Hydropeltideæ*, *DC. Syst.* 2. 36. (1821); *Prodr.* 1. 112. (1824).

ESSENTIAL CHARACTER.—*Sepals* 3 or 4, coloured inside. *Petals* 3 or 4, alternate with the sepals. *Stamens* definite or indefinite, hypogynous, arising from an obscure torus; *anthers* linear, turned inwards, continuous with the filament. *Ovaries* 2 or more, terminated by a short style. *Fruit* indehiscent, tipped by the hardened style. *Seeds* definite, pendulous; *embryo* fungilliform, seated at the base of firm, somewhat fleshy *albumen*.—*Aquatic* plants, with floating leaves. *Flowers* axillary, solitary, yellow or purple.

AFFINITIES. These appear to be in reality nothing more than *Nymphaeaceae* plants with definite seeds and distinct carpels. From *Podophylleae*, to which they are united by De Candolle, they differ in their floating habit, definite seeds, and numerous ovaries. According to Richard, *Cabomba* is a monocotyledon: *Hydropeltis* is clearly related closely to *Caltha*.

GEOGRAPHY. American water-plants, found from Cayenne to New Jersey.

PROPERTIES. Unknown.

GENERA.

<i>Cabomba</i> , Aubl.	<i>Hydropeltis</i> , Mich.
<i>Nectris</i> , Schreb.	<i>Brasenia</i> , Pursh.

ORDER IV. NELUMBIACEÆ.

NYMPHJEACEÆ, § *Nelumboneæ*, *DC. Syst.* 2. 43. (1821); *Prodr.* 1. 113. (1824)—NELUMBONEÆ, *Martius Conspectus.* No. 187. (1835.)

ESSENTIAL CHARACTER.—*Sepals* 4 or 5. *Petals* numerous, oblong, in many rows, rising from without the base of the disk. *Stamens* numerous, arising from within the petals, in several rows; *filaments* petaloid; *anthers* adnate, bursting inwards by a double longitudinal cleft. *Disk* fleshy, elevated, excessively enlarged, enclosing in hollows of its substance the *ovaries*, which are numerous, separate, monospermous, with a simple style and stigma. *Nuts* numerous, half buried in the hollows of the disk, in which they are, finally, loose. *Seeds* solitary, or rarely 2; *albumen* none; *embryo* large, with two fleshy cotyledons and a highly developed *plumule*, enclosed in its proper membrane.—*Herbs*, with peltate, fleshy, floating *leaves* arising from a prostrate trunk, growing in quiet waters.

AFFINITIES. The relationship of this order to *Nymphaeaceae* is so obvious, that no one ever thinks of disjoining them. And yet its numerous distinct ovaries are quite different from the fruit of *Nymphaeaceae*, and the seeds have no albumen. This latter circumstance forms the only important exception to the character of the Albuminous group.

GEOGRAPHY. Natives of stagnant or quiet waters in the temperate and tropical regions of the northern hemisphere, both in the Old and the New

World; most abundant in the East Indies. They were formerly common in Egypt, but are now extinct in that country, according to Delile.

PROPERTIES. Chiefly remarkable for the beauty of the flowers. The fruit of *Nelumbium speciosum* is believed to have been the Egyptian bean of Pythagoras. The nuts of all the species are eatable and wholesome. The root, or, more properly, the creeping stem, is used as food in China.

GENUS.

Nelumbium, Juss.
Nelumbo, Gaertn.
Cyamus, Salisb.

ORDER V. CEPHALOTACEÆ.

CEPHALOTEJE, *R. Broum, Phil. Mag.* (1832); *Martins Conspectus*, No 178. (1835).—
CEPHALOTACEJE, *Lindl. Key*, No. 5. (1835).

ESSENTIAL CHARACTER.—*Calyx* coloured, six parted, with a valvate aestivation. *Corolla* 0. *Stamens* 12, those opposite the sepals shortest, inserted into the edge of a deep glandular perigynous disk; *anthers* with a thick granular connective. *Carpels* 6, distinct, one seeded; *ovule* erect. *Akenia* membranous, opening by the ventral suture, surrounded by the persistent calyx and stamens. *Seed* solitary (very seldom two) erect. *Embryo* minute, in the base of the axis of a fleshy friable somewhat oily *albumen*.—A stemless *herb* with exstipulate leaves, among which are mingled operculate pitchers. *Scape* simple, bearing a compound terminal *spike*. *Flowers* small.

AFFINITIES. Allied according to Labillardiere to Rosaceae, and according to Jussieu, to Crassulaceae; according to Brown the order should be placed between Crassulaceae and Francoaceae. Its very copious albumen and apocarpous fruit seem however to fix it far from the former of those orders, in the Ranal alliance, from which it forms a natural transition to Francoaceae in the Pittosporal alliance, and through those plants to Sarraceniaceae, in which the leaves are in like manner transformed into pitchers. The paradoxical genus, *Dionsea*, where in like manner a strong tendency exists to the formation of pitcher, does really seem to be the type of an order differing in little from Cephalotaceae except in the presence of petals, and in the syncarpous fruit with the seeds collected upon a flat central placenta.

GEOGRAPHY. Marsh plants, found in New Holland, (and the southern states of North America ?)

PROPERTIES. Unknown.

GENERA.

Cephalotus, R. Br.

§ ? DIONIEACEÆ.
Dionaea, L.

ALLIANCE II. ANONALES.

ESSENTIAL CHARACTER.—Woody plants in all cases, often trees, with the fruit composed of distinct carpels, which occasionally grow together into a solid mass. The valves of the anthers separating by a perpendicular line.

This alliance is hardly to be separated from Ranales by any better general character than its constantly woody and often arborescent stems ; to which may be added a great tendency to be aromatic. It is known from Berberales by the dehiscence of its anthers, from Pittosporales by its apocarpous fruit, and from the Umbellal and Grossal alliances by its stamens being hypogynous.

The genus *Eupomatia* is however an exception to this, but the great number of the carpels of that genus distinguishes even it from the two last-mentioned alliances. Magnoliaceae are probably the most immediately akin to Ranunculaceae, and Dilleniaceae to Pittosporaceae; while Schizandreae tend towards the far distant (?) Menispermaceae; and Anonaceae themselves assume something the state of Berberaceae in the genus *Bocagea*.

ORDER VI. MYRISTICACEAE. THE NUTMEG TRIBE.

MYRISTICACEAE, *R. Brown, Prodr.* 399. (1810). *Bartling, Ord. Nat.* 244. (1830); *Martius Conspectus*, No. 78. (1835).

ESSENTIAL CHARACTER.—*Flowers* completely unisexual. *Calyx* trifold, rarely quadrifid; with valvular aestivation. MALE. *Filaments* either separate or completely united in a cylinder. *Anthers* 3-12, 2-celled, turned outwards, and bursting longitudinally: either connate or distinct. FEMALE. *C'lyx* deciduous. *Ovary* superior, sessile, with a single erect ovule; *style* very short; *stigma* somewhat lobed. *Fruit* baccate, dehiscent, 2-valved. *Seed* nut-like, enveloped in a many-parted aril; *albumen* ruminant, between fatty and fleshy; *embryo* small; *cotyledons* foliaceous; *radicle* inferior; *plumule* conspicuous.—*Tropical trees*, often yielding a red juice. *Leaves* alternate, without stipules, not dotted, quite entire, stalked, coriaceous; usually, when full grown, covered beneath with a close down. *Inflorescence* axillary or terminal, in racemes, glomerules, or panicles; *the flowers* often each with one short cucullate bract. *Calyx* coriaceous, mostly downy outside, with the hairs sometimes stellate, smooth in the inside.—*R. Br.* chiefly.

AFFINITIES. Usually placed, on account of their apetalous flowers, in the vicinity of Lauraceae, from which they are distinguished by the structure of their calyx, anthers and fruit. Brown places them between Proteaceae and Lauraceae, remarking, that they are not closely akin to any other order. They appear, however, to be in reality an apetalous form of Anonaceae, with which their trimerous flowers, arillate seed, ruminant albumen, minute embryo, and sensible properties almost identify them; to say nothing of their resemblance to the Schizandrous section of Anonaceae in their unisexual flowers. *Bocagea*, which is usually considered as a connecting link between the latter and Berberaceae, must also be looked upon as one of the cases of transition from Anonaceae to *Virola* among Myristicaceae. Another and much more interesting instance is afforded by Wallich's Anonaceous genus *Hyalostemma*, which would be almost an involucreted *Myristica* if it had an aril. That plant has unisexual apetalous flowers, and a trifold calyx surrounded by an involucre of six subulate bracts.

This view was suggested in the first edition of the present work, and about the same time by Bartling, who however is silent as to the motives which led him to bring Myristicaceae and Anonaceae into contact.

GEOGRAPHY. Natives exclusively of the tropics of India and America.

PROPERTIES. The bark abounds in an acrid juice, which is viscid and stains red; the rind of the fruit is caustic; the aril and albumen, the former known under the name of Mace, and the latter of Nutmeg, are important aromatics, abounding in a fixed oil of a consistence analogous to fat, which, in a species called *Virola sebifera*, is so copious as to be extracted easily by immersing the seeds in hot water. The common Nutmeg is the produce of *Myristica moschata*; but an aromatic fruit is also borne by other species. The Nutmeg of Santa Fé is the *Myristica Otoba*. *Humb. Cinch. For.* p. 29. *Eng. ed.* Another species is the *M. tomentosa*, and a third the *M. officinalis*, which is reckoned in Brazil an energetic tonic. *Fte.*

GENERA.

<i>Myristica</i> , L.	<i>Kncma</i> , Lour.
<i>Virola</i> , Aubl.	<i>Horsjieldia</i> , Willd.

ORDER VII. MAGNOLIACEÆ. THE MAGNOLIA TRIBE.

MAGNOLIA, *JUSS. Gen* 280. (1789); MAGNOLIACEÆ, *DC. Syst.* 1 439. (1818) *Prodr.* 1. 77. (1824.); *Blume FL Jar.*

ESSENTIAL CHARACTER.—*Sepals* 3-6, deciduous. *Petals* 3-27, hypogynous, in several rows. *Stamens* indefinite, distinct, hypogynous. *Anthers* adnate, long. *Ovaries* numerous, simple, arranged upon the torus above the stamens, 1-celled; *ovules* either ascending or suspended; *styles* short; *stigmas* simple. *Fruit* either dry or succulent, consisting of numerous carpels, which are either dehiscent or indehiscent, distinct or partially connate, always numerous, and arranged upon an elongated axis, sometimes terminated by a membranous wing. *Seeds* solitary, or several attached to the inner edge of the carpels, from which, when ripe and open, they often hang suspended by a delicate umbilical chord. *Embryo* minute, at the base of fleshy albumen.—*Fine trees* or *shrubs*. *Leaves* alternate, not dotted, coriaceous, articulated distinctly with the stem: with deciduous stipules, which, when young, are rolled together like those of *Ficus*. *Flowers* large, solitary, often strongly odoriferous. *Scales of the leaf bud* formed of stipules either placed face to face or rolled up.

AFFINITIES. Nearly related to Dilleniaceæ, from which they are chiefly distinguished by the ternary, not quinary, arrangement of the parts of the flower; from Anonaceæ, to which they also approach, the stipules and solid albumen separate them. Their stipulation points out an analogy with Urticaceæ; their imbricate petals and sepals, and numerous ovaries, with Calycanthaceæ, and through them with Monimiaceæ. According to Blume, the umbilical chord which is so remarkably extensible in these plants, is wholly composed of a multitude of delicate spiral vessels. (*FL Jav.* 8.)

GEOGRAPHY. The focus of this order is undoubtedly North America, where the woods, the swamps, and the sides of the hills, abound with the species. Thence they straggle, on the one hand, into the West India Islands, and, on the other, into India, through China and Japan. Brown remarks (*"Congo, 465J*, that no species have been found on the continent of Africa, or any of the adjoining islands.

PROPERTIES. The general character of the order is to have a bitter tonic taste, and fragrant flowers. The latter produce a decided action upon the nerves, which, according to De Candolle, induces sickness and headache from *Magnolia tripetala*, and on the authority of Barton, is so stimulating on the part of *Magnolia glauca* as to produce paroxysms of fever, and even an attack of inflammatory gout. The bark has been found to be destitute of tannin and gallic acid-, notwithstanding its intense bitterness. The bark of the root of *Magnolia glauca* is an important tonic. *Barton*, 1. 87. The same property is found in *Liriodendron tulipifera*, which has even been said to be equal to Peruvian bark. *Michelia Doltsopa* is one of the finest trees in Nipal, yielding an excellent fragrant wood, much used in that country for house-building. *Don. Prodr.* 226. *Magnolia excelsa* has a valuable timber called *Champ*, at first greenish, but soon changing into a pale yellow; the texture is fine. *Wallich. Tent.* 7. The cones of *Magnolia acuminata* yield, in Virginia, a spirituous tincture, which is employed with some success in rheumatic affections; and the seeds of most species are remarkable for their bitterness: those of *M. Yulan* are employed in China as febrifuges, under the name of *Tsin-y*. *DC.* Blume remarks that Magnoliaceæ are absolutely known from Dilleniaceæ by their bitter aromatic properties; the latter never being any thing beyond styptics. *FL Jav.*

GENERA.

<i>Michelia</i> , L.	<i>Aromadendron</i> , Bl.	<i>Magnolia</i> , L.	<i>Talauma</i> , Juss.
<i>Manglietia</i> , Bl.	<i>Sphenocarpus</i> , Wall.	<i>Givillimia</i> , Rottl.	<i>Liriodendron</i> , Juss.

ORDER VIII. WINTERACEÆ. THE WINTER'S BARK TRIBE.

WINTERED, *R. Brown in De Cand. Syst.*] 548. (1818.)—ILLICIE-*, *DC. Prodr.* 1. 77. (1824.) a section of Magnoliaceae.

ESSENTIAL CHARACTER.—*Flowers* hermaphrodite or unisexual. *Sepals* 2-6, sometimes not distinguishable from the petals, either deciduous or persistent. *Petals* 2-30, in several rows when more than 5. *Stamens* short, indefinite, hypogynous, distinct. *Anthers* adnate. *Ovaries* definite, arranged in a single whorl, 1-celled, with several suspended or erect ovules, which are attached to the suture. *Stigmas* simple, sessile. *Fruit* either dry or succulent, consisting of a single row of carpels, which are either dehiscent or indehiscent, and distinct. *Seeds* solitary or several, with or without aril. *Embryo* very small, straight, in the base of fleshy albumen.—*Shrubs* or *small trees*. *Leaves* alternate, dotted, coriaceous, persistent, with convolute deciduous stipules. *Flowers* solitary, often brown or chocolate, colour, and sweet-scented.

ANOMALIES. The flowers of *Tasmania* are dioecious or polygamous, and the carpels solitary.

AFFINITIES. Closely related to Magnoliaceae, from which they differ chiefly in their dotted leaves and aromatic qualities. A. de St. Hilaire, however, states that some *Michelias* have dotted leaves, and so destroy the limits between this order and Magnoliaceae. (*Fl. Bras.* 1. 27.) According to St. Hilaire, the supposed stipules of Winteraceae are only imperfectly developed leaves which enfold the buds. *PL Usueiles*, no. 26-28. But what are stipules except starved leaves? The same author remarks, that Bonpland considered the embryo as destitute of albumen, which was, however a mistake, it being undoubtedly as it is here described. For several good remarks upon *Drimys*, see the *PL Usueiles* as quoted.

GEOGRAPHY. A small order, with an extensive range. Of the 10 species enumerated by De Candolle, 2 are found in New Holland; 2 in the hotter parts of America, 2 in the southern and 2 in the northern territories of the same continent, 1 in China and Japan, and 1 in New Zealand.

PROPERTIES. All that writers have stated about the aromatic stimulant properties of Magnoliaceae should be applied to this order, formerly confounded with them. The seeds of *Illicium anisatum* are considered in India to be powerfully stomachic and carminative. The fruit of that plant is the star-anise of the shops. A very fragrant volatile oil is also obtained from the seeds. The Chinese burn them in their temples, and Europeans employ them to aromatise certain liquors, such as the Anisette de Bourdeaux. *Drimys Winteri* yields Winter's Bark, which is known for its resemblance to that of cinnamon. A bark called Melambo Bark, possessing similar properties, is described by Cade* in the *Journal de Pharmacie*, 1815, p. 20. The bark of *Drimys granatensis*, called *Casca tania* in Brazil, is much used against colic. It is tonic, aromatic, and stimulant, and resembles, in nearly all respects, the *Drimys Winteri*, or Winter's Bark. *Plantas Usueiles*, 26-28.

GENERA.

Illicium, L.
Temus, Mol.

Drimys, Forst.
Hintera, Murr.
fVinterana, Sol.

Tasmania, R. Br.

ORDER IX. ANONACEÆ.

ANONJE, *JUSS. Gen.* 283, (1789.)—ANONACEJE, *Rich. Anal. Ft.* 17. (1808); *Dunal Monogr.* (1817); *DC.Syst.* 1.462. (1818); *Prodr.* 1. 83. (1824); *Bl. Ft. Jan.*; *Alph. De Cand. in Mem. Phys. Genev.* (1832.)—GLYPTOSPERMJE, *Vent. Tabl.* 3. 75. (1799.)

ESSENTIAL CHARACTER.—*Sepals* 3-4, persistent, usually partially cohering. *Petals* 6, hypogynous, in two rows, coriaceous, with a valvular aestivation, sometimes united in a monopetalous *corolla*. *Stamens* indefinite or definite, covering a large hypogynous torus, packed closely together, very rarely definite. *Filaments* short, more or less angular. *Anthers* adnate, turned outwards, with an enlarged 4-cornered connective, which is sometimes nectariferous. *Ovaries* usually numerous, closely packed, separate or cohering, occasionally definite; *Styles* short; *stigmas* simple; *ovules* solitary, or a small number, erect or ascending. *Fruit* consisting of a number of carpels, which are either succulent or dry, sessile or stalked, 1-or many seeded, distinct or concrete into a fleshy mass. *Seeds* attached to the suture in one or two rows, sometimes furnished with an aril; *testa* brittle; *embryo* minute, in the base of hard, fleshy, ruminant *albumen*.—*Trees* or *shrubs*. *Leaves* alternate, simple, almost always entire, without stipules. *Flowers* usually green or brown, axillary, solitary, or 2 or 3 together, shorter than the leaves; the *peduncles* of abortive flowers sometimes indurated, enlarged, and hooked.

ANOMALIES. *Monodora* has a solitary carpel. In *Hyalostemma* the flowers are dioecious, apetalous, with an involucre. In *Anona palustris* the ovaries are not distinct. *Rolinia*, &c. have the petals united. *Stamens* and *carpels* definite in *Bocagea*. *Flowers* pentamerous in *Hentschelia*. *Ovaries* inferior in *Eupomatia*.

AFFINITIES. NO doubt can be entertained of the close affinity of this order to *Magnoliaceae*, from which, however, it differs in the want of stipules, in the form of the anthers, and in the peculiar condition of the ovary: agreeing in the ternary division of the parts of fructification, and the indefinite stamens and ovaries. An affinity has been pointed out between them and *Menispermaceae*; but it appears to me to be very weak. The great feature of the order is its ruminated albumen, to which there is no exception, and scarcely any parallel. The parietal insertion of ovules, ascribed to this order by *De Candolle*, is not universal. The ovules are erect in *Anona*, *Guatteria*, and *Anaxagorea*. *A. St. H. in Pl. Usu.* 33. A remarkable plant is described by *Brown*, in the Appendix to *Flinders's Voyage*, under the name of *Eupomatia laurina*, in which the stamens are manifestly perigynous, and the tube of the calyx coherent with the ovaries. I have remarked in *Anona laurifolia* that the pollen is arranged in two distinct rows in each cell of the anther, and that when that organ bursts, the grains of pollen fall out, cohering in a single row, so as to have the appearance of a necklace. Supposing *Winteraceae* not to be stipulate, as *St. Hilaire* asserts, this order will be more nearly related to them than to *Magnoliaceae*. Connected with *Berberaceae* through *Bocagea*. I also think there can be no doubt of the close alliance of this order to *Myristicaceae* (see that order); as has already been indicated by *Blume (Fl. Jav.)* who, however, does not attach so much importance to the resemblances as I do.

GEOGRAPHY. The tropics of the old and new world are the natural land of these plants: thence they spread, in a few instances, to the northward and the southward.

PROPERTIES. The general character is, to have a powerful aromatic taste and smell in all the parts. The bark of *Uvaria tripetaloides* yields, being tapped, a viscid matter, which hardens in the form of a fragrant gum. *DC.* The flowers of many species, especially of *Artabotrys odoratissima* and *Guatteria virgata*, are exceedingly fragrant. The dry fruits of many species are very aromatic; those of *Habzelia aromatica* are the *Piper aethiopicum* of the shops, and are commonly used as pepper by the African negroes. *FL Seneg.** 1.9. The leaves of *Anona squamosa* have a heavy disagreeable odour,

and the seeds contain a highly acrid principle fatal to insects, on which account the natives of India use them powdered and mixed with the flour of *Gram*, or *Cicer arictinuin*, for occasionally washing their hair. *Royle*. *Xylopia sericea*, a large tree found in forests near Rio Janeiro, where it is called *Pinddiba*, bears a highly aromatic fruit, with the flavour of pepper, for which it may be advantageously substituted. Its bark is tough, and readily separated into fibres, from which excellent cordage is manufactured. *Plantes Usuelles*, no. 33. Blume remarks that the Javanese species require, notwithstanding their powerful properties, to be employed with caution; for if they are administered for too great a length of time, or in too large doses, they produce vertigo, haemorrhage, or even abortion, in pregnant women. The carpels are chewed after dinner in Java for dispelling flatulence. (See Blume.) Of some species the fruit is succulent and eatable, containing a sugary mucilage, which predominates over the slight aromatic flavour that they produce. Of this kind are the Custard Apples of the East and West Indies, the Cherimoyer of Peru, and others. In *Asimina triloba* an acid is present of a very active nature, according to Duhamel; but this is not certain. The *Anona sylvatica*, called *Araticudo mato*, in Brazil, has a light white wood, very fit for the use of turners, and for the same purposes as the lime-tree of Europe. Its fruit is described as good for the dessert. *Plantes Usuelles*, 29. The wood of the root* of *A. palustris* is employed in Brazil for corks. *Ib.* 30. The Indians on the Orinoco, particularly in Atures and Maypura, have an excellent febrifuge, called *Frutta de Burro*, which is the fruit of *Uvaria febrifuga*. *Humboldt, Cinch. Forests*, p. 22. *Eng. ed.*

GENERA.

<i>Anona</i> , L.	<i>Unona</i> , L.	<i>Cociodine</i> , A.DC.	<i>Polyalthia</i> , Bl.
<i>Kollinia</i> , A. St. H.	<i>Bulliarda</i> , Neck.	<i>Xylopia</i> , L.	<i>Duguetia</i> , A. St. H.
<i>Lobocarpus</i> , W. et A.	<i>Krockeria</i> , Neck.	<i>Anaxagorea</i> , A. St. H.	<i>Guatteria</i> , R. P.
<i>Monodora</i> , Dun.	<i>Desmos</i> , Lour.	<i>Hexalobus</i> , A.DC.	<i>Aberemoa</i> , Aubl.
^{^va11'3» k*} <i>Asimina</i> , Adans.	<i>Melodorum</i> , Lour.	<i>Miliusa</i> , A.DC.	<i>Cananga</i> , Aubl.
<i>Orchidocarpum</i> , Mx.	<i>Marenteria</i> , Nor.	<i>Orophea</i> , Bi.	<i>Hentschelia</i> , Presl.
<i>Porcelia</i> , R. et P.	<i>Artabotrys</i> , R. Br.	<i>Bocagea</i> , A. St. H.	<i>Hyalostemma</i> , Wall.(2)
<i>Mitraphora</i> , Bl.	<i>Habzelia</i> , A.DC.	<i>Trigynaea</i> , Schlecht.	—
			<i>Eupomatia</i> , R. Br.

Blume distinguishes

SCHIZANDREAE

From Anonaceae and some other orders in the following manner. They differ from Magnoliaceae in their unisexual flowers, and in the form of their stamens, which in Magnoliaceae are never monadelphous; moreover the different nature of the vegetation and the different properties form a great distinction between the two orders. For Magnoliaceae are erect trees or shrubs with geminate stipules and entire leaves, and bitter aromatic properties, while on the other hand Schizandreae are trailing shrubs, destitute of stipules and constantly having toothed leaves, and have no aromatic or bitter properties, but abound in vegetable mucus. In this last property and their toothed leaves they differ from Anonaceae, which approach them in the want of stipules and in their occasional sarmentose habit; Schizandreae differ moreover from Anonaceae, 1st, in the less constant number of the floral envelopes; 2nd, in their stamens usually combined; and 3rd, in their even, not ruminated, albumen. (*Fl. Jav.*)

It is highly probable that they do in fact form a peculiar order, allied most nearly to Anonaceae, but also exhibiting a manifest tendency to the monadelphous unisexual structure of Myristicaceae. Their supposed resemblance to Menispermaceae, of which mention is made by authors, is of a very slight nature.

GENERA.

Kadsura, J. Sphaerostema, bl.
 Sarcocarpon, Bl. Schizandra, Mx.

ORDER X. DILLENiaceiE.

DILLENACEE, *DC. Syst.* 1. 395. (1818); *Pro&r.* 1. 67. (1824); *A. St. H. Fl. Br.* 1.23. (1825.)

ESSENTIAL CHARACTER.—*Sepals* 5, persistent, 2 exterior, 3 interior. *Petals* 5, deciduous, hypogynous in a single row. *Stamens* indefinite, hypogynous, arising from a torus, either distinct or polyadelphous, and either placed regularly around the pistil or on one side of it. *Filaments* dilated either at the base or apex. *Anthers* adnate, 2-celled, usually bursting longitudinally, always turned inwards. *Ovaries* definite, more or less distinct, with a terminal *style* and simple *stigma*; *ovules* ascending. *Fruit* consisting either of from 2 to 5 distinct unilocular carpels, or of a similar number cohering together; the carpels either baccate or 2-valved, pointed by the style. *Seeds* fixed in a double row to the inner edge of the carpels, either several or only 2, occasionally solitary by abortion; surrounded by a pulpy aril. *Testa* hard. *Embryo* minute, lying in the base of solid fleshy albiflous.—*Trees, shrubs, or under-shrubs, rarely herbaceous plants. Leaves* usually alternate, almost always without stipules, very seldom opposite, most commonly coriaceous, and with strong veins running straight from the midrib to the margin, entire or toothed, often separating from the base of the petiole, which remains adhering to the stem. *Flowers* solitary, in terminal racemes or panicles, often yellow.

ANOMALIES. In several genera of the section Delimacee there is but one carpel; and in *Dillenia* and *Colbertia* the carpels partly cohere.

AFFINITIES. These are nearly akin to *Magnoliacee*, from which they are distinguished by their want of stipules and the quinary arrangement of the parts of fructification; and to *Ranunculacee*, from which their persistent calyx, stamens, and whole habit in general, divide them. They are universally characterised by the presence of aril; a peculiarity which certainly exists in *Hibbertia*, notwithstanding *De Candolle's* definition of that genus. The most genuine form of the order is known by the veins of the leaves running straight from the midrib to the margin. Some of the genera are remarkable for having the stamens developed only half-way round the pistil, so that the central part of the flower has a one-sided appearance. In this respect they tend towards *Pittosporaceae*, where *Cheiranthra* has also declinate stamens. To *Anonacee* they also approach in a variety of ways, especially in the genus *Acrotrema*, whose albumen is irregularly indented upon the surface, as if it were approaching to a ruminated state.

GEOGRAPHY. According to *De Candolle*, 50 of this order are found in Australasia, 21 in India and its neighbourhood, 3 in equinoctial Africa, and 21 in equinoctial America; but since the publication of the *Systequia* several have been added both to the Indian and South American species.

PROPERTIES. *Dilleniacee* are generally astringent. The Brazilians make use of a decoction of *Davilla rugosa* in swellings of the legs and testicles, very common maladies in hot and humid parts of South America. *PL Usuelles*, no. 22. *Davilla elliptica* is also astringent, and furnishes the vulnerary called *Cambdibinha* in Brazil. *Ibid.* 23. In *Curatella Cambaiba* the same astringent principle recommends its decoction as an excellent wash for wounds. *Ibid.* 24. The young calyxes of *Dillenia scabrella* and *speciosa* have a pleasantly acid taste, and are used in curries by the inhabitants of Chittagong and Bengal. *Wallich*. Almost all *Delimeae* have the leaves covered with asperities, which are sometimes so hard that the leaves are even used for polishing

GENERA.

§ 1. DELIMEA, DC.	Davilla, Vand.	§ 2. DILLENIBÆ, DC.	Actinidia. (3.)*
Tetracera, L.	Doliocarpus, Rol.	Pachynema, R. lir.	Colbertia, Salisb.
<i>Euryandra</i> , Forst.	<i>Calinea</i> , Aubl.	Hemistemma, Juss.	Dillenia, L.
<i>IVahlbomia</i> , Thunb.	<i>Soramia</i> , Aubl.	Pleurandra, La Bill.	Capellia, Blame.
<i>Tigarea</i> , Aubl.	Delima, L.	Candollea, La Bill.	Othlis, Schott.
<i>Rhi^m</i> , Schreb.	Trachytella, DC,	Adrastaea, DC.	Acrotrema, Jack.
Pinzona, Mart.	Reitferschiedia, Presl.	Hibbertia, Andr.	—
Empedoclea, A.St.H.	Curatella, L.	*Burtonia, Salisb.	Schumacheria, Vabl.
	Recchea, Sessc.	Wormia, Rottb.	? Daaynema, Schott.
		<i>Lenidia</i> , Poir.	

ALLIANCE III. UMBELLALES.

ESSENTIAL CHARACTER.—Flowers usually disposed in umbels. Calyx superior. Disk epigynous, very thick, in two or more pieces. Carpels always one-seeded. Stems usually hollow.

The only other albuminous alliance with a superior calyx is the Grossal, and that is readily known by its solid stems, and flowers never being arranged in regular umbels, while there is generally more seeds than one, usually many, in each carpel. The leaves too of this alliance are almost always dilated, and sheathing at the base, as in Ranunculaceae. The motives which induced me to place Myristicaceae in the same alliance as Anonaceae have led me to group Umbelliferae in the vicinity of Ranunculaceae, contrary to the opinion and practice of the greatest of our living authorities. If we consider fairly the respective organization of Ranunculaceae and Umbelliferae, especially of such genera as *Thalictrum* in the one, and *Pimpinella* in the other, we shall find that *no positive mark* of discrimination between them can be pointed out except the superior carpels of the former, and the inferior ones of the latter; for the indefinite stamens of Ranunculaceae are no longer capable of furnishing a distinctive character since the discovery of *Casalea*. As for *Thalictrum feniculaceum*, any one would take it for an Umbelliferous plant, without attentive observation. Now it is impossible to acknowledge any system to be natural in which, under these circumstances of almost identity in structure and in sensible properties, two such orders are disjoined; and I consider the restoration of Umbelliferae and Ranunculaceae to their true relative positions, one of the strongest arguments in favour of the necessity for tMs albuminous group.

On the other hand, Umbelliferae are but little different from Vitaceae, except in their superior calyx and pendulous ovules; for *Aralia racemosa* has quite as much the appearance of a *Cissus*, and its structure also, except in those respects, as it has of a plant of the Umbellal alliance.

ORDER XL UMBELLIFERJE, }
 OR } THE UMBELLIFEROUS TRIBE.
 APIACEiE. }

UMBELLIFBR*, *Juss. Gen.* 218. (1789); *Koch in N. Act. Bonn.* 12. 73. (1824); *Lindl. Synops.* 111. (1829); *DC. Memoire* (1829); *DC. Prodr.* 4. 55. (1830); *Tausch. in Bot. Zeit.* (1834); *Ann. sc. n. s. 4.* 41. (1835). UMBELLACEÆ, *Lindl. Key*, no. 11, (1835).

ESSENTIAL CHARACTER.—Calyx superior, either entire or 5-toothed. Petals 5, inserted on the outside of a fleshy epigynous disk; usually inflexed at the point; aestivation imbricate, rarely valvate. Stamens 5, alternate with the petals, incurved in aestivation. Ovary inferior, 2-celled, with solitary pendulous ovules; owned by a double fleshy

disk; *styles* 2, distinct; *stigmas* simple. *Fruit* consisting of 2 carpels, separable from a common axis, to which they adhere by their face (*the commissure*); each carpel traversed by elevated *ridges*, of which 5 are primary, and 4, alternating with them, secondary; the ridges are separated by *channels*, below which are often placed, in the substance of the pericarp, certain linear receptacles of coloured oily matter called *vitta**. *Seed* pendulous, usually adhering inseparably to the pericarp, rarely loose; *embryo* minute, at the base of abundant horny *albumen*; *radicle* pointing to the hilum.—*Herbaceous* plants, with fistular furrowed stems. *Leaves* usually divided, sometimes simple, sheathing at the base. in umbels, white, pink, yellow, or blue, generally surrounded by an involucre.

ANOMALIES. Sometimes there are three carpels. The leaves, or rather the dilated leafless petioles of some, as *Eryngium*, have the appearance of those of *Endogens*. Leaves opposite in *Spananthe*.

AFFINITIES. I trust I have sufficiently proved already the near relation of this order to *Ranunculaceae*; its affinity to *Araliaceae* is such that the two orders hardly differ, except in the number of the parts of the flower. With *Saxifragaceae*, *Umbelliferae* agree in habit, if *Hydrocotyle* is compared with *Chrysosplenium*, and if the sheathing and divided leaves of the two orders are considered. To *Geraniaceae*, De Candolle remarks that *Umbelliferae* are allied, in consequence of the cohesion of the carpels around a woody axis, and of the umbellate flowers which grow opposite the leaves, and also because the affinity of *Geraniaceae* to *Vitaceae*, and of the latter to *Araliaceae*, is not to be doubted. The resemblance of *Umbelliferae* to *Geraniaceae* is however very feeble compared with the likeness they bear to *Vitaceae*. The arrangement of this order has only within a few years arrived at any very definite state; the characters upon which genera and tribes could be formed having been for a long while unsettled; it is, however, now generally admitted that the number and development of the ribs of the fruit, the presence or absence of reservoirs of oil called *vittae*, and the form of the albumen, are the leading peculiarities which require to be attended to. Upon this subject see Koch's *Dissertation*, Lagasca in the *Otiosas Espaholas*, and De Candolle's *Memoire*, especially the last. The classification of De Candolle has, however, been recently attacked by Tausch, in the places above quoted, who asserts that the albumen is a fallacious guide. He says that some species of *Bupleurum* are campylopermous, and others orthospermous, and the same is true of many other genera. He adds, that in *Hasselquistia* the fruit of the ray is orthospermous, while that of the disk is coelospermous. The arrangement which this author proposes to substitute has not yet been examined critically.

GEOGRAPHY. Natives chiefly of the northern parts of the northern hemisphere, inhabiting groves, thickets, plains, marshes, and waste places. They appear to be extremely rare in all tropical countries, except at considerable elevations; where they gradually increase in number as the other parts of the vegetation acquire an extra-tropical, or mountain character. Hence, although they are hardly known in the plains of India, they abound on the mountains of the Himalaya.

PROPERTIES. The properties of this order require to be considered under two points of view: firstly, those of the vegetation; and, secondly, those of the fructification. The character of the former is, generally speaking, suspicious, and often poisonous in a high degree; as in the case of *Hemlock*, *Fool's Parsley*, and others, which are deadly poisons. Nevertheless, the stems of the *Celery*, the leaves* of *Parsley* and *Samphire*, the roots of the *Skirret*, the *Carrot*, the *Parsnep*, the *Arracacha*, and the tubers of *Cenanthe pimpinelloides* and *Bunium bulbocastanum*, are wholesome articles of food. The leaves of *Prangos pabularis*, afford a nourishing and abundant fodder for cattle; it is thought to have been the *Silphium* of the ancients. The fruit, vulgarly called the seed, is in no case dangerous, and is usually a warm and agreeable aromatic, as *Caraway*, *Coriander*, *Dill*, *Anise*, &c. From the stem, when wounded,

sometimes flows a stimulant, tonic, aromatic, gum-resinous concretion, of much use in medicine; as Opoponax, which is procured from *Fastinaca opoponax* in the Levant; Assafoetida from the *Ferula* of that name in Persia, and Sagapenum from some other species of *Ferula*. Gum ammoniac is supposed to be obtained from *Dorema ammoniacum*. It is a gum resin of a pale yellow colour, having a faint but not unpleasant odour, with a bitter nauseous taste. Internally applied, it is a valuable deobstruent and expectorant. It is said by Paris to be, in combination with rhubarb, a useful medicine in mesenteric affections, by correcting viscid secretions. *Ainslie*, 1.160. The substance called Galbanum is produced by some plant of this order, which Don calls Galbanum officinale. It is a stimulant of the intestinal canal and uterus, and is found to allay that nervous irritability which often accompanies hysteria. *Ainslie*, 1. 143. *Cicuta virosa* has its roots gorged with a gum-resinous juice, which is a violent poison for man and animals. (*Enanthe crocata*, and *Phellandrium*, and (*Ethusa Cynapium* have leaves and stems with a similar character; the latter has been found by Ficinus, of Dresden, to contain a peculiar alkali, which he calls Cynopia. *Turner*, 654. The fruit of *Ligusticum ajawain* of Roxb. is prescribed in India in diseases of horses and cows. *Ainslie*, 1. 38. The roots of *Eryngium campestre* are slightly aromatic.

With regard to *Conium maculatum*, which is also a most dangerous poison, it is remarkable how its properties are affected by climate; in Russia and the Crimea it is inert and eatable; in the south of Europe it is extremely dangerous. *Fete*, who makes this statement, adds, that for medicinal purposes it should be collected in June, shortly after flowering, and asserts that if gathered later its energy is much impaired. The same author doubts whether our *Conium* was really, the plant from which the death-drinks of the Greeks were prepared. See some excellent general remarks upon the properties of this order in *Fete's Cours d'Histoire Naturelle Pharmaceutique*, 2. 172,

GENERA.

SUB-ORDER. ORTHOSPERMIE, DC.

Albumen flat on the inner face; neither involute nor convolute.

5 1. HYDROCOTYLEJE, § 2. MULINEJE, DC.	<i>Sanicula</i> , Tourn.	<i>Petroselinum</i> , Hoffm
DC.	<i>Hacquetia</i> , Neck.	<i>Wydleria</i> , DC.
<i>Hydrocotyle</i> , Tourn.	<i>Dondia</i> , Spreng.	<i>Trinia</i> , Hoffm.
<i>Chondrocarpus</i> , Nutt.	<i>Dondisia</i> , Reichenb.	<i>Apinella</i> , Neck.
<i>Wyceria</i> , Nutt.	<i>Astrantia</i> , Tourn.	<i>Sp'wtmunnii</i> , Cuss.
* <i>Lrantzia</i> , Nutt.	<i>Alepidea</i> , Laroche.	<i>Helosciadium</i> , Koch.
<i>Dimetopia</i> , DC.	<i>Horsfieldia</i> , Blum.	<i>Discopleura</i> , DC.
<i>Engenia</i> , Nutt.	<i>Schubertia</i> , Blum.	<i>Leptocaulis</i> , Nutt.
<i>Micropheura</i> , Lag.	<i>Eryngium</i> , Tourn.	<i>Ptychotis</i> , Koch.
<i>Didiscus</i> , DC.	<i>Strebanthus</i> , Raf.	<i>Falcaria</i> , Riv.
<i>Lampra</i> , Lindl.	<i>Lessonia</i> , Bertero.	<i>Drepanophyllum</i> , K.
<i>Jugelia</i> , Reichenb.	<i>Actinanthus</i> , Ehrenb.	<i>Critamus</i> , Bess.
<i>Trachymene</i> , Rudg.	<i>Klotzschia</i> , Cham.	<i>Priunitis</i> , Delarb.
<i>FiscJiera</i> , Lag.	§ 3. SANICULEJE, § 4. AMMINE^E, DC.	<i>Sison</i> , Lag.
<i>Catepka</i> , Lcschen.	DC.	<i>Schultzia</i> , Spreng.
<i>Siebera</i> , fteichenb.?	<i>Actinotus</i> , La Bill.	<i>Ammi</i> , Tourn.
<i>Xanthosia</i> , Rudg.	<i>Eriocalia</i> , Smith.	<i>Ptilimnion</i> , Raf.
<i>Bowlesia</i> , R. et P.	<i>Provstia</i> , Lag.	<i>iEgopodium</i> , L.
<i>Azorella</i> , Gaud.	<i>Petagnia</i> , Guss.	<i>Podagraria</i> , Riv.
<i>Pectophytum</i> , H.B.K.,	<i>Heteroscwdium</i> , DC.	<i>Apium</i> , Hoffm.

Carum, Koch.	Kundmannia, Scop.	Selinum, Hoffm.	Zozimia, Hoffm.
Chamxsciadium, Mey.	<i>Brigmlia</i> , Bertol.	<i>Mylinum</i> , Gaud.	Polytaenia, DC.
Bunium, Koch.	<i>Campderia</i> , Lag.	<i>Thysselinum</i> , Adans.	Johrenia, DC.
<i>Bulboca&tanum</i> , Lag.	Deverra, DC.	Ostericum, Hoffm.	Dorema, Don.
Cryptotaenia, DC.	Soranthus, Ledeb.	Angelica, Hoffm.	§ 8. TORDYLINE/E, DC
Oxypolis, Raf.	Eriocycla, Lindl.	Archangelica, Hoffm.	Hasselquistia, L.
Sium, Koch.	Seseli, L.	§ 7. PEUCADANEAS, DC.	Tordylium, Tourn.
<i>Sisarum</i> , Adans.	Libanotis, Crantz.	Opoponax, Koch.	<i>Condylocarpus</i> , Hoff.
Bupleurum, To urn.	Cenolophium, Koch.	Galbanum, Don.	? Tordyliopsis, DC.
<i>Diaphyllum</i> , Hoffm.	Cnidium, Cusson.	Ferula, Tourn.	§ 9. SILERINEA, DC.
<i>Isophyllum</i> , Hoffm.	Hymenidium, Lindl.	<i>Ferulago</i> , Koch.	Kruberia, Hoffm.
<i>Odontites</i> , Hoffm.	Thaspium, Nutt.	Eriosynaphe, DC.	<i>Ulospermum</i> , Link.
<i>Tenoria</i> , Spreng.	Trochiscanthes, Koch.	Palimbia, Bess.	Pachypleurum, Led.
<i>Trachypetalum</i> , Rchb.	Trachydium, Lindl.	Peucedanum, Koch.	Stenocaelium, Led.
Heteromorpha, Cham.	Athamantha, Koch.	Hammatocaulis, Taus.	Agasyllis, Hoffm.
et Schlecht.	<i>Libanotis</i> , Scop.	Ormosolenia, Tausch.	Siler, Scop.
Orimaria, Raf.	Turbith, Tausch.	Imperatoria, L.	<i>Bradleia</i> , Neck.
§ 5. SESELINE^, DC.	Petrocarvi, Tausch.	Anethum, Tourn.	§ 10. CJMINEJE, DC.
Lichtensteinia, Cham.	Malabaila, Tausch.	Cortia, DC.	Cuminum, C. Bauh.
Ottoa, H. B. K.	Ligusticum, Koch.	Capnophyllum, Gaert.	Trepocarpus, Nutt.
CEnanthe, Lam.	Spermolepis, Raf.	Tiedemannia, DC.	§ U. THAPSIE/E, DC.
<i>Phellandrium</i> , L.	Silaus, Besser.	Archemora, DC.	Thapsia, Tournj*
Anesorhiza, Cham. et	Wallrothia, Spreng.	Symphyloloma, Meyr.	Cymoptcrus, Rafin.
Schlecht.	Meum, Tourn.	Pastinaca, Tourn.	Laserpitium, Tourn.
Sclerosciadium, Koch.	Gaya, Gaud.	<i>Malabaila</i> , Hoffm.	Lophosciadium, DC.
Dasyloina, DC.	<i>Arpitium</i> , Neck.	Leiotulus, Ehrenb.	Melanoselinum, Hoff.
Cynosciadium, DC.	Conioselinum, Fisch.	Astydamia, DC.	§ 12. DAUCINE/E, DC.
iEthusa, L.	Crithmum, Tourn.	Heracleum, L.	Arteria, L.
<i>Wepferia</i> , Heist.	§ 6. ANGELICEJE, DC.	<i>Wendia</i> , Hoffm.	Orlaya, Hoffm.
Foeniculum, Adans.	Levisticum, Koch.	<i>Spondylium</i> , Tourn.	<i>Platyspermum</i> , Koch.
			Daucus, Tourn.

SUB-ORDER II. CAMPYLOSPERALE, DC.

Albumen rolled inwards at the edges, so as to form a longitudinal furrow.

§ 13. ELf OSELXNEB, DC.	Pyncocycla, Lindl.	Anisosciadium, DC.	Hennas, L.
Elaeoselinum, Koch.	Caldasia, Lag.	Echinophora, Tourn.	Contain, L.
§ 14. CAUCALINEA, DC.	Sphalerocarpus, Bess.	Exoacantha, Labill.	Aulacospermum, Led.
Caucalis, Hoffm.	Molopospermum, Kh.	Arctopus, Linn.	Vicatia, DC.
Turgenia, Hoffm.	Velaea, DC.	<i>Apradus</i> , Adans.	Arracacha, Bancr.
Torilis, Spreng.	Myrrhis, Scop.	Lophocachrys, DC.	Pleurospermum, Hof.
§ 15. ScANDICINEiE, DC.	Osmorhiza, Rafin.	<i>Trachymarathrum</i> ,	<i>Physospermum</i> , Vela.
Scandix, Gaertn.	<i>Uraspermum</i> , Nutt.	Tausch.	<i>Enymonospermum</i> , S.
<i>Wylia</i> , Hoffm.	<i>Spermatura</i> , Reich.	Cachrys, Tourn.	Hymenolaena, DC.
Anthriscus, Hoffm.	Grammosciadium,	<i>Hippomarathrum</i> , L.	Physospermum, Cuss.
Physocaulis, Tausch.	DC.	Prangos, Lindl.	<i>Danaa</i> , All.
Rhyncostylis, Tausch.,	Ozodia, W. et A.	<i>Pteromarathum</i> , Kh.	<i>Henselera</i> , Lag.
<i>Cerefolium</i> , Hall.	Tauschia, Schlecht.	Colladonia, DC.	Anosmia, Bernh.
Chaerophyllum, Hoff.	§ 16. SMYRNEJE, DC.	<i>Perlebia</i> , DC.	Smyrnum, Lag.
	Lagöecia, L.	Lecokia, DC.	Eulophus, Nutt.
	<i>Cuminoides</i> , Tourn.	Magydaris, Koch.	Scaligeria, DC.
	Oliveria, Vent.	<i>Eriocachrys</i> , DC.	

SUB-ORDBR III. CCELOSPERMIE, D. C.

Albumen curved inwards from the base to the apex.

S 17. CORIANDRE^, DC.	<i>Biforis</i> , Spreng.	<i>Anidrum</i> , Neck.	Artema, DC.
Bifora, Hoffm.	<i>Corm</i> , Hoffm.	Astoma, DC.	Coriandruff, Hoffm.

ORDER XII. ARALIACEÆ. THE ARALIA TRIBE.

ARAMJB JUSS. *Gen.* 217. (1789). — ARALIACEÆ, A. Richard in *Dictionnaire Classique d'Histoire Naturelle*, 1. 506. (1822); *DC. Prodr.* 4. 251. (1830); *Bartling Ord. Nat* 237. (1830).

ESSENTIAL CHARACTER—*Calyx* superior, entire or toothed. *Petals* definite, 5 to 10, deciduous, valvate in aestivation, occasionally absent. *Stamens* equal in number to the petals or twice as many, arising from within the border of the calyx, and from without an epigynous disk. *Ovary* inferior, with more cells than 2; *ovules* solitary, pendulous; *styles* equal in number to the cells, sometimes connate; *stigmas* simple. *Fruit* succulent or dry, consisting of several 1-seeded cells. *Seeds* solitary, pendulous, adhering to the pericarp; *albumen* fleshy, having a minute *embryo* at the base, with its radicle pointing to the hilum.— *Trees, shrubs, or herbaceous plants*, with, in all respects, the habit of Umbelliferae.

ANOMALIES. *Adoxa* is apetalous, its petals being changed into an additional row of stamens.

AFFINITIES. Distinguished from Umbelliferae chiefly by their many-celled fruit and more shrubby habit; to which De Candolle adds their fleshy albumen with an embryo of nearly the same length. Very near Vitaceae, from which their inferior fruit, pendulous seeds and stamens alternate with the petals chiefly distinguish the plants of this order. Araliaceae are moreover connected with Caprifoliaceae through *Hedera*.

GEOGRAPHY. China, India, North America, and the Tropics of the New World, are the chief abodes of the species of this small order.

PROPERTIES. The Ginseng, which is the root of *Panax quinquefolium*, is much valued by the Chinese for its beneficial influence upon the nerves, and for other supposed properties. It is, however, discarded from European practice. *Ainslie*, 1. 154. There appears to be no reasonable doubt that the Ginseng has really an invigorating and stimulant power when fresh. The virtues that are ascribed to it by the Chinese, although perhaps imaginary to a great extent, are nevertheless founded upon a knowledge of its good effects; which, after the statements made by Father Jartoux, cannot reasonably be called in question. An aromatic gum resin is exuded by the bark of *Aralia umbellifera*, and others. *Aralia nudicaulis* is used in North America as a substitute for Sarsaparilla. The Ivy exudes a gum resin or peculiar principle, called Hederine, and the leaves are irritating. (*Royle*.J

GENERA.

<i>Adoxa</i> , L.	<i>Gilibertia</i> , R. et P.	<i>Sciodaphyllum</i> , P. Br.	<i>Paratropia</i> , Bl.
<i>Moschatellina</i> , TouT.	<i>Gastonia</i> , Comm.	<i>Actinophyllum</i> , R.	<i>Arthrophyllum</i> , Blum.
<i>Panax</i> , L.	<i>Polyscias</i> , Forst.	et P.	<i>Botryodendron</i> , Endl.
<i>Lussonia</i> , Thunb.	<i>Torriceilia</i> , DC.	<i>Hedera</i> , Swartz.	
<i>Maralia</i> , Pet. Thcu.	<i>Aralia</i> , L.	<i>Gynapteina</i> , Blum.	

ALLIANCE IV. GROSSALES.

ESSENTIAL CHARACTER.—*Flowers* never arranged in umbels. *Calyx* superior, epigynous disk, if present, not in several pieces. *Carpels* usually many seeded, with the seeds distinct from the pericarp, stem solid.

The three orders of which it is proposed to constitute this alliance are scattered through various parts of the system of De Candolle, and are associated with other orders, their supposed relationship to which it is difficult to comprehend, as for example Grossulaceae near Cactaceae, Escalloniactae by Saxifragaceae

and *Bruniaceae* near *Hamamelaceae*. The reader is referred to the observations under each order for such arguments as I have to advance for associating them, and stationing them here. It is to be expected that much more light will be thrown upon this subject by the future discovery of other genera.

ORDER. XIII. GROSSULACEÆ. THE CURRANT TRIBE.

GROSSULARIÆ, DC. *Fl. Fr.* 4. 406. (1804); *Kunth Nov. G. et Sp.* 6. 58. (1823); DC. *Prodr.* 3. 477. (1828); *Spach in Ann. sc. ser.2.tom. 4. p.* 16. (1835).—RIBESIÆ, Ach. *Rich. Bot. Med.* 2. 487. (1823).—GROSSULACEJÆ, *Mirb. Elem.* 2. 897. (1815); *Lindl. Synops.* 106. (1829).

ESSENTIAL CHARACTER.—*Calyx* superior, 4- or 5-parted, regular, coloured. *Petals* 5, minute, inserted in the throat of the calyx. *Stamens* 5, inserted alternately with the petals, very short. *Ovary* 1-celled, with 2 opposite parietal placentae; *ovules* numerous; *style* 2-3-4-cleft. *Berry* crowned with the remains of the flower, 1-celled; the cell filled with pulp. *Seeds* numerous, suspended among the pulp by long filiform cords; *testa* externally gelatinous, adhering firmly to the *albumen*, which is horny; *embryo* minute, excentric, with the *radicle* next the hilum.—*Shrubs*, either unarmed or spiny. *Leaves* alternate, lobed, with a plaited veneration. *Flowers* in axillary racemes, with bracts at their base, rarely unisexual.

AFFINITIES. Notwithstanding the great dissimilarity in the appearance of these plants and *Cactaceae*, the two orders were formerly confounded, and are still accounted by most writers conterminous, chiefly on account of their both having inferior pulpy fruit and parietal placentae, resemblances which are altogether those of analogy, and not of affinity. Von Martius, however, (*Conspectus*, no. 222,) abandons this view, and stations them somewhere between *Saxifragaceae* and *Onagraceae*, associating the former with *Francoaceae*. I cannot but think, however, that considering the strongly marked habit of *Grossulaceae*, and notwithstanding the similarity between the flowers of *Ribes speciosum* and *Fuchsia*, this order's true affinities are of another nature, and are best indicated by the excess of albumen in the seeds. *Berberaceae*, for example, may be considered *Grossulaceae* with superior fruit and peculiar anthers, and *Pittosporaceae* with their succulent fruit, and aromatic leaves are again little more than *Grossulaceae* with superior fruit having a central placenta and with undivided leaves; this latter character being diminished in importance by the fact of the lower leaves of *Sollya heterophylla* being serrated, which is the first tendency to separation into lobes, and by the decided although irregular lacerations of the leaves of at least one species of *Pittosporum* (*rhombifolium*). *Bursaria*, too, is spiny like *Ribes*.

GEOGRAPHY. Natives of the mountains, hills, woods, and thickets, of the temperate parts of Europe, Asia, and America, but unknown in Africa, the tropics of either hemisphere, or the South Sea Islands. In North America they are particularly abundant, and on the mountains of Northern India they contribute to give a European character to that remarkable region.

PROPERTIES. The properties of the Gooseberry and Currant are those of the generality of the order, except that in other species a mawkish or extremely acid taste is substituted for the refreshing and agreeable flavour of the former. Some are emetic; one is said to be intoxicating (*R. Inebrians*J. The black Currant, which is tonic and stimulant, has fragrant glands upon its leaves and flowers; these reservoirs are also found upon some other species. Malic acid exists in Currants and Gooseberries. *Turner*, 634.

GENERA.

Kibes, L.	<i>Botrycarpum</i> , Rich.	<i>Calobotrya</i> , Spach.	<i>Rebis</i> , Spach.
<i>Grossularia</i> , Tourn.	<i>Chrysobotrya</i> , Spach.	<i>Coreosma</i> , Spach.	

ORDER XIV. ESCALLONIACEÆ.

ESCALLONIEÆ, *R. Brown in Franklin's Voyage*, 76G. (1824.); *Aug. de St. H. Fl. Bras.* 3.92. (1833).—SAXIFRAGACEÆ § 1. *Escalloniaceæ*, *DC. Prodr.* 4. 2. (1830).

ESSENTIAL CHARACTER.—*Calyx* superior, 5-toothed. *Corolla* consisting of 5 petals, alternate with the segments of the calyx, from within which they arise, forming by their cohesion a tube, but finally separating from each other; aestivation imbricated. *Stamens* arising from the calyx, alternate with the petals; *anthers* bursting longitudinally. *Disk* conical, epigynous, plaited, surrounding the base of the style. *Ovary* inferior, usually 2-celled, with two large polyspermous placentae in the axis; *style* simple; *stigma* 2-lobed. *Fruit* capsular, 2-celled, surmounted by the persistent style and calyx, splitting by the separation of the cells at their base. *Seeds* very numerous and minute; with a transparent membranous integument; *embryo* minute, in a mass of oily *albumen*, its *radicle* opposite the hilum.—*Shrubs* with alternate, toothed, resinously glandular, exstipulate leaves, and axillary conspicuous flowers.

ANOMALIES. In *Escallonia canescens* the embryo is nearly as long as the albumen (*Aug. De St. H.*).

AFFINITIES. By De Candolle and others, these plants are either considered a section of Saxifragaceæ? or are placed in the immediate vicinity of that order; an opinion which is founded upon their inferior polyspermous fruit, composed of two carpels, their polypetalous flowers with a small number of stamens, and some similarity in their habit as compared with Cunoniaceæ, which are also often referred to Saxifragaceæ. By other writers they are contrasted with Ericaceæ and Vaccinaceæ, and I think for equally weighty reasons they might be placed near Melastomaceæ, with which their inferior fruit, polypetalous flowers, and the remarkable cup-shaped epigynous disk of *Escallonia* in some degree assimilate them. Brown, however, long since demonstrated the necessity of considering them closely allied to Grossulaceæ, from which, indeed, they are hardly known, except by their oily albumen, dry fruit with central placentae, and cohering petals. Of that order they must therefore of necessity follow the station. From Bruniaceæ they are known, firstly, by their broad leaves, lax inflorescence and larger flowers; and secondly, by their many-seeded fruit; but if we search for further points of difference, we shall hardly find them, for the epigynous disk of *Escallonia* does not appear to be universal in the order of that name, and the dicarpellary structure of the fruit, on account chiefly of which, and the final divergence of the styles, Escalloniaceæ are placed near or in Saxifragaceæ, affords an equally strong reason for placing Bruniaceæ in the same place. In short, Bruniaceæ appear to be a slightly developed form of Escalloniaceæ?.

GEOGRAPHY. All found in the temperate parts of the world, especially South America. In countries near the equator belonging to the west side of America, *Escallonias* grow at the prodigious elevation of 6,600 to 14,760 feet, and there with Oaks and Drymids, they form a vegetable region (*Humboldt J.* They are even found as far southward as the Straits of Magellan. (*A. de St. H.*) A few species of the order occur in the Isle of Bourbon, and the southern parts of Australia.

PROPERTIES. Unknown. Handsome shrubs, with evergreen leaves, which have often a powerful odour.

GENERA.

Escallonia, Mutis.	Forgesia, Comm.	Itea, L.	Pickeringia, Nutt.
<i>Streorylum</i> , R. et P.	<i>Defforgia</i> , Lam.	<i>Diconangia</i> , Mitch.	
Quintinia, A. DC.	Anopterus, La. Bill.	<i>Cedfela</i> , Lour.	

ORDER XV. BRUNIACEÆ.

BRUNIACEÆ, R. Brown in *Abel's China*, (1818); *DC. Prodr.* 2. 43. (1825); *Ad. Brongniart in Ann. des Sc. Nat.* (1826).

ESSENTIAL CHARACTER.—*Calyx* superior, 5-cleft, imbricated, occasionally nearly inferior. *Petals* alternate with the segments of the calyx, arising from its throat, imbricated. *Stamens* alternate with the petals, arising from the same point, or from a disk surrounding the ovary; *anthers* turned outwards, 2-celled, bursting longitudinally. *Ovary* half inferior, with from 1 to 3 cells, in each of which there is from 1 to 2 suspended collateral ovules; sometimes 1-celled from the abortion of carpels, or that of the dissepiments; *style* simple or bifid; *stigma* simple. *Fruit* dicocous or indehiscent, 2- or 1-celled, crowned by the persistent calyx. *Seeds* solitary or in pairs, suspended, sometimes with a short aril; *albumen* fleshy; *embryo* minute at the base of the seed, with a conical radicle, and short fleshy cotyledons.—Branched, heath-like *shrubs*. *Leaves* small, imbricated, rigid, entire, with a callosous point. *Flowers* small, capitate, or panicled, or even terminal, and solitary; either naked, or with large involucre bracts.

ANOMALIES. *Berzelia* has a single carpel. *Raspailia* has the ovary superior.

AFFINITIES. These appear to be most immediate with the last order, which see. *Moesslera* (which is *Tittmannia* of Brong.) has an ovary which seems in a state of transition to *Grossulaceae*. According to Brown, the order is nearly allied to *Hamamelaceae*, which are known by their habit, stipules, and deciduous valves of the anthers, and also by their valvate sepals and petals. *Brongniart* indicates an affinity with *Myrtaceae* through *Imbricaria*, which is very nearly constructed as true *Bruniaceae*, but has the stamens opposite the petals, and dotted leaves. He also considers that *Cornaceae* bear them much real affinity, and he even contrasts them with *Umbelliferae*, to which they no doubt approximate very nearly. The genus *Raspailia* is remarkable for having the stamens arising from the top of a superior ovary! and *Thamnea* is perhaps a solitary instance of a 1-celled ovary with the ovules adhering to a central columnar axis.

GEOGRAPHY. All found at the Cape of Good Hope, with the exception of a single species inhabiting Madagascar.

PROPERTIES. Unknown.

GENERA.

<i>Berzelia</i> , Brongn.	<i>Levisanus</i> , Schreb.	<i>Linconia</i> , L.	<i>Moesslera</i> , Rchb.
<i>Brunia</i> , L.	<i>Astrocoma</i> , Neck.	<i>Audouinia</i> , Brongn.	<i>Tittmannia</i> , Brongn.
<i>Raspailia</i> , Brongn.	<i>Berardia</i> , Brongn.	<i>Pavinda</i> , Thunb.	<i>Thamnea</i> , Soland.
<i>Staavia</i> , Thunb.	<i>Gravenhorstia</i> , N. ab E. (4.)		

ALLIANCE V. BERBERALES.

ESSENTIAL CHARACTER.—*Anthers* bursting by recurved valves.

This simple character is so remarkable that it seems in all cases, as far as we at present know, to form of itself an important mark of distinction. It may however prove, as many another has already proved, less valuable than is sup-

po~~s~~ In that case the alliance would possibly have to be combined with either Anonales or Ranunculaceae. At present I know no more of its affinities than is stated under the order itself and Grossulaceae.

ORDER XVI. BERBERACEAE.* THE BERBERRY TRIBE.

BERBERACEAE, *Vent. Tall.* 3. 83. (1799); *DC. Syst.* 2. 1. (1821); *Prodr.* 1. 105. (1824); *Lindl. Synops.* 14. (1829.)

ESSENTIAL CHARACTER.—*Sepals* 3-4-6, deciduous, in a double row, surrounded externally by petaloid scales. *Petals* hypogynous, either equal to the sepals in number, and opposite to them, or twice as many, sometimes with an appendage at the base in the inside. *Stamens* equal in number to the petals, and opposite to them; *anthers* generally with two separated cells, opening elastically with a valve from the bottom to the top. *Ovary* solitary, 1-celled; *style* rather lateral; *stigma* orbicular. *Fruit* berried or capsular. *Seeds* attached to the bottom of the cell on one side, 1, 2, or 3; *albumen* between fleshy and corneous; *embryo* minute, occasionally as long as the axis of the albumen.—*Shrubs* or *herbaceous perennial* plants, for the most part smooth. *Leaves* alternate, compound, usually without *stipules*.

AFFINITIES. Botanists appear of one opinion*in considering Menispermaceae the nearest order to this, agreeing in having the stamens opposite the petals, the floral envelopes regularly imbricated, 3 or 4 in each row, never 5, the fruit usually baccate, and fleshy albumen. These, however, differ in their habit, the separation of the sexes in distinct flowers, and the presence of several distinct carpels, while in Berberaceae there is never more than one,—which is perfectly simple, as is demonstrated by the position of the placentae, the single style, &c. I am, however, of opinion that under all circumstances Menispermaceae must go to Incomplete, and that consequently the supposed relationship of Menispermaceae is more slight than is believed. (See that order hereafter.) The true affinity of Berberaceae appears to be on the one hand with Grossulaceae, with which the genus *Berberis* agrees even in habit, and on the other hand with Umbelliferae, through the section Nandinese. This latter differs exceedingly in habit from the section Berberideae, and shows of how little real value external form is in determining affinities. In its pouched petals, and general appearance, the section Nandinese may be compared to Fumariaceae. With Podophylleae the order is connected through *Leontice* and *Diphylleia*, which have a near relation to *Jeffersonia* and *Podophyllum* itself. In the singular structure of their anthers there is a striking analogy with Lauraceae, Atherospermaceae, and Hamamelaceae, orders not otherwise akin to Berberaceae. *Leontice thalictroides* offers one of the few instances of seeds being absolutely naked, that is to say, not covered by any integument originating in the Pericarp. In this plant the ovary is ruptured in an early state by the expansion of the ovule, which, having been impregnated, continues to grow, and ultimately arrives at maturity, although deprived of its pericarpial covering. The spines of the common Berberry are a curious state of leaf, in which the parenchyma is displaced, and the ribs have become indurated. They, as well as all the simple leaves of the other species, are articulated with the petiole, and are therefore compound leaves reduced to a single foliole; whence the supposed genus *Mahonia* does not differ essentially from *Berberis* in foliage any more than in fructification. Berberaceae are related to Anonaceae through the genus *Bocagea*; their ovary is described as being sometimes strikingly like that of *Davilla* in Dilleniaceae. (*Fl. Bras.* 1. 47.) Aug. de St. Hilaire remarks, that the opposition of the stamens to the petals, and the erect ovules,

place them in alliance with Vitaceae. *FL Bras.* 1' 47. Some of the ^{pi}Lted species of *Berberis* have stipules.

GEOGRAPHY. Natives of mountainous places in the temperate parts of the northern hemisphere, and of South America as far as the Straits of Magellan; none in Africa, Australasia, or the South Sea islands. *DC.*

PROPERTIES. The berries of *Berberis vulgaris* and other species are acid and astringent, and form with sugar an agreeable refreshing preserve. Their acid is the oxalic. (Malic, *Royle.*) The stem and bark of the Berberry are excessively astringent, and are employed for that reason by dyers. *DC.* The root yields a yellow dye. *A. Rich.*

GENERA.

§ 1. BERBERIDEJE.	§ 2. NANDINE*..	Achlys, DC.	Aceranthus, Morren.
<i>Berberis</i> , L.	<i>Epimedium</i> , L.	<i>Caulophyllum</i> , Michx.	<i>Vancouveria</i> , Morren.
<i>Mahonia</i> , Nutt.	<i>Nandina</i> , Thunb.	<i>Diphylleja</i> , Michx.	<i>Bongardia</i> , Meyer.
	<i>Leontice</i> , L.		

ALLIANCI VI. *PITTOSPORALES.*

ESSENTIAL CHARACTER.—*Carpels* all combined completely into a solid ovary, with a single style. *Placenta* central. *Stamens* never epigynous.

This is undoubtedly the weakest part of the albuminous group, and will in all probability be entirely altered by the discovery of other plants. In the meanwhile, on the one hand, the affinity of Vitaceae with Umbelliferae is unquestioned and unquestionable; and I think that few persons can be found to doubt that Sarraceniaceae are in close alliance with Papaveraceae, or Francoaceae with Ranunculaceae, or Pittosporaceae with Dilleniaceae through Cheiranthera. With regard to the mutual relation of the natural orders grouped under this alliance, I must confess that, with the exception of Vitaceae and Pittosporaceae, about which I entertain no doubt, the others are too little known by me, and probably too little investigated by others, to enable any one to form a correct opinion about them. But I no more perceive the resemblance of Olacaceae to Sapotaceae, Aquilariaceae, or Aurantiaceae, and of Francoaceae to Crassulaceae, or Saxifragaceae, than to those plants with which they are here associated; and certain it is that Francoaceae are *at least* as near Ranunculaceae as any of the orders to which they have been before compared.

ORDER XVII. VITACEJE. THE VINE TRIBE.

VITES, *Juss. Gen.* 267. (1789).—SARMENTACEJE, *Vent. Tabl.* 3. 167. (1799).—VINIFERJE, *Juss. Mem. Mus.* 3. 444*. (1817). — AMPELIDEJE, *Kunth in Humboldt, N. G. et Sp.* 5. 223. (1821); *DC. Prodr.* 1. 627. (1824).—LEEACEJE, *Bartling Ord. Nat.* p. 354. (1830). *Martins Conspectus*, No. 148. (1835.)

ESSENTIAL CHARACTER.—*Calyx* small, nearly entire at the edge. *Petals* 4 or 5, inserted on the outside of a disk surrounding the ovary; in aestivation turned inwards at the edge, in a valvate manner, and often inflected at the point. *Stamens* equal in number to the petals, and opposite them, inserted upon the disk, sometimes sterile by abortion; *filaments* distinct, or slightly cohering at the base; *anthers* ovate, versatile. *Ovary* superior, 2-celled; *style* 1, very short; *stigma* simple; *ovules* erect, definite. *Berry* round, often by abortion 1-celled, pulpy. *Seeds* 4 or 5, or fewer by abortion, bony, erect; *albumen*

hard; ^mbryo erect, about one half the length of the albumen; *radicle* taper; *cotyledons* lanceolate, plano-convex.—Scrambling, climbing *shrubs*, with tumid separable joints. *Leaves* with stipules at the base, the lower opposite, the upper alternate, simple or compound. *Peduncles* racemose, sometimes by abortion changing to tendrils often opposite the leaves. *Flowers* small green.

AFFINITIES. If *Vitis* is compared with *Aralia racemosa*, the close relationship of this order to Umbellales will be too obvious to be mistaken. Suppose that *Aralia racemosa* had an inferior calyx, erect ovules, with stamens opposite the petals, and it would be a *Vitis*. A remarkable character in Umbelliferae is their petals turned inwards at the points; this occurs also in *Ampelopsis quinquefolia*; in foliation there is no material difference between them, and even a trace of similarity between the sensible properties of Vitaceae and Umbelliferae may be perceived in the acrid berries of some species of *Cissus*. The propriety of placing *Leea* along with Vitaceae has been questioned, and that plant has either been referred absolutely to Meliaceae, or erected into a distinct order, as by von Martius. Adrien de Jussieu has, however, in his Dissertation upon Meliaceae, satisfactorily shewn (p. 33) that the genus ought not to be divided from Vitaceae. The tumid joints, which separate from each other by an articulation, along with the many other points of agreement in their fructification, approximate the order to Geraniaceae; the habit and inflorescence to Caprifoliaceae, through *Hedera*. The tendrils of the order are the branches of inflorescence, the flowers of which are abortive. A singular variety of *Vitis vinifera*, with capsular fruit and loculicidal dehiscence, is described in the *Linnaea*, 5. 493.

GEOGRAPHY. Inhabitants of woods in the milder and hotter parts of both hemispheres, especially in the East Indies.

PROPERTIES. Acid leaves, and a fruit? like that of the common grape, is the usual character of the order. The sap or tears of the vine are a popular remedy in France for chronic ophthalmia, but they are of little value. The leaves, on account of their astringency, are sometimes used in diarrhoea. But the dried fruit and wine are the really important products of the grape; products which are, however, yielded by no other of the order, if we except the Fox-grapes of North America, which scarcely deserve to be excepted. The acid of the grape is chiefly the tartaric; malic acid, however, exists in them. The sugar contained in grapes differs slightly from common sugar in composition, containing a smaller quantity of carbon. *Turner*, 682. The leaves of *Cissus cordata* and *C. setosa* are described as being acrid and useful in bringing indolent tumours to suppuration. The berries of the latter are also acrid, as indeed are those of some other species. *Royle*, §c.

GENERA.

<i>Cissus</i> , L.	<i>Vitis</i> , L.	<i>Leea</i> , L.	? <i>Geruma</i> , Forsk.
<i>Saslanthus</i> , Forsk.	<i>Pterisanthes</i> , Bl.	<i>Aquilicia</i> , L.	
<i>Ampelis</i> , Mich.		<i>Otilis</i> , Gaertn.	

ORDER XVIII. PITTOSPORACEJE.

PITTOSPORACEJE, *R. Broum in Flindef's Voyage*, 2. 542. (1814); *DC. Prodr.* 1. 345. (1824); *Ach. Rich. in Diet. Class* 13. 643. (1828).

ESSENTIAL CHARACTER.—*Sepals* 5, deciduous, either distinct or partially cohering; *estivation* imbricated. *Petals* 5, hypogynous, sometimes slightly cohering; *estivation* imbricated. *Stamens* 5, hypogynous, distinct, alternate with the petals. *Orary* single, distinct, with the cells or the placentae 2 or 5 in number, and many-seeded; *style* 1; *stigmas*

equal in number to the placentae. *Fruit* capsular or berried, with many-seeded cells* which are sometimes incomplete. *Seeds* often covered with a glutinous or resinous pulp; *embryo* minute, near the hilum, lying in fleshy *albumen*; *radicle* rather long; *cotyledons* very short.—*Trees* or *shrubs*. *Leaves* simple, alternate, without stipules, usually entire. *Flowers* terminal or axillary, sometimes polygamous.

AFFINITIES. Brown, in establishing this as an order, remarks that it is widely different from Rhamnaceae or Celastraceae, but without pointing out its real affinity; De Candolle places it between Polygalaceae and Frankeniaceae; according to Achille Richard, the order is very near Rutaceae, to which he thinks it allied by a crowd of characters. The great mass of albumen in the seeds, the minute embryo, the general accordance of the flowers with the structure of Vitaceae, which is further established by the succulent fruit and climbing habit of *Billardiera*, seem to place Pittosporaceae here. As to Dilleniaceae, the declinate stamens and general habit of *Cheiranthra* form a transition from Pittosporaceae to that order, at once of the most curious and the most satisfactory kind.

GEOGRAPHY. Chiefly New Holland plants. A few are found in Africa and the adjacent islands, and one in Nipal. Brown remarks that *Pittosporum* itself has been found not only in New Holland, but also in New Zealand, Norfolk Island, the Society and Sandwich Islands, the Moluccas, China, Japan, and even Madeira. *Flinders*, 542.

PROPERTIES. The wood of *Senacia undulata* is handsomely veined, whence it is called in the Mauritius *Bois de jolt' cceur*. DC. The berries of *Billardiera* are eatable; but they have a resinous odour, and a bitter subacid taste. The bark of *Pittosporum Tobira* has a resinous smell.

GENERA.

<i>Billardiera</i> , Sm.	<i>Sollya</i> , Lindl.	<i>Bursaria</i> , Cav.	<i>Senacia</i> , Comm.
<i>Pittosporum</i> , Banks.	<i>Cheiranthra</i> , A. C.	<i>Itea</i> , Andr.	

ORDER XIX. OLACACEÆ.

OLACINEJÆ, *Mirb. Bull. Philom. n. 75.377.* (1813); *DC. Prodr. 1. 531.* (1824); *Bartl. Ord. Nat. p. 423.* (1830.)

ESSENTIAL CHARACTER.—*Calyx* small, entire, or slightly toothed, finally becoming, in many cases, enlarged. *Petals* definite, hypogynous, valvate in aestivation, either altogether separate, or cohering in pairs by the intervention of stamens. *Stamens* definite, part fertile, part sterile; the former varying in number from 3 to 10, hypogynous, usually cohering with the petals, and alternate with them; the latter opposite the petals, to which they in part adhere, their upper end resembling an appendage; *filaments* compressed; *anthers* innate, oblong, 2-celled, bursting longitudinally. *Ovary* superior, 1-celled, with 3 ovules pendulous from the top of a central column or placenta. *R. Br.* *Style* filiform; *stigma* simple. *Fruit* somewhat drupaceous, indehiscent, frequently surrounded by the enlarged calyx, 1-celled, 1-seeded. *Seed* pendulous; *albumen* firm, fleshy; *embryo* small, in the base of albumen, its *radicle* near the hilum.—*Trees* or *shrubs* often spiny. *Leaves* simple, alternate, entire, without stipules; occasionally altogether wanting (rarely compound). *Flowers* small, axillary, often fragrant.

AFFINITIES., De Candolle places this order near Aurantiaceae, with which it agrees in many respects, differing, however, in the structure of the ovary, the want of a disk, the unsymmetrical flowers, &c. Jussieu, on the contrary regards its affinity as the strongest with Sapotaceae, considering the corolla as monopetalous. Brown considers the order nearly akin to Santalaceae. In reality its affinities are extremely uncertain. The probability is in favour of its

being stationed near Aurantiaceae; but then its seed with a minute embryo in the base of fleshy albumen, indicates a totally different relationship. It is, however, to be remarked that Brown ascribes to *Olax* a cylindrical embryo in the axis of the albumen, but Roxburgh, and Wight, and Arnott, deny this, ascribing, however, that structure to their *Ximenia ? olacioides*.

GEOGRAPHY. A small order, consisting of tropical or nearly tropical shrubs, chiefly found in the East Indies, New Holland, and Africa. One only is known in the West Indies. None have been described from any part of South America, south of Dutch Guiana.

PROPERTIES. The wood of *Heisteria coccinea* is the Partridge wood of the cabinet-makers. The drupes of *Ximenia americana* have a sweet aromatic taste, but a little rough to the palate. They are eaten in Senegal.' The flowers are very sweet. The pulp of the fruit of *Balanites aegyptiaca* when unripe is very purgative, acid, and extremely bitter; but it becomes pleasant and eatable when ripe. *Fl. Seneg.* 1. 104.

GENERA.

<i>Olax</i>, L.	<i>Heisteria</i> , L.	<i>Pseudaleia</i> , Pet. Thou.	<i>Platea</i> , Bl.
<i>Roxburghia</i> , Kön.	? <i>Balanites</i> , Del.	<i>Pseudaleioides</i> , Pet. Th.	<i>Stemonurus</i> , Bl.
<i>Spermaxyrum</i> , La B.	<i>Ximenia</i> , L.	? <i>Opilia</i> , Roxb.	<i>Gomphandra</i> , Wall. (5)
<i>Fissilia</i> , Commers.	<i>Heymassoli</i> , Aubl.	<i>Groutia</i> , Guillem.	—
			<i>Icacina</i> , Adr. J.

ORDER XX. FRANCOACEJE.

GALACINEJE, *Don in Edinb. New Phil. Journ.* Oct. 1828. *Ed. Pr. No.* 146 (1830).—
FRANCOACEJE, *Ad. de Juss. Ann. Sc. Nat.* 25. 9. (1832); *Lindl. in Bot. Reg. fol.* 1645. (1834); *Key to Bot.* 47. (1835.)

ESSENTIAL CHARACTER.—*Calyx* deeply four-cleft. *Petals* 4, inserted near the base of the calyx. *Stamens* subhypogynous, four times as numerous as the petals, alternately rudimentary. *Ovary* superior, with 4 cells opposite the petals; *ovules* numerous; *stigma* 4-lobed sessile. *Capsule* membranous, 4-valved, with a loculicidal, or septicidal dehiscence. *Seeds* numerous, minute, with a minute *embryo* in the base of fleshy albumen.—
 Stemless *Herbaceous* plants with lobed or pinnated leaves, without stipules. *Stems* scape-like with a racemose inflorescence. *Petals* persistent for a long time.

AFFINITIES. Near Saxifragaceae according to Don, Rosaceae in the opinion of De Candolle, Crassulaceae according to Adrien de Jussieu and Hooker. It is true, that looking to the separation of the carpels of *Francoa* when ripe, and the abortive stamens a case in favour of the approximation of the order to Crassulaceae may seem to be made out; but then *Tetilla* does not separate its carpels, but divides them through the bark; and moreover, there is no resemblance either in habit or in proportionals of the flowers, or in the structure of the fruit, or in the organization of the seeds between that order and Francoaceae. It will probably turn out that the real affinity of these plants is with *Dionsea*, which chiefly differs in its unilocular fruit, and the want of sterile stamens. Its seeds are absolutely the same in all essential respects, and I do not know that there would be any thing unnatural in actually associating that remarkable genus with this order. It is probable that *Galax* belongs in reality to Pyrolaceae (*Ad. de J.J.*, and consequently the order Galacinese is abolished.

GEOGRAPHY. Found in the temperate parts of South America.

PROPERTIES. Unknown.

GENERA.

Francoa, Cav.
Tetilla, DC.
Dimorphopetalum, Bert.

ORDER XXL SARRACENIACEÆ.

SARRACENIÆ, *Turpin in Diet, des Sc. c. ic. (?)*; *De la Pylaie in Ann. Linn. Par. 6. 388. t. 13. (1827)*; *Hooker Fl. Boreal. Am. p. 33. (1829)*.

ESSENTIAL CHARACTER.—*Sepals 5*, persistent, often having a 3-leaved involucre on the outside; (*Estivation imbricate*. *Petals 5*, hypogynous, unguiculate, concave. *Stamens* indefinite, hypogynous; *anthers* oblong, adnate, 2-celled, bursting internally and longitudinally. *Ovary* superior, 5-celled, with polyspermous placentae in the axis; *style* single; *stigma* much dilated, peltate, with 5 angles. *Capsule* crowned by the persistent stigma, with 5 cells and 5 loculicidal valves. *Seeds* very numerous, minute, slightly waitied, covering 5 large placentae, which project from the axis into the cavity of the cells; *albumen* abundant; *embryo* cylindrical lying near the base of the seed, with the *radicle* turned to the *hilum*.—*Herbaceous* perennial plants, living in bogs. *Roots* fibrous. *Leaves* radical, with a hollow urn-shaped petiole, at the apex of which is articulated the lamina, which covers the petiole like a lid. *Scapes* each having one large flower, of a more or less herbaceous colour.

AFFINITIES. These are not well made out. It is usual to refer *Sarracenia* to the vicinity of *Papaveraceae*, on account of its remarkably dilated stigma, which is compared to that of *Papaver*, its indefinite stamens and small embryo lying at the base of copious albumen; and there can be no doubt that these points of resemblance are important. But I believe it is also akin to that order, whatever it may be, which shall finally comprehend *Dionaea*. With this genus no one has suspected the analogy of *Sarracenia*; a circumstance which has arisen, I presume, chiefly from attention having been turned to the fructification rather than the vegetation of those genera. If we compare the foliage of *Dionaea* with that of *Sarracenia*, we shall find that the pitcher of the latter is represented by the dilated footstalk of the former, which only requires its margins to cohere to be identical with it, and that the lid of the pitcher of the latter is analogous to the irritable lamina of the former. In both genera the stamens are hypogynous; both have a single stigma, which in *Sarracenia* is petaloid, in *Dionaea* is merely fringed; both have an embryo lying at the base of copious albumen, and both have polyspermous placentae. In the internal arrangement of the fruit the two genera are dissimilar; but the differences depend upon peculiar modifications of structure, which cannot be considered to affect affinities otherwise so strongly indicated. In the remarkable structure of the leaves this order agrees with *Nepenthaceae* and *Cephalotaceae*.

GEOGRAPHY. The species are exclusively confined to the bogs of North America.

PROPERTIES. Unknown.

GENUS.

Sarracenia, L.

GROUP II. *Epistrophe*.

ESSENTIAL CHARACTER.—*Ovary* inferior, usually having an epigynous disk. *Seeds* not having a disproportionate quantity of albumen.

That all the orders comprehended in this group are really connected by some common character, can hardly be doubted by any one. The third and fourth, and especially the fifth and sixth alliances, are imperfect, and will, no doubt, be more correctly limited when more forms that shall be referable to them have been discovered; but in the mean while *Cornales* joins *Myrtales* by *Rhizophoraceae?* and *Loranthaceae?*, or *Alangiaceae?* and *Hamamelaceae?*; *Cucurbi-*

tales Onagrales, and Myrtales by Loasaceae, and Ficoidales by Cactaceae, while as will be shown in the proper place, they also touch very closely upon Begoniales by Cucurbitaceae. With regard to the external relations of this group it seems to be connected with the Syncarpous group by way of Melastoma and Lythraceae; with the Albuminous group, through Myrtales, on the one hand, which touch Eupomatia, and Cactaceae on the other which approximate to Grossulaceae. A more distant, but at the same time a striking affinity is to be traced between Epigynose and Monopetalous Dicotyledons, if we compare certain Melastomaceae with Gentianaceae.

The principal exceptions to the character of this group occur, firstly, in Legnotidese, of which very little is at present known, and, secondly, in Melastomaceae and Myrtaceae, some of which have their ovary nearly superior. The Syncarpous fruit with no tendency to separate into carpels, appears a certain mark by which the group may be known from such orders as Rosaces or Saxifragaceae, in which the ovary is sometimes partly inferior.

ALLIANCE I. ONAGRALES.

ESSENTIAL CHARACTER.—*Estivation* not valvate. *Placenta* central. Every part of the flower some regular multiple of two. In most cases *herbaceous* plants.

As this alliance contains but one order, observations upon it will be in a great measure confined to that order. It might perhaps be combined with the next alliance, but its general tendency to form its flowers upon a perfectly dimerous plan, seems to point it out as something more different from Myrtales than the orders of Myrtales are from each other. It is to be remarked that when the number four (or twice two) appears in Myrtales, it is not uniformly preserved through all the parts of the flower, but is departed from in the stamens, or the pistil, or in some organ or other.

ORDER XXII. ONAGRACEAE, THE EVENING PRIMROSE TRIBE.

ONAGRACEAE, *JUSS. Gen.* 317. (1789).—EPILOBIACEAE, *Vent. Tabl.* 3. 307. (1799); *Martius Conspectus*, No. 230. (1835).—ONAGRARIJE, *Juss. Ann. Mus.* 3. 315. (1804) *in part.*; *DC. Prodr.* 3. 35. (1828); *Lindl. Synops.* 107. (1829); *Bartl. Ord. Nat.* 318. (1830).

ESSENTIAL CHARACTER.—*Calyx* superior, tubular, with the limb 4-lobed; the lobes cohering in various degrees, with a valvate aestivation. *Petals* generally equal in number to the lobes of the calyx, into the throat of which they are inserted, regular, with a twisted aestivation. *Stamens* four or eight inserted into the calyx; *filaments* distinct; *pollen* triangular, usually cohering by threads. *Ovary* of several cells, generally crowned by a disk; *style* filiform; *stigma* either capitate or 4-lobed. *Fruit* baccate or capsular, many-seeded, with 4 cells. *Seeds* numerous, without *albumen*; *embryo* straight; *radicle* long and taper; *cotyledons* very short.—*Herbaceous* plants or *shrubs*. *Leaves* alternate or opposite, simple, entire or toothed. *Flowers* red, purple, white, blue, or yellow, axillary, or terminal.

ANOMALIES.—*Lopezia* has but one stamen, and is altogether an irregular genus.

AFFINITIES. The above character applies only to the genuine forms of Onagraceae, which are certainly known from the plants that are otherwise near them, by the regular prevalence of the number 4 in the whole of the parts of fructification. From Lythraceae they are separated by their inferior fruit, and from Myrtaceae, to which they approach through *Fuchsia*, by the absence of pellucid

dots and their definite stamens. Philadelphaceae are distinguished by their kwlyandrous flowers, &c. The obscure character of the radicle of the embryo TO Onagraceae being unusually long, has been relied on by some as a characteristic mark of the order. I formerly considered Hydrocaryes, Circaeae, and Haloragese, as so many distinct orders; but upon a careful review of all the bearings of the question, I incline to believe that these little assemblages of genera, are mere forms or degenerations of Onagraceae.

GEOGRAPHY. Chiefly natives of the temperate parts of the world, and especially of America: a good many are found in India, and a large number in Europe. In Africa they are scarcer, being mostly confined to the Cape, and to a few Jussiaeas inhabiting other parts of that continent.

PROPERTIES. Few, or unknown. *Cenothera biennis* is cultivated for the sake of its eatable roots; and the leaves of *Jussiaea peruviana* form an emollient poultice. DC.

GENERA.

§ 1. MONTINIE/E, DC.	Skinnera, Font.	Chamamerion, Tourn.	Isnardia, L.
Montinia, L.	§ 3. ONAGREJE, DC.	Zauschneria, Presl.	Dantia, Thouars.
Hauya, Mo9. et Sess.	(<i>Enothera</i> , L.	§ 4. JUSSIEJE, DC.	Lopezia, Cav.
§ 2. FUCHSIEJE, DC.	Heterostemon, Nutt.	Jussisca, L.	Pisaura, Bonat.
Fuchsia, Pl.	Gayophytum, A. deJ.	Prieurea, DC.	—
<i>Quelusia</i> , Vandell.	Clarkia, Ph.	Vanhallia, Schult.	Onosuris, Raf.
<i>Dorvalia</i> , Comm.	Gaura, L.	<i>Ceramium</i> , Bl.	<i>Camisonia</i> , Lk.
<i>Nahusia</i> , Schneev.	Epilobium, L.	Ludwigia, L.	Pleurostemon, Raf.
			<i>Pleurandra</i> , Raf.

The following sub-orders are probably degenerations of Onagraceae.

SUB-ORDER. CIROEEiE.

CIRCEACEAE, Lindl. *Synops.* p. 109. (1829); *Martins Conspectus*, No. 229. (1835).

ESSENTIAL CHARACTER.—*Calyx* superior, deciduous, tubular, with a two-parted limb. *Petals* 2, alternate with the lobes of the calyx. *Stamens* 2, alternate with the petals, inserted into the calyx. *Disk* large, cup-shaped, filling up the whole of the tube of the calyx, and projecting beyond it. *Ovary* 2-celled, with an erect ovule in each cell; *style* simple, arising out of the disk; *stigma* emarginate. *Fruit* 2-celled, 2 valved, 2 seeded. *Seeds* solitary, erect: *albumen* none; *embryo* erect; *radicle* short, inferior. — *Herbaceous* plants. *Leaves* opposite, toothed, stalked. *Flowers* in terminal and lateral racemes, covered with uncinat hairs.

AFFINITIES. These plants differ from true Onagraceae in their large fleshy disk, which fills up the tube of the calyx, in the solitary erect ovules, and in the binary division of the flower. They may be considered as Onagraceae deprived of half their parts; their relation to Lopezia is very close.

GEOGRAPHY. Natives of the northern parts of the world, inhabiting groves and thickets.

PROPERTIES. Unknown.

GENUS.

Circaea, L.

SUB-ORDER. HYDROCARYES.

HYDROCARYES, Link *Enum. Hort. Ber.* 1.141. (1821); *Martins Conspectus*, No. 231. (1835).
—ONAGRARIJE, § Hydrocaryes, DC. *Prodr.* 3. 63. (1828).

ESSENTIAL CHARACTER.—*Calyx* superior, 4-parted. *Petals* 4, arising from the throat of the calyx. *Stamens* 4, alternate with the last. *Ovary* 2-celled; *ovules* solitary, pendu-

ous; *style* filiform, thickened at the base; *stigma* capitate. *Fruit* hard, indehiscent, 1-celled, 1-seeded, crowned by the indurated segments of the calyx. *Seed* solitary, large, pendulous; *albumen* none; *cotyledons* 2, very unequal.—*Floating* plants. *Lower leaves* opposite, upper alternate; those under water cut into capillary segments; *petioles* tumid in the middle. *Flowers* small, axillary.

AFFINITIES. From true Onagraceae these plants are distinguished by their solitary pendulous ovules; from Haloragese, by their very large seeds with unequal cotyledons, developed calyx, and want of albumen; agreeing with them, especially with Myriophyllum, in habit.

GEOGRAPHY. Found in the south of Europe, the East Indies, and China.

PROPERTIES. The great seeds of *Trapa* are sweet and eatable. Those of *T. bispinosa* form an extensive article of cultivation in Cashmere and other parts of the East, where they are a common food, under the name of Singhara nuts.

GENUS.

Trapa, L.
Tribuloides, Tourn.

SUB-ORDER. HALORAGEJE.

HALORAGEJE, *R. Brown in Flinders*, 17. (1814); *DC. Prodr.* 3. 65. (1828); *Lindl. Synops.* 110. (1829); *Bartl. Ord. Nat.* 314. (1830); *Martius Conspectus*, No. 228 (1835).—HYGROBIEJK, *Rich. Anal. Fr.* (1808).—HIPPURIDEJE, *Link Enum.* 1.5. (1821) *handb.* 1. 288. (1829).—CERCODIANJE, *JUSS. Did. Sc. Nat.* (1817).

ESSENTIAL CHARACTER.—*Calyx* superior, with a minute limb. *Petals* minute, inserted into the summit of the calyx, or wanting. *Stamens* inserted in the same place, equal in number to the petals, or occasionally fewer. *Ovary* adhering inseparably to the calyx, with 1 or more cells; *style* none; *stigmas* equal in number to the cells, papulose, or pencil-formed; *ovules* pendulous. *Fruit* dry, indehiscent, membranous, or bony, with 1 or more cells. *Seeds* solitary, pendulous; *albumen* fleshy; *embryo* straight, in the axis; *radicle* superior, long and taper; *cotyledons* minute.—*Herbaceous* plants or *under-shrubs*, often growing in wet places. *Leaves* either alternate, opposite, or whorled. *Flowers* axillary, sessile, occasionally monoecious or dioecious.

AFFINITIES. Placed by Link among Monocotyledons, but inseparable from Dicotyledons, and apparently a degeneration or imperfect form of Onagraceae, from which the minute calyx and albuminous solitary pendulous seeds chiefly distinguish them. The presence or absence of albumen when it is only deposited in small quantities, is a character of much less importance than was once supposed; and the pendulous ovules will hardly be allowed much value by themselves. Among other evidences of these being merely an imperfect form of Onagraceae, may be adduced the general reduction in size of all the parts, and the occasional want of petals. Callitrichaceae, although placed among Haloragese, seems to be referred by the uchlamydeous flowers to Imperfectae. See order 142.

GEOGRAPHY. Damp places, ditches, and slow streams, in Europe, North America, southern Africa, Japan, China, New Holland, and the South Sea Islands, are the resort of this order.

PROPERTIES. Of no importance.

GENERA.

Myriophyllum, L.	Mejonectes, R. Br.	Swpicula, L.	Riesenbachia, Presl.
<i>Phtholjium</i> , Nutt.	Cercodia, Murr.	<i>Laurebergia</i> , Berg.?	Spondylantha, Presl.
<i>Funhid</i> , Rafin.	Haloragis, Forst.	Hippuris, L.	Gongylocarpus, Schlec.
<i>Perpinaca</i> , L.	Gonocoryus, Thunb.	<i>Limnopeuce</i> , Vaill.	
<i>Arctis</i> , Mitch.	Gonatocarpus, W.		

ALLIANCE II. MYRTALES.

ESSENTIAL CHARACTER.—*Estivation* not valvate. *Placenta* occupying the centre of the fruit. Parts of the flower not a regular multiple of any number throughout. In most cases shrubby plants or trees.

This alliance is connected with the last through Myrtales, some of which approach the genus *Fuchsia*, and with Cucurbitales by way of Cactaceae, which are in some respects succulent Myrtaceae. The relation of Myrtales to Cornales is less obvious; but at the same time it does not appear that the orders comprehended under the latter alliance are nearer to any other polypetalous plants. The transition probably occurs between Alangiaceae and Hamamelaceae.

ORDER XXIII. COMBRETACEÆ. THE MYROBALAN TRIBE.

COMBRETACEA, *R. Brown Prodr.* 351. (1810), *incidentally without a character; in Flanders*, 2. 548. (1814); *A. Rich. Diet. Class.* 4. 353. (1823); *DC. Prod.* 3. 9. (1828); *Memoire* (1828); *Bartl. Ord. Nat.* p. 322. (1830); *Martins Conspectus*, No. 177. (1835).—MYROBOLANEJE, *Juss. Dict. 8c. Nat.* 31. 458. (1824.)

ESSENTIAL CHARACTER.—*Calyx* superior, with a 4- or 5-lobed deciduous limb. *Petals* arising from the orifice of the calyx, alternate with the lobes; sometimes wanting. *Stamens* arising from the same part, twice as many as the segments of the calyx, very rarely equal to them in number, or 3 times as many; *filaments* distinct, subulate; *anthers* 2-celled, bunting longitudinally. *Ovary* 1-celled, with from 2 to 4 ovules, hanging from the apex of the cavity; *style* 1; *stigma* simple. *Fruit* drupaceous, baccate, or nut-like, 1-celled, by abortion 1-seeded, indehiscent, often winged. *Seed* pendulous, without albumen; *embryo* with the radicle turned towards the hilum; *plumule* inconspicuous; *cotyledons* leafy, usually convolute, occasionally plaited.—*Trees* or *shrubs*. *Leaves* alternate or opposite, without stipules, entire. *Spikes* axillary or terminal.

ANOMALIES. Often apetalous.

AFFINITIES. " These may be placed indifferently in the vicinity of Santalaceae and Elaeagnaceae, or of Onagraceae*and Myrtaceae, approaching the former by the apetalous genera, and the latter by those which have petals." *DC.* To Myrtaceae and Melastomaceae they are related through Memecylaceae, and especially to the former, by *Punica*, with which they agree in the structure of their embryo. In the latter respect they also accord with Rhizophoraceae and Vochyaceae; and with Alangiaceae and Onagraccac in the general structure of the flower. With Santalaceae and Elaeagnaceae the apetalous genera agree in many important particulars. On account of their convolute cotyledons and inferior fruit they have been supposed to approach Lauraccse through Gyrocarpus. The solitary carpel of which the fruit consists is peculiar to these and Alangiaceae, and neatly distinguishes those two orders from all others of the Myrtal alliance.

GEOGRAPHY. All natives of the tropics of Asia, Africa, and America. No species is extra-tropical.

PROPERTIES. Mostly astringents. *Bucida Buceras* yields a bark used for tanning. The bark of *Conocarpus racemosa*, one of the plants called Mangroves in Brazil, is used greatly at Rio Janeiro for tanning. *Pr. Max. Trav.* 206. The fruit of the *Terminalia bellerica*, or the Belleric Myrobalan, is an astringent, tonic, and attenuant. *A ins lie*, 1. 236. The bark of *Terminalia alata* is astringent and antifebrile. *Ibid.* 2. 193. The fruit of *Terminalia Chcbula*, as well as the gulls of the same plant, are very astringent, and highly valued by dyers: with alum they give a durable yellow, and with a ferruginous mud an excellent

black. *Ibid.* 2. 128. The root of *T. latifolia* is given in Jamaica in diarrhoea. *Ibid.* Species of *Terminalia* and *Pentaptera* yield excellent timber. The kernels of *T. Catappa*, &c. are eaten as almonds, and are very palatable. A gum exudes from *T. Bellerica* and *Combretum alternifolium*. A milky juice is described as flowing from *T. Benzoin*, which being fragrant on drying, and resembling Benzoin, is used in churches in the Mauritius as a kind of incense. *M?, p. 210.

GENERA.

§ 1. TERMINALIE/E, DC.	<i>Tanibouca</i> , Aubl.	<i>Laguncularia</i> , Gaertn.	<i>Chrysostachys</i> , Pohl.
<i>Bucida</i> , L.	<i>Fatrea</i> , Juss.	<i>Sphenocarpus</i> , Rich.	<i>Cacoucia</i> , Aubl.
<i>Buceras</i> , P. Browne.	<i>Pentaptera</i> , Roxb.	<i>Schousbata</i> , Spreng.	<i>Schousbaia</i> , Willd.
<i>Hudsonia</i> , Robins.	<i>Getonia</i> , Roxb.	<i>Guiera</i> , Juss.	<i>Hambergera</i> , Scop.
<i>Agathisanthes</i> , Blume.	<i>Calycopteris</i> , Lam.	<i>Poivrea</i> , Commers.	<i>Hambergia</i> , Neck.
<i>Terminalia</i> , L.	<i>Chuncoa</i> , Pav.	<i>Cristaria</i> , Sonn.	<i>Lumnitzera</i> , Willd.
<i>Bahara</i> , Hamilt.	<i>Girnbernatia</i> , R. et P.	<i>Gonocarpus</i> , Hamilt.	<i>Quisqualis</i> , L.
<i>Catapja</i> , Gaertn.	<i>Ramatuella</i> , H. B. K.	§ 2. COMBRETEJE, —————	
<i>Myrobalanus</i> , Gaertn.	<i>Conocarpus</i> , L.	DC.	<i>Ceratostachys</i> , Bl.
<i>Badamia</i> , Gaertn.	<i>Rudbeckia</i> , Adans.	<i>Combretum</i> , Loefl.	<i>Bobua</i> , DC.
<i>Pamea</i> , Aubl.	<i>Andersonia</i> , Roxb.	<i>Etia</i> , Adans.	<i>Pyrrhanthus</i> , Jack.
			<i>Sphalanthus</i> , Jack.

ORDER XXIV. ALANGIACEAE.

ALANGIACEAE, DC. *Prodr.* 3. 203. (1828) ; *Bartl. Ord. Nat.* p. 424. (1830) ; *Martins Con-spectut*, No. 219. (1835).

ESSENTIAL CHARACTER.—*Calyx* superior, campanulate, 5-10-toothed. *Petals* 5-10, linear, reflexed. *Stamens* long, exerted, 2 or 4 times as numerous as the petals; *filaments* distinct, villous at the base; *anthers* adnate, linear, 2-celled, turned inwards, often empty. *Disk* fleshy at the base of the limb of the calyx. *Drupe* oval, somewhat crowned by the calyx, fleshy, slightly ribbed, and downy; *nucleus* 1-celled, bony, with a Joramgn. at the apex. *Seed* 1, or according to JMlgSdg3, inverted, ovate; *albumen* fleshy, brittle; *embryo* straight; *radicle* long, ascending; *cotyledons* flat, foliaceous, cordate-ovate.—Large Trees. *Branches* often spiny. *Leaves* alternate, without stipules, entire, without dots. *Flowers* fascicled, axillary. *Fruit* eatable.

AFFINITIES. " Differ from Myrtaceae in their more numerous petals, adnate anthers, 1-celled fruit, and pendulous albuminous seeds. Agree with Combretaceae in the contracted tube of the calyx, 1-celled fruit, and pendulous seeds; but differ in the number of the petals, adnate anthers, albuminous seeds, and flat cotyledons. The order disagrees entirely with Melastomaceae and Onagraceae, in the form of the anthers, and 1-celled fruit. It in some measure approaches Haloragaceae in the structure of the seed, but recedes from them in habit, 1-celled fruit, and single style." DC. *Prodr.* 3. 203. Its most immediate relationship, next to Combretaceae, is with Cornaceae, to which *Marlea* approximates, and with Hamamelacere, whose long narrow petals are strikingly similar to those of Alangiaceae.

GEOGRAPHY. Common in the southern parts of India, whence they extend along the Malayan Peninsula to Cochinchina, northward along the forest-clad base of the Himalaya. *Royle*.

PROPERTIES. *Alangium decapetalum* and *hexapetalum* are said by the Malays to have a purgative hydragogic property. Their roots are aromatic. They are said to afford good wood and edible fruit. *Royle*.

GENERA.

<i>Alangium</i> , Lam.	<i>Marlea</i> , Roxb.
<i>Angolam</i> , Adans.	<i>Stylidium</i> , Lour.

ORDER XXV. RHIZOPHORACEJE. THE MANGROVE TRIBE.

RHIZOPHOREJE, *R. Brown Gen. Rem. in Flinders*, p. 17. (1814); in *Congo*, p. 18. (1818); *DC. Prodr.* 3. 31. (1828); *Bartl. Ord. Nat.* 320. (1830).—PALETUVIEBB, *Savigny in Lam. Diet.* 4.696. (1796.)

ESSENTIAL CHARACTER.—*Calyx* superior, very rarely nearly inferior, with the lobes varying in number from 4 to 13, occasionally all cohering in a calyptra. *Petals* arising from the calyx, alternate with the lobes, and equal to them in number. *Stamens* arising from the same point as the petals, and twice or thrice their number; *filaments* distinct; *anthers* erect, innate. *Ovary* 2-celled, each cell containing 2 or more pendulous ovules. *Fruit* indehiscent, crowned by the calyx, 1-celled, 1-seeded. *Seed* pendulous, without albumen; *radicle* long; *cotyledons* 2, flat.—Coast trees or shrubs. *Leaves* simple, opposite, entire or toothed, with stipules between the petioles. *Peduncles* axillary.

ANOMALIES. The leaves of *Baraldea* have pellucid dots.

AFFINITIES. An order exceedingly remarkable for the seeds germinating while yet attached to the branch. From a consideration of the structure of *Carallia* and *Legnotis*, Brown has been led to conclude that we have a series of structures connecting *Rhizophora*, on the one hand, with certain genera of *Lythraceae*, particularly with *Antherylium*, though that genus wants the intermediate stipules; and, on the other, with *Cunoniaceae*, especially with the simple-leaved species of *Ceratopetalum*. *Congo*, 437. This order agrees with *Cunoniaceae* in its opposite leaves and intermediate stipules, and with great part of them in the aestivation of its calyx, and in the structure and cohesion of ovary. *R. Brown, Flinders*, 549. De Candolle points out its relation to *Vochoyaceae* and *Combretaceae*, and even to *Memecylaceae* through the genus *Olisbea*. The genera were comprehended in *Loranthaceae* by Jussieu. *Legnotideae* are probably a distinct order, of which little is yet known.

GEOGRAPHY. Natives of the shores of the tropics, where they root in the mud, and form a dense thicket down to the verge of the ocean.

PROPERTIES. The bark is usually astringent; that of *Rhizophora gymnorhiza* is used in India for dyeing, black. *DC.* The wood of several is described as being hard and durable. *Royle.*

GENERA.

§ 1. RHIZOPHOREJE	<i>Paletuviera</i> , Thouar. ?	<i>Codia</i> , Forst.	<i>Tita</i> , Scop.
VERJE, DC.	<i>Carallia</i> , Roxb.	<i>Olisbea</i> , DC.	<i>Legnotis</i> , Sw.
<i>Rhizophora</i> , L.	<i>Barraldea</i> , Thouars.	§ 2. LEGNOTIDEJE, Btg.	<i>Richacia</i> , Thouars.
<i>Bruguiera</i> , Lam.	<i>Baraultia</i> , Steud.	<i>Cassipourea</i> , Aubl.	<i>fVeihea</i> , Spreng.

ORDER XXVI. MEMECYLACEIE.

MEMECYLEIE, *DC. Prodr.* 3. 5. (1828); *Bartl. Ord. Nat.* p. 327. (1830).

ESSENTIAL CHARACTER.—*Calyx* superior, 4- or 5-lobed, or 4-5-toothed. *Petals* 4-5, inserted into the calyx, and alternate with its lobes. *Stamens* 8-10; *filaments* distinct; *anthers* incurved, 2 celled. *Ovary* 2-4 celled, rarely 8-celled; *ovules* solitary, pendulous. *Style* filiform; *stigma* simple. *Fruit* either berried or drupaceous, crowned by the limb of the calyx, indehiscent; occasionally (by abortion) only one-celled. *Seeds* pendulous, without albumen; *cotyledons* foliaceous, convolute; *radicle* straight.—*Shrubs*. *Leaves* opposite, simple, entire, without stipules or dots, almost always without more than one central rib. *Flowers* axillary, pedicellate.

AFFINITIES. A small order very near *Myrtaceae* and *Melastomaceae*, and in sense respects almost intermediate between them. It agrees with the former in the single rib of the leaves?, and with the latter in the want of dots

and in the peculiar form of the anthers; the cotyledons are those of Combretaceae, to which the order approaches in many respects. The genus *Mouriria* has leaves with elevated dots, but on account of its conformity with this order in the structure of the anthers is admitted here. Brown considers it intermediate between Myrtaceae and Melastomaceae.*

GEOGRAPHY. All natives of the hottest parts of the East Indies and of the Mauritanian Islands, with the exception of the *Mouririas*, which are West Indian.

PROPERTIES. The leaves of *Memecylon edule* form an ingredient in the dyes of Coromandel. The ripe berries, though somewhat astringent, are eaten by the natives. *Royle*.

GENERA.

<i>Memecylon</i> , L.	<i>Mouriria</i> , Juss.	<i>Petaloma</i> , Sw.	<i>Guildingia</i> , Hooker.
<i>Valikaha</i> , Adans.	<i>Mouriri</i> , Aubl.	<i>Scutula</i> , Lour.	<i>Fenzlia</i> , Endl.

ORDER XXVII. MELASTOMACEÆ.

MELASTOMIJB, *JUSS. Gen.* p. 328. (1789); *Diet. Sc.Nat.* 29. 507. (1823).—MELASTOMACEA*, *Don in Mem. Wern. Soc.* 4. 281. (1823); *DC. Prodr.* 3. 99. (1828); *Me moire* (1828); *Bartl.Ad. Nat.* p. 328. (1830); *Blumein Botanisch. Zeit.* (1833).

ESSENTIAL CHARACTER.—*Calyx* divided into 4, 5, or 6 lobes, cohering more or less with the angles of the ovary, but distinct from the surface between the angles, and thus forming a number of cavities, within which the young anthers are curved downwards. ⁷" *Petals* equal to the segments of the calyx; arising from their base, or from the edge of a disk that lines the calyx; twisted in aestivation/ *Stamens* usually twice as many as the .. v i petals, sometimes equal to them in number; in the former case, those which are opposite ^ the segments of the calyx are alone fertile; *filaments* curved downwards in aestivation; ^ *anthers* long, 2-celled, usually bursting by two pores at the apex, and elongated in various ways beyond the insertion of the filament; sometimes bursting longitudinally; before flowering, contained within the cases between the ovary and sides of the calyx. *Ovary* more or less coherent with the calyx, with several cells, and indefinite ovules; *style* 1; *stigma* simple, either capitate or minute; a cup often present upon the apex of the ovary, surrounding the style. *Pericarp* either dry and distinct from the calyx, or succulent and combined with the calyx, with several cells; if dehiscent, bursting through the valves, which therefore bear the septa in the middle; *placenta* attached to a central column. *Seeds* innumerable, minute, with a brittle *testa* and no *albumen*; usually with appendages (if some kind; *embryo* straight, or curved, with equal or unequal *cotyledons*.—*Trees, shrubs, or herbaceous plants.* *Leaves* opposite, undivided, usually entire, without dots, with several ribs. *Flowers* terminal, usually thyrsoïd.

ANOMALIES. Traces of pellucid dots in *Diplogenea*. *Ovary* more or less superior in several. *Leaves* sometimes not ribbed in *Sonerila*. *Spathandra* has an ovary with only one cell, in which there are from 7 to 8 ovules adhering to a central placenta.

AFFINITIES. "The family of Melastomaceae," remarks De Candolle, in an excellent memoir upon the subject, "although composed entirely of exotic plants, and established at a period when but few species were known, is so well characterised, that no one hpe ever thought of putting any part of it in any other group, or even introducing into it genera that do not rightly belong to it." These distinct characters are, the opposite leaves, with several great veins or ribs running from the base to the apex, something as in Monocotyledonous plants, and the long beaked anthers; to which peculiarities combined there is nothing to be compared in other families. Permanent, however, as these characters undoubtedly are, yet the cause of no uncertainty having been yet found in fixing the limits of the order, is rather to be attributed to

* The order is reduced to Melastomaceae in *Linnaea*, 10. 217..

the small number of species that have been examined, than to the want of connecting links: thus *Diplogenea* has traces of the dots of *Myrtaceae*, which were not known to exist in *Melastomaceae* until that genus was described; several genera are now described with a superior ovary, a structure which was at one time supposed not to exist in the order; and, finally, in the remarkable genus *Sonerila*, the leaves are sometimes not ribbed.

The greatest affinity of *Melastomaceae* is on the one hand with *Lythraceae*, on the other with *Myrtaceae* and their allies; from the former they differ in the aestivation of their calyx not being valvate, from the latter in having the petals twisted before expansion and no dots on the leaves, and from both, and all others to which they can be compared, in their long anthers bent down parallel to the filaments in the flower, and lying in niches between the calyx and ovary; with the exception of *Memecylaceae*, in which, however, the union between the calyx and ovary is complete, and which have leaves destitute of the lateral ribs that so strongly point out *Melastomaceae*. The structure of the seeds of *Memecylaceae* is also different.

GEOGRAPHY. Found neither in Europe nor in Africa north of the desert of Zahara, nor south of Brazil in South America, nor in extra-tropical Africa to the south. Beyond the tropics, 8 are found in the United States, a few in China and the northern provinces of India, and 3 in New Holland. Of the remainder, it appears that 78 are described from India or the Indian Archipelago, 12 from Africa and the adjacent islands, and 620 from America, according to De Candolle; but this computation now requires some correction.

PROPERTIES. A slight degree of astringency is the prevailing character of the order, which, although one of the most extensive known, is entirely destitute of any unwholesome species. The succulent fruit of many is eatable; that of some dyes the mouth black, whence the name of *Melastoma*. *Blakea triplinervia* produces a yellow fruit, which is pleasant and eatable, in the woods of Guiana. *Hamilt. Prodr.* 42.

TRIBE I. MELASTOMEIÆ, DC.

GENERA.

- | | | | |
|------------------------|-----------------------------|-------------------------------|-----------------------------|
| § 1. LAVOISIEREJE, DC. | <i>Siphanthaera</i> , Pohl. | <i>Diplostegium</i> , Don. | <i>Heterotrichum</i> , DC. |
| | <i>Meriania</i> , Sw. | <i>Dicrananthera</i> , Presl. | <i>Conostegia</i> , Don. |
| | <i>Axinaea</i> , R. et P. | <i>Rhexia</i> , L. | § 4. MICONIEJE, DC. |
| | <i>Chastenaea</i> , DC. | <i>Heteronoma</i> , DC. | <i>Rousseauxia</i> , DC. |
| | <i>Lavoisiera</i> , DC. | <i>Pachyloma</i> , DC. | <i>Leandra</i> , Raddi. |
| † | <i>Davya</i> , DC. | <i>Oxyspora</i> , DC. | <i>Tschudya</i> , DC. |
| | <i>Graffenrieda</i> , DC. | <i>Tricentrum</i> , DC. | <i>Clidemia</i> , Don. |
| | <i>Jucunda</i> , Cham. | <i>Marcetia</i> , DC. | <i>Myriaspora</i> , DC. |
| | <i>Centronia</i> , Don. | <i>Trembleya</i> , DC. | <i>Tococa</i> , Aubl. |
| | <i>Truncaria</i> , DC. | <i>Adelobotrys</i> , DC. | <i>Majeta</i> , Aubl. |
| | <i>Rhynchanthera</i> , DC. | § 3. OSBECKIEJE, DC. | <i>Calophysa</i> , DC. |
| | <i>Macairea</i> , DC. | <i>Lasiandra</i> , DC. | <i>Medinilla</i> , Gaudich. |
| | <i>Bucquetia</i> , DC. | <i>Chaetogastra</i> , DC. | <i>Pogonanthaera</i> , Bl. |
| | <i>Cambessedesia</i> , DC. | <i>Svitramia</i> , Cham. | <i>Allomorpha</i> , Bl. |
| | <i>Chaetostoma</i> , DC. | <i>Arthrostemma</i> , Pav. | <i>Pachycentria</i> , Bl. |
| | <i>Salpinga</i> , Mart. | <i>Pternandra</i> , Jack. | <i>Triplectrum</i> , Don. |
| | <i>Bertolania</i> , Raddi. | <i>Osbeckia</i> , L. | <i>Huberia</i> , DC. |
| | <i>Triblemma</i> , R. Br. | <i>Pyramia</i> , Cham. | <i>Behuria</i> , Cham. |
| | <i>Meisneria</i> , R. Br. | <i>Tibouchina</i> , Aubl. | <i>Ochthocharis</i> , Bl. |
| | § 2. RHEXIEJE, DC. | <i>Savastenia</i> , Neck. | <i>Calycogonium</i> , DC. |
| | <i>Appendicularia</i> , DC. | <i>Tristemma</i> , Juss. | <i>Ossaea</i> , DC. |
| | <i>Cornelia</i> , DC. | <i>Melastoma</i> , Burm. | <i>Sagraea</i> , DC. |
| | <i>Spennera</i> , Mart. | <i>Otanthera</i> , Bl. | <i>Tetrazygia</i> , Rich. |
| | <i>Microlicia</i> , Don. | <i>Pleroma</i> , Don. | <i>Dissochaeta</i> , Bl. |
| | <i>Fritschia</i> , Cham. | <i>Lachnopusium</i> , Bl. | <i>Aplectrum</i> , Bl. |
| | <i>Ernestia</i> , DC. | | § 5. SONERILEJE. |
| | | | <i>Sonerila</i> , Roxb. |
| | | | <i>Sarcopyramis</i> , Wall. |
| | | | <i>Cyathanthera</i> , Pohl. |
| | | | <i>Noterophila</i> , Mart. |

TRIBE II. CHARIANTHEJE, *Ser.*

Kibessia, DC.	Charianthus, Don.	Astronia, Blume.
Ewyckia, Bl.	Chaenopleura, Rich.	Spathandra, Guillem.

ORDER XXVIII. MYRTACEÆ. THE MYRTLE TRIBE.

MYETI, *JUSS. Gen.* 323. (1789).—MYRTE*, *JUSS. Diet. Sc. Nat.* 34. 94. (1825).—MYRTOIDEJE, *Vent. Tab.* (1799). — MYRTINE^E, *DC. TMbrie, Elem.* (1819).—MYRTACEJE, *R. Brown in Flinders*, p. 14. (1814); *DC. Diet. Clots*, v. 11. (1826); *Prodr.* 3. 207. (1829).—GRAN ATE JE, *Don. in Ed. Phil. Journ.* p. 134. (1826); *DC. Prodr.* 3. 3. (1829); *Von Martius H. Reg. Monac.* (1829); *Conspectus*, No. 317. (1835).

ESSENTIAL CHARACTER.—*Calyx* superior, 4-or 5-cleft, sometimes falling off like a cap, in consequence of the cohesion of the apex. *Petals* equal in number to the segments of the calyx, with a quincuncial aestivation; rarely none. *Stamens* either twice as many as the petals, or indefinite, rarely equal to them in number; *filaments* either all distinct, or connected in several parcels, curved inwards before flowering; *anthers* ovate, 2-celled, small, bursting lengthwise. *Ovary* inferior, 1- 2- 4- 5- or 6-celled; *style* simple; *stigma* simple. *Fruit* either dry or fleshy, dehiscent or indehiscent. *Seeds* usually indefinite, variable in form; *embryo* without *albumen*, straight or curved, with its *cotyledons* and *radicle* distinguishable or conferruminated into a solid mass.—*Trees* or *shrubs*. *Leaves* opposite or alternate, entire, with transparent dots, and usually with a vein running parallel with their margin, *Inflorescence* variable, usually axillary. *Flowers* red, white, occasion * ally yellow, never blue.

ANOMALIES. *Chamaelaucieae* have a 1-celled fruit, with erect ovules. A species of *Sonneratia* is apetalous. Some dotted leaves are alternate.

AFFINITIES. One of the most natural among the tribes of plants, and the most easily recognised. Its opposite exstipulate dotted entire leaves with a marginal vein, are a certain indication of it, with the exception of a few species, some of which probably do not belong to the order, although at present placed in it. It is closely allied to Rosaceae, Lythraceae, Onagraceae, Combretaceae, and Melastomaceae, but cannot well be confounded either with them or any other order. It offers a curious instance of the facility with which the calyx and corolla can take upon themselves the same functions and transformations. In *Eucalyptus*, as is well known, the sepals are consolidated into a cup-like lid, called the operculum, In *Eudesmia*, a nearly-related genus, the calyx remains in its normal state, while the petals are consolidated into an operculum. *Punica* is usually referred to this order; but the descriptions that have been published of it have been founded upon so imperfect a view of its structure, that I may be permitted to dwell upon it at some length, especially as I hope to shew that it not only does not differ from the order essentially, but that it does not require to be distinguished from true Myrtaceae even as a section. A consideration of the real structure of this plant comes the more properly within the scope of the present publication, because the genus has been considered the type of a particular order (*Granateae*) by Don, in which he is supported by the high authority of De Candolle and Von Martius. The fruit of the *Pomegranate* is described by Gaertner and De Candolle as being divided into two unequal divisions by a horizontal diaphragm, the upper half of which consists of from 5 to 9 cells, and the lower of three; the cells of both being separated by membranous dissepiments; the placentae of the upper half proceeding from the back to the centre, and of the lower irregularly from their bottom; and by Don as a fleshy receptacle formed by the tube of the calyx into a unilocular berry, filled with a spongy placenta, which is hollowed out into a number

of irregular cells. In fact, if a Pomegranate is examined, it will be found to agree more or less perfectly with both these descriptions. But it is clear that a fruit as thus described is at variance with all the known laws upon which compound fruits are formed. Nothing, however, is more common than that the primitive construction of fruits is obscured by the additions, or suppressions, or alterations, which its parts undergo during their progress to maturity. Hence it is always desirable to obtain a clear idea of the structure of the ovary of all fruits which do not obviously agree with the ordinary laws of carpological composition. Now, a section of the ovary of the Pomegranate in various directions, if made about the time of the expansion of the flowers before impregnation takes place, shews that it is in fact composed of two rows of carpels, of which three or four surround the axis, and are placed in the bottom of the tube of the calyx, and a number, varying from five to ten, surround these, and adhere to the upper part of the tube of the calyx. The placentae of these carpels contract an irregular kind of adhesion with the back and front of their cells, and thus give the position ultimately acquired by the seeds that anomalous appearance which it assumes in the ripe fruit. If this view of the structure of the Pomegranate be correct, its peculiarity consists in this, that, in an order the carpels of which occupy but a single row around the axis, it possesses carpels in two rows, the one placed above the other, in consequence of the contraction of the tube of the calyx, from which they arise. Now, there are many instances of a similar anomaly among genera of the same order, and they exist even among species of the same genus. Examples of the latter are, *Nicotiana multivalvis* and *Nolana paradoxa*, and of the former *Malope* among *Malvaceae*; polycarpous *Ranunculaceae* as compared with *Nigella*, and polycarpous *Rosaceae* as compared with *Spiraea*. In *Prunus* I have seen a monstrous flower producing a number of carpels around the central one, and also, in consequence of the situation, upon the calyx above it; and finally, in the *Revue Encyclopédique* (43. 762.), a permanent variety of the Apple is described, which is exactly to *Pomeae* what *Punica* is to *Myrtaceae*. This plant has regularly 14 styles and 14 cells, arranged in two horizontal parallel planes, namely, 5 in the middle, and 9 on the outside, smaller and nearer the top; a circumstance which is evidently to be explained by the presence of an outer series of carpels, and not upon the extravagant hypothesis of Tillet de Clermont, who fancies that it is due to the cohesion of 3 flowers. The anomaly of the structure of the fruit of *Punica* being thus explained, nothing remains to distinguish it from *Myrtaceae* but its leaves without a marginal vein, its convolute cotyledons, and pulpy seeds. There are, however, distinct traces of dots in the leaves, and the union of the *venae arcuatae*, which gives the appearance of a marginal vein to *Myrtaceae*, takes place, although less regularly, in *Punica*; the convolute cotyledons of *Punica* are only in *Myrtaceae* what those of *Chamaemelcs* are in *Pomeae*, a curious but unimportant exception to the general structure; and the solitary character of the pulpy coat of the seeds will hardly be deemed by itself sufficient to characterise *Granatae*. The place of *Punica* in the order will be probably near *Sonneratia*. There is no instance of a blue flower in the order. The fruit varies from succulent to dry in different genera, and in some cases is nearly superior. *Chamaelauciae*, which are remarkable for the structure of their ovary, are possibly a distinct order. They are, however, very near *Leptospermeae*. According to Auguste de St. Hilaire, a passage is formed from *Myrtaceae* to *Onagraceae* through the genus *Felicianea*.

GEOGRAPHY. Natives of hot countries both within and without the tropics; great numbers are found in South America and the East Indies, not many in Africa, and a considerable proportion of the order in New Holland and the South Sea Islands; but the genera of those countries are mostly peculiar to them. *Myrtus communis*, the most northern species of the order, is native of the south of Europe.

PROPERTIES. The pellucid dotting of the leaves and other parts indicates the presence of a fragrant aromatic or pungent volatile oil, which gives the principal quality to the produce of the order. To this are due the grateful perfume of the Guava fruit, the powerful aroma of the flower-buds of *Caryophyllus aromaticus*, called by the English Cloves, and the balsamic odour of those eastern fruits, the Jamrosade and the Rose Apple. Along with this is frequently mixed an astringent principle, which sometimes predominates, to the suppression of any other property. The following are some of the less known instances of the existence of these and other qualities. The fruit of various *Eugenias* are found by travellers in the forests of Brazil to bear very agreeable fruit. *Pr. Max. Trav.* 75. A fruit of Brazil, called *Jaboticabeiras*, brought from the forests to the town of St. Paul and Tejuco, belongs to this order; it is said to be delicious. *PL Usuelles*, 29. The young flower-buds of *Calyptranthus aromaticus* have the flavour and quality of Cloves, for which they might be advantageously substituted, according to Auguste de St. Hilaire, *Ibid.* no. 14. The volatile oil of Cajeputi is distilled from the leaves of *Melaleuca leucadendron* and Cajeputi, and is well known as a powerful sudorific, and useful external application in chronic rheumatism. *Ainslie*, 1. 260. It is considered carminative, cephalic, and emmenagogue, and is, no doubt, a highly diffusible stimulant, antispasmodic, and diaphoretic. It has also the power of dissolving caoutchouc. *Ibid.* A kind of gum *Kino* is yielded by *Eucalyptus resinifera*, which is occasionally sold in the medicine bazars of India. *Ibid.* 1. 185. Other species of *Eucalyptus* yield a large quantity of tannin, which has been even extracted from the trees in New Holland, and sent to the English market. The efficacy of the bark of the root of the Pomegranate as a remedy for tape-worm is well established in India. *Ibid.* ?. 175* The leaves of *Glaphyria nitida*, called by the Malays *The Tree of Long Life*, (*Kayo Umur Panjang*), "probably from its maintaining itself at elevations where the other denizens of the forest have ceased to exist," afford at Bencoolen a substitute for tea; and it is known to the natives by the name of the Tea Plant. *Linn. Trans.* H. 129.

GENERA.

§ 1. CHAMJELAUCEJE,	<i>Baudinia</i> , Lesch.	<i>Aubletia</i> , Gaertn.	<i>Plinia</i> , L.
DC*	<i>Lamarkia</i> , Gaudick.	<i>Nelitris</i> , Gaertn.	<i>Greggia</i> , Gaertn.
<i>Verticordia</i> , DC.	<i>Melaleuca</i> , L.	<i>Decaspermum</i> , Forst.	<i>Olynthia</i> , Lindl.
<i>Calythrix</i> , La Bill.	<i>Cajaputi</i> , Adans.	<i>Campomanesia</i> , R. et	<i>Guapurium</i> , Juss.
<i>Lhotskya</i> , Schauer (6)	<i>Eudesmia</i> , R. Br.	P.	<i>Jambosa</i> , Rumph.
<i>Darwinia</i> , Rudge.	<i>Eucalyptus</i> , L'Her.	<i>Psidium</i> , L.	<i>Rhodamnia</i> , Jack.
<i>Homoranthus</i> , A.	<i>Angophora</i> , Cav.	<i>Guajava</i> , Tourn.	<i>Marlieria</i> , A. St. H.
Cunn. (7)	<i>Callistemon</i> , R. Br.	<i>Burcfordia</i> , Neck.	<i>Felicianea</i> , A. St. H.
<i>Pileanthus</i> , La Bill.	<i>Metrosideros</i> , Gaertn.	<i>Jossinia</i> , Commers.	<i>Tetrastemon</i> , H. et A.
<i>Chamaelaucium</i> , Desf.	<i>Nani</i> , Adans.	<i>Myrtus</i> , L.	§ 4. GRANATEJE, DC.
<i>Genetylis</i> , DC.	<i>Leptospermum</i> , Forst.	<i>Myrcia</i> , DC.	<i>Punica</i> , L.
<i>Actinodium</i> , Schr. (8)	<i>Fabricia</i> , Gaertn.	<i>Calyptranthes</i> , Sw.	
§ 2. LEPTOSPERMEJE, DC.	<i>Baeckea</i> , L.	<i>Chytraculia</i> , P. Br.	<i>Glaphyria</i> , Jack.
<i>Astartea</i> , DC.	<i>Jun^a</i> , Gaertn.	<i>Chytralia</i> , Adans.	? <i>Crossostylis</i> , Forst.
<i>Lopnostemon</i> , Schott.	<i>Imbricaria</i> , Sm.	<i>Syzygium</i> , Gaertn.	? <i>Grias</i> , L.
<i>Tristania</i> , R. Br.	<i>Mollia</i> , Gmel.	<i>Opa</i> , Lour.	? <i>Petalotoma</i> , DC.
<i>Beaufortia</i> , R. Br.	<i>Bartlingia</i> , Brongn.	<i>Caryophyllus</i> , L.	<i>Diatom a</i> , Lour.
<i>Calothamnus</i> , LaBill.	§ 3. MYRTEJE, DC.	<i>Acmena</i> , DC.	<i>Myrrhinium</i> , Schott.
<i>Billottia</i> , Coll.	<i>Sonneratia</i> , L.	<i>Eugenia</i> , L.	

The following, comprehended as a section in Myrtaceae by some, and separated as a distinct order by others, requires further examination.

* For the list of the genera of Chamaelaucieae, I am indebted to the kindness of Mr. Schauer of Breslau, who is occupied upon a monograph of those remarkable plants.

SUB-ORDER ? BARRINGTONIEÆ.

MYRTACEÆ § Barringtonieac, *DC. Prodr.* 3. 288. (1828); *Bart. Ord. Nat.* 322. (1830).
BARRINGTONIEÆ, *DC. Diet. Class*, v. XI. not. (1826); *Martins Conspectus*, No. 319. (1835).

AFFINITIES. NO characters have yet been assigned these plants, by which they may be known from Myrtaceæ, except their alternate leaves, without semitransparent dots, and the presence of stipules. The latter peculiarity, which has been assigned to them by Von Martius, does not exist in any one of the species I have examined; so that the substantial distinction is reduced to that first mentioned. There is, however, something so peculiar in the appearance of these plants, that one can hardly doubt that some good characteristic mark will be one day added to those they already possess.

GEOGRAPHY. The tropics of the old and new world are the exclusive habitation of this order.

PROPERTIES. The root of *Stravadium racemosum* has a slightly bitter but not unpleasant taste. It is considered by the Hindoo Doctors valuable on account of its aperient, deobstruent, and cooling properties; the bark is supposed to possess properties similar to those of *Cinchona*. *Ainslie*, 2. 65. The wood of *Gustavia urceolata* is called Bois puant, because its wood becomes, after exposure to the air, exceedingly foetid. *Poiteau, Mem. Mus.* v. 13.

GENERA.

Barringtonia, Font.	<i>Mitraria</i> , Gmel.	<i>Gustavia</i> , L.	Coupoui, Aubl.
<i>Buionica</i> , Lam.	<i>Stravadium</i> , Juss.	<i>Pirigara</i> , Aubl.	Careya, Roxb.
<i>Huttum</i> , Adans.	<i>Meteorius</i> , Lour.	<i>SpaUanzania</i> , Neck.	Foetidia, Commers.
<i>Commersona</i> , Lour.	<i>Menichea</i> , Lour.	Catinga, Aubl.	

ORDER XXIX. LECYDITHACEÆ.

LECYTHIDEÆ, *Richard, MSS. Poiteau Mem. Mus.* 13. 141. (1825); *DC. Prodr.* 3. 290. (1828); *a sect. of Myrtaceæ. Ach. Richard in Ann. des Sc.* 1. 321. (1824); *Bartl. Ord. Nat.* 332. (1830).—LECYTHIDE-*, *Martius Conspec. No.* 320. (1835).

ESSENTIAL CHARACTER.—*Calyx* superior, 2- to 6-leaved, or urceolate, with a divided limb; aestivation valvate or imbricated. *Corolla* consisting of 6 petals, sometimes cohering at the base, with an imbricated aestivation. *Stamens* indefinite, epigynous, either connected into a single petaloid cucullate unilateral body, or monadelphous at the base. *Ovary* inferior, 2- to 6-celled; *ovules* definite or indefinite attached to the axis; *stigma* simple. *Fruit* a woody capsule, either opening with a lid or remaining closed. *Seeds* several, covered by a thick integument; *embryo* without *albumen*, either undivided, or with two large plaited leafy or fleshy *cotyledons*, sometimes folded upon the *radicle*, which is next the *hilum*.—Large trees, with alternate entire or toothed leaves, with minute deciduous stipules, and without pellucid dots. *Mowers* large, showy, terminal, solitary, or racemose.

AFFINITIES. Combined by De Candolle and others with Myrtaceæ, from which they differ most essentially in their alternate, often serrated, leaves, without pellucid dots. For an account of the germination of *Lecythis*, see *Du Petit Thouars, Ess.* 3. 32. They agree with Barringtonieæ in many respects, but they have stipules, and their singular hooded stamens are most remarkable. It is probable that we have in this place a tendency towards the form of Ternstromiaceæ.

GEOGRAPHY. Natives of the hottest parts of South America, especially of Guiana.

PROPERTIES. The fruit of *Couroupita guianensis*, called *Abricot sauvage* in Cayenne, is vinous and pleasant. The most gigantic tree in the ancient forests of Brazil is that called the *Sapucaya*. It is the *Lecythis ollaria*, the seeds of which are large and eatable. *Pr. Max. Trav.* 83. The fleshy seeds of all the species of *Lecythis* are eatable, but they leave a bitter unpleasant after-taste in the mouth. The bark of *L. ollaria* is easily separable, by beating the liber, into a number of fine distinct layers, which divide so neatly from each other, that, when separated, they have the appearance of thin satiny paper. Poiteau says he has counted as many as 110 of these coatings. The Indians cut them in pieces, as wrappers for their cigars. The well-known Brazil nuts of the shops of London are the seeds of *Bertholletia excelsa*. The lacerated parts of the flowers of *Couroupita guianensis* become blue upon exposure to the air. *Poiteau*, 1. c.

GENERA-

Lecythis, Lcefl. *Couroupita*, Aubl. *Couratari*, Aubl. ? *Touroulia*, Aubl. (9)
Eschweilera, Mart. *Pontoppidana*, Scop. *Lecythopsis*, Schrank. *Robinsonia*, Sclircb.
Bertholletia, H. et B. *Curupila*, Gmd.

ORDER XXX. PHILADELPHACEÆ. THE SYRINGA TRIBE.

PHILADELPHÈJE, *Don in Jameson's Journal*, 133. (April 1826); *DC. Prodr.* 3. 205. (1828.),

ESSENTIAL CHARACTER.—*Calyx* superior, with a persistent limb, having from 4 to 10 divisions. *Petals* alternate with the segments of the calyx, and equal to them in number, with a convolute-imbricate aestivation. *Stamens* indefinite, arising in 1 or 2 rows from the orifice of the calyx. *Styles* either distinct, or consolidated into one; *stigmas* several. *Capsule* half inferior, with from 4 to 10 cells, many-seeded. *Seeds* scobiform, subulate, smooth, heaped in the angles of the cells upon an angular placenta; *aril* ? loose, membranous. *Albumen* fleshy; *embryo* inverted, about as long as the albumen; *cotyledons* oval, obtuse, flattish; *radicle* longer than the cotyledons, superior, straight, obtuse.—*Shrubs*. *Leaves* deciduous, opposite, toothed, without dots or stipules. *Peduncles* axillary or terminal, in trichotomous cymes. *Flowers* always white. *Fruit* sometimes a little scurfy.

AFFINITIES. The genera of this order were formerly referred to Myrtaceae; and I think there is a dissertation by the late President of the Linnean Society, in which he endeavoured to shew the difficulty of distinguishing *Leptospermum* even *genetically* from *Philadelphus*,—so little did his school at that time know of the method of pursuing botanical inquiries. Afterwards Don stated that their affinity was not so much with Myrtaceae as with Saxifragaceae, in which I formerly concurred. A more careful consideration of the matter has induced me to adhere to the old views of affinity, and to consider *Philadelphaceae* an order very nearly allied to *Myrtaceae*, De Candolle points out an approach to *Hydrangea*. In many respects *Philadelphaceae* are like *Columelliaceae*, but in that order the corolla seems truly monopetalous, and the stamens are quite of another kind.

GEOGRAPHY. Deciduous shrubs, inhabiting thickets in Europe, North America, the north of India, and Japan.

PROPERTIES. Flowers often fragrant.

GENERA.

Philadelphus, L. *Dccumaria*, I.
Forsythia, Walt. *Deutzia*, Thunb.

Somewhere here will probably have to be stationed *Aristotelia*, of which Von Martius has lately formed his

MAQUINJE.

MAQUINA, *Martius Conspectus*, No. 256 (1835).

The genus *Aristotelia*, commonly referred to Homaliaceae, or by Don to Elaeocarpaceae, is placed by Von Martius near Pittosporaceae, Celastraceae, and Nitrariaceae. To me it seems more akin to Philadelphaceae; its definite seeds distinguish it from that order, as its imbricated petals do from Cornaceae?. Possibly it stands in some such relation to Philadelphia as Eugenia to Lep-
tospermum.

GENUS.

Aristotelia, L.

ALLIANCE III. CORNALES.

ESSENTIAL CHARACTER.—*Jestivation* of corolla valvate.

It does not seem to me possible to question the strict affinity of the three orders comprehended under this alliance, so close is their resemblance in all essential points. Independent of their mutual affinity they are related most nearly on the one hand with Alangiaceae through Hamamelaceae, and on the other with Cornaceae through Loranthaceae.

ORDER XXXI. HAMAMELACEAE. THE WITCH-HAZEL TRIBE.

HAMAMELIDEJE, *R. Br. in Abel's Voyage to China*, (1818); *A. Richard Nouv. Elim.* 532. (1828); *DC. Prodr.* 4. 267. (1830.)

ESSENTIAL CHARACTER.—*Calyx* superior, in 4 pieces. *Petals* 4, linear, with a valvular aestivation. *Stamens* 8, of which 4 are alternate with the petals; their *anthers* turned inwards, 2-celled, and 4 are sterile, and placed at the base of the petals; the dehiscence of the anthers variable. *Ovary* 2-celled, inferior; *ovules* solitary, pendulous or suspended; *styles* 2. *Fruit* half inferior, capsular, usually opening with two septiferous falves. *Seeds* pendulous; *embryo* in the midst of fleshy (horny) albumen; *radicle* superior.—*Shrubs.* *Leaves* alternate, deciduous, toothed, with veins running from the midrib straight to the margin. *Stipules* deciduous. *Flowers* small, axillary, sometimes unisexual.

AFFINITIES. Distinguished from Saxifragaceae by the deciduous valves of the anthers, definite seeds, and shrubby stem bearing alternate leaves and deciduous stipules. In the latter respect related to Cupulaceae, from which the petals and calyx divide them. According to Brown, their affinity is on the one hand with Bruniaceae, from which they are distinguished by the insertion and dehiscence of the anthers, the monospermous cells of the ovary, the dehiscence of the capsule, the quadrifid calyx and habit; and on the other with Cornus, Marlea, and the neighbouring genera; in some respects also with Araliaceae, but differing in their capsular fruit, the structure of the anthers, and other marks. See *Abel's Voyage, Appendix*. Du Petit Thouars looks upon them as allied to Rhamnaceae, and Jussieu to Halorageae. Others consider them akin to Amentaceae and Euphorbiaceae through Fothergilla. The fact seems to be, that, from the variety of opinion, none of these speculations are well founded. For my own part I do not see where they are to range if not

in the Epigynous group near Alangiaceae, with which as will be seen by examining their characters, they have so many points in common.

GEOGRAPHY. . Natives of North America and Japan, or the north of China.

PROPERTIES. Unknown.

GENERA.

§ 1. HAMAMELEAE, DC. *Dicoryphe*, Pet. Th. *Parrotia*, Meyer. § 2. FOTHERGILLEAS,
Hamamelis, L. *Trichocladus*, Pers. *Bucklandia*, R. Br. DC.
Trilopus, Mitch. *Dahlia*, Thunb. *Fothergilla*, L.

ORDER XXXII. CORNACEAE. THE DOGWOOD TRIBE.

CAPRIFOLIACEAE § *Corneas*, Kunth. *Nov. G. Amq. Z.* 430.—CORNER DC. *Prod.* 4. 271. (1830); *Martius Conspectus*, 'No. 217. (1835).

ESSENTIAL CHARACTER.—*Sepals* 4, superior. *Petals* 4, oblong, broad at the base, inserted into the top of the calyx, regular, valvate in aestivation. *Stamens* 4, inserted along with the petals and alternate with them; *anthers* ovate-oblong, 2-celled. *Style* filiform; *stigma* simple. *Drupe* berried, crowned by the remains of a calyx, with a 2-celled nucleus. *Seeds* pendulous, solitary. *Albumen* fleshy; *radicle* superior, shorter than the 2 oblong cotyledons.—*Trees* or *shrubs*, seldom *herbs*. *Leaves* (except in one species) opposite, entire or toothed, with pinnate veins. *Flowers* capitate, umbellate, or corymbose, stalked or with an involucre, occasionally by abortion dioecious. *Flesh* of the fruit eatable. DC. *Prod.* 4. 271.

APPINITIES. These plants were formerly confounded with Caprifoliaceae; they are however beyond all doubt the representatives of an entirely distinct order, as their habit and general characters ought long since to have foretold. From Caprifoliaceae their polypetalous structure at once removes them. To Hamamelaceae they approach very nearly, but they differ in the valvate aestivation of their corolla, &c. &c. In many respects Cornaceae resemble Loranthaceae from which they differ among other things in the stamens being alternate with the petals and not opposite to them.

GEOGRAPHY. Found all over the temperate parts of Europe, Asia, and America.

PROPERTIES. *Cornus mascula*, and *Benthamia* yield a fruit which is eatable, but not worth eating. The bark of *C. florida* and *sericea* is said to rank among the best tonics of North America, nothing having been found in the United States that so effectually answers the purposes of Peruvian bark in intermittent fevers. *Barton*, 1. 51. It is a remarkable fact that the young branches of *Cornus florida* stripped of their bark and rubbed with their ends against the teeth, render them extremely white. *Ibid.* From the bark of the fibrous roots the Indians extract a good scarlet colour. *Ibid.* 1. 120.

GENERA.

Cornus, Tourn. *Aucuba*, Kaempf. *Votomita*, Aubl. *Mastixia*, Blum,
Benthamia, Lindl. *Eubanks*, Salisb. *Glossoma*, Schreb. *Polyosma*, Blum.
Guillemina, Neck.

ORDER XXXIII. LORANTHACEAE.

LORANTHEAE, *Juss. et Rich. Ann. Mus.* 12. 192. (1808); DC. *Prodr.* 4. 277. (1830); *Mtmaire* (1830); *Blume. Fl. Jav.* VISCOIDEAE, *Rich. Anal. du Fr.* 33. (1818.)

ESSENTIAL CHARACTER.—*Calyx* superior, with 2 bracts at the base. *Corolla* with
 * 4. or 8 petals, more or less united at the base, with a valvate aestivation. *Stamens* equal

in number to the petals, and opposite to them. *Ovary* 1-celled; *ovule* pendulous; *style* 1 or none; *stigma* simple. *Fruit* succulent, 1-celled. *Seed* solitary, pendulous; *testa* membranous; *embryo* cylindrical, longer than the fleshy *albumen*, sometimes with no division of cotyledons; *radicle* naked, clavate, superior.—*Parasitical* half-shrubby plants. *Leaves* opposite, sometimes alternate, veinless, fleshy, without stipules. *Flowers* often monoecious, axillary or terminal, solitary, corymbose, or spiked.

AFFINITIES. In some respects near *Caprifoliaceae*, from which they are readily known not only by their universally parasitical habit, but also by their stamens being opposite the lobes of the corolla, and not alternate with them. *Viscum* seems to bear about the same relation to *Loranthus* that *Cornus* does to *Caprifoliaceae*. Don has expressed an opinion that a connexion is established between this order and *Araliaceae*, by means of *Aucuba* (*Jameson's Journal*, Jan. 1830, p. 168), which belongs to *Cornaceae*; but this does not seem clearly made out. Brown (*Flinders*, 549) suggests their relation to *Proteaceae*. The anther of *Viscum* is remarkable for having its substance broken up into a number of hollow cavities containing pollen, and not divided regularly into 2 lobes, each of which has a cavity containing pollen, and a longitudinal line of dehiscence. A good figure of this will be found in the *Ann. du Muséum*, vol. 12. t. 27. fig. E. The germination of *Viscum* is exceedingly remarkable. It has afforded a subject for some curious experiments upon the nature of the vital energies of vegetables. See *Dutrochet sur la Motilité*, 114. Upon the whole, the structure of *Loranthaceae* seems rather that of a polypetalous than of a monopetalous order. Many details and excellent observations will be found in Blume's *Flora Javae*. All the species are, without exception, parasitical, except *Nuytsia*, which, like other plants, grows attached to the soil. The adhesion of the petals into a monopetalous corolla is a remarkable exception to the general character of *Polypetalae*.

GEOGRAPHY. Judging from the collections of systematic botanists, it would appear that the tropics of America contain a greater number of species than all the rest of the world; but we now know, from the extensive researches of Wallich and Blume, that the *Flora* of India contains at least as large a proportion: the order would, therefore, seem to be equally dispersed through the equinoctial regions of both Asia and America; but on the continent of Africa to be much more rare, only 2 having been yet described from equinoctial Africa, and 5 or 6 from the Cape of Good Hope. Two are named from the South Seas, and 1 from New Holland; but this number requires, no doubt, to be largely increased.

PROPERTIES. The bark is usually astringent, as in the *Mistletoe* of the Oak. The berries contain a viscid matter like birdlime, which is insoluble in water and alcohol. The most remarkable quality that *Loranthaceae* possess, however, is the power of rooting in the wood of other plants, at whose expense they live. The habits of the common *Mistletoe* give an idea of those of all, except that in the genus *Loranthus* the corolla is tubular and usually richly coloured with scarlet.

GENERA.

<i>Viscum</i> , Tourn.	<i>Loranthus</i> , L.	<i>Loxanthera</i> , Bl.	<i>Tupeia</i> , Blume.
<i>Arceuthobium</i> , Bieb.	<i>Lepostegeris</i> , Bl.	<i>Gaiadendron</i> , G. Don.	—
<i>Razoumowskia</i> , UoS.	<i>Elytranthe</i> , Bl.	<i>Nuytsia</i> , R. Br.	<i>Schoepfia</i> , Schreb.
<i>Misodendrum</i> , Banks.	<i>Notanthera</i> , G. Don.	<i>Spirostylis</i> , Presl.	<i>Codonium</i> , Vahl.
			<i>Hamkea</i> , R, et P.

ALLIANCE IV. *CUCURBITALES*.

ESSENTIAL CHARACTER.—*Placenta** parietal. *Flowers* neither with a valvate estivation of the corolla nor with any other character which appertains to the preceding alliances.

ORDER XXXIV. CUCURBITACEÆ. THE GOURD TRIBE.

CUCURBITACEÆ, *Juss. Gen.* 393. (1789); *Aug. St. Ellin Mem. Mus.* 9.190-221. (1823); *DC. Prodr.* 3. 297. (1828); *Lindl. Synops.* 319. (1829).—**NANDHIROBEA**, *Aug. de St. Hil.* 1. c. (1823); *Turpin Diet, des Sc. Atlas.* (?)

ESSENTIAL CHARACTER.—*Flowers* usually unisexual, sometimes hermaphrodite. *Calyx* 5-toothed, sometimes obsolete. *Corolla* 5-parted, scarcely distinguishable from the calyx, very cellular, with strongly marked reticulated veins, sometimes fringed. *Stamens* 5, either distinct, or cohering in 3 parcels; *anthers* 2-celled, very long and sinuous. *Ovary* inferior, 1-celled, with 3 parietal placentae; *style* short; *stigmas* very thick, velvety or fringed. *Fruit* fleshy, more or less succulent, crowned by the scar of the calyx, 1-celled, with 3 parietal placentae. *Seeds* flat, ovate, enveloped in an aril, which is either juicy, or dry and membranous; *testa* coriaceous, often thick at the margin; *embryo* flat, with no albumen; *cotyledons foliaceous*, veined; *radicle* next the hilum.—It is an annual or perennial fibrous or tuberous. *Stem* succulent, climbing by means of tendrils formed by abortive leaves (stipules, *St. Hil.*). *Leaves* palmated, or with palmate ribs, very succulent, covered with numerous asperities. *Flowers* white, red or yellow.

ANOMALIES. The ripe fruit is divided into 3 or 4 cells in some *Momordicas*, and is occasionally dry, opening by valves at the apex.

AFFINITIES. Placed by Auguste de St. Hilaire and De Candolle between *Myrtaceae*, to which they appear to have little affinity, and *Passifloraceae*, to which they are so closely allied, that they scarcely differ, except in their sinuous stamens, unisexual flowers, and exalbuminous seeds, the habit of both being exactly the same. By the former of these two writers a very particular account of the structure of the order has been given in the *Mémoires du Muséum*. He adopts the opinion of Jussieu, that the apparent corolla of these plants is really a calyx, considering the apparent calyx to be merely certain external appendages. In discussing the affinities of the order, which he does much at length, he remarks, that *Carica* (now the type of the order *Papayaceae*) should be excluded; that the tendrils of *Cucurbitaceae* are transformed stipules, but scarcely analogous to the stipules of *Passifloraceae*; that there is an affinity between the order and *Campanulaceae*, manifested in the perigynous insertion of the stamens, the inferior ovary, the single style with several stigmas, the quinary division of the flower connected with the ternary division of the fruit, &c. &c. finally, some analogy in the nature of the floral envelopes. He, however, chiefly insists upon their affinity with *Onagraceae*, with which, including *Combretaceae*, they agree in their definite perigynous stamens, single style, exalbuminous seeds, fleshy fruit, and occasionally in the unisexual flowers and climbing stem, being connected in the latter point of view with *Onagraceae* through *Gronovia*, a climbing genus then referred to that order. He also points out the further connexion that exists between *Cucurbitaceae* and *Onagraceae* through *Loasaceae*, which, with an undoubted affinity to the latter, have the habit of the former, especially in the genus *Gronovia* which has just been named. With regard to the supposed affinity of *Cucurbitaceae* to *Myrtaceae*, this is founded upon the characters of a small group, called **NANDHIROBEA**, consisting of plants having the habit of *Cucurbitaceae*, but some resemblance in the form of the fruit to that of *Lecythidaceae*, which border closely upon *Myrtaceae*: but beyond this resemblance in the fruit, which appears to be altogether a structure of analogy rather than of affinity, I find little to confirm the approachment.

GEOGRAPHY. Natives of hot countries in both hemispheres, chiefly within the tropics; a few are found to the north in Europe and North America, and several are natives of the Cape of Good Hope. India appears to be their favourite station.

PROPERTIES. One of the most useful orders in the vegetable kingdom,

comprehending the Melon, the Cucumber, the Choco, and the various species of Gourd, all useful as the food of man. A bitter laxative quality perhaps pervades all these, which, in the Colocynth gourd, is so concentrated as to become an active purgative principle. The Colocynth of the shops is prepared from the pulp of *Cucumis Colocynthis*: it is of so drastic and irritating a nature as to be classed by Orfila among his poisons; but, according to Thunberg, this gourd is rendered perfectly mild at the Cape of Good Hope, by being properly pickled. *Ainslie*, 1. 85. The bitter resinous matter in which the active principles of Colocynth are supposed to exist, is called by chemists Colocynthin. A waxy substance is secreted by the surface of the fruit of *Benincasa cerifera*. It is produced in the most abundance at the time of its ripening. *Delile Descript.* The leaf of *Feuillea cordifolia* is asserted by Drapiez to be a powerful antidote against vegetable poisons. *Ed. P. J.* 4. 221. The fruit of *Trichosanthes palmata*, pounded small and intimately blended with warm cocoa-nut oil, is considered a valuable application in India for cleaning and healing the offensive sores which sometimes form inside of the ears. It is also supposed to be a useful remedy, poured up the nostrils, in cases of ozsena. *Ainslie*, 2. 85. The root of *Bryonia* possesses powerful purgative properties, but is said to be capable of becoming wholesome food if properly cooked. The perennial roots of all the order appear to contain similar bitter drastic virtues, especially that of the *Momordica Elaterium*, or Spirting Cucumber. An extremely active poisonous principle, called Elatine, has also been found in the placenta of this plant. It exists in such extremely small quantity, that Dr. Clutterbuck only obtained 6 grains from 40 fruit. *Ed. P. J.* 3. 307. An ingenious explanation of the cause of the singular ejection of the seeds of this plant will be found in Dutrochet's *Nouvelles Recherches sur VExosmose*. The root of *Bryonia rostrata* is prescribed in India internally, in electuary, in cases of piles. It is also used as a demulcent, in the form of powder. That of *Bryonia cordifolia* is considered cooling, and to possess virtues in complaints requiring expectorants. *Ainslie*, 2. 21. The root of *Bryonia epigsea* was once supposed to be the famous Calombo root, to which it approaches very nearly(?) in quality. The tender shoots and leaves of *Bryonia scabra* are aperient, having been previously roasted. *Ibid.* 2. 212. The seeds of all the species are sweet and oily, and capable of forming very readily an emulsion; those of *Joliffia africana*, an African plant, are as large as chestnuts, and said to be as excellent as almonds, having a very agreeable flavour; when pressed they yield an abundance of oil, equal to that of the finest Olives. De Candolle remarks, that the seeds of this family never participate in the property of the pulp that surrounds them. That this is occasionally extremely dangerous is proved by a case of a sailor who brought home with him a bottle gourd, into which he poured a quantity of beer, of which those who drunk died. Excellent remarks upon the order are to be found in *Royle's Illustrations*, p. 218.

GENERA.

Lagenaria, Ser.	Sicyos, L.	Trichosanthes, L.	Feuillea, L.
Cucumis, L.	Sicydiuin, Schlecht.	<i>Ceratosanthes</i> , Juss.	<i>Nkandiroba</i> , Plum.
<i>Rigocarpus</i> , Neck.	Elaterium, L.	Joliffia, Bojer.	Zanonia, L.
Luffa, Cav.	Momordica, L.	<i>Telfairia</i> , Hook.	<i>Alsomitra</i> , Blume.
Zehneria, Endl.	<i>Amordica</i> , Neck.	Coccinia, W. et A.	Kolbea, Pal. Beauv.
Benincasa, Savi.	<i>Poppy a</i> , Neck.	Cucurbita, L.	Zucca, Commers.
Erythralum, Bl.	<i>Ecbalium</i> , Rich.	<i>Citrullus</i> , Neck.	Allasia, Lour.
Turia, Forsk.	Neurosperma, Rafin.	Invulcraria, Ser.	Thladiantha, Bge.
Bryonia, L.	Sechium, P. Br.	Muricia, T our.	Hepctospermum, Wall.
<i>Solena</i> , Lour.	Melothria, L.	Anguria, L.	Schizocarpum, Schrad.
<i>Cucumnvides</i> , Gasrt,	Colocynthis Schrad.	<i>Psiguria</i> , Neck.	Cyclanthera, Schrad.

ORDER XXXV. LOASACEJE.

LOASEA, *Juss. Ann. Mm.* 5. 18. (1804); *Diet. Sc. Nat.* 27. 93. (1823); *Kuttih, in Nov. Gen. et Sp.* 6. 115. (1823); *DC. Prodr.* 3. 339. (1828.)

ESSENTIAL CHARACTER.—*Calyx* superior or inferior, 5-parted, persistent, spreading in aestivation. *Petals* 5 or 10, arising from within the recesses of the calyx, cucullate, with an inflexed valvate aestivation; the interior often, when present, much smaller than the outer, and truncate at the apex. *Stamens* indefinite, in several rows, arising from within the petals, either distinct or adhering in bundles before each petal, within the cavity of which they lie in aestivation; *filaments* subulate, unequal, the outer ones frequently destitute of anthers. *Ovary* inferior, or nearly superior, 1-celled, with several parietal placentae, or with 1 free central lobed one; *style* single; *stigma* 1, or several. *Fruit* capsular or succulent, inferior or superior, 1-celled, with parietal placentae originating at the sutures. *Seeds* numerous, without aril; *embryo* lying in the axis of fleshy albumen, with the radicle pointing to the hilum, and flat small cotyledons.—*Herbaceous* plants, hispid, with pungent hairs secreting an acrid juice. *Leaves* opposite or alternate, without stipules, usually more or less divided. *Peduncles* axillary, 1-flowered.

ANOMALIES. Ovary sometimes almost superior. Seeds definite³ In *Mentzelia* and *Klaprothia*.

AFFINITIES. Distinguished from *Onagraceae* by their unilocular ovaries and indefinite stamens, part of which are sterile; and perhaps by the latter character, and the additional 5 petals, connected with *Passifloraceae*, with which they also sometimes accord in habit. Their rigid stinging hairs, climbing habit, and lobed leaves, resemble those of some *Urticaceae*, with which, however, they have nothing more of importance in common. On the same account they may be compared with *Cucurbitaceae*, with which they further agree in their inferior unilocular fruit, with parietal placentae, and in the very generally yellow colour of their flowers. This, indeed, is the order with which, upon the whole, *Loasaceae* must be considered to have the closest affinity.

GEOGRAPHY. All American, and chiefly from the more temperate regions, or the tropics, of either hemisphere.

PROPERTIES. Except the stinging property which resides in the hairs of some species, nothing is known of the qualities of these plants.

GENERA.

<i>Klaprothia</i> , H. B. K.	<i>Acrolasia</i> , Presl.	<i>Caiothora</i> , Presl.	<i>Gronovia</i> , L.
<i>Mentzelia</i> , L.	<i>Loasa</i> , Adans.	<i>Blumenbachia</i> , Schrad.	<i>Grammatocarpus</i> , Prsl.
<i>Petalanthera</i> , Nutt.	<i>Ortiga</i> , Feuill.	<i>Bartonia</i> , Sims.	<i>Scyphanthus</i> , Sweet.

ORDER XXXVI. CACTACEJE. THE INDIAN-FIG TRIBE.

CACTI, *Juss. (fen.* 310. (1789) *in part.*—CACTOIDE*, *Vent. Tabl.* 3. 289. (1799).—OPUNTIACEJE, *Juss. Diet. Sc.* 144. (1825) *in part.*; *Kunth. Nov. G. et Sp.* 6. 65. (1823).—NOPALE/K, *DC. Thorie Elim.* 216. (1819).—CACTEJE, *DC. Prodr.* 3. 457. (1828); *Revue des Cacties* (1829). *Mem. Mus.* (1829). *Link and Otto in Verhand. des ver. Gart. Preuss. vol. Hi.* p.412 (1827). *Martius in act. Acad.Nat. Cur. XVI.* (1832).—SP&TALUME£, *Nuttall Act. Philadelph.* 7. 23.

ESSENTIAL CHARACTER.—*Sepals* numerous, usually indefinite, and confounded with the petals, either crowning the ovary, or covering its whole surface. *Petals* numerous, usually indefinite, arising from the orifice of the calyx, sometimes irregular. *Stamens* indefinite, more or less cohering with the petals and sepals; *filaments* long, filiform; *anthers* ovate, versatile. *Ovary* fleshy, inferior, 1-celled, with numerous ovules arranged upon parietal placentae, equal in number to the lobes of the stigma; *style* filiform; *stigmas* numerous, collected in a cluster. *Fruit* succulent, 1-celled, many-seeded, either smooth, or covered with scales, scars, or tubercles. *Seeds* parietal, or, having lost their adhesion, nestled in S m pulp, ovate or obovate, without albumen; *embryo* either straight, curved, or spiral, with in a short thick radicle; *cotyledons* flat, thick, foliaceous, sometimes almost obsolete) in

the leafless species).—Succulent *shrubs*, very variable in form. *Stems* usually angular, or two-edged, or foliaceous. *Leaves* almost always wanting; when present, fleshy, smooth, and entire; or spine-like. *Flowers* either showy or minute, usually lasting only one day or night, always sessile.

ANOMALIES.—The calyx and corolla are distinguishable in *Rhipsalis*, which is also said to have its seeds attached to a central placenta.

AFFINITIES. That remarkable distension or increase of the cellular tissue of vegetables, from which the name of succulent is derived, is no indication of natural affinity, but is rather to be considered a modification of structure which may be common to all tribes. Hence the immediate relationship of Cactaceae is neither with Euphorbiaceae, nor Cassythaceae, nor Asclepiaceae, nor Portulacaceae, nor Asphodelaceae, all of which contain a greater or less number of succulent genera. Through *Rhipsalis*, which is said to have a central placenta, Cactaceae are connected with Portulacaceae, to which also the curved embryo of the section of Opuntiaceae probably indicates an approach. De Candolle further traces an affinity between these plants and Mesembryaceae. For an elaborate account of this order, see his memoir above quoted. Grossulaceae, with which they were formerly combined, are manifestly different in a large number of points. Nuttall separates from these what he calls Spætalumeae, which contain nothing but a certain plant named *Lewisia*. That species, however, seems to be only a Cactus with nearly superior fruit. Nuttall, indeed, says that it has not the habit of Cactaceae; but it is not easy to say what the habit is of an order which comprehends such plants as the leafy *Pereskias*, the cord-like *Rhipsalis*, and the lumpish *Melocacti*. *Lewisia*, of which alone Spætalumese consist, is a sort of leafy *Mammillaria*.

GEOGRAPHY. America is the station of the order; no species appearing to be natives of any other part of the world; in that country they are abundant in the tropics, extending a short distance beyond them, both to the north and the south. De Candolle states that 32° or 33° north latitude is the northern limit of the order; but it is certain that a species is either wild or naturalised in Long Island, in latitude 42° north, and that there is another somewhere about 49°, in the Rocky mountains. The species which are said to be wild or naturalised in Europe, Mauritius, and Arabia, have been introduced from America, and having found themselves in situations suitable to their habits, have taken possession of the soil like actual natives: in Europe this does not extend beyond the town of Final, in 44° north latitude. There is no reason for supposing that the modern *Opuntia* is described in Theophrastus, as Sprengel asserts; the description of the former writer applying, as far as it applies to any thing now known, rather to some tree like *Ficus religiosa*. Hot, dry, exposed places are the favourite stations of Cactaceae, for which they are peculiarly adapted, in consequence of the imperfect evaporating pores which they possess, as compared with other plants; a circumstance which, as De Candolle has satisfactorily shewn, will account for the excessively succulent state of their tissue. For geographical observations see *Martins in Ann. Sc. 2.ser. 2. 110.*

PROPERTIES. The fruit is very similar in its properties to that of Grossulaceae, in some being refreshing and agreeable to the taste, in others mucilaginous and insipid; they are all, however, destitute of the excessive acidity of some gooseberries and currants. The fruit of *Opuntia vulgaris* has the property of staining red the urine of those who eat it. The juice of *Mammillaria* is remarkable for being slightly milky, and at the same time sweet and insipid.

GENERA.

Mammillaria, Haw.	Echinocactus, Salm.	Opuntia, Toum.	Rhipsalis, Gaertn.
Lewisia, Pursh.	CVreus, DC.	Peieskia, Plum.	Hariota, Adans.
Melocactus, C. Bauh.	Phyllanthus, Neck.		

ORDER XXXVII. HOMALIACE.E.

HOMALINEJE, R. *Brown in Congo*, (1818); *DC. Prodr.* 2. 53. (1625.)

ESSENTIAL CHARACTER.—*Calyx* funnel-shaped, superior, with from 5 to 15 divisions. *Petals* alternate with the segments of the calyx, and equal to them in number. *Glands* present in front of the segments of the calyx. *Stamens* arising from the base of the petals, either singly or in threes or sixes; *anthers* 2-celled, opening longitudinally. *Ovary* half-inferior, 1-celled, with numerous ovules; *styles* from 3 to 5, simple, filiform, or subulate; *ovules* attached to as many parietal placentae as there are styles. *Fruit* berried or capsular. *Seeds* small, ovate, or angular, with an embryo in the middle of fleshy albumen.—*Trees* or *shrubs*. *Leaves* alternate, with deciduous stipules, toothed or entire. *Flowers* in spikes, racemes, or panicles.

ANOMALIES. It is said there are no glands in *Napimoga*. *Astranthus* is said to have a superior ovary; but this requires confirmation.

AFFINITIES. According to *Brown*, related to *Passifloraceae*, especially to *Smeathmannia*, from which, however, their inferior ovary distinguishes them, to say nothing of their general want of stipules and glands on the leaves, of the presence of glands at the base of the floral envelopes, and of their erect and very different habit. With *Malesherbiaceae* they agree and disagree much as with *Passifloraceae*. From *Rosaceae*, *Bixaceae*, and *Flacourtiaceae*, to all which they have a greater or less degree of affinity, they differ in many obvious particulars. *De Candolle* places them between *Samydaceae* and *Chailletiacese*, describing them as apetalous, but classing them with his *Dichlamydeae*; *Brown* also understands them as without petals; but I confess I cannot comprehend what petals are, if the inner series of the floral envelopes of these plants be not so; an opinion which their supposed affinity with *Passifloraceae* would confirm, if analogy could be admitted as evidence in cases which can be decided without it. I may remark, that the statement of *De Candolle*, that the stamens are opposite the sepals (*Prodr.* 3. 53.) is inaccurate; they are, as *Brown* describes them (*Congo*), opposite the petals.

GEOGRAPHY. All tropical, and chiefly African or Indian. Four or five species are described from the West Indies and South America.

PROPERTIES. Unknown.

GENERA.

<i>Homalium</i> , Jacq.	<i>Blackwellia</i> , Comm.	<i>Pineda</i> , R. et P.	<i>Eriudaphus</i> , N. ab Es.
<i>Acoma</i> , Adans.	<i>Vermontea</i> , Comm.	<i>Nisa</i> , Pet. Thou.	(10).
<i>Racoubea</i> , Aubl.	<i>Astranthus</i> , Lour.	<i>Myriantheia</i> , Pet. Thou.	<i>Adenobasium</i> , Presl.
<i>Napimoga</i> , Aubl.			

ALLIANCE V. FICOIDALES.

ESSENTIAL CHARACTER.—*Petals* extremely narrow and numerous; placentation not Parietal.

Notwithstanding the resemblances of the only order that belongs to this alliance and the foregoing, the central placentation completely separates them. % most botanists a number of apetalous genera are admitted here; but they seem in reality to have far more affinity with *Chenopodiaceae*.

ORDER XXXVIII. FICOIDEJE or MESEMBRYACEÆ.

FICOIDEJE, *Juss. Gen.* 315. (1789) ; *Diet. Sc. Nat.* 16. 528. (1820); *DC. Prodr.* 3. 415. (1828); *Salm Dyck Monogr. Mesemb.* (1834).

ESSENTIAL CHARACTER. *Sepals* definite, usually 5, but varying from 4 to 8, more or less combined at the base, either cohering with the ovary, or nearly distinct from it, equal or unequal, with a quincuncial or valvate aestivation. *Petals* indefinite, coloured, in many rows, opening beneath bright sunshine. *Stamens* arising from the calyx, indefinite, distinct; *anthers* oblong, incumbent. *Ovary* inferior, or nearly superior, many-celled; *stigmas* numerous, distinct. *Capsule* surrounded by the fleshy calyx, many-celled, opening in a stellate manner at the apex. *Seeds* definite, or more commonly indefinite, attached to the inner angle of the cells; *embryo* lying on the outside of mealy *albumen*, curved or spiral. —*Shrubby* or *herbaceous* plants. *Leaves* succulent, opposite, simple. *Flowers* usually terminal.

AFFINITIES. The embryo curved round mealy albumen, along with the superior calyx, and distinctly perigynous stamens, characterises these among their neighbours, independently of their succulent habit. With Crassulaceæ, Chenopodiaceæ, and Silenaceæ, they are more or less closely related. Reaumuriaceæ and Nitrariaceæ, combined with Mesembryaceæ by De Candolle, are families different in affinity. The order has been made to contain several genera which are essentially distinct, and which approach closely to Chenopodiaceæ.

GEOGRAPHY. The hottest sandy plains of the Cape of Good Hope nourish the largest part of this order. A few are found in the south of Europe, north of Africa, Chile, China, Peru, and the South Seas.

PROPERTIES. The succulent leaves of a few are eaten, as of *Mesembryanthemum edule*; others yield an abundance of soda. *Mesembryanthemum nodiflorum* is used in the manufacture of Maroquin leather.

GENERA.

Mesembryanthemum,	Glinus, L.	Orygia, Forsk.
L.	Rolofa, Adans.	Kolleria, Presl.
Hymenogyne, Haw.	Plenckia, Rafin.	

ALLIANCE VI. BEGONIALES.

ESSENTIAL CHARACTER.—*Flowers* unisexual. *Placenta* central.

ORDER XXXIX. BEGONIACEJÆ.

BEGONIACEÆ, *R. Brown in Congo*, 464. (1818) ; *Link Handb.* 1. 309. (1829); *Martius, H. Reg. Mm.* (1829); *Conspectus*, No. 168. (1835).

ESSENTIAL CHARACTER —*Flowers* unisexual. *Sepals* superior, coloured; in the males 4, 2 within the others and smaller; in the females 5, imbricated, two smaller than the rest. *Stamens* indefinite, distinct or combined into a solid column; *anthers* collected in a head, 2-celled, continuous with the filaments, clavate, the connective very thick, the cells minute, bursting longitudinally. *Ovary* inferior, winged, 3-celled, with 3 double polyspermous placentæ in the axis; *stigmas* 3, 2-lobed, sessile, somewhat spiral. *Fruit* membranous, capsular, winged, 3-celled, with an indefinite number of minute seeds; bursting by slits at the base on each side of the wings, *fired** with a transparent thin *testa* marked by reticu-

lations, which are oblong at the sides and contracted at either extremity; *embryo* very cellular, without *albumen*, with a blunt round *radicle* next the hilum.—*Herbaceous* plants or *under-shrubs*, with an acid juice. *Leaves* alternate, toothed, oblique at the base. *Stipules* scarious. *Flowers* pink, in cymes.

AFFINITIES. These have always been considered extremely puzzling. I formerly supposed the order related to Hydrangea from some resemblances in its seeds, &c.; others have approximated it to Polygonaceae on account of the stipules, 3-cornered fruit, and coloured calyx. Link places the order near Umbelliferae; Von Martius next Scaevolaceae; but the real affinities seem to be with Cucurbitaceae and the epigynous group in general. With Cucurbitaceae the order accords in the unisexual flowers, in the sinuous stamens, and peculiar stigmas, and even in the ternary number of the carpels; all points of considerable importance, inasmuch as they do not often occur elsewhere. That the tendency of Begoniaceae is to form petals is indicated, firstly, by the coloured and highly developed state of the floral envelope of ordinary Begonias; and, secondly, by those of Eupetalum, in which there is a distinct separation of petals and sepals, and by their number an approach to the proportions of Onagraceae, with which Begoniaceae have probably a considerable affinity.

GEOGRAPHY. Common in the West Indies, South America, and the East Indies. Brown remarks, that no species has been found on the continent of Africa, though several have occurred in Madagascar and the Isles of France and Bourbon, and 1 in the island of Johanna. *Congo*, 464.

PROPERTIES. The roots are astringent and slightly bitter. Those of 2 species are employed in Peru with success in cases of a flux of blood, or in other visceral diseases in which astringents are employed. They are also said to be useful in cases of scurvy, and in certain fevers.

GENERA.

Begonia, L. Eupetalum, (11).

GROUP HI. *Parietosæ.*

ESSENTIAL CHARACTER.—P/acentia parietal, or, which is the same thing, arising from the base of carpels combined into a one-celled ovary.

These plants possess common characters that are never overlooked in any plan of arrangement that is not artificial. The early part of the group consists of portions of De Candolle's thalamiflorous plants better brought together, and the remainder is composed of orders that are separated by their perigynous stamens, although combined by every other peculiarity. The only orders upon the correctness of whose position doubt can be thrown are Moringaceae, Samydaceae, and Passifloraceae. Of Moringaceae so little is known that they cannot affect the arrangement either one way or the other; Samydaceae are extremely like Smeathmannia among Passifloraceae, and certain Bixaceae and Flacourtiaceae, which are equally apetalous, and have no better position. With regard to Passifloraceae, it is true that they are very near Cucurbitaceae; but so they are Violaceae, and upon the whole they may be best considered in this order as formations analogous with that of Cucurbitales in the bordering group of Epigynosae. A great many genera of this group are apetalous.

ALLIANCE I. *CRUCIALES*.

ESSENTIAL CHARACTER.—*Embryo* curved. *Albumen* absent.

This character completely cuts off the Crucial from all other Parietous alliances. It has no very positive external relation, but may be accounted as near Violates as anything else.

ORDER XL. CRUCIFERIE. } OR } THE CRUCIFEROUS TRIBE. BRASSICACE^E. }

CRUCIFERIE, *JUSS. Gen.* 237. (1789); *DC. Mcmoire sur les Crucifères (no date); Syst.* 2. 139. (1821); *Prod.* 1.131. (1824); *LindL Synops.* 20. (1829); *Bartl. Ord.Nat.* 2C1. (1830).

ESSENTIAL CHARACTER.—*Sepals*, 4 deciduous, cruciate. *Petals* 4, cruciate, alternate with the sepals. *Stamens* 6, of which two are shorter, solitary, and opposite the lateral sepals; occasionally toothed; and four longer, in pairs, opposite the anterior and posterior sepals, generally distinct, sometimes connate, or furnished with a tooth on the inside. *Disk* with various green glands between the petals and the stamens and ovary. *Ovary* superior, unilocular, with parietal placentae usually meeting in the middle, and forming a spurious dissepiment. *Stigmas* two, opposite the placentae. *Fruit* a silique or silicule, 1-celled, or spuriously 2-celled; 1- or many-seeded; dehiscing by two valves separating from the replum; or indchiscent. *Seeds* attached in a single row by a funiculus to each side of the placentae, generally pendulous. *Albumen* none. *Embryo* with the radicle folded upon the cotyledons.—*Herbaceous* plants, annual, biennial, or perennial, very seldom suffruticose. *Leaves* alternate. *Flowers* usually yellow or white, seldom purple.

ANOMALIES. *Schizopetalum* has 4 cotyledons; sometimes the petals are abortive.

AFFINITIES. This order is among the most natural that are known, and its character of having what Linnaean botanists call tetradynamous stamens is scarcely subject to exception. It has a near relation to Capparidaceae, with which it agrees in the number of the stamens of some species of that order, in the fruit having two placentae and a similar mode of dehiscence, and in the quaternary number of the divisions of the flower. To Papaveraceae it is thought to approach in the number of the petals, an unusual number to prevail in dicotyledonous plants, and again in the structure of the fruit of some genera of that order, such as *Glaucium* and *Chelidonium*; with the siliquose-fruited Fumariaceae it has also some analogy, and even with the whole of that order in the number of its petals, supposing the common opinion of the nature of the floral envelopes of Fumariaceae to be correct, or in the binary division of its flower, from which the quaternary is only a slight deviation, upon the hypothesis I have suggested in speaking of that order. But the totally different structure of the seed forbids Crucifere to be associated in the same group with the latter.

Crucifere may be said to be characterised essentially by their deviation from the ordinary symmetry observable in the relative arrangement of the parts of fructification of other plants,—deviations which are of a very interesting nature. Their stamens are arranged thus: two stand opposite each of the anterior and posterior sepals, and one opposite each of the lateral sepals; there being 6 stamens to 4 sepals, instead of either 4 or 8, as would be normal. Now in what way does this arise? is the whorl of stamens to be considered double, one of the series belonging to the sepals, and one to the petals, and, of these, one imperfect? I am not aware of any such explanation having been offered, nor do I know of any better one. It appears to me that the outer series is incomplete, by the constant abortion of the stamens belonging to the

anterior and posterior sepals. But it is in their fruit that their great peculiarity consists.

As the placentae are opposite the lobes of the stigma in this order, it is difficult to reconcile their fruit with any general theory of structure. Either it is in reality composed of four carpels, two of which are abortive, as is suggested in the *Botanical Register*, fol. 1168, or each of the two lobes of the stigma is composed of two half lobes belonging to different carpels. In any view, the dissepiment which cuts off the interior of the fruit into 2 cells must be considered spurious, and a mere expansion of the placentae.

Almost all Cruciferae are destitute of bracts, and have the calyx imbricated aestivation; but Brown has noticed (*Denham*, p. 7) that in *Savignya* and *Ricotia* it is valvate.

Linnaeus divided this order, which is the same as his *Tetradynamia*, by the form of the fruit, under two heads, bearing the names of *Siliquosa* and *SUiculosa*. More recently, divisions have been founded upon the nature of the plicature of the cotyledons, and the position of the radicle with respect to them. It is difficult to say what degree of importance really deserves to be attached to these characters, which are however in general use, and which will probably continue to be employed for the purpose of distinction.

GEOGRAPHY. An order eminently European; 166 species are found in northern and middle Europe, and 178 on the northern shore or islands of the Mediterranean; 45 are peculiar to the coast of Africa, between Mogador and Alexandria; 184 to Syria, Asia Minor, Tauria, and Persia; 99 to Siberia; 35 to China, Japan, or India; 16 to New Holland and the South Sea Islands; 6 to the Isle of France and the neighbouring islands; 70 to the Cape of Good Hope; 9 to the Canaries or Madeira; 2 to St. Helena; 2 to the West Indies; 41 to South America; 48 to North America; 5 to the islands between North America and Kamtchatka; and 35 are common to various parts of the world. This being their general geographical distribution, it appears that, exclusive of species that are uncertain, or common to several different countries, about 100 are found in the southern hemisphere, and about 800 in the northern, or 91 in the new, and the rest in the old world. Finally, if we consider them with regard to temperature, we shall find that there are,—

In the frigid zone of the northern hemisphere.	205
In all the tropics (and chiefly in mountainous regions)	30

Such were the calculations of De Candolle in 1821 (*Syst.* 2. 142). Although requiring considerable modification, especially in the Asiatic and North American numbers, which are much too low, they serve to give a general idea of the manner in which this order is dispersed over the globe.

PROPERTIES. The universal character of Cruciferae is to possess antiscorbutic and stimulant qualities, combined with an acrid flavour. These are so uniform, that I shall only offer some general remarks upon them; for which I am chiefly indebted to De Candolle's *Essai sur les Propriétés Mídicales des Mantes*, to which I refer those who wish for more information. Cruciferae contain a great deal of nitrogen, to which it is supposed is due their animal odour when rotting. Mustard, Cress, Horseradish, and many others, are extremely stimulating and acrid. The seeds of *Sinapis chinensis* are considered by Hindoo and Mahometan practitioners as stimulant, stomachic, and laxative. *Ainslie*, 1. 230. The seeds of one species of *Arabis* (*chinensis Rottler*) are prescribed by the Indian doctors as stomachic and gently stimulant; but they apprehend its bringing on abortion if imprudently given. *Ibid.* 2. 12. When the acrid flavour is dispersed among an abundance of mucilage, various parts of these plants become a wholesome food; such as the root of the Radish and the Turnip, the herbage of the Water-cress, the Cabbage, the Sea-kale, and

the stems of the various plants of the cabbage tribe. Prince Maximilian, of Wied Neuwied, relates that the Brazilian Indians use a kind of cress, which in taste resembles that of Europe, as a good remedy for asthma. *Travels*, 1. 35. Their seeds universally abound in a fixed oil, which is expressed from some species, as the Rape, for various economical purposes.

GENERA.

§ 1. ARABIDE/E, DC.	Peltaria, L.	Warea, Nutt.	? Disaccium, DC.
Mathiola, R. Br.	<i>BuhnUchia</i> , Crz.	§ 8. CAMELINEJE, DC.	Moricandia, DC.
Cheiranthus, R. Br.	Pecrocallis, R. Br.	Stenopetalum, R. Br.	Orychophragmus, Bge.
<i>Psilostylis</i> , Andrz.	Draba, DC.	Camelina, Crz.	Diploxaxis, DC.
Nasturtium, R. Br.	Mathewsia, Hooker.	<i>M'&nvhia</i> , Roth.	Eruca, Tourn.
<i>Brack if lobos</i> , Dcsv.	Ptilotrichum, Meyer.	Eudema, II. Bk.	<i>Euzomum</i> , Link.
<i>Roupa</i> , Scop.	Erophila, DC.	Hymenophysa, Meyer,	Erucastrum, Rchb.
Leptocarpuea, DC.	Cochlearia, Tourn.	Neslia, Desv.	Ramphospermum,
Notoceras, R. Br.	Tetrapoma, Turcz.	<i>Rupistrum</i> , Gaertn.	Andrz.
<i>Diceratium</i> , Lga.	Kernera, Modik.	<i>Vogylia</i> , Fl. Wett.	§ 13. VELLE/E, DC.
Barbarea, R. Br.	§ 3. THLASPIDE/E, DC.	§ 9. LEPIDINEIK, DC.	Vella, L.
Streptanthus, Nutt.	Thlaspi, Dill.	Senebiera, Poir.	Boleum, Desv.
Stevnia, Adans.	Pterolobium, Andrz.	<i>Corunupun</i> , Hall.	Carrichtera, DC.
Braya, Sternb.	Hutchinsia, R. Br.	Lepidium, R. Br.	Succowia, Med.
Oreas, Cham.	Noccaea, Moench.	<i>Lejia</i> , Dcsv.	§ 14. PSYCHINEAS, DC.
<i>Orobium</i> , Itchb.	Tccsdalia, R. Br.	<i>iM.sioptem</i> , Andrz.	Schouwia, DC.
Eutrema, R. Br.	<i>(luppiniri</i> , Bat.	<i>Dilcptom</i> , Raf.	Psychine, Desf.
Platypetalum, R. Br.	Iberis, L.	<i>Cardaria</i> , Desv.	§ 15. ZILLEAS, DC.
Platyspermum, Hook.	Biscutella, L.	<i>Cardioltyris</i> , Wall.	Zilla, Forsk.
Smelowskia, Meyer.	Megacarpita, DC.	Menonvilhea, DC.	Muricaria, Desv.
Tnphrospermum, Mey.	Cremolobus, DC.	Hexaptera, Hooker.	Calcipina, Adans.
Turritis, Dillen.	§ 4. EUCLIDIEJK, DC	Subularia, L.	§ 16. RAPHANE&, DC.
Arabis, L.	Euclidium, R. Br.	Capsella, Vent.	Crambe, Tourn.
<i>Abasicarpon</i> , Andrz.	Ochthodium, DC.	<i>Rodschiedia</i> , Fl.Wett.,	Didesmus, Desv.
Macropodium, R. Br.	Pugionium, Gaertn.	<i>Bivoiicja</i> , DC.	Rapistrum, Boerh.
Parrya, R. Br.	§ 5. ANASTATICEJE, DC,	Eunomia, DC.	Enarthrocarpus, Lab.
Cardamin, DC.	Anastatica, Gaertn.	jfethionema, R. Br.	Raphanus, L.
Pteroneuron, DC.	Morettia, DC.	§ 10. ISATIDEiE, DC.	§ 17. BU'NADEiE, DC.
Dentaria, Tourn.	§ 6. CAKILINEiE, DC.	Aphragmus, Andr.	Bunias, R. Br.
Neurolooma, Andrz.	Cakile, Tourn.	Tauscheria, Fisch.	<i>Ladia</i> , Pers.
§ 2. ALYSSINEA, DC.	Cordylocarpus, Desf.	I satis, C. Bauh.	§ 18. ERUCARIEA, DC.
Lunaria, L.	Chorispora, DC.	<i>Samcraria</i> , Dcsv.	Erucaria, Gaertn.
Savignya, DC.	§ 7. SISYMBRE/E, DC.	Myagrurn, Tourn.	<i>Cordylocarpus</i> , W.
Ricotia, L.	Malcomia, R. Br.	Sobolewskia, M. B.	§ 19. SCHIZOPETALKyK,
Farsetia, Turr.	Triceras, Andrz.	Tetrapterygium, F. et	Schizopetalum, Sims.
<i>Flbigia</i> , Med.	Oudneya, R. Br.	M.	§ 20. HELIOPHILE&k
Berteroa, DC.	Hesperis, L.	Dipterygium, Decais.	DC.
Aubrietia, Adans.	<i>Deilosma</i> , Andrz.	Thysanocarpus, Hook.,	Chamira, Thunb-
Vesicaria, Lam.	Andreoskia, DC.	§ 11. ANCHONIEJE, DC,	Heliophila, L.
Schivereckia, Andrz.	<i>Hesjwridopsis</i> , DC.	Goldbachia, DC.	<i>Trentepohlia</i> , Roth.
Alyssum, DC.	<i>Dontostemon</i> , Andrz.	Anchonium, DC.	Carponema, DC. Eckl.
<i>Adyseton</i> , Scop.	Sisymbrium, All.	Sterigma, DC.	Leptormus, DC. Eckl.
Odontarrhena, Meyer,	Redowskia, Cham.	<i>Sterigmstemon</i> , M.	Ormiscus, DC. Eckl.
Glyce, Lindl.	Hugueninia, Rchb.	B.	Selenocarpaca, DC.
<i>Koniga</i> , R. Br.	Alliaria, Adans.	<i>Arthrolobus</i> , Stev.	Eckl.
Meniocus, Dcsv.	Erysimum, Gaertn.	§ 12. BRASSICEJE, DC,	Pachystylum, DC.
Silonema, Meyer.	<i>Coringia</i> , Heist.	Brassica, L.	Eckl.
Selenia, Nutt.	<i>Syrenia</i> , Andrz.	<i>Gunthera</i> , Andrz.	Carpopodium, DC.
Discovium, Raf.	<i>Cheirinia</i> , Lk.	Sinapis, Tourn.	Eckl.
Clypeola, Gaertn.	<i>Gorinkia</i> , Presl.	<i>Hirschfddia</i> , Mbnch.,	§ 21. BRACHYCARPJEA,
<i>Orium</i> , Desv.	Leptaleum, DC.	<i>Bonannia</i> , Presl.	DC.
<i>Bergentia</i> , Desv.	Stanleya, Nutt.		Brachycarpsa, DC.

For another mode of arranging the genera, see *Bartling Ord. Nat.* p. 261.

In the opinion of Nuttall, Warea and Stanleya constitute a very distinct natural order, intermediate between Crucificiic and Capparidaccsc. lie call* it STANLEY, *Act. Acad. PhU.* 7. 85.

ORDER. XLI. CAPPARIDACEJE. THE CAPER TRIBE.

CAPPARIDE*, *JUSS. Gen. 242.* (1789); *Ann. Mus.* 18. 474. (1811); *DC. Prodr.* 1. 237. (1824).

ESSENTIAL CHARACTER.—*Sepals*, 4, either nearly distinct, equal, or unequal, or cohering in a tube, the limb of which is variable in form. *Petals* 4, cruciate, usually unguiculate and unequal. *Stamens* almost perigynous, very seldom tetradynamous, most frequently arranged in some high multiple of a quaternary number, definite or indefinite. *Disk* hemispherical, or elongated, after bearing glands. *Ovary* stalked; *stylo* none, or filiform. *Fruit* either podshaped and dehiscent, or baccate, 1-celled, very rarely 1-seeded, most frequently with 2 polyspermous placentae. *Seeds* generally reniform, without albumen, but with the lining of the testa tumid, attached to the margin of the valves; *embryo* incurved; *cotyledons* foliaceous, flattish.—*Herbaceous plants, shrubs, or even trees*, without true stipules, but sometimes with spines in their place. *Leaves* alternate, stalked, undivided, or palmate. *Flowers* in no particular arrangement.

ANOMALIES. Some species of *Niebuhrria*, *Maerua*, *Boscia*, *Cadaba*, and *Thylacium*, have no petals. The stamens are occasionally tetradynamous, according to De Candolle.

AFFINITIES. Distinguished from *Crucifera* by their stamens being often indefinite, if definite never tetradynamous, or scarcely ever, and by their reniform seeds. They are related to *Passifloraceae* in their stipitate ovary, and fleshy indehiscent fruit with parietal polyspermous placentae; and to *Flacourtiaceae* in the structure of their fruit, parietal placentae, and indefinite stamens; from these last they are known by their narrow placenta?, exalbuminous seeds and peculiar habit; and from the former by a number of obvious characters. Brown remarks (*Denkam*, 15,) that some species of *Capparis*, of which *C. spinosa* is an example, have as many as 8 placenta?. Aug. de St. Hilaire and Moquin Tandon state that *Capparidaceae* are referable to a tetrandrous type, which is very possible. But the explanation they give, or the proofs they offer of this are less clear than could be desired. (See *Ann. des*, §c. 20. 321).

GEOGRAPHY. They are chiefly found in the tropics and in the countries bordering upon them, where they abound in almost every direction. Of the capsular species, a single one, *Cleome violacea*, is found in Portugal; another, *Polanisia graveolens*, occurs as far to the north as Canada; and one or two others are met with in the southern provinces of the United States. Of the fleshy-fruited kinds, the common Caper, *Capparis spinosa*, a native of the most southern parts of Europe, is that which approaches the nearest to the north; Africa abounds in them.

PROPERTIES. De Candolle compares *Capparidaceae* with *Cruciferae* in regard to their sensible qualities; and they no doubt resemble each other in many respects; for instance, the flower-buds of the Caper are stimulant, antiscorbutic, and aperient, and form a well known pickle; the bark of the root of the Caper passes for a diuretic; and some species of *Cleome* and *Polanisia* have a pungent taste, like that of mustard. The root of *Cleome dodecandra* is used as a vermifuge in the United States. *Cleome icosandra* acts as a vesicatory, and is used in Cochin China as a sinapism. Dancer states that the bark of the root of *Crataeva gynandra* blisters like *Cantharides*. *Ainslie*, 2. 88. There is a plant called *Fruta de Burro*, found in the neighbourhood of Carthage, the fruit of which is extremely poisonous. It is supposed to be a species of *Capparis*, nearly allied to the *Capp. pulcherrima* of Jacquin; and must not be confounded with the *Fruta del Burro* of Humboldt, found in Guiana, which is a valuable medicinal plant, belonging to *Anonaceae*.

GENERA.

§ i. CLEOMKIE, DC.	Cristatella, Nutt.	Boscia, Lam.	Stephania, Willd.
Dactylaena, Schrad.	Jacksonia, Rafin.	Podoria, Pers.	Steriphoma, Spr.
Cleomella, DC.	Physostemon, Mart.	Cadaba, Forsk.	Morisonia, Plum.
Peritoma, DC.	Rorida, Forsk.	Strcemia, Vahl.	Busbeckea, Endl.
Gynandropsis, DC.	§ 2. CAPPAREJE, DC.	Schepperia, Neck.	Thylacium, Lour.
Podogyne, Hffg.	Corynandra, Schrad.	Macromerum, Burch.	Maerua, Forsk.
Cleome, L.	Tovaria, Fl. Peruv.	Atamisquea, Miers.	Hermupoa, Loeffl.
Siliquaria, Forsk.	Crataeva, L.	Capparis, L.	Roydsia, Wall.
Polanisia, Rafin.	Othrys, Pet. Thou.	Sodada, Forsk.	? Sing-ana, Aubl.
	Niebhuria, DC.		Sterbeckia, Schreb.

ORDER XLII. RESEDACEÆ. THE MIGNONETTE TRIBE.

RESEDACEA, DC. *Thlor. ed.* 1. 214. (1813) ; *Lindl. Synops.* 219. (1829) ; *Aug. de St. Hil. Ann. Soc. Roy. Orl. vol.* 13.

ESSENTIAL CHARACTER.—*Calyx* many parted. *Petals* lacerated, unequal. *Disk* hypogynous, one-sided, glandular. *Stamens* perigynous, definite; *filaments* erect; *anthers* 2-celled, opening longitudinally. *Ovary* sessile, 3-lobed, 1-celled, many-seeded, with 3 parietal placentae. *Stigmas* 3, glandular, sessile. *Fruit* dry and membranous, or succulent, opening at the apex. *Seeds* several, reniform, attached to 3 parietal placentae; *embryo* taper, arcuate, without albumen; *radicle* superior.—*Herbaceous* plants with alternate *leaves*, the surface of which is minutely papillose; and minute, gland-like *stipules*.

AFFINITIES. In the former edition of this work and elsewhere I described the structure of Resedaceae very differently, considering the apparent calyx as an involucre, the petals as abortive male flowers, and the disk as the calyx of a central bisexual flower. I am, however, now convinced, by the arguments of Henslow, that this view was erroneous, and I accordingly revert to the old view of its organization and affinities. These latter are chiefly with Capparidaceae, to which the seeds, and the great disk out of which the stamens arise, along with the parietal placentae, agree. In habit it is extremely like Datisceae.

GEOGRAPHY. Weeds inhabiting Europe, the adjoining parts of Asia, the basin of the Mediterranean, and the adjacent islands.

PROPERTIES. Nothing further is known of them than that *Reseda luteola* yields a yellow dye, and that the Mignonette (*R. odorata*) is among the most fragrant of plants.

GENERA.

Reseda, L.	Ochradenus, DC.
Sesamella, Reichenb.	Astrocarpus, Neck.

ALLIANCE II. VIOLALES.

ESSENTIAL CHARACTER.—*Stamens* few, with no collection of abortive petals or stamens into an external ring. *Embryo* never curved.

With the exception of Moringaceae, the orders combined under this alliance are most naturally connected. Sauvagesiae point towards Hypericaceae, while Samydaceae, notwithstanding their apetalous flowers, so completely agree with Violaceae in their fruit, that the accuracy of their position can hardly be doubted. The coloured internal face of the calyx of the former order gives that part the same sort of claim to be considered coralline as the analogous organ in Ranunculaceae?.

ORDER XLIII. VIOLACEÆ. THE VIOLET TRIBE.

VIOLARIÆÆ, DC. *Fl. Fr.* 4. 801. (1805); *Juss. Ann. Mus.* 18. 476. (1811); *DC. Prodr.* 1. 287. (1824); *Bartl. Ord. Nat.* 283. (1830).—**VIOLACEJÆ**, *Lindl. SynojH.* 35. (1829).

ESSENTIAL CHARACTER.—*Sepals* 5, persistent, with an imbricate aestivation, usually elongated at the base. *Petals* 5, hypogynous, equal or unequal, usually withering, and with an obliquely convolute aestivation. *Stamens* 5, alternate with the petals, occasionally opposite them, inserted on a hypogynous disk, often unequal; *anthers* bilocular, bursting inwards, either separate or cohering, and lying close upon the ovary; *filaments* dilated, elongated beyond the anthers; two, in the irregular flowers, generally furnished with an appendage or gland at their base. *Ovary* 1-celled, many-seeded, or rarely 1-seeded, with ³ parietal placentae opposite the 3 outer sepals; *style* single, usually declinate, with an oblique hooded *stigma*. *Capsule* of 3 valves, bearing the placentae in their axis. *Seeds* often with a tumour at their base; *embryo* straight, erect, in the axis of fleshy *albumen*.—*Herbaceous* plants or *shrubs*. *Leaves* simple, usually alternate, sometimes opposite, stipulate entire, with an involute *vernation*. *Inflorescence* various.

ANOMALIES.—The berry of *Pentaloba* is 5-lobed.

AFFINITIES. Brown, in speaking of *Violaceæ*, mentions, in his Appendix to the Congo Voyage, a genus, at that time unpublished, called *Hymenanthera*, having 5 scales alternating with the petals, with a bilocular berry, in each cell of which is a single pendulous seed. It appears very paradoxical to associate such a plant with an order otherwise well defined; and Brown himself seems to think it should be placed between *Violaceæ* and *Polygalaceæ*. The structure of this genus seems to point out the relation of those two orders, to the latter of which, however, it rather appears to me to be referable. These orders differ from each other, in the latter having a 2-celled not 1-celled ovary, leaves without stipules, and 1-celled anthers. *Droseraceæ* are known from *Violaceæ* by their numerous styles, minute embryo, circinate leaves, and want of stipules. *Passifloraceæ*, to which the baccate genera of *Violaceæ*, and especially *Corynostylis* (*Calypttrion*, DC), which has a twining stem, undoubtedly approach, are distinguished by a multitude of characters. "The irregular flowers, dilated filaments and sepals, and stipulate leaves, of *Violaceæ*, usually indicate them at once; but the regular-flowered fruticose genera, which constitute the tribe of *Alsodineæ*, are not to be recognised by a combination of such characters.

GEOGRAPHY. Of the tribes, *Violææ* chiefly consist of European, Siberian, and American plants; a few only being found within the tropics of Asia. They are abundant in South America, the forms of which are, however, materially different from those of the more temperate parts of the world, most of them being shrubs, while the northern *Violets* are uniformly herbaceous, or nearly so. *Alsodineæ* are exclusively South American and African, with the exception of *Pentaloba*, which belongs to the Malayan Flora.

PROPERTIES. The roots of all *Violaceæ* appear to be more or less emetic, a property which is strongly possessed by the South American species, and in a less degree only by those of Europe. Hence they form part of the herbs known under the name of *Ipecacuanha*. *Ionidium parviflorum* is used by the Spanish Americans, and *I. Poaya* by the Brazilians, as a substitute for *Ipecacuanha*. *PL Us.* 9. and 20. The root of another species, called *Poaya*, *Poaya da praia*, and *Poaya branca*, the *Ionidium Itubu* of Kunth, is commonly sold as true *Ipecacuanha*, to which it approaches very nearly in its properties. At Pernambuco it is esteemed the very best remedy that can be employed in dysentery; and the inhabitants of Rio-Grande-do-Norte consider it a specific against gout. *Ibid.* no. 11. The foliage of the *Conohoria Lobolobo* is used in Brazil for the same purposes as Spinach with us. Boiled, it becomes mucilaginous. *Ibid.* 10. *Viola canina* is reputed a powerful agent for the

"vomiting root": *Psychotria*, *Cypripedium*, *Ipecacuanha*, *Adelphia*, *Euphorbia*, *Ipeca* v *ca* *l* *ad*.

removal of cutaneous affections; and *Anchietea salutaris* is accounted by the Brazilians not only a purgative, but also a remedy against similar maladies. A. de St. Hilaire remarks, that this notion deserves attention, as connected with the depurative properties ascribed in Europe to *Viola canina*, to which, although *Anchietea* is botanically related, there is nothing in its appearance which would have led the Portuguese settlers to attribute the virtues of the one to the other. *Ibid.* no. 19.

GENERA.

§ 1. VIOLEA, DC.	Solea, Spreng.	§ 2. ALSODINEA, DC.	<i>Passalia</i> , Soland.
<i>Corynostylis</i> , Mart.	<i>Pombalia</i> , Vand.	<i>Alsodeia</i> , Pet. Thou.	<i>Physiphora</i> , Soland.
<i>Calyptrion</i> , Gingins.	Pigea, DC.	<i>Conoria</i> , H. B. K.	<i>Lavradia</i> , Vellozo.
<i>Anchietea</i> , A. St. H.	<i>Ionidium</i> , Vent.	<i>Passoura</i> , Aubl.	<i>Spathularia</i> , A. St. H.
<i>Noisettia</i> , H. B. K.	<i>Hybanthus</i> , Jacq.	<i>Riana</i> , Aubl.	<i>Pentaloba</i> , Lour.
<i>Glossarrhen</i> , Mart.	<i>Amphirhox</i> , Spr.	<i>Rinorea</i> , Aubl.	—————
<i>Viola</i> , L.		<i>Ceranthera</i> , Beauv.	<i>Tachibota</i> , Aubl.
			<i>Salmasia</i> , Schreb.

Apparently distinct from *Violaceae*, but not yet sufficiently defined, is the

SUB-ORDER SAUVAGESLE.

VIOLACEJE § *Sauvageae*, DC. *Prod.* 1. 315. (1824).—SAUVAGESIE*, *Bartl. Ord. Nat.* 289. (1830).—SAUVAGESIACEA, *von Martins Conspectus*, No. 238. (1835).

AFFINITIES. Distinguished from *Violaceae* principally by the stamens being opposite the petals, by the anthers not having a membranous termination, by the presence of 5 hypogynous scales, and by their fruit having* a septicial dehiscence, so that the seeds adhere to the edges and not the centre of the valves, and by the strongly ribbed and imbricated calyx. The latter character brings them near *Hypericaceae*, with which they accord in habit, but they differ in their stipules and decidedly parietal placentation. They are also said to approach *Droseraceae*; but this is by no means clear. Aug. de St. Hilaire places them in *Frankeniaceae*, from which their calyx divides them.

GEOGRAPHY. Natives of the tropics of South America and Africa.

PROPERTIES. *Sauvagesia erecta* is very mucilaginous, on which account it has been used in Brazil for complaints of the eyes, in Peru for disorders of the bowels, and in the West Indies as a diuretic, or rather in cases of a slight inflammation of the bladder.

GENERA.

<i>Sauvagesia</i> , Jacq.	<i>Luxemburgia</i> , A. St. H.
<i>Sauvagea</i> , Neck.	<i>Plectranthera</i> , Mart.

ORDER XLIV. SAMYDACEJE.

SAMYDEJE, *Vent. Mem. Inst.* 2. 142. (1807); *Gartn. Jll. Carp.* 3. 238. 242. (1805); *Kunth. Nov. Gen.* 5. 360. (1821); *DC. Prodr.* 2. 47. (1825).

ESSENTIAL CHARACTER.—*Sepals* 3, 5, or 7, more or less cohering at the base, usually coloured inside; aestivation somewhat imbricated, very seldom completely valvate. *Petals* 0. *Stamens* arising from the tube of the calyx, 2, 3, or 4 times as many as the sepals; *filaments* monadelphous, either all bearing anthers, or alternately shorter, villous or ciliated, and alternately bearing ovate 2-celled erect anthers. *Ovary* superior, 1-celled; *style* 1, filiform; *stigma* capitate, or slightly lobed; *ovules* indefinite, attached to parietal placentae. *Capsule* coriaceous, with 1 cell and from 3 to 5 valves, many-seeded, the valves dehiscing

imperfectly, often somewhat pulpy inside, and coloured. *Seeds* fixed to the valves, without order, on the papillose or pulpy part, with a fleshy aril and excavated hilum; *albumen* fleshy; *cotyledons* ovate, foliaceous; *radicle* pointing to the extremity remote from the hilum.—*Trees* or *shrubs*, *leaves* alternate, often somewhat distichous, simple, entire or toothed, evergreen, with stipules, usually with pellucid markings, which are most frequently oblong. *Peduncles* axillary, solitary, or numerous.

AFFINITIES. Placed in Polypetalous Exogens by De Candolle, who, however, describes the order as apetalous, "unless the petaloid layer covering the inner surface of the sepals be considered a corolla;" although this cannot be admitted as true, yet it may be taken as evidence of a tendency to assume a corolline state. This order appears to be of very uncertain affinity. Its apetalous flowers and fruit approximate it to Bixaceae, its dotted leaves to Amyridaceae, near which De Candolle stations it, and its perigynous stamens to Rosaceae, with which its alternate stipulate leaves also ally it. Its fruit, as to *Casearia parviflora*, is sometimes remarkably like that of Violaceae. In habit the order approaches Smeathmannia among Passifloraceae. Brown observes, that Samydaceae are especially distinguished by their leaves having a mixture of *round* and *linear* pellucid dots, which distinguish them from all the other families with which they are likely to be confounded. *Congo*, 444.

GEOGRAPHY. Tropical shrubs.

PROPERTIES. The bark and leaves are said to be astringent in a slight degree. *DC.* In Brazil the leaves of *Casearia ulmifolia* are applied to wounds, and their juice is drunk by the sick. It is said they are a most certain remedy against the bite of the most noxious serpents; it is called *Marmaleiro do Mato*. *W. & A. St. H. FL Bras, merid.* 2. 233. A decoction of the leaves of *Casearia lingua* is also used internally in inflammatory disorders and malignant fevers. It is called by the Brazilians *Cha defrade* and *Lingua de Fin.* *Ibid.*

GENERA.

Samyda, L.	Casearia, Jacq.	Pitumba, Aubl.	Vareca, Gartn.
<i>Bigelovia</i> , Spr.	<i>Anavinga</i> , Lam.	<i>Melistaureum</i> , Forst.	<i>Chaetocrater</i> , R. et P.
	<i>Iroucana</i> , Aubl.	<i>Athenaa</i> , Schreb.	<i>Crateria</i> , Pers.

ORDER XLV. MORINGACEÆ.

MORINGACEÆ, *R. Brown in Denham*, p. 33. (1826); *Bartl. Ord. Nat.* 425. (1830); *Deeaisne in Ann. Sc. n. s.* 4. 203. (1835).

ESSENTIAL CHARACTER.—*Calyx* consisting of 5 nearly equal divisions (deciduous, *DC.*) the tube lined with a fleshy disk; (*Estivation* slightly imbricated. *Corolla* of 5 nearly equal petals, the uppermost of which is ascending. *Stamens* 10, arising from the top of the tube of the calyx; 5 opposite the sepals, sometimes sterile; *filaments* slightly petaloid, cal-tops and hairy at the base; *anthers* simple, 1-celled, with a thick convex connective. *Ovary* stipitate, superior, 1-celled, with 3 parietal placentae; *style* filiform, terminal, not obliquely inserted; *stigma* simple. *Fruit* a long pod-like capsule, with 3 valves, and only 1 cell; the valves bearing the seeds along their middle. *Seeds* numerous, half buried in the fungous substance of the valves, sometimes winged; *embryo* without albumen; *radicle* straight, very small; *cotyledons* fleshy, plano-convex.—*Trees.* *Leaves* pinnate, with an odd one. *Flowers* in panicles.

AFFINITIES. Confounded with Leguminosae, until separated by the authority of Brown, who does not, however, point out the real affinities of the order. De Candolle, who did not overlook its anomalous structure as a Leguminous plant, accounted for the compound nature of its fruit upon the supposition, that although unity of carpels is the normal structure of Leguminosae, yet the presence of more ovaries than one, in a few instances in that order,

explained the constantly trilocular state of that *Moringa*. To this, however, there are numerous and grave objections, which cannot fail to strike every botanist. What its proper station should be remains to be determined. I confess I place it here, because I know of no better station, and because it accords with the verbal character of this group. Decaisne seems to think it has more affinity with Leguminosae than with any other order.

GEOGRAPHY. Natives of the East Indies and Arabia.

PROPERTIES. The root of the *Moringa pterygosperma* has a pungent odour, with a warm, biting, and somewhat aromatic taste ; it is used as a stimulant in paralytic affections and intermittent fever; it is also employed as a rubefacient. *Ainslie*, 1. 175. The nuts (seeds) of this plant, called by the French *pois qufaiques* and *chicot*, have been used in venereal affections. *Ibid.* They are the Ben-nuts of old writers, from which the oil of Ben was extracted, formerly more famed than at present. The flowers, leaves, and tender seed-vesels, are eaten by the natives of India in their curries. *Roylc.*

GENERA.

Moringa, Burin.
Hyperanthera, W.
Alandina, Neck.

ORDER XLVI. DROSERACEJE. THE SUNDEW TRIBE.

DROSERACE/E, DC. *Thlorie*, 214. (1819) ; *Prodr.* 1. 317. (1824); *Lindl. Synops.* 38. (1829).

ESSENTIAL CHARACTER.—*Sepals* 5, persistent, equal, with an imbricate aestivation. *Petals* 5, hypogynous. *Stamens* distinct, withering, either equal in number to the petals and alternate with them, or 2, 3, or 4 times as many. *Ovary* single; *styles* 3-5, either wholly distinct, or slightly connected at the base, bifid or branched. *Capsule* of 3 or 5 valves, which bear the placentae either in the middle or at their base, and sometimes turn in their edges so as to form almost perfect dissepiments. *Seeds* either naked or furnished with aril. *Embryo* straight, erect in the axis of a fleshy or cartilaginous *albumen*. *Cotyledons* rather thick.—Delicate *herbaceous* plants, often covered with glands. *Leaves* alternate, with *stipulary* fringes and a circinate veneration. *Peduncles*, when young, circinate.

ANOMALIES. The anthers of *Byblis* and *Roridula* open by pores.

AFFINITIES. Nearly allied to *Violaceae*, from which their circinate veneration, several styles, and extipulate leaves, distinguish them. They are also no doubt related to *Saxifragaceae*, and these two orders are chiefly distinguished by their veneration and placentation; but in the latter respect *Parnassia* among *Saxifragaceae* accords with *Droseraceae*. *Droseraceae* are also allied to *Sarrageniaceae*: see that order.

GEOGRAPHY. At the Cape of Good Hope, in South America, North America, New Holland, China, Europe, Madagascar, the East Indies, wherever there are marshes or morasses, these plants are found. *Drosophyllum lusitanicum* is remarkable for growing on the barren sands of Portugal.

PROPERTIES. The common *Droseras* are rather acid, slightly acrid, and, according to some, poisonous to cattle. The *Drosera communis* of Brazil is said by A. de St. Hilaire to be poisonous to sheep. *PL Usuelles*, no. 15. *Drosera muscipula* has viscous leaves with glandular fringes, which close upon flies and other insects that happen to alight upon them. It is probable it would yield a valuable dye. *Royle.*

GENERA.

<i>Byblis</i> , Salisb.	<i>Drosera</i> , L.	<i>Drosophyllum</i> , Link.
<i>Aldrovandn</i> , Monti.	<i>Roridula</i> , L.	<i>Bohadschia</i> , Presl.

ORDER XLVII. FRANKENIACEÆ.

FRANKENIACEÆ, *Aug.de St. Hilaire Mim. Plac. Centr.* 39. (181fr); *DC. Prodr.* 1. 349. (1824); *Lindl. Synops.* 38. (1829).

ESSENTIAL CHARACTER.—*Sepals* 4-5, united in a furrowed tube, persistent, equal* *Petal* alternate with the sepals, hypogynous, unguiculate, with appendages at the base of the limb. *Stamens* hypogynous, either equal in number to the petals, and alternate with them, or having a tendency to double the number; *anthers* roundish, versatile. *Ovary* superior; *style* filiform, 2-fid or 3-fid. *Capsule* 1-celled, enclosed in the calyx, 2- 3-or 4-valved, many-seeded. *Seeds* attached to the margins of the valves, very minute; *embryo* straight, erect, in the midst of albumen (divided into two plates, *Gertn.Jil.*)—*Herbaceous* plants or *under-shrubs*. *Stems* very much branched. *Leaves* opposite, exstipulate, with a membranous sheathing base; often revolute at the edge. *Flowers* sessile in the divisions of the branches, and terminal, embosomed in leaves, usually pink.

ANOMALIES. *Wormskioldia* has a *Biliquose* fruit, alternate deeply lobed leaves, and a different habit.

AFFINITIES. Allied on the one hand to *Silenaceæ*, from which they are distinguished by their different placentation, and by the form of their embryo; to *Linaceæ*, from which they are known by their unilocular fruit; and on the other to *Violaceæ*, which differ in having a loculicidal, not septicidal, dehiscence. Their habit is that of *Amarantaceæ* and *Illecebraceæ*, from which their petals and compound fruit divide them. *Wormskioldia* is a very anomalous plant. It seems more nearly allied to this than any other order, and certainly does not belong to *Droseraceæ*, in which it is placed by *Achille Richard* provisionally.

GEOGRAPHY. This order is chiefly found in the north of Africa and south of Europe. Two species are natives of the Cape of Good Hope, 1 of South America, 4 of New Holland, and 3 of temperate Asia. None have been found in tropical India or North America.

PROPERTIES. Unknown.

GENERA.

<i>Frankenia</i> , L.	<i>Beatsonia</i> , Roxb.
<i>Nothria</i> , Berg.	<i>Wormskioldia</i> , Thonn.

ALLIANCE III. PASSIONALES.

ESSENTIAL CHARACTER.—*Flowers* with a ring or crown of sterile stamens. *Petioles* generally glandular. *Embryo* never curved so that the radicle lies on the cotyledons.

The foregoing characters collect a set of orders, the mutual relationship of which is of the strongest kind. But in the order *Turneraceæ*, the crown of sterile stamens is wanting, and so far the character of the alliance is weakened. Nevertheless it seems unadvisable to separate *Turneraceæ* far from *Malesherbiaceæ*.

ORDER XLVIII. PASSIFLORACEÆ.

THE PASSION-FLOWER TRIBE.

PASSIFLORACEÆ, *Juss. Ann. Mus.* 6. 102. (1805); *Id. Diet. des Sciences Nat* 38. 48. (1825); *DC. Prodr.* 3. 321. (1828); *AchiUe Richard Diet. Class.* 13. 95. (1828).

» ESSENTIAL CHARACTER.—*Sepals* 5, sometimes irregular, combined in a tube of variable length, the sides and throat of which are lined by filamentous or annular processes, appa-

rently metamorphosed petals. *Petals* 5, arising from the throat of the calyx, on the outside of the filamentous processes, occasionally wanting, sometimes irregular, imbricated in aestivation. *Stamens* 5, monadelphous, rarely indefinite, surrounding the stalk of the ovary; *anthers* turned outwards, linear, 2-celled, bursting longitudinally. *Ovary* seated on a long stalk, superior,* 1-celled; *styles* 3, arising from the same point, clavate; *stigmas* dilated. *Fruit* surrounded by the calyx, stalked, 1-celled, with 3 parietal polyspermous placentae, sometimes 3-valved. *Seeds* attached in several rows to the placenta, with a brittle sculptured testa surrounded by a pulpy aril; *embryo* straight, in the midst of fleshy thin albumen; *radicle* turned towards the hilum; *cotyledons* flat, leafy.—*Herbaceous* plants or *shrubs*, usually climbing, very seldom erect. *Leaves* alternate, with foliaceous stipules, often glandular. *Flowers* axillary or terminal, often -with a 3-leaved involucre.

ANOMALIES. Some apetalous.

AFFINITIES. The real nature of the floral envelopes of this remarkable order is a question upon which botanists entertain different opinions, and their ideas of its affinities are consequently at variance. According to Jussieu (*Diet. des Sciences*, 38. 49.), the "parts taken for petals are nothing but inner divisions of the calyx, usually in a coloured state, and wanting in several species;" and, therefore, in the judgment of this venerable botanist, the order is apetalous. De Candolle adopts the same view of the nature of the floral envelopes as Jussieu; but he nevertheless considers the order polypetalous; a conclusion which I confess myself unable to understand, upon the supposition of the inner series of floral envelopes being calyx. Other botanists, and I think with justice, consider the outer series of the floral envelopes as the calyx, and the inner as the corolla, for two principal reasons. In the first place, they have the ordinary position and appearance of calyx and corolla, the outer being green, and the inner coloured; and, in the second place, there is no essential difference between the calyx and corolla, except the one being the outer, and the other the inner of the floral envelopes. And if the real nature of these parts is to be determined by analogy, an opinion in which I do not, however, concur, the great affinity, as I think, of the order with Violaceae would confirm the idea of its being polypetalous rather than apetalous. The nature of the filamentous appendages, or rays as they are called, which proceed from the orifice of the tube, and of the membranous or fleshy, entire or lobed, flat or plaited, annular processes which lie between the petals and the stamens, is ambiguous. I am disposed to refer them to a peculiar form of petals, rather than to the stamens, for the reasons which I have assigned in the *Hort. Trans.*, vol. 6. p 309, for understanding the normal metamorphosis of the parts of fructification to be centripetal. There can, at least, be no doubt of their being of an intermediate nature between petals and stamens. With regard to the affinity of Passifloraceae, Jussieu, swayed by the opinion he entertains of their being apetalous, and De Candolle, who partly agrees and partly disagrees with Jussieu in his view of their structure, both assign the order a place near Cucurbitaceae, and there can be no doubt that Cucurbitaceae are really little more than Passifloraceae with inferior fruit; but when we consider the stipitate fruit, occasionally valvular, the parietal placentae, the sometimes irregular flowers, the stipulate leaves, and the climbing habit of these plants, it is difficult not to admit their affinity with Capparidaceae and Violaceae, the dilated disk of the former of which is probably analogous to the innermost of the annular processes of Passiflora. That the fleshy covering of the seeds in this order is a real aril, is clear from the seeds of a capsular species nearly related to Passiflora, *capsularis*, but apparently unpublished, a drawing of which, by Ferdinand Bauer, exists in the Library of the Horticultural Society. In this plant the apex of the sculptured testa is uncovered by the aril. *Smeathmannia* forms a connecting link between Passifloraceae and Samydaceae.

GEOGRAPHY. Passionflowers are the pride of South America and the West Indies, where the woods are filled with their species, which climb about from

tree to tree, bearing at one time flowers of the most striking beauty, and of so singular an appearance, that the zealous Catholics who discovered them, adapted Christian traditions to those inhabitants of the South American wilderness; and at other times fruit, tempting to the eye and refreshing to the palate. One or two extend northwards into North America. Several are found in Africa and the neighbouring islands; and a few in the East Indies, of which the greater part belong to the genus *Modecca*.

PROPERTIES. Nothing is known of the properties of this order further than that the succulent aril and pulp that surround the seeds are fragrant, juicy, cooling, and pleasant, in several species.

GENERA.

<i>Smeathmannia</i> , DC.	<i>Astephananthes</i> , Bot. T. & C. sonisi, Juss.	<i>Modecca</i> , Lam.
<i>Paropsia</i> , Noron.	<i>Monactineirma</i> , Bor.	<i>Distephana</i> , Juss.
<i>Astrophea</i> , DC.	<i>Anthactinia</i> , Bory.	<i>Paschanthus</i> , Burch.
<i>Passiflora</i> , L.	<i>Disemma</i> , La Bill.	<i>Ceratosicyos</i> , N. ab
<i>Cicca</i> , Med.	<i>Murucuja</i> , Tourn.	E. (12)

ORDER XLIX. PAPAYACEÆ. THE PAPAWE TRIBE.

PAPAYÆ, Agardh *Classes*. (1824).—CARICEJÆ, Turpin in *AH. du Diet des. Sc. Nat.* (?)—PAPAYACEJÆ, Von Martins *Conspectw*, No. 169. (1835).

ESSENTIAL CHARACTER.—*Flowers* unisexual. *Calyx* inferior, minute, 5-toothed. *Corolla* gamopetalous; in the *male* tubular, with 5 lobes and 10 stamens, all arising from the same tube, and of which those that are opposite the lobes are sessile, the others on short filaments; *anthers* adnate, 2-celled, bursting longitudinally; in the *female* divided nearly to the base into 5 segments. *Ovary* superior, 1-celled, with 5 parietal polyspermous placentae; *stigma* sessile, 5-lobed, lacerated. *Fruit* succulent, indehiscent, 1-celled, with 5 polyspermous parietal placentae. *Seeds* enveloped in a loose mucous coat with a brittle pitted testa; *embryo* in the axis of fleshy *albumen*, with flat cotyledons and a taper radicle turned towards the hilum.—*Trees* without branches, yielding an acrid milky juice. *Leaves* alternate, lobed, on long taper petioles. *Flowers* in axillary racemes.

AFFINITIES. It was the opinion of Jussieu that the genus upon which this order is founded held a sort of middle station between *Urticaceae* and *Cucurpitaceae*. Auguste de St. Hilaire has, however, well remarked upon this subject, that the only relation that it has with *Urticaceae* consists in the separation of sexes, milky juice, habit, which is like that of some species of *Ficus*, foliage, which is not very different from that of *Cecropia*, and the position of its stigmas; and to these he very wisely attaches very little importance. Its fruit brings it near *Cucurbitaceae*; but its true place is probably in the vicinity of *Passifloraceae*, with which it altogether agrees in the appearance of its testa, in its unilocular fruit with parietal polyspermous placentae, and in its dichlamydeous flowers; differing, however, widely in its habit and united petals.

GEOGRAPHY. Natives of South America; unknown, except as objects of cultivation, beyond that continent.

PROPERTIES. The fruit of the Papaw is eaten, when cooked, and is esteemed by some persons; but it appears to have little to recommend it. Its great peculiarities are, that the juice of the unripe fruit is a most powerful and efficient vermifuge, the powder of the seed even answers the same purpose, and that a principal constituent of this juice is fibrine, a principle otherwise supposed peculiar to the animal kingdom and to fungi. The tree has, moreover, the singular property of rendering the toughest animal substances tender, by causing a separation of the muscular fibre; its very vapour even does this; newly-killed meat suspended among the leaves, and even old hogs

and old poultry, when fed on the leaves and fruit, become tender in a few hours. See an excellent account of the Papaw by Hooker in the *Bot. Mag.* 2898.

GENUS.

Carica, L.

ORDER L. FLACOURTIACEJE.

FLACOUATIANEJE, *Richard in Mini. Mus.* 1. 3G6. (1815); *DC. Prodr.* 1. 255. (1829).

ESSENTIAL CHARACTER.—*Sepals* definite, from 4-7, cohering slightly at the base. *Petals* equal to the latter in number and alternate with them, seldom wanting. *Stamens* hypogynous, of the same number as the petals, or twice as many, or some multiple of them, occasionally changed into nectariferous scales. *Ovary* roundish, distinct, sessile or slightly stalked; *style* either none or filiform; *stigmas* several, more or less distinct. *Fruit* 1-celled, either fleshy and indehiscent, or capsular, with 4 or 5 valves, the centre filled with a thin pulp. *Seeds* few, thick, usually enveloped in a pellicle formed by the withered pulp, attached to the surface of the valves in a branched manner, not in a line as in *Violaceae* and *Pasaifloraceae*; *albumen* fleshy, somewhat oily; *embryo* straight in the axis with the radicle turned to the hilum, and therefore usually superior; *cotyledons* flat, foliaceous.—*Shrubs*, or small *trees*. *Leaves* alternate, simple, on short stalks, without stipules, usually entire, and coriaceous. *Peduncles* axillary, many-flowered. *Flowers* sometimes unisexual.

ANOMALIES. *Ryanaea*, *Patrisia*, *Flacourtia*, *Roumea*, and *Stigmarota*, that is to say, more than half the order, have no petals.

AFFINITIES. The unilocular fruit, over the whole of the inside of which the placentae spread, is, according to De Candolle, sufficient to distinguish these from all other Dicotyledons. They resemble the *Capparidaceae* with fleshy fruit in a number of particulars; and De Candolle indicates an approach to *Passifloraceae*: this chiefly depends upon both orders having parietal placentae, and the presence of a series of barren stamens, analogous to the corona of *Passifloraceae*. They have also some relation to *Samydaceae*,

GEOGRAPHY. Almost all natives of the hottest parts of the East and West Indies, and Africa. Two or three species are found at the Cape of Good Hope, and one or perhaps two in New Zealand.

PROPERTIES. Nothing is known of their sensible qualities. The fruit of some of the *Flacourtias* is eatable and wholesome. That of *Hydnocarpus venenata* is used in Ceylon for poisoning fish, which afterwards becomes so unwholesome as to be unfit for food. But according to Blume, this genus belongs to a distinct and natural order. See *Pangiacea* below.

GENERA.

§ I. PATRISIE/E, DC.	§ 2. FLACOURTIEJE, DC.	<i>Stigmarota</i> , Lour.	§ 4. ERYTHROSPERMEJE, DC.
<i>Ryanaea</i> , DC.	<i>Flacourtia</i> , I/Herit.	§ 3. KIGGELARIEJE, DC.	
<i>Ryania</i> , Vahl.	<i>Roumea</i> , Poit.	<i>Kiggelaria</i> , L.	<i>Erythrospermum</i> , Un.
<i>Patrisia</i> , Rich.	<i>Kaalera</i> , Willd.	<i>Melicytus</i> , Forst.	<i>Chaulmoogra</i> , ftoxb.
<i>Patiisia</i> , H.B.K.	<i>Bessera</i> , Spreng.		—
	<i>Limacia</i> , Dietr.		<i>Phoberos</i> , Lour.

PANGIACEJE,

Blume in Ann. Sc. Nov. Ser. 2. 88. (1834).

<i>Pangium</i> , Rumpf.	<i>Hydnocarpus</i> , Gaertn.
<i>Vareca</i> , Gaertn. ¹	<i>Chilmoria</i> , Hamlt.
	<i>Gynocardia</i> , Roxb.

are mentioned by name in the work above quoted, but no character is assigned to them.

* See *Samydaceae*.

ORDER LII. MALESHERBIACEÆ.

MALESHERBIACEÆ, *Don in Jameson's Journal*, 321. (1826) ; *Martins Conspectus*, No. 240. (1835).—PASSIFLOREJIS, § *Malesherbieae*, *DC. Prodr.* 3. 337. (1828).

ESSENTIAL CHARACTER.—*Calyx* tubular, membranous, inflated, 5-lobed, the lobes with an imbricated aestivation. *Petals* 5, alternate with the segments of the calyx, persistent, with a convolute aestivation, arising from without a short membranous rim or corona. *Stamens* 5 or 10, perigynous; *filaments* filiform, distinct, or connected with the stalk of the ovary; *anthers* versatile. *Ovary* superior, stipitate, 1-celled, sometimes with the placentae at the base, from which the ovules arise by the intervention of umbilical cords; *styles* 3, filiform, very long, arising from distinct points of the apex of the ovary; *stigmas* clavate. *Fruit* capsular, 1-celled, 3-valved, membranous more or less, many-seeded. *Seeds* attached by umbilical cords to placentas arising either from the axis of the valves, or from their base; *testa* crustaceous, brittle, with a fleshy crest, and no aril; *embryo* taper, in the midst of fleshy *albumen*, with the radicle next the hilum.—*Herbaceous* or *half-shrubby* plants. *Leaves* alternate, lobed, without stipules. *Flowers* axillary or terminal, solitary, yellow or blue.

AFFINITIES. According to Don, by whom these plants were first considered the rudiments of an order, "they agree on the one hand with Passifloraceae, and on the other with Turneraceae;" and I am persuaded that this is their true position. From the former they differ in the insertion of their styles, in their versatile anthers, taper embryo, want of aril and stipules, and altogether in their habit: from Turneraceae, to which their habit quite allies them, they differ in the presence of a perigynous membrane, in the remarkable insertion of the styles, and in the want of all trace of an aril; agreeing with that order in the aestivation of the corolla, and in the principal other points of their structure. In their thin-sided fruit they approach Smeathman & in Passifloraceae. At least two genera of the order are known.

GEOGRAPHY. Natives of Chili.

PROPERTIES. Unknown, except as objects of great beauty.

GENERA.

Malesherbia, R. et P.
Gynopleura, Cav.

ORDER LIII. TURNERACEÆ.

LOASEJÆ, § *Turneraceae*, *Kunth. N. G. et Sp.* 6. 123. (1823).—TURKERACEA, *DC. Prodr.* 3.345. (1828).

ESSENTIAL CHARACTER.—*Calyx* inferior, often coloured, with 5 equal lobes, imbricated in aestivation. *Petals* 5, inserted into the tube of the calyx, equal, with a twisted aestivation. *Stamens* 5, inserted into the tube of the calyx below the petals, with which they are alternate; *filaments* distinct; *anthers* oblong, erect, 2-celled. *Ovary* superior, 1-celled, with 3 parietal placentae; *ovules* indefinite; *styles* 3 or 6, cohering more or less, and simple branched or multifid at the apex. *Capsule* 3-valved, 1-celled, opening from the point about as far as the middle, the valves bearing the placentae in the middle. *Seeds* with a thin membranous aril on one side, crustaceous, reticulated; *embryo* slightly curved, in the middle of fleshy albumen; *radicle* turned towards the hilum; *cotyledons* somewhat plano-convex.—*Herbaceous* plants, having sometimes a tendency to become shrubby, with a simple pubescence, which does not sting. *Leaves* alternate, simple, without stipules, with occasionally 2 glands at the apex of the petiole. *Flowers* axillary, their pedicel either distinct or cohering with the petiole; with 2 bractlets. *Petals* yellowish, rarely blue.

AFFINITIES. Placed by De Candolle between Loasaceae and Fouquieraceae, chiefly, it should seem, on account of its manifest relation to the former,

and its perigynous stamens. Others station it in the vicinity of Cistaceae, from which it differs more in the calyx, in the insertion of the stamens, and in the approximation of the radicle to the hilum, than in any other character, agreeing with them very much in habit. With Malvaceae the order agrees in the twisted aestivation of the corolla, and in habit. But with Loasaceae and Passifloraceae they have most in common: the presence of glands upon the ends of the petioles of Turneraceae is a confirmation of their affinity to the latter. They are distinguished from Loasaceae by their fruit being superior and 1-celled, with parietal placentae, and by their definite stamens; the former character is, however, weakened by the nearly superior fruit of some Loasaceae.

GEOGRAPHY. Natives exclusively of the West Indies and South America. There seems no good reason for supposing *Turnera trioniflora* to be a native of Japan.

PROPERTIES. Unknown,

GENERA.

Turnera, L.
Piriqueta, Aubl.
Burcardia, Schreb.
Burghartia, Neck.

ALLIANCE IV. BIXALES.

ESSENTIAL CHARACTER.—Polyandrous, without any crown of sterile stamens. *Leaves* usually dotted.

This character divides the present alliance from the last, to which it is otherwise most nearly related. *Oncoba* in Bixaceae is, in fact almost equally referable to Flacourtiaceae; for if it agrees with this alliance in the absence of sterile stamens, and in the large number of the fertile ones, so does it also agree with Flacourtiaceae in its placentae spread all over the inside of the fruit.

ORDER LIV. BIXACEAE. THE ARNOTTO TRIBE.

BIXINEA, *Kunth Diss. Malv.* p. 17. (1822); *DC. Prodr.* 1. 259. (1824).

ESSENTIAL CHARACTER.—*Sepals* 4-7, either distinct or cohering at the base, with an imbricated aestivation. *Petals* 5, like the sepals, or wanting. *Stamens* indefinite, distinct, inserted upon a receptacle at the base of the calyx; *anthers* 2-celled. *Ovary* superior, sessile, 1-celled; *ovules* proceeding from 4 to 7 parietal placentae; *style* single, or in 2 or 4 divisions. *Fruit* capsular, or berried, 1-celled, many-seeded. *Seeds* attached to parietal placentae, and enveloped in pulp; *albumen* either fleshy or very thin; *embryo* included, either straightish or curved, with leafy *cotyledons*; *radicle* pointing to the hilum.—*Trees* or *shrubs*. *Leaves* alternate, simple, entire, usually with pellucid dots; *stipules* deciduous, one only in *Azara*, often wanting; *peduncles* axillary, 1-many-flowered, with bracts.

ANOMALIES. Corolla often wanting.

AFFINITIES. The carpological characters of this order are very much those of Cistaceae and Homaliaceae; from the former, Bixaceae differ in the position of their radicle, and in many other particulars; from the latter they are distinguished by their hypogynous stamens, and consequently superior fruit, by the distinct nature of the sepals and petals, when the latter are present, &c. Their dotted leaves are remarkable among all the neighbouring orders, and would alone suffice to characterise them, if they were constant, but they are occasionally not dotted. Some of the genera were formerly referred to Rosaceae; but the affinity of that order is very weak; the plants formerly placed in

it were imperfectly known. *Oncoba* connects the order with Flacourtiaceae, and seems equally allied to both; it also joins both that and this present order to Passifloraceae by the genus *Smeathmannia*, with which it accords in habit.

GEOGRAPHY. All natives of the hotter parts of America, or of the islands of the Mauritius.

PROPERTIES. *Bixa* yields the substance known to the English by the name 'til Arnotto, and to the French by that of Rocou. It is the pulp that envelops the seeds, and which is slightly purgative and stomachic. Farmers use it to stain their cheeses, and dyers for a reddish colour. The bark of *Ludia* is said to be emetic: but it is uncertain whether that genus does not belong to Homaliaceae.

GENERA.

Echinocarpus, Blume.	<i>Oncoba</i> , Forsk.	Asara, Schott.	<i>Dasyanthera</i> , Presl.
<i>Bixa</i> , L.	<i>Lundia</i> , Thonn.	<i>Trichospermum</i> , Blum.	<i>Christannia</i> , Presl.
<i>Abatia</i> , R. et P.	<i>Prockia</i> , L.	Azara, R. et P.	<i>Mayna</i> , Aubl.
<i>Banara</i> , Aubl.	<i>Lightfootia</i> , Sw.	<i>Lindackeria</i> , Presl.	<i>Piparea</i> , Aubl.
<i>Laetia</i> , L.	<i>Kuhlia</i> , H. B. K.		
<i>Tkamnia</i> , R. Br.	<i>Ludia</i> , Lam.		

GROUP IV. CylgCOgff.

ESSENTIAL CHARACTER.—*Calyx* incompletely whorled, two of the sepals being exterior. *Placenta* not parietal in the ovary. *Fruit* never inferior. *Albumen* if present, of nearly the same capacity as the embryo.

The natural orders collected under this head, seem to have some common bond of union, which separates them from the remainder of the series; whether that bond depends upon some peculiarity in the calyx or in any other organ. It must be confessed that the structure of the calyx, upon which I rely for my distinction, is sometimes, especially when the fruit is nearly full grown, but little appreciable, and yet I think it is capable of practical application in all cases, if it be remembered that plants with parietal placentae in the ovary, or inferior fruit, are excluded from this group. For example, Sauvagesiae have a complete calyose structure, but their ovary has parietal placentation, and therefore the sub-order belongs to the parietal group. In the Cistal alliance are comprehended the lowest forms of the calyose group, and it is here that we pass on the one hand into the Ranal alliance of the albuminous group through *Cistus* and *Dendromecon*; and on the other into the Malval alliance of the Syncarpous group through *Linaceae*, *Hugoniaceae*, and *Malvaceae*. *Folygalaceae* seem to form one of the connections of this group with the last through *Violaceae*, and with the *Apocarpous* group through *Leguminosae*.

ALLIANCE I. GUTTALES.

ESSENTIAL CHARACTER.—*Stamens* indefinite in number. *Albumen* absent in the seeds. *Petals* equal in number to the sepals.

This may be considered the highest form of the calyose group. The leaves in almost all the genera are opposite, and of a firm texture with a smooth surface, and the flowers are large and showy. This alliance differs from the Theal in the general tendency to a uniformity in number between the sepals and

petals; besides which the plants of the Theal alliance have in all cases alternate leaves, which are very often serrated. The Cistal alliance is scarcely distinguishable by any single character beyond the presence of albumen, and yet the orders it comprehends are in reality very peculiar.

ORDER LV. GUTTIFERÆ, }
 or }
 CLUSIACEÆ. } * THE MANGOSTEEN TRIBE.

GUTTIFERA, *Juss. Gen.* 243. (1789); *DC. Prodr.* 1. 557. (1824); *Cambessédes Mém. (1828)*.

ESSENTIAL CHARACTER.—*Flowers* hermaphrodite, or unisexual. *Sepals* from 2 to 6, usually persistent* round, membranous, and imbricated, frequently unequal and coloured. *Petals* hypogynous, from 4 to 10, passing insensibly into sepals. *Stamens* numerous, either distinct, or combined in one or more parcels, hypogynous, rarely definite; *filaments* of various lengths; *anthers* adnate, bursting inwards, sometimes very small, occasionally bursting outwards, sometimes 1-celled, and sometimes opening by a pore. *Disk* fleshy, occasionally 5-lobed. *Ovary* solitary, superior, 1- or many-celled; *ovules* solitary, erect, or ascending, or numerous and attached to central placentae; *style* none, or very short; *stigma* peltate, or radiate. *Fruit* either dry or succulent, 1- or many-celled, 1- or many-seeded, dehiscent or indehiscent. *Seeds* frequently nestling in pulp; their coat thin and membranous; always apterous, very frequently with an aril; *albumen* none; *embryo* straight; *cotyledons* thick, inseparable; *radicle* either turned to or from the hilum.—*Trees or shrubs*, occasionally parasitical, yielding resinous juice. *Leaves* without stipules, opposite, very rarely alternate, coriaceous, entire, with a strong midrib, and often with the lateral veins running through to the margin. *Flowers* usually numerous, axillary, or terminal, white, pink, or red, articulated with their peduncle.

ANOMALIES. *Havetia* has the anthers *immersed* in a fleshy receptacle. The ovary of *Calophylleae* is 1-celled, and the petals opposite the sepals.

AFFINITIES. In treating of *Ternströmiaceae* use has been made of the excellent memoir of Cambessédes for the purpose of explaining the affinities of that order with this; and the following comparisons are drawn from the same source. European botanists are much in want of good observations upon living plants of *Guttiferae*, and there is no order that is more in need of elucidation from some skilful Indian botanist than this. Cambessédes remarks, that *Guttiferae* differ from *Hypericaceae* in their branches, their leaves, and their articulated peduncles; in the normal number of the parts of their flowers, which appears to be two and its multiples, instead of five, which obtains in *Hypericaceae*; in their anthers united the whole length with the filament, and not articulated at its summit; in their seeds, which often have an aril, and are solitary in each cell of the ovary, a character found in no *Hypericaceae* (the monospermous cells of the fruit of some *Vismias* is due to abortion); finally, in the structure of the embryo, which is different in the two orders. *Hypericaceae*, moreover, have the carpels often nearly distinct. *Marcgraaviaceae* are distinguished by their alternate leaves, the singular form of their lower bracts, their petals frequently united, their unsymmetrical flowers, and by their seeds being very small, and exceedingly numerous. Royle remarks that *Guttiferae* are in some respects allied to *Ebenaceae*, as may be seen by comparing species of *Garcinia* with some species of *Diospyrus*. *Illustr.* p. 132.

GEOGRAPHY. All natives of the tropics, the greater part of South America; a few are from Madagascar, none from the continent of Africa. They generally require situations combining excessive heat and humidity.

PROPERTIES. The species all abound in a viscid, yellow, acrid, and purgative gum-resinous juice resembling Gamboge. This gum-resin is obtained by removing the bark or by breaking the leaves and young shoots. Two kinds of Gamboge are known in Indian bazaars; one the best, is the produce

of Siam; this is in rolls, having* the appearance of being rolled or cast in moulds when in its soft state ; it is solid and compact in texture, and forms the best pigment. This is what is supposed to be procured from *Stalagmitis Cambogioides*, which, according to Wight and Arnott, is a species of *Garcinia*, and probably identical with *G. cochinchinensis*. The other kind in smaller pieces, granular, brittle, less valued as a colour, and less effective as a purgative, is the produce of Ceylon. This, there can be little doubt is what is furnished by *Xanthochymus pictorius*. Many more species afford a similar substance although of inferior quality. *Garcinia pictoria* yields Gamboge which in its crude and unprepared state is superior to every other kind; but it is not so permanent. *Royle's Illustr.* p. 132. Many would, no doubt, yield useful timber, as *Calophyllum angustifolium* furnishes the straight spars called *Peon*, at Penang, and in the islands to the Eastward of the Bay of Bengal. The blossoms of *Mesua ferrea* are to be found in every bazaar in a dried state, under the name of *nagkesur*, being used in medicine as well as esteemed for their fragrance. The seeds of *Calophyllum inophyllum* yield an oil, and a resin exudes from the roots which is supposed by some authors to be the same as the *Tacamahaca* of the Isle of Bourbon. *Ibid.* The true East India *Tacamahaca* is produced by *Calophyllum Calaba*. The powerful gastric cathartic properties of Gamboge are well known. If dissolved in water, and examined beneath a very powerful microscope, this substance will be found to consist entirely of active molecules. In the West Indies the juice of *Mammea* is employed to destroy the chiggers, little insects which attack the naked feet, introducing themselves into the flesh below the toe-nails. The bark of many kinds is astringent and slightly vermifugal. The berry of *Garcinia Mangostana* is believed to be the most grateful to the palate of all the fruits that are known. Other species, especially *G. cornea* and *paniculata*, also bear a grateful fruit. The Butter and Tallow-tree of Sierra Leone, which owes its name (*Pentadesma butyracea*) to the yellow greasy juice its fruit yields when cut, belongs to this order. The flowers of *Clusia insignis* weep a considerable quantity of resin from the disk and stamens ; so much that Von Martius says he obtained an ounce from two flowers. See *Nov. G. and Sp.* 3. 165.

GENERA.

§ 1. CLUSIEJE, DC.	Havetia, Kth.	§ 3. GARCINIEA, DC.	§ 4. CALOPHYXIEIE.
Tovomita, Aubl.	Quapoya, Aubl.	Mammea, L.	Mgsua, L.
<i>Marialva</i> , Vand.	Schweigera, Mart.	Pentadesma, R. Br.	Calophyllum, L.
<i>Beauharnoisia</i> , R.	Micranthera, Chois.	Rheedia, L.	Kayea, Wall,
et P.	<i>Bertolonia</i> , Spr.	Garcinia, L.	—
<i>Ochrocarpus</i> , Pt. Th.	§ 2. MORONOBEEA:.	<i>Cambogia</i> , L.	Apoterium, Bl.
Vercillaria, R. et P.	Moronobea, Aubl.	<i>Mangostana</i> , Gaertn.	Gynotroches, Bl.
<i>Chloromyron</i> , Pers.	<i>Symphonia</i> , Juss.	Stalagmitis, Murr.	Macoubea, Aubl.
Clusia, L.	Chrysopia, Pet. Th.	<i>Xanthochymus</i> , Rox.	Macanea, Juss.
<i>Xanthe</i> , W.	Aneuriscus, Presl.	<i>Brindonia</i> , Pet. Th.	<i>Macakanea</i> , Anbl.
Arrudea, Camb.		<i>Oxycarpus</i> , Lour.	

SUB-ORDER? CANELLEIE.

CANELLACEE, *Von Martins, Nov. Gen. et Sp.* 3. 163. (1829); *Conspectus*, No. 300. (1835).

Von Martins states in the place above quoted, " that *Platonia* and *Canella* form a peculiar order, especially distinguished from *Guttiferae* by the presence of albumen." He suggests that *Moronobea* may also belong to the same assemblage. The ovules of *Canella* are remarkably different from those of *Guttiferae* ; they hang in a single pair side by side, and by short funicles, from near the apex of the solitary carpel of which the fruit consists.

PROPERTIES. For Winters bark is sometimes substituted that of *Canella alba*, which it resembles in its aromatic pungent qualities. *Fée*.

GENERA.

Canella, P. Br. *Platonia*, Mart.
Jvinterana, L.

ORDER LVI. RHIZOBOLACEÏE.

RHIZOBOLÉJE, *DC. Prodr.* 1. 599. (1824) ; *Cambessides in Aug. St. Hil. Fl. Brat. Mcriid.* 1. 322. (1827).

ESSENTIAL CHARACTER.—*Sepals* 5, more or less combined, imbricated in aestivation. *Petals* 5, thickish, unequal, arising along with the stamens from a hypogynous disk. *Stamens* extremely numerous, slightly monadelphous, arising in a double row from a disk, the innermost being shorter and often abortive; *anthers* roundish. *Ovary* superior, 4-6-celled, 4-6-seeded; *stylos* 4-6; *stigma* simple ; *ovules* peltate. *Fruit* formed of 4-6-combined nuts, part of which are sometimes abortive; each nut indehiscent, 1-seeded, 1-celled, with a thick double putamen. *Seed* reniform, without albumen, with a funicle which is dilated into a spongy excrescence ; *radicle* very large, constituting nearly the whole of the almond-like substance of the nut, with a long 2-edged caulicle, having two small cotyledons at the top, and lying in a furrow of the radicle.—*Trees*. *Leaves* opposite, stalked, compound, without stipules. *Flower** racemose.

AFFINITIES. A very distinct order, allied to Sapindaceae, in its hypogynous flowers and its fruit; in some measure also related to Esculaceae on account of its opposite compound palmate leaves; but in Esculaceae the radicle is small, and the cotyledons very large, while in Rhizobolaceae the radicle is enlarged, and the cotyledons small. In both orders the albumen seems to be absorbed by the various parts of the embryo. *De Candolle, Prodr.* 1. 599. It is, however, with Guttiferae that Rhizobolaceae best agree. " In these two orders we find the leaves opposite and articulated at their base, hypogynous petals with an aestivation of the same nature ; numerous hypogynous stamens, and exalbuminous seeds. The large flowers of *Caryocar* call to mind those of most Guttiferae, its inflorescence is nearly that of *Moronobea*; its fruit has a relation to that of *Mammea*, and presents, in that genus as in several others of the same order, a single seed in each cell." *Comb, in Aug. St. H. Fl. Bras.* 1. 323.

GEOGRAPHY. Six large trees found in the forests of the hottest parts of South America constitute the whole of the order.

PROPERTIES. Some of them are known for producing the *Souari* (vulgo Suwarrow) Nuts, of the shops, the kernel of which is one of the most delicious fruits of the nut kind that is known. An oil is extracted from them not inferior to that of the Olive.

GENUS.

Caryocar, L.
Rhizobolus, Gaertn.
Saouari, Aubl.
Pekea, Aubl.

ORDER LVII. MARCGRAAVIACEÏE.

MARCGRAAVIACEJE, *JUSS. Ann. Mus.* 14. 397. (1809) ; *DC. Prodr.* 1. 565. (1824).

ESSENTIAL CHARACTER.—*Sepals* from 2 to 7, usually coriaceous and imbricated. *Corolla* hypogynous; sometimes gamopetalous, calyptriform, entire, or torn at the point.

sometimes consisting of five petals. *Stamens* indefinite, inserted either on the receptacle or on a hypogynous membrane; *filaments* dilated at the base; *anthers* long, innate, bursting inwards. *Ovary* single, superior, usually furrowed, many-celled, many, seeded; *style* single; *stigma* simple or capitate; *ovules* numerous, attached to a central placenta. *Capsule* coriaceous, consisting of several valves which separate slightly; *dissepiments* proceeding from the middle of the valves, but not meeting in the centre, so that the fruit is 1-celled. *Seeds* very minute and numerous, nestling in pulp.—*Shrubs*, having sometimes a scrambling habit. *Leaves* alternate. *Flowers* in umbels or spikes. *Peduncles* naked, or furnished with either simple or cucullate hollow bracts.

AFFINITIES. The station of this order is uncertain ; it approaches Ebenaceae in its gamopetalous corolla cut round at the base, in the anthers attached by their base, and the alternate leaves : Ericaceae in the anthers and disk of the genus Antholoma : Hypericaceae and Guttiferae in the hypogynous stamens, the polypetalous corolla of some genera, placentation and numerous seeds; wherefore Jussieu stationed the order near Clusia. *DC. Prodr.* 1. 565. (1824). Turpin has somewhere remarked, that the bracts of this order offer a clear explanation of the conversion of a degenerated leaf into an ovule.

GEOGRAPHY. All found in equinoctial America, except Antholoma, which is a native of New Caledonia.

PROPERTIES. Handsome and curious plants, remarkable for their singular cucullate bracts. Nothing is known of their qualities.

GENERA.

§ I. MARCGRAAVIEJE, DC.	§ 2. NORANTEA, DC.	Ruyschia, Jacq.
Antholoma, La Bill.	Norantea, Aubl.	Souroubea, Aubl.
Marcgraavia, L.	Atrium, Vahl.	

ORDER LVIII. HYPERICACEÆ. THE TUTSAN TRIBE.

HYPERICA, *Jut*. Gen.* 254. (1789).—HYPERICINEJE, *Chois. Prodr. Hyp.* 32. (1821); *DC. Prodr.* 1. 541. (1824); *Lindl. Synops.* p. 41. (1829).

ESSENTIAL CHARACTER.—*Sepals* 4-5, either more or less cohering, or wholly distinct, persistent, unequal, with glandular dots. *Petals* 4-5, hypogynous, with a twisted aestivation and oblique veneration, often having black dots. *Stamens* indefinite, hypogynous, in three or more parcels; *anthers* versatile. *Ovary* single, superior; *placenta* at this time central; *styles* several, rarely connate; *stigmas* simple, occasionally capitate. *Fruit* a capsule or berry, of many valves and many cells; the edges of the former being curved inwards. *Seeds* minute, indefinite, usually tapering, attached to a placenta in the axis or on the inner edge of the dissepiments; *embryo* straight, with an inferior radicle and no albumen.—*Herbaceous* plants, *shrubs*, or *trees*, with a resinous juice. *Leaves* opposite, entire, sometimes dotted, occasionally alternate and crenelled. *Flowers* generally yellow. *Inflorescence* variable.

ANOMALIES. Lancretia has 10 monadelphous stamens. Some species of Vismia have solitary seeds, according to Cambessédes.

AFFINITIES. Nearly allied to Guttiferae, from which they chiefly differ in their small round and versatile anthers, numerous styles, and polyspermous capsules. To Cistaceae they approximate in many points, differing principally in their fruit, polyadelphous stamens, and dotted leaves. With Saxifragaceae they appear to me to have some relation, through the medium of Parnassia, the fringed glands of which are analogous to the polyandrous fascicles of Hypericum. The leaves of Hypericaceae are very commonly marked with dots, which are either transparent, or black and opaque.

GEOGRAPHY. Very generally spread over the surface of the earth, inhabiting mountains and valleys, marshes and dry plains, meadows and heaths.»

The following is the distribution of the species according to Choisy:—Europe 19 ; North America, 41 ; South America, 21 ; West Indies, 1; Asia, 24 ; New Holland, 5 ; Africa and the neighbouring islands, 7 ; Azores and Canaries, 5 ; common to Europe and Asia, 4 ; common to Europe, Asia, and Africa, 1. (*Choisy Prodr** 1821.) Many, have however, to be added for Asia and South America.

PROPERTIES. The juice of many species is slightly purgative and febrifugal. In the European species this yellow juice being in small proportion to the essential oil, and the rest of the vegetable matter, they have been used as tonics and astringents; especially *H. perforatum* and *H. Androssemum*. Some of the American species of the order are possessed of a more copious yellow juice, and more energetic properties; that obtained from *Vismia guianensis*, a Mexican and Surinam tree, is known in commerce and called American Gummi Gutta. *Royle's Illustr.* 131. *Hypericum hircinum* is foetid. A gargle for sore throats is prepared in Brazil from the *Hypericum connatum*, commonly called *Orelha de Gato*. *PL Us.* 61. A decoction of the leaves of another species, *Hypericum laxiusculum*, or *Allecrim brabo*, is reputed in the same country to be a specific against the bites of serpents. *Ib.* 62.

GENERA.

§ 1. HYPERICEJE, DC.	<i>Sarothra</i> , L.	§ 2. VISMIE, DC.	<i>Monoporina</i> , I.S.Prsl.
<i>Ascyrum</i> , L.	<i>Triadenium</i> , Rafin.	<i>Vismia</i> , Vand.	<i>Scyphaa</i> , C.B.Presl.
<i>Hypericoides</i> , Adans.	<i>Elodea</i> , Pursh.	<i>Haronga</i> , Pet. Thou.	§ 3. CARPODONTEA,
<i>Lancretia</i> , DC.	<i>Martia</i> , Spreng.	<i>Harongana</i> , Lam.	Bartl.
<i>Cratoxylon</i> , Blume.	<i>Androssmum</i> , All.	<i>Arongana</i> , Pers.	<i>Carpodontos</i> , La Bill.
<i>Hypericum</i> , L.		<i>Hcemocarpus</i> , Noron.	<i>Eucryphia</i> , Cav.
<i>Brathys</i> , Mut.			<i>Godoya</i> , R. et P.

SUB-ORDER? OCHRANTHACEIE.

In the *Botanical Register*, t. 1819 (Dec. 1835), I have described a plant called *Ochranthe*, which agrees with *Hypericaceae* in having imbricated sepals, hypogynous petals and stamens, partly disjoined carpels, and in some degree in habit, but which differs in having definite stamens (5), stipules, and serrated leaves. Its fruit is unknown. To what order it really ought to be referred is uncertain; but it appears to me so very remarkable a plant as to indicate very strong traces of a peculiar assemblage.

GENUS.

Ochranthe, Lindl.

ALLIANCE II THEALES.

ESSENTIAL CHARACTER.—*Stamens* indefinite in number. *Albumen* absent in the seeds. The petals and sepals not equal to each other in number, but gradually passing the one into the other.

Here we have a kind of transition from *Guttiales* to *Acerales*. *Saurauja* approaches *Sapindaceae* in the panicled inflorescence and general character.

ORDER LIX. TERNSTRÖMIA^{..}CEJE.

TERNSTRÖMIEJE, *Mirbl. Bull. Philom.* 381. (1813).—TERNSTRÖMIA^{..}CEJE, DC. *Mim. Sod. H. N. Genev.* vol. 1. (1823); *Prodr.* 1. 523. (1824); *Cambessédes Mémoire* (1828).—THEACEJE, *Mirbl. Bull. Phil.* (1813).—CAMELLIEJE, DC. *ThSor. Elem. ed.* 1. (1813); *Prodr.* 1.529. (1824).

ESSENTIAL CHARACTER.—*Mowers* very rarely polygamous. *Sepals* 5 or 7, imbricated in aestivation, concave, coriaceous, deciduous, the innermost often the largest. *Petals* 5, 6, or 9, not equal in number to the sepals, often combined at the base. *Stamens* very numerous; *filaments* filiform, monadelphous or polyadelphous; *anthers* versatile, or adnate. *Ovary* superior, with several cells; *styles* from 3 to 7, filiform, more or less combined; *ovules* pendulous, or erect, or peltate. *Capsule* 2-7-celled and capsular, with the dehiscence taking place in various ways; sometimes coriaceous and indehiscent; usually with a central column. *Seeds* large, attached to the axis, very few; *albumen* none, or in very small quantity; *embryo* straight, bowed or folded back, the radicle turned to the hilum; *cotyledons* very large, often filled with oil, occasionally plaited lengthwise; an aril sometimes present.—*Trees* or *shrubs*. *Leaves* alternate, coriaceous, without *stipules*, usually undivided, now and then with pellucid dots. *Peduncles* axillary or terminal, articulated at the base. *Flowers* generally white, seldom pink or red, very rarely (in *Cochlospermum*) yellow-

ANOMALIES. *Cochlospermum* has the ovary 1-celled, with imperfect septa, to the margins of which the ovules are attached. Leaves very rarely opposite. *Cambesstdes*.

AFFINITIES. This order originated in 1813, with Mirbel, who separated some of its genera from *Aurantiaceae*, where they had been placed by Jussieu, and at the same time founded another closely allied order, under the name of *Theaceae*. These opinions were substantially adopted by Kunth and De Candolle, the latter of whom, moreover, formed several sections among his *Ternströmiaceae*. It is, however, certain, that no solid difference exists between this last order and *Theaceae* or *Camellieae*, as they were called by De Candolle; and Cambessedes, after a careful revision of the whole, has come to the conclusion, that even the sections proposed by De Candolle among *Ternströmiaceae* are untenable. I shall profit by Cambessedes' observations in all I have to say upon the order. *Ternströmiaceae* may be compared, in the first place, with *Guttiferae*, with which they accord more closely than with any thing else, and in the affinities of which they entirely participate. They differ thus: in *Ternströmiaceae* the leaves are alternate, to which there are scarcely any exceptions; they are always opposite in *Guttiferae*. In the former the normal number of the parts of the flower appears to be 5 and its multiples; in *Guttiferae* it is evidently two. In the former the calyx is always perfectly distinct from the corolla; these two organs are usually confounded in the latter. *Ternströmiaceae* have the petals generally united at the base, and a twisted aestivation; in *Guttiferae* they are distinct, with a convolute aestivation. The seeds of the former are almost always either destitute of albumen, or furnished with a membranous wing; the latter have neither the one nor the other. The first have the radicle always near the hilum; the second have it either near the hilum or turned in an opposite direction. Finally, in *Guttiferae* the cotyledons are very thick, and firmly glued together; and this character, which is not observed in *Ternströmiaceae*, is the more important, as it is not liable to any exception. *Ternströmiaceae* are allied to *Hypericaceae* through the medium of *Carpodontos*, a genus which, with the foliage of the latter order, has the fruit of the former; and also of certain plants of *Hypericaceae*, which, according to Cambessedes, have a definite number of seeds. With *Marcgraaviaceae* they agree through *Norantea*, which has the stamens slightly adherent to the base of the petals, and fixed anthers; but that order is entirely different in habit, and is well marked by its singular cucullate bracts, its fruit, and its wingless

exalbuminous seeds. Many genera of Ternströmiaceae, such as Kielmeyera and others, have the habit of Tiliaceae, while the fruit of Laplacea is strikingly like that of Luhea; but the aestivation of the calyx and many other characters distinguish them.

GEOGRAPHY. Although the plants of this order which are known in European gardens are chiefly from China or North America, these form but an inconsiderable part of the whole: 7 or 8 are all that are contained in the first of these countries, and 4 in the latter; while between 60 and 70, all beautiful trees or shrubs, are natives of the woods of South America: about a score are known in the East Indies, and one in Africa.

PROPERTIES. These are ill understood, but little being known of the greater part of the species. The tea which is so extensively consumed by Europeans is produced by different species of Thea and Camellia: its slightly stimulating properties become narcotic in very hot latitudes, as at Penang. For a most valuable account of this plant see *Royle's Illustr.* p. 107. An excellent table oil is expressed from the seeds of Camellia oleifera. The different species and varieties of Camellia japonica are the glory of gardeners. The fruit of a species of Saurauja is said to be acidulous, and to resemble Tomatoes in flavour. *DC.* The leaves of Kielmeyera speciosa are employed in Brazil for fomentations, for which they are well adapted, on account of the mucilage in which they abound. *PL Us.* 58. It is believed in Brazil, that a decoction of the roots of a plant called *Butua do curvo* (*Wittelsbachia insignis*, *Mart.*, *Maximiliana regia*, *Ibid.*, *Cochlospermum insigne*, *Aug. St. H.*) has the power of healing internal abscesses. The Brazilians take it for all kinds of internal bruises. *PL Us.* 57. *Cochlospermum tinctorium* is used in cases of amenorrhoea, and also as a yellow dye. *FL Seneg.* 1. 100. The seeds of *Cochlospermum Gossypium* are surrounded with cotton of a soft silky nature, and the tree yields the gum called *Kuteera*, which in the North-Western Provinces of India is substituted for Tragacanth. *Royle.*

GENERA.

Cochlospermum, Kth.	Saurauja, W.	Ventenatia, P. de B.	Sasanqua, Nees.
<i>Maximiliana</i> , Mart.	<i>Apatelia</i> , DC.	Bonnetia, Mart.	—
<i>Wittelsbachia</i> , Mart.	<i>Palava</i> , R. et P.	<i>Kieseria</i> , Nees.	? <i>Anneslea</i> , Wall.
Ternströmia, Mut.	Stewartia, Cav.	Architaea, Mart.	Wikströmia, Schrad.
<i>Tonabea</i> , Juss.	Malachodendron, Cav.	Mahurea, Aubl.	<i>Lindleya</i> , Nees.
Adinandra, Jack.	Laplacea, Kth.	Bonnetia, Schreb.	Schima, Reinw.
Cleyera, Thunb.	<i>Hcpmocharis</i> , Salisb.	Marila, Pers.	Geeria, Bl.
Freziera, Swz.	Gordonia, Ellis.	Anisosticte, Bartl.	Pyrenaria, Bl.
Lettsómia, R. et P.	Camellia, L.	Kielmeyera, Mart.	Reinwardtia, Bl.
Eurya, Thunb.		Thea, L.	<i>Blumia</i> , Spr.

ALLIANCE III. ACE RALES.

ESSENTIAL CHARACTER. *Stamens* definite in number. *Flowers* usually unsymmetrical in their parts, or if symmetrical more or less irregular; in the majority small and disposed in a compound inflorescence.

Most nearly connected are all the orders of this alliance. Aceraceae are hardly different from Sapindaceae, except in their opposite leaves. Esculacese used to be referred to Sapindaceae. Polygalaceae are principally distinguished by their papilionaceous calyx, and Vochyaceae are scarcely more than calcarate Polygalaceae.

SI

ORDER LX. ACERACEÆ. THE SYCAMORE TRIBE.

ACERA, *Juss. Gen.* 50. (1789) ; *Ann. Mus.* 18. 477. (1811).—ACERINEJE, *DC. Thlorie*, ed. 2. 244. (1819); *Prodr.* 1. 593. (1824) ; *Lindl. Synops.* 55. (1829).

ESSENTIAL CHARACTER.—*Calyx* divided into 5, or occasionally from 4 to 9 parts, with an imbricated aestivation. *Petals* equal in number to the lobes of the calyx, inserted round an hypogynous disk. *Stamens* inserted upon an hypogynous disk, generally 8, not often any other number, always definite. *Ovary* 2-lobed; *style* 1; *stigmas* 2. *Fruit* formed of two parts, which are indehiscent and samaroid; each 1-celled, with 1 or 2 seeds. *Seeds* erect, with a thickened lining to the testa; *albumen* none; *embryo* curved, with foliaceous wrinkled *cotyledons*, and an inferior *radicle*.—*Trees*. *Leaves* opposite, simple, rarely pinnate, without stipules. *Flowers* often polygamous, sometimes apetalous, in axillary corymbs or racemes.

AFFINITIES. " They chiefly differ from Sapindaceæ in their fruit having but 2 carpels, the petals never being furnished with scales, and their opposite leaves. Geissois, referred to Cunoniaceæ by Don, agrees with this order in habit, hypogynous stamens, dicarpellary fruit, and unsymmetrical flowers; but is apetalous and polyspermous, and has stipules. The internal structure of its seeds is unknown.

GEOGRAPHY. Europe, the temperate parts of Asia, the north of India, and North America, are the stations of this order, which is unknown in Africa and the southern hemisphere.

PROPERTIES. The species are only known for the sugary sap of *Acer saccharinum* and others, from which sugar is extracted in abundance, and for their light useful timber.

GENERA.

Acer, L.	Dobinsea, Hamilt.
Negundium, Raf.	_____
	? Geissois, Lab.

ORDER LXL SAPINDACEÆ. THE SOAP-TREE TRIBE.

SAPINDI, *Juss. Gen.* 246. (1789).—SAPINDACEJE, *Juss. Ann. Mus.* 18. 476. (1811) ; *DC. Prodr.* 1. 601. (1824); *Cambessides in Mém. Mus.* 18. 1. (1829).

ESSENTIAL CHARACTER.—*Flowers* polygamous. MALES. *Calyx* more or less deeply 4-5-parted, or 4-5-leaved; with an imbricated aestivation. *Petals* 4-5, or occasionally absent, alternate with the sepals, hypogynous, sometimes naked, sometimes with a doubled appendage in the inside; aestivation imbricated. *Disk* fleshy; sometimes occupying the base of the calyx, regular, nearly entire, expanded between the petals and stamens; sometimes glandular, incomplete, the glands stationed between the petals and stamens. *Stamens* 8-10, rarely 5-6-7, very seldom 20, sometimes inserted into the disk, sometimes into the receptacle between the glands and the pistil; *filaments* free or combined just at the base; *anthers* turned inwards, bursting longitudinally. *Rudiment* of a pistil very small or none. HERMAPHRODITE FLOWERS. *Calyx*, *petals*, *disk*, *stamens*, as in the males. *Ovary* 3-celled, rarely, 2-4-celled, the cells containing 1, 2, 3, very seldom more, *ovules*. *Style* undivided, or more or less deeply 2- or 3-cleft. *Ovules* when solitary erect or ascending, rarely (as in *Hypelate*) suspended; when double the upper ascending, the lower suspended. *Fruit* sometimes capsular, 2-3-valved, sometimes samaroid, sometimes fleshy and indehiscent. *Seeds* usually with an aril; their outer integument crustaceous or membranous, their interior pellucid. *Albumen* 0. *Embryo* seldom straight, usually curved, or spirally twisted. *Radicle* next the hilum. *Cotyledons* incumbent, sometimes combined into a thick mass. *Plumule* 2-leaved.—*Trees*, or *shrubs* which often climb and have tendrils,

seldom climbing *herbs*. *Leaves* alternate, compound, very rarely simple, with or without stipules, often marked with lines or pellucid dots. *Flowers* in racemes, or racemose panicles, small, white or pink, seldom yellow. *CambessDes*.

AFFINITIES. From *Aceraceae* these scarcely differ, except in their alternate leaves and petals, which have almost always an appendage on their face. In some respects near *Meliaceae*, which agree in habit and in their pinnated leaves, but which are known by their monadelphous stamens and symmetrical flowers. To *Polygalaceae* they are no doubt akin in the singular combination of 8 stamens with 5 unequal sepals, and an uncertain number of petals; and also in their aril, which may be compared to the caruncula of *Polygalaceae*, although somewhat different in its origin. The dried leaves resemble, as De Candolle remarks, those of *Connaraceae*. Their climbing habit and tendency to produce tendrils indicate a relation to *Vitaceae*, which, however, is not very near. Brown remarks, that although in the far greater part of this family the ovule is erect and the radicle of the embryo inferior, yet it includes more than one genus in which both the seeds and embryo are inverted. *Congo*, 427. (1818.)

GEOGRAPHY. Natives of most parts of the tropics, but especially of South America and India. Africa knows many of them, but they are wanting in the cold regions of the north. None are found in Europe or the United States of America. *Dodonaea* represents the order in New Holland.

PROPERTIES. It is singular that while the leaves and branches of many of these plants are unquestionably poisonous, the fruit of others is valuable as an article of the dessert. Thus the *Longan*, the *Litchi*, and the *Hambutan*, fruits among the most delicious of the Indian archipelago, are the produce of different species of *Nephelium*. *Pierardia sativa* and *dulcis*, to which belong the *Rambah* and *Choopa* of Malacca, and *Hedycarpus malayanus* producing the *Tampui*, are other fruit-trees of the order. The fruit of *Schmidelia edulis* is known at desserts in Brazil under the name of *Fruta de parad*; it is said to have a sweet and pleasant taste. *PL Us.* 67. That of *Sapindus esculentus* is very fleshy, and much esteemed by the inhabitants of Certad, by whom it is called *Pittomba*. *Ibid.* 68. Some species of *Paullinia* are, however, stated, upon various authorities, to be poisonous, especially the *P. australis*, to which principally Auguste de St. Hilaire attributes the poisonous quality of the Lecheguana honey, *Ed. P. J.* 14. 269; and *P. cupania*, which is used for making an intoxicating liquor. The aril of *Paullinia subrotunda* and of *Blighia sapida* is eatable. The leaves of *Magonia pubescens* and *glabrata*, called *Tinguy* in Brazil, are used for stupifying fishes; their bark is employed for healing sores in horses caused by the stings of insects. *A. St. Hil. Hist. des PL* 238. *Serjania triternata* is also employed as a fish poison. *Royle*. The fruit of *Sapindus saponaria*, and of several Indian species of the same genus, is used for the purposes of soap, owing to the presence of the vegetable principle called *Saponine*. *Royle*. The root of *Cardiospermum halicacabum* is aperient. *Ainslie*, 2. 204.

GENERA.

§ 1. SAPINDEJE, Camb.	<i>Aporetica</i> , Forst.	Erioglossum, Bl.	<i>Bonnannia</i> , Raf.
<i>Cardiospermum</i> , L.	<i>Toxicodendron</i> , Qsxt.	Moulinsia, Camb.	<i>Tina</i> , R. et S.
<i>Bridgesia</i> , Camb.	<i>Omitrvphe</i> , Juss.	Valenzuela, Camb.	<i>Ratonia</i> , DC.
<i>Urvillea</i> , Kth.	<i>Gemella</i> , Lour.	Cupania, Plum.	<i>Diplopetalum</i> , Spr.
<i>Serjania</i> , Pl.	<i>Irina</i> , Bl.	<i>Vouarana</i> , Aubl.	<i>Dimereza</i> , Lab.
<i>Toulicia</i> , Aubl.	<i>Eucерsea</i> , Mart.	<i>Trigonis</i> , Jacq.	<i>Mischocarpus</i> , Bl.
<i>Pttrupa</i> , Schreb.	<i>Xanthoceras</i> , Bge.	<i>Molinaa</i> , Juss.	<i>Talisia</i> , Aubl.
<i>Paullinia</i> , L.	<i>Pappea</i> , Eckl.	<i>Gelonium</i> , Gaertn.	<i>Harpullia</i> , Roxb.
<i>Cardiopteris</i> , Wall.	<i>Ptiroxylon</i> , Eckl.	<i>Guion</i> , Cav.	<i>Pierardia</i> , Roxb.
<i>Siojii</i> , Hamilt.	<i>Prostea</i> , Camb.	<i>Stadmannia</i> , Lam.	<i>Hedycarpus</i> , Jack.
<i>Schmidelia</i> , L.	<i>Lepisanthes</i> , Bl.	<i>Blighia</i> , König.	<i>Nephelium</i> , L.
<i>Allophyllus</i> , L.	<i>Sapindus</i> , L.	<i>Akeesia</i> , Tuss.	<i>PomStia</i> , Forst.

<i>Euphoria</i> , Juss.	§ 2. DODONACEA,	<i>Magonia</i> , A. St. H.	<i>Alectryon</i> , Gaertn.
<i>Scytalia</i> , Gaertn.	Camb.	<i>Phaocarpus</i> , Mart.	<i>Loxostylis</i> , Spr.
<i>Dimocarpus</i> , Lour.	<i>Kb'lreuteria</i> , L.		<i>Harrisonia</i> , R. Br.
<i>Thouinia</i> , Poit.	<i>Cossignia</i> , Commers.	<i>Enourea</i> , Aubl.	<i>Eustathes</i> , Lour.
<i>Thyana</i> , Hamilt.	<i>Llagunoa</i> , R. et P.	<i>Matayba</i> , Aubl.	<i>Valentinia</i> , Siv.
<i>Hypelate</i> , P. Browne.	<i>Amirola</i> , Pen.	<i>Ephielis</i> , Schreb.	<i>Pedicellia</i> , Lour.
<i>Melicocca</i> , L.	<i>Dodonaea</i> , L.	<i>Ernstingia</i> , Neck.	<i>Racaria</i> , Aubl.
<i>Schleichera</i> , W.		<i>Aphania</i> , Blume.	

SUB-ORDER? MILLINGTONIEÆ.

Jack in Malay. Misc. 2. 32; *Hooker Journal*, 377.—MILMNGTONIACEÆ, *Wight and Arnott in Ed. Ph. Journ.* 15. 177. (1833); *Prodr. Penins.* 115. (1834); *Royle Illustr.* p. 139. (1835).

ESSENTIAL CHARACTER.—*Sepals* 5, persistent, unequal, somewhat in a double series: aestivation imbricative. *Petals* 5, inserted on the margin of the receptacle, deciduous, alternating with the sepals, of two kinds; three outer ones orbicular, entire, with an imbricative aestivation; two interior smaller, acutely bifid, resembling scales. *Stamens* 5, opposite to the petals, and slightly united to them at the very base: three exterior sterile, opposite to the larger petals; two interior fertile, opposite to the bifid petals; *filaments* of the fertile stamens flat: anther-cells globose, dehiscing transversely, placed side by side on the inner side of the saucer-shaped connective. *Disk* flat, thin, hypogynous, free except at its point of attachment with the ovary and receptacle. *Ovary* ovate, 2-celled; *ovules* 2 in each cell, superposed; *style* simple, short, and thick; *stigma* slightly 2-lobed. *Fruit* a 1-celled, 1-seeded drupe; the dissepiment evanescent above, hardened and persistent at the base. *Seed* with a small cavity on one side, near the base. *Albumen* none, or extremely thin. *Embryo* curved: cotyledons thin, foliaceous, folded (chrysaloid); *radicle* curved, pointing to the hilum.—*Trees*. *Leaves* alternate, without *stipules*, entire or rarely pinnated. *Inflorescence* in panicles, terminal, or axillary near the extremity of the branches. *Flowers* small, inconspicuous, nearly sessile on very short peduncles that are arranged along the horizontal branches of the panicles. *Wight and Arnott, l. c.*

AFFINITIES. The plants belonging to this assemblage are looked upon by Wight and Arnott as forming a family distinct from, but closely related to, Sapindaceae. The principal differences pointed out by those authors are, that in the latter the stamens are usually twice as numerous as the petals, which have scales or tufts of hair at their base; and the hypogynous disk is fleshy. Other points are, indeed, adverted to, but they are either unimportant, or not clearly explained. These authors do not take the same view of the structure of the genus as Roxburgh, but agree with Jack in considering the number of petals 5, of which three only are petaloid, and the other two bifid and adnate to the base of the two fertile stamens. It appears to me, however, that in reality, in *M. simplicifolia* at least, there is very great irregularity in the proportion of the parts of the flower; in the calyx I find six pieces, two very minute and external, two larger, but unequal, next the first, and two more, also unequal, in the inside; petals I see only three, on the face of the largest of which is a distinct trace of a rudimentary scale; the stamens are five, three of them being deformed, lobed, and opposite the 3 petals, the other two fertile, alternating with two of the petals, with a membranous tooth on each side at the base (not the apex, as Roxburgh has it), and a remarkable saucer-like connective, on the upper face of which grow two anther-cells, the valves of which are extremely unequal. I do not, therefore, perceive how the genus differs from Sapindaceae, except in the pistil being composed of two carpels instead of three. But although the number three is what usually prevails in Sapindaceae, yet there are instances of two in *Schmidia*, *Irina*, &c. and of four in *Talisia* and *Dodonaea*.

In habit the genus *Millingtonia* resembles *Semecarpus* and *Buchanania* among Anacardiaceae.

GEOGRAPHY. Timber-trees found in India from 10° to 31° N. Lat.
Royle.

PROPERTIES. Unknown.

GENUS.

Millingtonia, Roxb.

ORDER LXH. ESCULACEÆ. THE HORSE-CHESTNUT TRIBE.

HIPPOCASTANEÆ, DC. *Thorie*, ed. 2. 244. (1819); *Prodr.* I. 597. (1824).—
CASTANEACEÆ, Link *Enum.* 1. 354. (1821).

ESSENTIAL CHARACTER.—*Calyx* campanulate, 5-lobed. *Petals* 5, or 4 by the abortion of one of them, unequal, hypogynous. *Stamens* 7-8 distinct, unequal, inserted upon a hypogynous disk; *anthers* somewhat incumbent. *Ovary* roundish, 3-cornered, 3-celled; *style* 1, filiform, conical, acute; *ovules* 2 in each cell. *Fruit* coriaceous, 1- 2- or 3-valved, 1- 2- or 3-celled, 1- 2- or 3-seeded. *Seeds* large, roundish, with a smooth shining coat, and a broad pale hilum; *albumen* none; *embryo* curved, inverted, with fleshy, very thick, gibbous, cohering cotyledons, germinating under ground; *plumule* unusually large, 2-leaved; *radicle* conical, curved, turned towards the hilum.—*Trees* or *shrubs*. *Leaves* opposite, without *stipules*, compound, quinate or septenate. *Racemes* terminal, somewhat paniced; the pedicels with an articulation.

AFFINITIES. The want of symmetry in the parts of the flower, and their compound leaves, approximate ifeculaceae to Sapindaceae; the same character brings them near Aceraceae, from both which they are distinguished by the structure of their fruit and seeds. They also approach Rhizobolaceae, as is stated in speaking of that order.

GEOGRAPHY. The north of India and North America contain the few species that belong to this order.

PROPERTIES. Handsome trees or small bushes, chiefly remarkable for their large seeds, with an extensive hilum. These seeds contain a great quantity of starch, which renders them nutritive for man and many other animals, They also contain a sufficient proportion of potash to be useful as cosmetics, or as a substitute for soap; they are bitter, and have been employed as a sternutatory. The bark of the common Horse Chestnut is bitter, astringent, and febrifugal.

GENERA.

iEsculus, L.	Macrothyrsus, Spach.
Favia, Boerh.	Calothyrsus, Spach.

ORDER LXIII. POLYGALACEÆ. THE MILKWORT TRIBE.

POLYGALÆ, Juss. *Ann. Mus.* 14. 386. (1809); R. Brown in *Flinders* (1814); Juss. *Mem. Mus.* 1. 385. (1815); DC. *Prodr.* 1. 321. (1824); Lindl. *Synops.* 39. (1829); Jug. de St. Hilaire and Moquin-Tandon *Mém. Mus.* 17. 313. (1829).

ESSENTIAL CHARACTER.—*Sepals* 5, very irregular, distinct, often glumaceous; 3 exterior, of which 1 is superior and 2 anterior; 2 interior (*the wings*) usually petaloid, and alternate with the upper and lower ones. *Petals* hypogynous, usually 3, of which 1 is anterior and larger than the rest (*the keel*), and 2 alternate with the upper outer, and lateral inner sepals, and often connate with the keel; sometimes 5, and then the 2 additional ones minute and between the wings and the lower sepals. *Keel* sometimes entire, and then

either naked or crested ; sometimes 3-lobed, and then destitute of a crest. *Stamens* hypogynous, 8, usually combined in a tube, unequal, and ascending; sometimes 4, and distinct; the tube split opposite the upper sepal; *anthers* clavate, innate, mostly 1-celled and opening at their apex, sometimes 2-celled; very rarely the dehiscence is longitudinal. *Disk* either absent or present, regular or irregular. *Ovary* superior, compressed, with 2 or 3 cells, which are anterior and posterior, the upper one occasionally suppressed; *ovules* solitary, very rarely twin, pendulous; *style* simple, curved, sometimes very oblique and cucullate at the apex, which is also entire or lobed; *stigma* simple. *Fruit* usually opening through the valves; occasionally indehiscent, membranous, fleshy, coriaceous, or drupaceous, winged or apterous. *Seeds* pendulous, with a caruncula next the hilum, naked or enveloped with hairs; the outer integument crustaceous, the inner membranous; *albumen* abundant, fleshy, rarely reduced to a thin gelatinous plate, very seldom wanting; *embryo* straight, or slightly curved, with the radicle next the hilum.—*Shrubs* or *herbaceous* plants. *Leaves* generally alternate, sometimes opposite, mostly simple, and always destitute of *stipules*. *Mowers* usually racemose, very often small and inconspicuous, but showy in many *Polygalas*. *Pedicels* with 3 bracts.

ANOMALIES. Flowers generally gamopetalous. Ovary sometimes 1-celled by abortion. Fruit indehiscent in *Mundia*, *Monnina*, *Securidaca*, and *Krameria*. The latter has also no albumen.

AFFINITIES. The structure of this order has been explained by Aug. de St. Hilaire and Moquin-Tandon, from whose memoir above quoted, the foregoing character and almost all that is said here is extracted, and to which I refer those readers who wish to study the subject more intimately. Before adverting to the affinities of this order, it will be useful to consider what is the nature of the irregularity of the flowers ; an irregularity which is such as to obscure, in a great measure, the relative position of the sepals and petals. The calyx apparently consists of but three pieces, which are usually green, and like sepals in their common state; but their real number is 5, the two coloured lateral petal-like bodies, sometimes lying within the apparent sepals, being in reality part of the series of the calyx. The corolla is mostly monopetalous, and, if carefully examined, formed of 3 pieces; namely, the keel and two petals, all soldered together. We have, therefore, an abortion of two petals, according to the laws of alternation : but this is not all; there is not only an abortion of two petals, but of those two which would, if present, be found right and left of the keel. The monopetalous corolla is, therefore, formed by the cohesion of the two posterior and the one anterior petal of a pentapetalous corolla, of which the two lateral petals are suppressed. The keel has an appendage of an anomalous character, called technically a crest, and often consisting of one or even two rows of fringes or divisions, originating not from the margin but from within it, and sometimes cohering in a common membrane at their base. Aug. de St. Hilaire has shewn that this crest is nothing more than the deeply-lobed middle segment of a keel, with these lobes in such a state of cohesion that the central lobe is pushed outwards, while the lateral ones cohere by their own margins and with its back. The stamens are only 8, two therefore are suppressed; or in *Krameria* 4, one being suppressed. I may remark, in addition, that the relative position of the fifth sepal and petal respectively, was first indicated by Brown. *Denham* 31.

Polygalaceae are stationed by De Candolle between *Droseraceae* and *Tremandraceae*, and in the immediate vicinity of *Violaceae*. With the latter they are related on account of their hypogynous stamens, irregular flowers, and cucullate stigma; and "with *Tremandraceae* on account of the caruncula of their seed. To *Fumariaceae* they approach in the general aspect of their flowers; but if my theory of the structure of that order be admitted, their resemblance would not be so great as it appears to be. *Leguminosae* are, notwithstanding their perigynous stamens, an order with which *Polygalaceae* have great affinity: the irregularity of corolla is of a similar nature in both ; there is in *Leguminosae* a tendency to suppress the upper lateral petals in *Erythrina*, as in *Po-*

lygala; the ascending direction of the style and a cohesion of stamens are characters common to both orders. Many additional observations are made by St. Hilaire and Moquin-Tandon to the same effect. These authors, moreover, compare this order with Rutaceae; but they appear to have finally decided upon the vicinity of Sapindaceae being its true position; remarking that "the calyx of Sapindaceae is unequal, the corolla very irregular, and the ovary of Schmidelia is usually 2-celled and 2-seeded like that of Polygala. Moreover, the greater part of the genera of that order have, with a calyx of five divisions, a corolla with four petals, and the place of the fifth is manifestly vacant. This suppression is not exactly the same as what is observed in the corolla of Polygala, where there is only 3 petals with 5 sepals; but the suppression has more analogy with what concerns the stamens, since with a quinary number in the calyx each order has eight antheriferous filaments."

GEOGRAPHY. Most of the genera are limited to one or two of the five parts of the globe; thus Salomonina is only found in Asia, Soulamea in the Moluccas, Muraltia at the Cape of Good Hope, and Monnina and Badiera in South America. Comesperma is found both in Brazil and New Holland, and, what is very remarkable, there is in the former country a species of the Cape genus Mundia. Polygala itself is found in four of the five parts; under the torrid zone and in temperate climates, at Cayenne, and on the mountains of Switzerland; it is, however, very unequally distributed. This genus inhabits almost every description of station,—dry plains, deep morasses, woods, mountains, cultivated and barren soils. Comesperma is only known in Brazilian woods, and Monnina and Krameria in open places.

PROPERTIES. Bitterness in the leaves and milk in the root are their usual characteristics; but the order has not been well investigated with respect to its qualities. Soulamea amara esteemed in the Moluccas and in Java as a medicine was called by Rumf "Rex amaroris." Royle. Polygala senega root is stimulant, diuretic, sialagogue, expectorant, purgative, emetic, and sudorific, and also emmenagogue. It has been used with great success in croup. Barton, 2. 116. It and P. crotalarioides have been employe*}, the former in America, the latter in the, Himalayas, as a cure against the bite of venomous reptiles. Royle. P. sanguinea, according to Barton, possesses similar qualities. A peculiar vegetable principle, called Senegin, has been discovered by Gehlen in the root of Polygala senega, and Reschier is also said to have procured a principle called Polygaline from the same plant; but it is not known whether these two substances are the same. Stephens and Church, no. 103. The bark of Monnina polystachya, called Yallhoy in Peru, is stated to be extremely useful in cases of dysentery. It also possesses detersive properties in a great degree. The ladies of Peru ascribe the beauty of their hair to the use of its infusion, and the silversmiths of Huanaco employ it for cleansing and polishing their wrought silver. Lambert's *Illust. Cinch.* 132, &c. Krameria, a genus of an extremely anomalous structure, is remarkable for its tonic and excessively astringent qualities. Its root is sold in Europe under the name of Ratanhia, and is one of the substances which in conjunction with gum kino, is used for adulterating port wine in England. According to Cadet, this root contains gallic acid, but neither tannin nor resin. Xanthophylhim furnishes timber of considerable size. Polygala poaya is an active emetic. It is used successfully in Brazil in bilious fevers. *Mart. Mat. Med. Bras.* 12.

GENERA.

Polygala, L.	Comesperma, La Bill.	Muraltia, Neck.	Securidaca, L.
<i>Psychanthus</i> , Rafin.	Badiera, DC.	<i>Heisteria</i> , Berg.	Bredemeyera, W.
Nylandtia, Duinort.	Xanthophyllum, Rox.	Mundia, Kunth.	Krameria, L5fl.
Brachytripsis, DC.	<i>Jackia</i> , Bl.	Monnina, R. et P.	Cardiocrpus, Rnwdt.
Salomonina, Lour.	Soulamea, Lam.	<i>Hcbeandra</i> , Bonpl.	Hymcnanthra, R. Pr.

From these plants Von Martius distinguishes (*Conspectus*, no. 207, 1835), as the type of an order, to be called

KRAMERIACEÆ,

The genus *Krameria* to which reference has been already made. Of this remarkable plant, usually placed in Polygalaceæ, Auguste de St. Hilaire and Moquin-Tandon give the following character:—

KRAMERIA.—*Sepals* 3-4, irregular, much spreading, coloured, deciduous, arranged in 2 or 3 rows, one of them, if it is present, superior, solitary, very small. *Petals* 5 (sometimes 4, *Kunth*), hypogynous, smaller than the calyx, irregular; the three lower alternating with one exterior sepal, two intermediate, and a minute superior one, long, unguiculate; the claws united at the base, occasionally with a small abortive lamina; the two upper alternating with one external sepal and two intermediate ones, much smaller than the lower petals, remote from them, converging obliquely, sessile, rather thick. *Stamens* 4 (sometimes 1 or 3, *Kuntzi*), hypogynous, unequal; two larger, ascending, alternating with the upper and lower petals, 2 smaller erect, close together, alternating with the lower intermediate petal; *filaments* free, thick; *anthers* continuous, immovable, 2-celled, opening at the end by a double pore. *Disk* 0. *Ovary* superior, 2-celled (incompletely 2-celled, *Kunth*), two seeded; *ovules* 2, suspended from a little below the top of the cavity, turned away from the lower petals. *Style* single, terminal, ascending, awl-shaped. *Stigma* terminal, simple. *Fruit* between woody and leathery, globose, glochidate, by abortion 1-seeded, indehiscent. *Testa* membranous. *Albumen* 0. *Embryo* straight; *cotyledons* plano-convex, with two auricles below the base surrounding the radicle, which is superior.—Spreading many-stemmed *under-shrubs*. *Leaves* alternate, simple, entire (3-leaved in *K. cytisoides*), without stipules, sometimes having in their axil bundles of little spines. *Racemes* simple, BDike-shaped. *Bracts* of the stalks two. *Hairs* simple.

i species are known.

ORDER LXIV. VOCHYACEÆ.

VOCHYSIACEA, *Mart. Nov. Gen.* 1. 123. (1824).—VOCHYSIEJE, *A. St. Ml. Mém. Mus.* 6. 265. (1820); *DC. Prodr.* 3. 25. (1828).

ESSENTIAL CHARACTER.—*Sepals* 4-5, combined at the base, imbricated in aestivation, the upper one calcarate. *Petals* 1, 2, 3 or 5, alternate with the segments of the calyx, and inserted into their base, unequal. *Stamens* 1-5, usually opposite the petals, rarely alternate with them, arising from the bottom of the calyx, for the most part sterile, 1 of them having an ovate fertile 4-celled anther. *Ovary* superior, or partially inferior, 3-celled; *ovules* in each cell solitary or twin, attached to the base of the axis; *style* and *stigma* 1. *Capsule* 3-cornered, 3-celled, 3-valved, the valves bursting along their middle. *Seed* without albumen, erect; *embryo* straight, inverted; *cotyledons* large, foliaceous, convolute, plaited; *radicle* short, superior.—*Trees*. *Branches* opposite, when young 4-cornered. *Leaves* opposite, sometimes towards the extremities of the branches alternate, entire, with 2 stipules at the base. *Flowers* usually in terminal panicles or racemes.

ANOMALIES. Ovary either superior or inferior. The leaves of *Salvertia* have no stipules.

AFFINITIES. "An order at present but ill understood, in habit and flower somewhat allied to Guttiferae or Marcgraaviaceæ, but distinct from both in the stamens being inserted into the calyx; perhaps more directly connected with Combretaceæ, on account of the convolute cotyledons and inverted seeds; and even perhaps allied to some Onagraceæ, on account of the abortive solitary stamen." *DC. Prodr.* 3. 25. Is not the order nearer Violaceæ? an affinity strongly pointed out by the irregular flowers, 3-locular ovarium, and stipules, but impeded by the perigynous insertion of the stamens; or yet nearer Polygalaceæ, from which the calcarate flowers and ascending ovules principally distinguish it.

GEOGRAPHY. Natives of equinoctial America, where they inhabit ancient forests, by the banks of streams, sometimes rising up mountains to a considerable elevation. They are often trees with large spreading heads.

PROPERTIES. Unknown.

GENERA.

Callisthene, Mart.	Vochya, Vahd.	Salvertia, St. Hil.
Amphilochia, Mart.	Vochy, Aubl.	Qualea, Aubl.
Lozania, Mutis.	Vochysia, Juss.	Erisma, Rudg.
Agardhia, Spr.	Salmonia, Neck.	Detract, Roem. et Schult.
	Cucullaria, Schreb.	Ditmaria, Spreng.

ALLIANCE IV. *CISTALES*.

ESSENTIAL CHARACTER.—*Flowers* regular. *Albumen* present in the seeds.

These can be confounded only with the Guttal alliance, from which the hairy, thin, deeply-veined, and usually alternate leaves, together with a habit, which, although sometimes woody and even arborescent, is most commonly herbaceous, assist in distinguishing them. The orders [vary from Chlenaceae, which are the highest form, to Elatinaceae which is the lowest, through all gradations of development. Elatinaceae are to Cistaceae what Fumaria is to Nelumbium, Hippuris to (E)nothera, Viscum to Loranthus, and so on. Hugoniaceae form a transition to Malvaceae in the next alliance.

ORDER LXV. ELATINACEAE. THE WATER-PEPPER TRIBE.

ELATINEAE, *Cambesides in MSm. Mus.* 18. 225. (1829); *Aug. de St. H. Fl. Bras.* 2.159. (1830); *FL Seneg.* 1. 42. (1832); *Fischer and Meyer in Lirneua*, x. 69. (1835).

ESSENTIAL CHARACTER.—*Sepals* 3-5, distinct, or slightly connate at the base. *Petals* hypogynous, alternate with the sepals. *Stamens* hypogynous, usually twice as numerous as the petals. *Ovary* with from 3 to 5 cells, an equal number of styles, and capitate stigmas. *Fruit* capsular, 3-5-celled, with the valves alternate with the septa which usually adhere to a central axis, but in Merimea to the valves separating from the axis. *Seeds* numerous, with a straight embryo, whose radicle is turned to the hilum, and little albumen. —*Annuals*, found in marshy places. *Stems* fistulous, rooting. *Leaves* opposite, with stipules.

AFFINITIES. This little order has been established by Cambesides, who distinguishes it from Alsinaceae, with which a part had been confounded, by the capitate stigmas, by the dehiscence of the fruit, by the little albumen, and by the straight not curved embryo. The species agree with Hypericaceae in many respects, even in the presence of receptacles of resinous secretions; but differ in having a persistent central axis in the fruit, definite stamens, and so forth.

GEOGRAPHY. Found in marshes in the four quarters of the globe. The Elatines are natives of Europe and Asia, Bergias of the Cape of Good Hope and the East Indies, and Merimea of South America.

PROPERTIES. Unknown.

GENERA.

Elatine, L.	Bergia, L.	? Tetradielis, M. B.
Crypta, Nutt.	Merimea, Camb.	Anisadenia, Wall.

ORDER LXVL LINACEJE. THE FLAX TRIBE.

LINEJS, DC. *Thorie*, ed. 1. 217. (1819); *Prodr.* 1. 423. (1824); *Lindl. Synops.* 53. (1829).

ESSENTIAL CHARACTER.—*Sepals* 3-4-5, with an imbricated aestivation, continuous with the peduncle, persistent. *Petals* equal in number to the sepals, hypogynous, unguiculate, with a twisted aestivation. *Stamens* equal in number to the petals, and alternate with them, united at the base in a hypogynous ring, from which proceed little teeth opposite to the petals, and indicating abortive stamens; *anthers* ovate, innate. *Ovary* with about as many cells as sepals, seldom fewer; *styles* equal in number to the cells; *stigmas* capitate. *Capsule* generally pointed with the indurated base of the styles, many-celled; each cell partially divided in two by an imperfect spurious dissepiment, and dehiscing with two valves at the apex. *Seeds* in each cell single, compressed, inverted; *albumen* usually present; *embryo* straight, fleshy, with the radicle pointing towards the hilum; *cotyledons* flat. *Herbaceous* plants, or small *shrubs*. *Leaves* entire, without stipules, usually alternate. *Petals* fugitive.

AFFINITIES. It is remarked by De Candolle, that this order is intermediate, as it were, between Silenaceae, Malvaceae, and Geraniaceae, from all which, however, it is obviously distinguished. Aug. de St. Hilaire considers it a mere section of Geraniaceae. But the want of a gynobasic structure, the strongly imbricated calyx, and the regular flowers, together with the constant presence of a small quantity of albumen in the seeds, rather point out its affinity with the Cistal alliance, and especially with Elatinaceae, of which it is a sort of de-candrous exstipulate form.

GEOGRAPHY. Europe and the north of Africa are the principal stations of this order, which is, however, scattered more or less over most parts of the globe. Several are natives of North and South America, 2 only are found in India, 1 in New Zealand, and none in New Holland; for the *L. angustifolium* mentioned by De Candolle as having been sent him from that country, had probably, as he suggests, been introduced from Europe. It is stated by Hitchardson, that the most northern limit of this order in North America is 54° N. *Ed. P. /.* 12. 209.

PROPERTIES. The tenacity of their fibre, and the mucilage of their diuretic seeds, are striking characters of Linacea, which are also usually remarkable for the beauty of their flowers. The leaves of *L. catharticum* are purgative. *Linum selaginoides* is considered in Peru bitter and aperient. DC.

GENERA.

Linum, L.
Reinwardtia, Dumort.
Radiola, Gmel.

ORDER LXVII. HUGONIACEJE.

HUGONIACEJE, *Arnott Prodr. Fl. Ind. Penins.* 1. 71. (1834).

ESSENTIAL CHARACTER.—*Calyx* without an involucre, persistent, 5-sepaled; *sepals* distinct, acute, unequal; the two exterior lanceolate, densely pubescent on the back; another dimidiate-ovate, the straight side pubescent, the rounded side testaceous and shining; the two inner ones roundish ovate and suddenly pointed, testaceous, and shining except the short pubescent point: aestivation imbricated, quincuncial. *Petals* hypogynous, 5, alternate with the sepals, shortly unguiculate: aestivation twisted. *Stamens* hypogynous, 10, all fertile; *filaments* united at the base into an urceolus, free and filiform above; *anthers* cordate-ovate, erect, 2-celled, opening by two longitudinal clefts. *Torus* slightly elevated, supporting the stamina! urceolus and the ovary. *Ovary* roundish, coriaceous, glabrous,

JS-celled; *ovules* 2 in each cell, pendulous, collateral; *styles* 5, distinct; *stigmas* slightly dilated and lobed. *Fruit* (a *nuculanium*) with a fleshy epicarp, enclosing 5 distinct, bony, 1-seeded carpels; *seeds* pendulous. *Embryo* in the axis of fleshy albumen; *cotyledons* flat, foliaceous; *radicle* short, superior, pointing to the hilum.—*Shrubs*. *Leaves* alternate, or sometimes crowded and opposite near the flowers. *Stipules* 2, subulate. *Peduncles* axillary 1-flowered, often by abortion transformed into circinnate spines. ARNOTT, l. c.

AFFINITIES. The only genus referable here has been placed by De Candolle with doubt in Chlenaceae, to which we cannot agree; that order having the calyx and gynoceum in a ternary, while the corolla and androceum follow the quinary arrangement. Kunth hesitatingly places it in Buttneriaceae and the tribe Dombeyaceae, and there is no doubt that the affinity is very great; it is now separated on account of the imbricate (not valvate) calyx, the ovules pendulous (not erect or ascending), and the radicle superior (not inferior) rather than invalidate the character of the order by its insertion. In many points it agrees with the character (but not with the habit) of Oxalidaceae, forming another link between the group of Malvaceous orders, and Geraniaceae. *Arnott, l. c.*

GENUS.

Hugonia, L.

ORDER LXVIII CHLENACEÆ.

CHLENACEJÆ, *Thouars Hist. Veg. Afr. Austr.* 46. (1806); *DC. Prodr.* 1. 521. (1824).

ESSENTIAL CHARACTER.—*Involucre* 1-2-flowered, persistent, of variable form and texture. *Sepals* 3, small; aestivation imbricated? *Petals* 5 or 6, hypogynous, broader at the base, sometimes cohering there. *Stamens* either very numerous, or sometimes only 10; *filaments* either cohering at the base into a tube, or adhering to the tube of petals; *anthers* roundish, adnate, or loose, 2-celled, *Ovary* single, 3-celled; *style* 1, filiform; *stigma* triple. *Capsule* 3-celled, or 1-celled by abortion. *Seeds* solitary or numerous, attached to the centre, suspended; *embryo* green, central; *albumen* fleshy according to Jussieu, or horny according to Du Petit Thouars; *cotyledons* foliaceous, wavy.—*Trees* or *shrubs*. *Leaves* alternate, with stipules, entire. *Stipules* deciduous. *Flowers* in panicles or racemes. *DC.*

ANOMALIES. *Leptolaena* has definite stamens.

AFFINITIES. The monadelphous stamens and involucre flowers indicate an affinity with Malvaceae. But Jussieu refers the order rather to the vicinity of Ebenaceae, considering it monopetalous, and the seeds albuminous. Very little is, in fact, known of these plants. To me it appears that their imbricated calyx, regular flowers and albumen place them in the Cistal alliance of Calycose Polypetalous Dicotyledons, and in the vicinity of Cistaceae.

GEOGRAPHY. There are only eight certain species, which are all natives of Madagascar.

PROPERTIES. Handsome shrubs, with fine flowers, often red,* but nothing is known of their qualities.

GENERA,

Sarcosena, Pet. Thou. *Schizolsna*, Pet. Thou.
Leptolaena, Pet. Thou. *Rhodotena*, Pet. Thou.

ORDER LXIX. CISTACEÆ. THE ROCK-ROSE TRIBE.

CISTI, *Juss. Gen.* 294. (1789).—CISTOIDEA, *Vent. Tabl.* 3. 219. (1799).—CISTINEJE, DC. *Prodr.* 1.263. (1824); *Lindl. Synops.* 36. (1829).

ESSENTIAL CHARACTER.—*Sepals* 5, continuous with the pedicel, persistent, unequal, the three inner with a twisted aestivation. *Petals* 5, hypogynous, very fugitive, crumpled in aestivation, and twisted in a direction contrary to that of the sepals. *Stamens* indefinite, hypogynous, distinct; *anthers* innate. *Ovary* distinct, 1- or many-celled; *ovules* with the foramen at their apex; *style* single; *stigma* simple. *Fruit* capsular, usually 3- or 5-valved, occasionally 10-valved, either 1-celled with parietal placentas in the axis of the valves, or imperfectly 5- or 10-celled with dissepiments proceeding from the middle of the valves, and touching each other in the centre. *Seeds* indefinite in number. *Embryo* inverted, either spiral or curved in the midst of mealy albumen. *Radicle* remote from the hilum.—*Shrubs* or *herbaceous* plants. *Branches* often viscid. *Leaves* usually entire, opposite or alternate, stipulate or exstipulate. *Racemes* usually unilateral. *Flowers* white, yellow, or red, very fugacious.

AFFINITIES. Distinguished from *Violaceae*, with which they were formerly confounded, by their indefinite stamens and inverted embryo; from *Bixaceae* by this last character, by their mealy albumen, habit, and not having the leaves ever dotted; from *Hypericaceae* by the latter character, and the structure of the fruit; they are akin to *Papaveraceae* by the genus *Dendromecon*. But their true station seems to be in the vicinity of *Linaceae*, *Hugoniaceae*, and *Chlenaceae*, to the first of which they approach by the genus *Lechea*.

GEOGRAPHY. S. Europe and the north of Africa are the countries that *Cistaceae* chiefly inhabit. They are rare in North America, extremely uncommon in South America, and scarcely known in Asia.

PROPERTIES. None, except that the resinous balsamic substance, called *Labdanum*, is obtained from *Cistus creticus* and neighbouring species.

GENERA.

<i>Cistus</i> , Tourn.	<i>Lechea</i> , L.
<i>Helianthemum</i> , Tourn.	<i>Hudsonia</i> , L*

ORDER LXX. REAUMURIACEÆ.

REAUMURIEJB, *Ehrenberg in Ann. des. Sc.* 12. 78. (1827).

ESSENTIAL CHARACTER.—*Calyx* 5-parted, surrounded externally by imbricated bracts. *Petals* 5, hypogynous. *Stamens* definite or indefinite, hypogynous, with or without an hypogynous disk; *anthers* peltate. *Ovary* superior; *styles* several, filiform, or subulate. *Fruit* capsular, with 2 to 5 valves, and as many cells, and a loculicidal dehiscence. *Seeds* definite, villous, erect; *embryo* straight, surrounded by a small quantity of mealy albumen; *radicle* next the hilum.—*Shrubs*. *Leaves* fleshy, scale-like, or small, alternate, without stipules. *Flowers* solitary.

AFFINITIES. *Ehrenberg* suggests (*Ann. des Sc.* 12. 78.) that *Reaumuria* and *Hololachna*, both of which have, according to him, hypogynous stamens, may constitute a little group, to be called *Reaumuriaceae*. To me the order appears more nearly related to *Hypericaceae* than to either *Mesembryaceae* or *Tamaricaceae*. From the former it chiefly differs in its succulent habit, and definite villous seeds, agreeing, in *Reaumuria* at least, even in the obliquity of the veins of the petals, and in the leaves being dotted. From *Mesembryaceae* its hypogynous stamens and seeds distinguish it; from *Tamaricaceae* its plurilocular ovary and distinct styles; from *Nitrariaceae* its erect villous seeds, distinct styles, and hypogynous stamens.

GEOGRAPHY. Natives of the Mediterranean and the milder parts of northern Asia.

PROPERTIES. Saline matter is present in great abundance. *Reaumuria vermiculata* is used at Alexandria as a cure for the itch, being applied bruised externally, and taken internally in the form of a decoction. *Forsk. Fl. <eg. arab. 101.*

GENERA.

Reaumuria, L. *Hololachna*, Ehr.

GROUP V. &pnncarpofae*

ESSENTIAL CHARACTER.—The carpels compactly united into a solyl pistil. *Calyx* not having the sepals in a broken whorl. *Placenta* not parietal. *Ovary* not inferior. *Carpels* not placed obliquely upon a central gynobase ; or if they are, then either in more rows than one or of a larger number than 5.

The characters of this group are negative rather than positive, but the orders collected under it seem generally to have a common and obvious bond of union. The highest alliances in regard to structure are the Malval and Melial, the lowest the Silenal, in which, among Alsinaceae, the force of development seems as it were worn out. The only mistake that is likely to occur is the confounding some gynobasic genera with this group ; but such an error will be avoided if it is remembered that the truly gynobasic orders have never more than 5 carpels; hence *Malva* itself, which in some respects may be looked upon as gynobasic, is divided from the Gynobaseous group by its numerous carpels. *Aurantiaceae* connect this Syncarpous group with the Gynobaseous by *Luvunga*, which is almost a *Xanthoxylum*, and *Lythraceae* join it with the Epigynous through the medium of *Melastomaceae*. There is no polypetalous group in which the tendency to be apetalous is so common as here.

ALLIANCE I. MALVALES.

ESSENTIAL CHARACTER.—^Estivation of the calyx valvatc. *Carpels* 4, or a larger number. *Stamens* generally monadelphous; the calyx long and tubular when that is not the case. *Hairs* mostly starry.

The valvate aestivation of the calyx clearly divides this from all the other alliances except the Rhamnal, and from that the numerous carpels, and far more highly developed corolla often distinguish it neatly.

ORDER LXXI. STERCULIACEiE.

STERCULIACEJE, *Vent. Malm. 2.91. (1799); Endl. Meletem. p. 30. (1832).*—HERMAN-
NiACEE, *Jus**.—BYTTNERIACEJE, *Broum in Flinders, 2. 540. (1814); Kunth. Diss.*
p. 6. (1822); DC.Prodr. 1. 481. (1824); Aug. St. Hit. Fl. Bras. mer. 1. 139.
(1827); a section of Malvaceae.—BOMBACEJB, *Kunth, Diss. Malv. p. 5. (1822);*
DC. Prodr. 1. 475. (1824); A. St. Hilaire Fl. Br. menđ. 1. 257. (1827), a section
o/Malvaceae; Ed. pr. No. 26. (1830).

ESSENTIAL CHARACTER.—*Calyx* either naked or surrounded with an involucre, consist-
ing of 5 sepals, more or less united at the base, with a valvular, or nearly valvular aestiva-

ion, except where the calyx is irregularly ruptured. *Petals* 5, or none, hypogynous, convolute in aestivation, often saccate at the base, and variously lengthened at the apex. *Stamens* definite or indefinite, monadelphous in various ways, some among them being often sterile; *anthers* 2-celled, turned outwards, sometimes anfractuose. *Pistil* consisting of 5, or rarely 3, carpels, either distinct or cohering into a single ovary, often seated upon a columnar gynophore. *Styles* equal in number to the carpels distinct or united; *ovules* erect if definite; sometimes indefinite. *Fruit* capsular, with 3 or 5 cells. *Seeds* with a strophiolate apex, often winged, sometimes woolly; *albumen* oily or fleshy, rarely wanting; *embryo* straight, with an inferior radicle; *cotyledons* either foliaceous, flat, and plaited, or rolled round the plumule, or else very thick, but this only in the seeds without albumen.—*Trees* or *shrubs*. *Pubescence* often stellate. *Leaves* alternate, simple, often toothed, with stipules. *Inflorescence* variable.

ANOMALIES. The carpella of *Sterculia* and *Erythropsis* are distinct, and their flowers have no petals. True *Buttneriacex* have five abortive stamens. *Waltheria* has but one carpel, four being abortive. *Cheirostema* is apetalous.

AFFINITIES. It appears that we have two different assemblages of plants in the old *Malvaceae* of authors, whereof a part have 2 celled anthers, and the remainder 1-celled ones. The former circumstance limits the order *Sterculiaceae*, which comprehends several remarkable sets that might, if there were any difference in their sensible properties, be separated into so many distinct orders. Of these *HELICTERIE* have an irregular calyx and corolla; *STERCULIEJE* no petals, and definite stamens placed at the end of a long column; *BOMBACEAE* a calyx with a ruptile dehiscence, usually woolly seeds, and the cells of the anthers anfractuose; *DOMBEYAE*, a part of the stamens sterile, and flat well formed petals; *BYTTNERIEJE*, a part of the stamens sterile, and small petals bagged at the base; *LASIOPETALEJE*, a petaloid calyx, and rudimentary petals or O; and *HERMANNIEAE*, spirally twisted petals with only 5 stamens, and those opposite the petals. The monadelphous stamens of *Sterculiaceae* distinguish that order from *Tiliaceae* and *Dipferaceae*. Their valvate calyx is the great mark of combination which unites them with these last-mentioned orders. The fruit of *Sterculia* often exhibits beautiful illustrations of the real nature of that form of fruit which botanists call the follicle, and helps to demonstrate that it, and hence all simple carpels, are formed of leaves, the sides of which are inflexed, and the margins dilated into placentae, bearing ovules. In *Firmiana platanifolia*, in particular, the follicles burst and acquire the form of coriaceous leaves, bearing the seeds upon their margin. But, notwithstanding this peculiarity of the distinct carpels, on account of which *Sterculia* would, as the type of an order, be referable to another group, it is impossible to doubt that *Reevesia*, a remarkable Chinese plant, having the habit and peculiar confirmation of anthers found in *Sterculia*, along with the petals and fruit of *Pterospermum*, completely identifies the genus with the polypetalous syncarpous group.

GEOGRAPHY. India, New Holland, the Cape of Good Hope, and South America, with the West Indies, are the chief countries inhabited by this order, taken collectively; but its various sections are each characterised by peculiarities of geographical distribution. Thus:—

Sterculia are principally found in India and equinoctial Africa; 5 or 6 only have been discovered in Mexico and South America.

Dombeyce are all African, East Indian, or South American.

Of *Hermannia* two-thirds are found exclusively at the Cape of Good Hope; the remainder are chiefly West Indian and South American; about one-tenth are natives of the East Indies, and two or three are found in the South Seas.

The *Byttneria* are principally natives* of South America and the West Indies; about one-seventh is found in the East Indies, a similar number in New Holland, and a single species, *Glossostemon Bruguicri*, in Persia.

Lasiopetalee are exclusively from New Holland.

PROPERTIES. These, like the orders most nearly related to them, are chiefly remarkable for the abundance of mucilage they contain. The seeds of *Sterculia acuminata* afford the Kola spoken of by African travellers, which, when chewed or sucked, renders the flavour of water, even if half putrid, agreeable. The seeds of the Chichà, *Sterculia Chicha*, are eaten as nuts by the Brazilians. *PL Usuelles*, 46. The Gum Tragacanth of Sierra Leone is produced by a species of *Sterculia* (*St. Tragacantha* Mihi). *Sterculia urens* of Coromandel yields a gum which is exceeding like Tragacanth, and has been imported as such into England. *Royle*. The pod of *Sterculia foetida* is, according to Horsfield, employed in gonorrhoea in Java. The leaves are considered repellant and aperient. A decoction of the fruit is mucilaginous and astringent. *Ainslie*, 2.119. The bark of a species of *Sterculia* is employed in the Moluccas as an emmenagogue; and the seeds of all that genus are filled with an oil, which may be expressed and used for lamps. There is a slight acidity in the seeds of *Sterculia*. The *Waltheria Douradinha* is used in Brazil as a remedy for venereal disorders, for which its very mucilaginous nature renders it proper. *PL Usuelles*, 36. The fruit of *Guazuma ulmifolia* is filled with a sweet and agreeable mucilage, which the Brazilians suck with much pleasure. In Martinique the young bark is used to clarify sugar, for which the copious mucilage it yields when macerated qualifies it. In the same island the infusion of the old bark is esteemed as a sudorific, and useful in cutaneous diseases. *Ibid.* 47. The bark of *Kydia calycina* is applied in India to the same purpose. *Royle*. The buttery, slightly bitter substance, called *Cocoa*, is obtained from the seeds of *Theobroma Cacao*, and from this Chocolate is prepared. The fibrous tissue of the bark of many species is so tough as to be well adapted for manufacturing into cordage; this is more especially the case with *Sterculia guttata*, *Microlaena spectabilis*, and *Abroma augustum*. *Royle*. *Bombax pentandrum*, the Cotton Tree of India, yields a gum, which is given in conjunction with spices in certain stages of bowel complaints. *Ainslie*, 2. 97. The largest tree in the world is the *Adansonia*, or Baobab Tree, the trunk of which has been found with a diameter of 30 feet; but its height is not in proportion. "It is emollient and mucilaginous in all its parts. The leaves dried and reduced to powder constitute *Lalo*, a favourite article with the Africans, which they mix daily with their food, for the purpose of diminishing the excessive perspiration to which they are subject in those climates; and even Europeans find it serviceable in cases of diarrhoea, fevers, and other maladies. The fruit is, perhaps, the most useful part of the tree. Its pulp is slightly acid and agreeable; and frequently eaten; while the juice is expressed from it, mixed with sugar, and constitutes a drink, which is valued as a specific in putrid and pestilential fevers." *Hooker Bot. Mag.* 2792. The dried pulp is mixed with water, and administered, in Egypt, in dysentery. It is chiefly composed of gum, like Gum Senegal, a sugary matter, starch, and an acid which appears to be the malic. *Delile, Cent.* 12. The fruit of the Durian is considered one of the most delicious productions of nature; it is remarkably foetid, and therefore disagreeable to those who are unaccustomed to it, but it universally becomes in the end a favourite article of the dessert. It is found in the islands of the Indian Archipelago, where it is cultivated extensively; see *Hort. Trans.* 5. 106. The seeds of many of the species are enveloped in long hairs, like those of the true Cotton: it is found, however, that they cannot be manufactured, in consequence of no adhesion existing between the hairs. The woolly coat of the seeds of the *Arvore de Paina* (*Chorisia speciosa*), and several species of *Eriodendron* and *Bombax*, is employed in different countries for stuffing cushions, and for similar domestic purposes. *PL Us.* 63. *Helicteres Sacarolha*, called by the latter name only in Brazil, is used against vene-

real disorders: a decoction of the root is administered. It is supposed that its effects depend upon its mucilaginous properties. *Ibid.* 64.

GENERA.

§ LHELICTBREA, Endl.,	Trichosiphum, Endl.	Brotera, Cav.	Pentaglottis, Wall.
Quararibea, Aubl.	Brachychiton, Endl.	Melhania, Forsk.	Prosthesis, Bl.
Myrodia, Sw.	§ 3. BOMBACEJE, Endl.	Trochetia, DC.	Visenia, Bl.
Matisia, Humb.	Cheirostemon, Humb.	Pterospermum, Schrb.	Maranthes, Bl.
Methorium, Endl.	Ochroma, Swz.	<i>Velaya</i> , Adans.	§ 6. LASIOPETALEA,
Helicteres, L.	Durio, L.	Astrapaea, Lindl.	Gay, Mlm. Mus.
Isora, Endl.	Erione, Endl.	Kydia, Roxb.	7. 431 (1821).
Alicteres, Neck.	Chorisia, Kth.	? Vantanea, Aubl.	Seringia, Gay.
Orthothecium, Endl.	Campylanthera, Endl.	<i>Lemniscia</i> , Schreb.	<i>Gaya</i> , Sprang.
Ungeria, Endl.	Eriodendron, DC.	Eriolsna, DC.	Lasiopetalum, Sm.
Reevesia, Lindl.	Gossampinus, Hamilt.	Microchlaena, Wall.	Guichenotia, Gay.
§ 2. STERCULIEJE, Endl.	Salmalia, Endl.	<i>fVallichia</i> , DC.	Thomasia, Gay.
Pterygota, Endl.	Eriotheca, Endl.	<i>Jackia</i> , Spr.	Keraudrenia, Gay.
Heritiera, Ait.	Bombax, L.	Goethea, Nees.	§ 7. HERMANNIES, Jus.
<i>Balanopteris</i> , Gaertn.	Bombycospermum,	§ 5. BYTTNERIEJE, DC.	Melochia, L.
Triphaca, Lour.	Presl.	Theobroma, L.	Riedlea, Vent.
Sterculia, L.	Carolinea, L.	<i>Cacao</i> , Tourn.	<i>Visena</i> , Hoult.
Chichea, Presl.	Adansonia, L.	Abroma, L.	<i>Mougeotia</i> , Kth.
Biasoletia, Presl.	Ophelus, Lour.	Guazuma, Plum.	Glossospermum, Wall.
Southwellia, Salisb.	Montezuma, Moc. et S.	<i>Bubrama</i> , Schreb.	Physodium, Presl.
P(Bcilodermis, Endl.	Pourretia, W.	Glossostemon, Desf.	Waltheria, L.
Cola, Endl.	§ 4. DOMBEYB, DC.	Commersonia, Fdrst.	Altheria, Thouars.
Cavallium, Endl.	WALLICHIH; E, DC.	Büttneria, Lcefl.	Hermannia, L.
Hildegardia, Endl.	Ruizia, Cav.	<i>Rulingia</i> , R. Br.	<i>Lophanthus</i> , Forst.
Scaphium, Endl.	Pentapetes, L.	Ayenia, L.	Mahernia, L.
Firmiana, Marsigl.	Assonia, Cav.	Kleinhovia, L.	Jurgensia, Spr.
Erythropsis, Lindl.	Dombeya, Cav.	Actmophora, Wall.	<i>Medusa</i> , Lour.

ORDER LXXII. MALVACEAE. THE MALLOW TRIBE.

MALVACEAE, JUSS. *Gen.* 271. (1789) *in part.*; *Brown in Voy. to Congo*, p. 8. (181ft) ; *Kunth. Diss.* p. 1. (1822); *DC. Prodr.* 1. 429. (1824); *Lindl. Synops.* p. 40. (1829).—MALVACEAE, § Malveae, *Aug. St. Hil. FL Bras. mer.* 1. 173. (1827).

ESSENTIAL CHARACTER.—*Sepals* 5, very seldom 3 or 4, more or less united at the base, with a valvate aestivation, often bearing external bracts forming an involucre. *Petals* of the same number as the sepals, hypogynous, with a twisted estivation, either distinct or adhering to the tube of the stamens. *Stamens* usually indefinite, sometimes of the same number as the petals, hypogynous; *filaments* monadelphous; *anthers* 1-celled, reniform, bursting transversely. *Ovary* formed by the union of several carpels round a common axis, either distinct or coherent; *styles* the same number as the carpels, either united or distinct; *stigmas* variable. *Fruit* either capsular or baccate, its carpels being either monospermous or polyspermous, sometimes united in one, sometimes separate or separable; dehiscence either loculicidal or septicidal. *Seeds* sometimes hairy; *albumen* none, or in small quantity; *embryo* curved, with twisted and doubled *cotyledons*.—*Herbaceous plants, trees, or shrubs.* *Leaves* alternate, more or less divided, stipulate. *Hairs* stellate. *Peduncles* usually axillary.

ANOMALIES. In Malope the carpels are numerous, and distinct, not arranged in a single row, as in the rest of the order.

AFFINITIES. The relation of Malvaceae with Sterculiaceae, Tiliaceae, and Elikocarpaceae, is clearly indicated by their general accordance in structure, and especially by the valvate aestivation of their calyx. With other orders they also agree in numerous points; as, with Ranunculaceae in the indefinite stamens

and distinct aggregate carpels of Malope; with Ternstroömiaceae in their monadelphous stamens; with Chlenaceae in the presence of an involucre below the flower, and monadelphous stamens; with Linaceae in their mucilaginous properties, definite seeds, many-celled fruit, and unguiculate petals; and through the medium of this last order with Silenaceae.

GEOGRAPHY. These plants are found in great abundance in the tropics, plentifully in the hotter parts of temperate regions, but gradually diminishing to the north. Thus in Sicily they form [^] of the flowering plants (Pres.), in France 7[^]5 (Humboldt), in Sweden -J-J (Wahl), in Lapland unknown, in the temperate parts of North America -j-S[^], in the equinoctial parts of the same continent -fr; or, taking into account only the vegetation of the valleys, they, according to Humboldt, form 5⁵ of the flowering plants in the tropics, [^]J[^] in the temperate zone, and are not found in the frigid zone. But these calculations no doubt include Sterculiaceae.

PROPERTIES. The uniform character is to abound in mucilage, and to be totally destitute of all unwholesome qualities. The use to which Mallows and Marsh-mallows are applied in Europe is well known. Similar properties are possessed by extra-European species". *Sida cordifolia* mixed with rice is used to alleviate the bloody flux. Emollient fomentations are prepared from *Sida mauritiana* by the Hindoo doctors. *Ainslie*, 1. 205. The flowers of *Bençao de Deos*, *Abutilon esculentum*, are used in Brazil as a boiled vegetable. *PL Usuelles*, 51. A decoction of *Sphaeralcea Cisplatina* is administered in the same country in inflammations of the bowels, and is generally employed for the same purposes as the Marsh-mallow in Europe. *Ib.* 52. *Pavonia diuretica* is prescribed in Brazil as a diuretic; it is supposed to act rather as an emollient. *Ibid.* 53. The wood is always very light, and of little value. Rocket-sticks are obtained from the light straight stems of *Sida micrantha*. *Ibid.* 49. The chewed leaves of another species, *S. carpinifolia*, are applied in Brazil to the punctures of wasps. *Ib.* 50. The bark is often so tenacious as to be manufactured into cordage. *Malva crispa* was found by Cavanilles to be fit for this purpose; and several species of *Hibiscus* are employed in like manner in tropical countries. From the fibres of the bark of *Hibiscus arboreus* the whips are manufactured with which the negro slaves are lashed in the West India Islands. The plant is called *Mohoe* or *Mohaut*. *Hamilt. Prodr.* 49. *Sida abutila* is said to be cultivated in China, as we know *Hibiscus cannabinus*, or *Sun*, is in India, as a substitute for hemp. Various other species are named as furnishing serviceable fibres. *Royle*, p. 84. The petals of some are astringent; this property exists in *Malva Alcea* (DC.) and in *Hibiscus Rosa sinensis*, of which the Chinese make use to blacken their eyebrows and the leather of their shoes. *Ib.* The leaves of *Althaea rosea* are said to yield a blue colouring matter not inferior to indigo. *Ed. P. J.* 14. 376. A decoction of the root and stem of *Urena lobata* is employed in Brazil as a remedy in windy colic; the flowers are used as an expectorant in dry and inveterate coughs. The bark furnishes good cordage. *PI. Us.* 56. A few species, such as *Hibiscus Sabdariffa* and *suratensis*, &c, are slightly acid. The unripe fruit of the *Ochro*, *Gombo*, *Gobbo*, or *Hibiscus esculentus*, is a favourite ingredient in soups, which are thickened by the mucilaginous quality of this plant. *Hibiscus longifolius* or *Ramturai*, is applied in the same way in India. *Royle*. The musky seeds of *Abelmoschus moschatus* are considered cordial and stomachic, and by the Arabians are mixed with coffee. *Ainslie*, 2. 73. The root of *Sida lanceolata* is intensely bitter, and is considered a valuable stomachic. *Ainslie*, 2. 179. It has been supposed that the root of *Althaea officinalis* contains a peculiar alkaline principle called *Althein*; but it has since been stated by Plisson that it does not exist; what was taken for it having been Asparagin. *Brewster*, 6. 369. The Cotton of commerce is the hairy covering of the seeds

of several species of *Gossypium*. For an excellent account of this plant, see *Royle's Illustr.* p. 84.

GENERA.

Malope, L.	Sida, L.	Pavonia, Cav.	Thespesia, Corr.
Palavia, Cav.	<i>Malvinda</i> , Med.	<i>Malaria</i> , Trow.	<i>Malviscus</i> , Gacrtn.
Kitaibelia, W.	Napaea, L.	Periptera, DC.	Gossypium, L.
Malva, L.	Gay a, Kth.	Achania, Sw.	Redoutea, Venten.
Sphaeralcea, A. S. H.	Bastardia, Kth.	<i>Malviscus</i> , DC.	Cienfuegosia, Cav.
<i>Modiola</i> , Mnch.	Abutilon, Mnch.	Lebretonia, Schrank.	<i>Fugo&ia</i> , Juss.
Althaea, L.	Nuttallia, Dick.	Lopimia, Mart.	<i>Cienfuegia</i> , Willd.
<i>Alea a</i> , L.	<i>Callirhoe</i> , Nutt.	Hibiscus, L.	Senra, Cav.
Lavatera, L.	Lagunea, Cav.	<i>Trionum</i> ., Med.	<i>Senraa</i> , Willd.
<i>Stegia</i> , Lam.	<i>Solandra</i> , Murr.	Kosteletskya, Presl.	<i>Serrcea</i> , Spreng.
<i>Olbiv</i> , Med.	<i>Triguera</i> , Cav.	Abelmoschus, Med.	—————
<i>Anthema</i> , Med.	Lagunaria, Endl.	<i>Bamia</i> , R. Br.	Ingenhousia, Moc. et
Malachra, L.	Cristaria, Cav.	Decaschistia, W. et A.	Sesse.
Urena, L.	Anoda, Cav.	Paritium, A. St. H.	? Lexarza Llave.
Wissadula, Medik.			

ORDER LXXIII. ELJEOCARPACEJS.

EUEOCARPE/E, *Juss. Ann. Mus.* 11. 223. (1808); *DC. Prodr.* 1. 519. (1824); *Arnott, Prodr. Penins. Ind.* 1. 81. (1834).

ESSENTIAL CHARACTER.—*Sepals* 4 or 5, with a valvular estivation, and no involucre. *Petals* 4 or 5, hypogynous, lobed or fringed at the point, very rarely perigynous, or 0. *Disk* glandular, somewhat projecting. *Stamens* hypogynous or rarely perigynous, some multiple of the sepals (8-80); *filaments* short) distinct; *anthers* long, filiform, 4-cornered, 2-celled, the cells opening by an oblong pore at the apex. *Ovary* two or many-celled; *style* 1, very rarely 4. *Fruit* variable, either indehiscent, dry, or drupaceous, or dehiscent; sometimes by abortion 1-celled. *Seeds* 1, 2, or more in each cell; *albumen* fleshy; *embryo* erect, with flat, leafy *cotyledons* (inverted; *radicle* superior, *Arnott*). *Trees* or *shrubs*. *Leaves* alternate, entire or serrated, simple, with deciduous *stipules*. *Flowers* racemose.

ANOMALIES. *Crinodendron* is apetalous.

AFFINITIES. This order differs from *Tiliaceae* only in the fringed petals, and anthers opening by two pores at the apex. *DC.* Kunth combines the two. *Diss. Malv.* p. 16.

GEOGRAPHY. Of the described species, 10 are found in the East Indies, 4 in South America, 2 in New Holland, and 2 in New Zealand; several more, however, exist in India.

PROPERTIES. Handsome trees or shrubs, with showy flowers. The furrowed, sculptured, bony fruit of the *Ebeocarpi*, being freed from its pulp, forms handsome necklaces, which are not uncommonly set in gold, and sold in the shops. The *naiaejulpai* or olive is applied to the fruit of some species of *Elaeocarpus*, which is eaten; while that of others is dried and used in the curries of the natives of India, and is also pickled. *Royle*, p. 104. *Roxburgh* did not succeed in extracting any oil from the fruit. *Id.*

GENERA.

Elaeocarpus, L.	Ganitrus, Gaertn.	Vallea, Mutis.	Acronodia, Bl.
<i>Aceratium</i> , DC.	Dicera, Forst.	<i>Tricuspidaria</i> , R. et P.	<i>Acrozus</i> , Spreng.
<i>Adenodus</i> , Lour.	Friesia, DC.	<i>Tricuspis</i> , Pers.	Monocera, Jack.
			<i>Crinodendron</i> , Mol.

ORDER LXXIV. DIPTERACEJE. THE CAMPHOR-TREE TRIBE.

DIPTEROCARPEJS, *Blume Bijdr.* p. 222. (1825); *Fl. Java* (1829); *Wight and Ami**, *Prodr. Fl. Ind. Penins.* 1. 83. (1834).

ESSENTIAL CHARACTER.—*Calyx* tubular, 5-lobed, unequal, persistent, and afterwards enlarged, naked at the base; aestivation imbricated. *Petals* hypogynous, sessile, often combined at the base; aestivation contorted. *Stamens* indefinite, hypogynous, distinct, or slightly and irregularly polyadelphous; *anthers* innate, subulate, opening longitudinally towards the apex; *filaments* dilated at the base. *Ovary* superior, without a disk, few-celled; *ovules* in pairs, pendulous; *style* single; *stigma* simple. *Fruit* coriaceous, 1-celled by abortion, 3-valved or indehiscent, surrounded by the calyx, having tough leafy enlarged permanent divisions which crown the fruit. *Seed* single, without albumen; *cotyledons*, twisted and crumpled, or unequal and obliquely incumbent; *radicle* superior.—Elegant trees, abounding in resinous juice. *Leaves* alternate, involute in vernation, with veins running out from the midrib to the margin; *stipules* deciduous, oblong, convolute, terminating the branches with a taper point. *Peduncles* terminal, or almost so, in racemes or panicles; *flowers* usually large.

AFFINITIES. Very near Elaeocarpaceae, but also allied to Malvaceae in the contorted aestivation of the corolla, and the crumpled cotyledons: the order differs from the latter in having the stamens either distinct or partially combined, long narrow 2-celled anthers, and pendulous ovules; and from the former in the petals not being fringed, and in want of albumen. The resinous juice, compound superior ovary, drupaceous fruit, numerous long anthers, irregular coloured calyx, and single exalbuminous seed, ally it, as Blume remarks, to Guttiferae, from which the stipules and the aestivation of the corolla abundantly distinguish it. The enlarged foliaceous unequal segments of the calyx, while investing the fruit, point out this family at once.

GEOGRAPHY. Only found in India, and especially in the eastern islands of the Indian Archipelago, where, according to Blume, they form the largest trees of the forest. *Shorea robusta* limits the northern distribution of the order, being found all along the foot of the Himalaya.

PROPERTIES. Here belongs the famous Camphor tree of Sumatra, *Dryobalanops Camphora*, which is no doubt a species of *Dipterocarpus*. The camphor is found in a concrete state in the cavities and fissures in the heart of the tree. It is less volatile than the common camphor of commerce. *Ed. P. J.* 6. 400. See remarks upon this tree in Blume's *Flora Java*. It also yields the camphor-oil of Borneo and Sumatra; the latter is supposed to be camphor in a partially formed state. *Shorea robusta* yields a balsamic resin used in the temples of India under the name of *rai* or *dhoona*: *Sal*, the best and most extensively used timber in India, is produced by this tree. *Royle*. *Vateria indica* produces the resin called in India *copal* (in England known by the name of *Gum animi*), as very nearly approaching the true resin of that name. In its recent and fluid state it is used as a varnish (called Piney varnish) in the south of India (*Buchanan's Mysore*, II. 476), and dissolved by heat, in closed vessels, is employed for the same purpose in other parts of India. *As. res.* XII. 539. *Royle*, 107. It is extremely tenacious and solid, but melts at a temperature of 97 J Fahr. *Brewster*, 4. 186. Other kinds of resin are furnished by other species; as, by *Shorea robusta* and *Tumbugaia*, the *dhoona* or *dammer* pitch, generally used in India for marine purposes, and as incense; by various species of *Dipterocarpus*, the balsam called by the natives of India *gurjun*, by the Cinghalese *dhoonatil*, and by the English *wood-oil*. *As. res.* I. c.

GENERA.

Lophira, Afz.
Hopea, Wall.
Shorea, Wall.

Dipterocarpus, Gaertn.
Caryolobis, Gaertn.
Dryobalanops, G<Ertn.
Pterigiu n, Gtertn.

Vateria, L.

ORDER LXXV. TILIACEÆ. THE LINDEN TRIBE.

TILIACEÆ, *Juss. Gen.* 290. (1789) *in part.*; *Kunth. Malv. Diss.* p. 14. (1822); *DC. Prodr.* 1. 503. (1824); *Lindl. Coll.* p. 54. (1829).

ESSENTIAL CHARACTER.—*Sepals* 4 or 5, with a valvular estivation, usually with no involucre. *Petals* 4 or 5, entire, usually with a little pit at their base; very seldom wanting; most commonly the size of the sepals. *Stamens* generally indefinite, hypogynous, distinct; *anthers* 2-celled, dehiscing longitudinally; in *Sparmannia* the outer stamens are barren. *Disk* formed of glands, equal in number to the petals, at the base of which they are placed, adhering to the stalk of the ovary. *Ovary* single, composed of from 4 to 10 carpels; *style* one; *stigmas* as many as the carpels. *Fruit* dry, of several cells. *Seeds* numerous; *embryo* erect in the axis of fleshy *albumen*, with flat foliaceous *cotyledons*.—*Trees* or *shrubs*, very seldom *herbaceous* plants. *Leaves* simple, stipulate, toothed, alternate. *Flowers* axillary.

ANOMALIES. Petals sometimes absent. *Diplofractum* is remarkable for having an extremely anomalous fruit, with several spurious cells, and with the placentæ apparently in the circumference instead of the axis. *Apeiba* has sometimes as many as 24 cells in the fruit. *Brown* notices the existence of an African genus of this order (*Christiania*, DC), remarkable in having a calyx of 3 lobes, while its corolla consists of 5 petals; the fruit composed of 5 single-seeded capsules, connected only at the base. *Cong.* 428.

AFFINITIES. These resemble *Sterculiaceæ*, *Malvaceæ*, and the orders allied to them, in most respects, and especially in the valvate aestivation of their calyx. They are known by their glandular disk and distinct stamens, with 2-celled anthers.

GEOGRAPHY. The principal part of the order is found within the tropics all over the world, forming mean weed-like plants, or shrubs, or trees, with handsome, usually white or pink, flowers. A small number is peculiar to the northern parts of either hemisphere, where they form timber-trees.

PROPERTIES. They have all a mucilaginous, wholesome juice. The leaves of *Corchorus olitorius* are used in Egypt as a pot-herb. The berries of some of them are succulent and eatable. The species are more remarkable for the toughness of the fibres of their inner bark, which are used for various economical purposes. Fishing lines and nets, rice bags or *gunny*, and a coarse kind of linen called *tat*, are made in India of *Corchorus capsularis*; and the Russian mats of commerce are manufactured from the *Tilia*. The bark of *Luhea paniculata* is used in Brazil for tanning leather. The wood of *Luhea divaricata*, which is white and light, but very close grained, makes good musket-stocks, and wooden soles for shoes. The Brazilians call all such *Agoita cavallos*, because the sticks they use for driving their cattle are obtained from them. *PL Us.* 66. The flowers of *Tilia*, separated from the bracts, are used in infusion, according to *Host (Fl. Austr.* 2. 63), with much success in vertigo and spasms; they promote perspiration and alleviate coughs. But if the bracts and fruits are mixed with the flowers, the infusion then becomes astringent, and confines the bowels. Some species of *Grewia*, as *G. sapida*, *asiatica*, &c. yield pleasant acid berries much used in the manufacture of sherbet. The wood of *Grewia elastica*, called *dhamnoo*, affords timber highly valued for its strength and elasticity, and, therefore, much used for bows, the shafts of carriages, &c. *Royle*. The excellent light timber called *Trincomalee wood*, employed in the construction of the excellent *Massoola* "boats of Madras, is furnished by *Berrya Ammonilla*. *Id.*

GENERA.

<i>Sparmannia</i> , Th.	<i>Antichorus</i> , L.	<i>Triumfetta</i> , L.	<i>Grewia</i> , L.
<i>Heliocarpus</i> , L.	<i>Carrichtera</i> , Scop.	<i>Bartramia</i> , Gaertn.	<i>Microcos</i> , L.
<i>Montia</i> , Houtt.	<i>Corchorus</i> , L.	<i>Porpa</i> , Blume.	<i>Malloccoca</i> , Forst.
<i>Entelea</i> , R. Br.	<i>Honkenya</i> , W.		<i>Chadara</i> , Forsk.

Columbia, Pers.	Apeiba, Aubl.	Luhea, Willd.	Hasseltia, H. B. K.
Colona, Cav.	Aubletia, Schreb.	Berrya, Roxb.	Vatica, L.
Tilia, L.	Oxytandrum, Neck.	Brownlowia, Roxb.	Xeropetalum, Del.
Diplophractum, Desf.	Muntingia, L.	Vincentia, Hook.	Espera, Willd.
Sloanea, L.	Christiania, DC.	Trilix, L.	
Neesia, Bl.	Alegria, Mo9. et Sess.	Ablanaca, Aubl.	Mollia, Mart.
Esenbeckia, Bl.		Trichocarpus, Schrb.	Schlechtendahlia, Syr.

ORDER LXXVI. LYTHRACEÆ. THE LOOSESTRIFE TRIBE.

SALICARUE, *JUSS. Gen.* 330. (1789); *Lindl. Synops.* 71. (1829); *Aug. de St. E. Ann. Sc. Nat.* 2. ser. 1. p. 1. and 333. (1834).—CALYCANTHEMJE, *Vent. Tabl.* 3. 298. (1799).—SALICARINJE, *Link Enum.* 1. 142. (1821).—LYTHRARIJE, *JUSS. Diet. Sc. Nat.* 27. 453. (1823); *DC. Prodr.* 3. 75. (1828).

ESSENTIAL CHARACTER.—*Calyx* monosepalous, the lobes with a valvate or separate aestivation, their sinuses sometimes lengthened into other lobes. *Petals* inserted between the lobes of the calyx, very deciduous, sometimes wanting. *Stamens* inserted into the tube of the calyx below the petals, to which they are sometimes equal in number; sometimes they are twice, or even thrice, and occasionally four times as numerous; *anthers* adnate, 2-celled, opening longitudinally. *Ovary* superior, 2- or 4-celled; *style* filiform; *stigma* usually capitate. *Capsule* membranous, covered by the calyx, usually 1-celled, dehiscing either longitudinally or in an irregular manner. *Seeds* numerous, small, without albumen, adhering to a central placenta; *embryo* straight; *radicle* turned towards the hilum; *cotyledons* flat and leafy.—*Herbs*, rarely *shrubs*. *Branches* frequently 4-cornered. *Leaves* opposite, seldom alternate, entire, without either stipules or glands. *Flowers* axillary, or in terminal spikes or racemes, in consequence of the depauperation of the upper leaves.

ANOMALES. Occasionally apetalous.

AFFINITIES. In many respects this order resembles Onagraceæ, from which the superior ovary and many-ribbed calyx distinguish it; also Melastomaceæ, from which the superior ovary, the veining of the leaves, and the aestivation of the stamens divide it. With Labiatae it has often a resemblance in habit, but this goes no further. Malvaceæ, however, appear to be the plants to which Lythraceæ the most nearly approach, as is indicated by Lagerströmia and Hibiscus, as well as by Lythrum itself, and Napaea. Their strictly perigynous stamens place them in a widely different affinity according to the French school. Their resemblance to Celastraceæ is completely established by the genus Adenaria.

GEOGRAPHY. The Lagerströmiæ are all Indian or South American. The true Lythraceæ are European, North American, and natives of the tropics of both hemispheres. Lythrum Salicaria, a common European plant, is singular for being found in New Holland, and for also being the only species of that order yet described from that country.

PROPERTIES. Astringency is a property of the Lythrum Salicaria, which is reputed to have been found useful in inveterate diarrhoeas: another species of the same genus is accounted in Mexico astringent and vulnerary. The flowers of Grisea tomentosa, (Lythrum ? Hunteri,) are employed in India, mixed with Morinda, for dyeing, under the name of *Dhaee*. *Hunter, As. Res.* 4. 42. Nesaea salicifolia, a plant remarkable, in an order with red or purple flowers, for its yellow corolla, is said to excite violently perspiration and the urinary secretion. The Mexicans consider it a potent remedy for venereal diseases, and call it *Hanchinol*. *DC.* Lawsonia inermis is the plant from which the *Henné* of Egypt is obtained. Women in that country stain their fingers and feet of an orange colour with it. It is also used for dyeing skins and maroquins reddish yellow, and for runny ether purposes. It contains no

tannin. *Ed. P. J.* 12. 416. The leaves of *Ammannia vesicatoria* have a strong muriatic smell; they are extremely acrid, and are used by the native practitioners of India to raise blisters, in rheumatism, &c.: bruised and applied to the part intended to be blistered, they perform their office in half an hour, and most effectually. *Ainslie*, 2. 93.

GENERA.

§ 1. SALICARIEE, DC.	Lythrum, L.	Pemphis, Forst.	Adenaria, H. B. K.
	<i>Rotala</i> , L.	<i>Salicaria</i> , To urn.	<i>Diplusodon</i> , Pohl.
	<i>Symmetria</i> , Bl.	<i>Pythagorea</i> , Rafin.	<i>Friedlandia</i> , Cham.
	<i>Cryptotheca</i> , Blume.	Anisotes (13).	<i>Nesaea</i> , Commers.
	<i>Sutfrenia</i> , Bell.	<i>Pleurophora</i> , Don.	<i>Heimia</i> , Link.
	<i>Ameletia</i> , DC.	<i>Cuphea</i> , Jacq.	<i>Decodon</i> , Gmel.
	<i>Peplis</i> , L.	<i>Melanium</i> , P. Br.	<i>Crenea</i> , Aubl.
	<i>Chabrata</i> , Adans.	<i>Parsonia</i> , P.	<i>Lawsonia</i> , L.
	<i>Ammannia</i> , L.	<i>Balsamona</i> , Vand.	<i>Antherylium</i> , Rohr.
	<i>Cornelia</i> , Ard.	<i>Acisanthera</i> , P. Br.	<i>Dodecas</i> , L.
		<i>Fatioa</i> , DC.	<i>Ginoria</i> , Jacq.
			<i>Adenaria</i> , H. B. K.
			<i>Grislea</i> , Laefl.
			<i>Woodfordia</i> , Salisb.
			§ 2. LAGERSTRCEMIEE,
			DC.
			<i>Lagerstroemia</i> , L.
			<i>Minchhausia</i> , L.
			<i>Adambea</i> , Lam.
			<i>Duabanga</i> , Hamilt.
			<i>Laföensia</i> , Vand.
			<i>Calypectus</i> , R. et P.
			<i>Physocalymna</i> , Pohl.

ALLIANCE II. MELIALES.

ESSENTIAL CHARACTER.—*Mstivation* of calyx imbricated. *Carpels* four or a larger number. *Stamens* very generally monadelphous in a kind of cup. Seldom or never hairy.

While the last alliance contains plants universally mucilaginous, with the exception of the astringent Lythraceae; this comprehends genera which are mostly more or less aromatic or bitter. The number of carpels being usually at least four, and often seven distinguishes the alliance with almost certainty from Euphorbiales.

ORDER LXXVII. MELIACE.E. THE BEAD-TREE TRIBE.

MKLLC, *JUSS. Gen.* 263. (1789); *Mém. Mus.* 3. 436. (1817); *DC. Prod.* 1. 619. (1824); *A dr. de Juss. Mmoire* (1830).

ESSENTIAL CHARACTER.—*Sepals* 3, 4, or 5, more or less united. *Petals* the same number, hypogynous, conniving at the base, or even cohering, usually having a valvate aestivation. *Stamens* twice as many as the petals; *filaments* cohering in a long tube; *anthers* sessile within the orifice of the tube. *Disk* frequently highly developed, surrounding the ovary like a cup. *Ovary* single, with the same number of cells as petals, or fewer (3-2) very seldom many more (10-12) cells; *style*) ; *stigmas* distinct or combined ; *ovules* 1 or 2 in each cell, very rarely 4. *Fruit* berried, drupaceous or capsular, often, in consequence of abortion, 1-celled, the valves, if present, having the dissepiments in their middle. *Seeds* without albumen, not winged, with or without an aril; *albumen* fleshy, (*Melieaf*) usually absent (*Trichiliee*J.—*Trees* or *shrubs*. *Leaves* alternate, without *stipules*, simple or compound.

AFFINITIES. This order was ill understood until it was investigated by Adrien de Jussieu, from whose memoir I borrow the principal part of what follows. It is, no doubt, related to Aurantiaceae, notwithstanding that *Canella*, which was considered a case of transition, is removed from it. The inflorescence of Aurantiaceae terminates in dichotomies with a central and praecocious flower, the union that sometimes occurs between the filaments of that order, the number of stamens often double that of the petals and their relative length, the embryo with a short radicle drawn back between the thick

cotyledons, are all points in which there is an accordance between the two orders. The occasionally monadelphous stamens of Rutaceae designate an analogy with that order, which is confirmed by the general tendency in both cases to produce two ovules in each cell of the ovary. The number and the relative position of the parts of the flower, shew an affinity with Sapindaceae, and the structure of the seeds of that order is often absolutely the same as that of Meliaceae; their accordance in habit is incontestable, and in fact the species of the two orders are often mixed together in herbaria. Burseraceae and Spondiaceae have also their degree of affinity. Cedrelaceae are chiefly distinguished by their winged seeds and the stamens being in a less degree monadelphous.

GEOGRAPHY. Found all over the world; in about equal quantities in America and Asia, and four times fewer in Africa; but these proportions are possibly due to the difference in the degree that those parts of the world have been examined. They do not extend further to the north than 40°; *Melia Azedarach* is naturalised as it were in Provence; and an *Hartighsea* exists in New Zealand. The extra-tropical species are, however, extremely rare.

PROPERTIES. Bitter, astringent, and tonic qualities belong to the species of this order, but often developed in so considerable a degree as to render their employment dangerous without much precaution. A Brazilian plant called *Jito* is a powerful purgative, but Piso in mentioning it, warns us against the danger of employing it, and says that it is more often a poison than a medicine; it is supposed to be a species of *Guarea*. *Trichilia cathartica* is reputed to have similar properties. The juice of the bark of *Guarea Aubletia* is a purgative and a violent emetic; the bark of *Guarea trichilioides* has similar qualities. The same power is assigned to the Arabian *Elcaija* (*Trichilia emetica*). Jacquin says that the negroes employ the root of *T. trifoliolata* to procure abortion. The root of *Melia Azedarach* is bitter and nauseous, and is used in North America as anthelmintic; the pulp that surrounds the seeds is said to be deleterious; but this is denied by Turpin, who asserts that dogs which he has seen eat it experienced no inconvenience; and children in Carolina eat the seeds with impunity. *Ach. R.* It is supposed that the *Melia Azedarachta*, or *Neem-tree* of India, possesses febrifuge properties. See *Trans, of M. and Ph. Soc. of Calcutta*, 3. 430. A kind of *Toddy*, which the Hindoo doctors consider a stomachic, is obtained by tapping this, which is also called the *Margosa-tree*. *Ainslie*, 1. 453. From the fruit of the same plant an oil is obtained, which is fit for burning and for other domestic purposes, and, as *Ach. Richard* well observes. (*Bot. Méd.* 708.), is another instance, after the Olive, of the pericarp yielding that substance which is usually obtained from the seed. This oil is said to possess antispasmodic qualities. *DC.* Blume attributes to the root of *Sandoricum indicum* properties similar to those of *Melia*; but the latter has a repulsive odour, while the other is aromatic. It is employed against leucorrhoea, combined with the bark of the root of *Carapa obovata*, which is bitter and astringent. *Rumf* mentions the extreme bitterness of *Xylocarpus granatum*. An alliaceous odour found in two species of *Cedrela* also occurs in a very prominent degree in some species of *Dysoxylum* and *Hartighsea*; the Javanese mountaineers use the fruit of these trees as garlic. Blume suspects that some species of *Epicharis* have similar properties. A warm pleasant-smelling oil is prepared from the fruit of *Trichilia speciosa*, which the Indian doctors consider a valuable external remedy in chronic rheumatism and paralytic affections. *Ainslie*, 2. 71. Some delicious fruits of the Indian archipelago, called *Langsat*, or *Lanse'h*, and *Ayer Ayer*, are species of the genus *Lansium*; they have a watery pulp, with a cooling pleasant taste. *Milnea edulis* is another plant of the order, with eatable fruit. See further *Royle's Illustrations*, p. 141.

GENERA.

1. MEURIE, A. de J.	Amoora, Roxb.	Cabrlea, Ad. J.	Guarua, L.
Quivisia, J.	<i>Aphanamixis</i> , Bl.	Didymocheton, Bl.	<i>Guidonitt</i> , Pl.
<i>Gilibertia</i> , Gmel.	<i>Nemedia</i> , Ad. J.	Goniocheton, Bl.	Carapa, Aubl.
Calodryum, Desv.	<i>Andersonia</i> , Roxb.	Sandoricum, Cav.	<i>Persoonia</i> , W.
Turraea, L.	Sphaerosacme, Wall.	Lansium, Jack.	Xylocarpus, Kon.
Melia, L.	Milnea, Roxb.	Ekebergia, Sparm.	Calpandria, Bl.
<i>Azedarach</i> , Tourn.	Walsura, Roxb.	Heynea, Roxb.	Aglaia, Lour.
Azadirachta, Ad. J.	Dysoxylum, Bl.	Schoutensia, Endl.	<i>Camunium</i> , Rumpf.
Mallea, Ad. J.	Chisocheton, Bl.	Trichilia, L.	<i>Cambaria</i> , Commer.
Cipadessa, Bl.	<i>Schizochitonfipreng</i> ,	<i>Portesia</i> , J.	
§ 2. TRICHILIEJE,	Synoum, Ad. J.	<i>Elcaja</i> , Forsk.	Naregamia, W. et A.
A. de J.	Hartighsea, Ad. J.	Moschoxylum, Ad. J.	Stemmatosiphon i, Poh.
	Epicharis, Bl.		Aitonia, L.

ORDER LXXVIII. CEDRELACEJ3.

CKDRELE A, *Brown in Flinders*, 64. (1814).—MEM ACE J&, § Cedreleae, DC, *Prodr.* 1. 624. (1824).—CEDRELACEA, A. de J. *Memoire* (1830).

ESSENTIAL CHARACTER.—*Calyx* 4-5-cleft. *Petals* 4-5, longer. *Stamens* 8-10; the filaments either united into a tube (*Swietenieeee*), or distinct (*Cedreleai*), and inserted into an hypogynous disk. *Style* and *stigmas* simple. Cells of the *ovary* equal in number to the petals or fewer (3), with the ovules 4, or often more, imbricated in two rows. *Fruit* capsular, with the valves separable from the dissepiments with which they alternate. *Seeds* flat, winged; *albumen* thin or none.—*Trees* with timber which is usually compact, scented, and beautifully veined. *Leaves* alternate, pinnated, without stipules. *Flowers* in terminal panicles. *Ad. de l.*

AFFINITIES. Nearly related to Meliaceae, in whose affinities they participate. Chiefly distinguished by their winged and indefinite seeds. *Flindersia*, a genus established by Brown in the Appendix to Captain Flinders' Voyage, differs from *Cedrelacere* both in the insertion of its seeds, which are erect, in the dehiscence of its capsules, and also in having moveable dissepiments: these last, however, Brown considers as segments of a common placenta, having a peculiar form. *Flindersia*, and *Chloroxylon* are distinct from the rest of the order, in having the leaves dotted with pellucid glands, in which respect they serve to connect *Cedrelaceae* with *Aurantiacea*?, and, notwithstanding the absence of albumen, even with *Rutaceae*. See the *Appendix and Atlas to Flinders' Voyage*.

GEOGRAPHY. These are common to the tropics of America and India, but have not yet been found on the continent of Africa, nor in any of the adjoining islands. *Brown Congo*, 465.

PROPERTIES. The wood of the order is in general fragrant, in consequence of the presence of an aromatic principle. The bark of *Cedrela* is fragrant and resinous; that of *C. Toona*, and of *Swietenia Mahagoni*, is also accounted febrifugal. The *mahogany wood* used by cabinet makers is the produce of the last-mentioned plant. The bark of *Soymida febrifuga*, the *Rohuna* of Hindostan, called on the Coromandel coast the *Red Wood Tree*, is a useful tonic in India in intermittent fevers; but Ainslie found that if given beyond the extent of 4 or 5 drachms in 24 hours, it deranged the nervous system, occasioning vertigo and subsequent stupor. That of *Khaya*, the *Kassou-Khaye* of Senegal, is a common febrifuge in the swampy districts on the banks of the Gambia. *Cedrela febrifuga* bark is said by Blume to be employed successfully against the intermittent fevers of Java; he observes that it is tonic and useful in cases of diarrhoea, &c, but that it should never be used where there is a tendency to

inflammation. An essential oil is found in Flindersia and Chloroxylon, as is indicated by their dotted leaves. The young shoots of *Cedrela angustifolia* have a powerful smell of garlic, according to Ruiz and Pavon. *Ad. de Ju\$. MSm. Mi'liac*, p. 51. *Satin Wood* in the produce of Chloroxylon Swictenia, which is one of the plants that yield the *wood oil* of India. *Royle*. *Oxleya xanthoxyla*, a large tree, is the *Yellow-wood* of New South Wales.

GENERA.

§ 1. SWIETENIÆ, Ad. J. Khaya, Ad. J.	Flindersia, R. Br.	Odontandra, Kth.
Svietenia, L.	Soymida, Ad. J.	Oxleya, Hooker.
<i>Rota</i> , Scop.	Chikrassia, Ad. J.	? Ixionanthes, Jack.
Plagiotaxis, Wall.	§ 2. CEDRELEJÆ, A. de J. <i>Johnsonia</i> , Adans.	
	Chloroxylon, DC.	

ORDER LXXIX. HUMIRIACEÆ.

HUMIRIACEÆ, *Adrian de Jussieu in Aug. de St. Hil. Flora Bras. Meid. 2. 87. (1829).*
Martius Nov. Gen. 2. 147. (1826) ; Conspect. No. 303. (1835).

ESSENTIAL CHARACTER.—*Calyx* in 5 divisions. *Petals* alternate with the lobes of the calyx, and equal to them. *Stamens* hypogynous, 4 or many times as numerous as the petals, monadelphous; *anthers* 2-celled, with a fleshy connective, extended beyond the 2 lobes. *Ovary* superior, usually surrounded by an annular or toothed disk, 5-celled, with from 1 to 2 suspended ovules in each cell; *style* simple; *stigma* lobed. *Fruit* drupaceous, with 5 or fewer cells. *Seed* with a membranous integument; *embryo* straight, oblong, lying in fleshy albumen; *radicle* superior.—*Trees* or *shrubs*. *Leaves* alternate, simple, coriaceous, without stipules. *Flowers* somewhat cymose.

AFFINITIES. These are not well made out; they differ from Meliacee very much in habit, and in many respects in fructification, especially in having the aestivation of the corolla quincuncial, not valvate, and the stamens sometimes indefinite; the anthers of Humiriacee, as Von Martius observes (*Nov. Gen. 8fC. 2. 147.*), are very different from those of Meliacee in the great dilation of their connective; their albuminous seeds and slender embryo are also at variance with Meliacee. In the latter respect, and in their balsamic wood, they agree better with Styracee, as also in the variable direction of the embryo. Besides these points of affinity, Von Martius compares Humiriacee with Chlenacee, on account of both orders containing definite and indefinite monadelphous stamens, several stigmas, partially abortive cells, inverted albuminous seeds, and a singular complicated veneration, by which two longitudinal lines are impressed upon each leaf. To me it appears, that the real affinity is with Aurantiacee; an affinity indicated by their inflorescence, the texture of their stamens, their disk, their winged petioles, and their balsamic juices.

GEOGRAPHY. All Brazilian trees.

PROPERTIES. *Hunu'rium floribundum*, when the trunk is wounded, yields a fragrant liquid yellow balsam, called *Balsam of Umiri*, resembling the properties of *Copaiva* and *Balsam of Peru*, *Martius*.

GENERA.

Humirium, Mart.
Sacoglottis, Mart.
Hellcria, Mart.

* ORDER LXXX. AURANTIACE.E. THE ORANGE TRIBE.

AURANTIACKJE, *Corr. Ann. Mus.* 6. 376. (1807^P); *Mirh. null. Philom.* 379. (1813); *DC Piodr.* 1.530. (1824J).

ESSENTIAL CHARACTER.—*Calyx* urceolate or campanulate, somewhat adhering to the disk, short, 3- or 5-toothed, withering. *Petals* 3 to 5, broad at the base, sometimes distinct, sometimes slightly combined, inserted upon the outside of a hypogynous disk, slightly imbricated at the edges. *Stamens* equal in number to the petals, or twice as many, or some multiple of their number, inserted upon a hypogynous disk; *filaments* flattened at the base, sometimes distinct, sometimes combined in one or several parcels; *anthers* terminal, innate. *Ovary* many-celled; *style* 1, taper; *stigma* slightly divided, thickish. *Fruit* pulpy, many-celled, with a leathery rind replete with receptacles of volatile oil, and sometimes separable from the cells; *cells* often filled with pulp. *Seeds* attached to the axis, sometimes numerous, sometimes solitary, usually pendulous, occasionally containing more embryos than one; *raphe* and *chalaza* usually very distinctly marked; *embryo* straight; *cotyledons* thick, fleshy; *plumule* conspicuous.—*Trees* or *shrubs*, almost always smooth, and filled every where with little transparent receptacles of volatile oil. *Leaves* alternate, often compound, always articulated with the petiole, which is frequently winged. *Spines*, if present, axillary.

AFFINITIES. Readily known by the abundance of oily receptacles which are dispersed over all parts of them, by their deciduous petals, and compound leaves with a winged petiole. They are nearly related to Amyridaceae and Connaraceae on the one hand, and to various genera of Diosmeae on the other, but are distinguished from them all by a variety of obvious characters. It is more difficult to distinguish Aurantiaceae from Xanthoxylaceae unless attention is paid to the gynobasic structure of the latter; and this is made out with difficulty in the ovary; their ripe fruit is, however, very different. *Luvunga* is remarkable for having the climbing habit of Xanthoxylaceae, and the fruit of the Orange tribe. The raphe and chalaza are usually distinctly marked upon the testa, and sometimes beautifully. De Candolle considers the rind of the Orange to be of a different origin and nature from the pericarp of other fruit, and more analogous to the torus or disk of Nelumbiaceae; but if the ovary and ripe fruit are compared, it will be readily seen that this hypothesis is untenable, and that there is no difference between the rind of an orange and an ordinary pericarp.

GEOGRAPHY. Almost exclusively found in the East Indies, whence they have in some cases spread over the rest of the tropics. Two or three species are natives of Madagascar; one is described as found wild in the woods of Essequibo; and Prince Maximilian of Wied Neuwied speaks of a wild Orange of Brazil, called *Caranja da terra*, which has by no means the delicious refreshing qualities of the cultivated kind, but a mawkish sweet taste. *Travels*, 76. *Limonia laureola* is remarkable as the only plant of this family found on the tops of cold and lofty mountains, where it is for some months of the year buried under the snow. The Hill people of India call it *Kidar-patri* and *Kutharchara*, and fancy that it is by feeding on its leaves that the musk acquires its peculiar flavour. *Royle*.

PROPERTIES. The wood is universally hard and compact; they abound in a volatile, fragrant, bitter, exciting oil; the pulp of the fruit is always more or less acid. *DC.* The Orange, the Lemon, the Lime, and the Citron, fruits which, although natives of India, have now become so common in other countries as to give a tropical character to a European dessert, are the most remarkable products of this order. If to this be added the excellence of their wood, and the fragrance and beauty of their flowers, I know not if an order more interesting to man can be pointed out. The fruits just mentioned are not, however, its only produce. The *Wampee*, a fruit highly esteemed in China and the Indian archipelago, is the produce of *Cookia punctata*. The berries

of *Glycosmis citrifolia* are delicious ; those of *Triphasia* are extremely agreeable. The productiveness of the common Orange is enormous. A single tree at St. Michael's has been known to produce 20,000 oranges fit for packing, exclusively of the damaged fruit and the waste, which may be calculated at one-third more. The juice of the Lime and the Lemon contains a large quantity of citric acid. *Turner*, 632. Oranges contain malic acid. *Ib.* 634. A decoction of the root and bark of *Mgle Marmelos* is supposed, on the Malabar coast, to be a sovereign remedy in hypochondriasis, melancholia, and palpitation of the heart; the leaves in decoction are used in asthmatic complaints, and the fruit a little unripe is given in diarrhoea and dysentery. *Roxburgh* adds, that the Dutch in Ceylon prepare a perfume from the rind; the fruit is most delicious to the taste, and exquisitely fragrant and nutritious, but laxative ; the mucus of the seed is a good cement for some purposes. *Ainslie*, 2. 87. The leaves of *Bergera Königii* are considered by the Hindoos stomachic and tonic; an infusion of them toasted stops vomiting. The green leaves are used raw in dysentery; the bark and root internally as stimuli. *Ibid.* 2. 139. The young leaves of *Feronia elephantum* have, when bruised, a most delightful smell, very much resembling anise. The native practitioners of India consider them stomachic and carminative. Its gum is very like gum arabic. *Ib.* 2, 83. See further *Royl's Illustrations*, p. 129.

GENERA.

Atalantia, Corr.	Murraya, Keen.	Glycoamis, Corr.	Citrus, L.
Triphasia, Lour.	Marsana, Sonner.	Feronia, Corr.	Luvunga, Hamilt.
Limonia, L.	Chalcas, Lour.	iEgle, Corr.	Sclerostylis, Bl.
Cookia, Sonner.	Bergera, Keen.	Belou, Adans.	Micromelum, Bl.
Quinaria, Lour.	Clausena, Burm.		Chionotria, Jack.
Aulacia, Lour.			

ORDER LXXXI. SPONDIACEÏE. THE HOGPLUM TRIBE.

SPONDIACEJE, *Kunth in Ann. Sc. Nat.* 2. 362. (1824); *Martins Conspectus*, No. 268. (1835).
TEREBINTACEJE, trib. 3. DC. *Prodr.* 2. 74. (1825).

ESSENTIAL CHARACTER.—*Flowers* sometimes unisexual. *Calyx* 5-cleft, regular, persistent or deciduous. *Petals* 5, inserted below a disk surrounding the ovary, somewhat valvate or imbricate in aestivation. *Stamens* 10, perigynous, arising from the same part as the petals. *Disk* annular, in the males orbicular, with 10 indentations. *Ovary* superior, sessile, from 2- to 5-celled; *styles* 5, very short; *stigmas* obtuse; *ovule* 1 in each cell, pendulous. *Fruit* drupaceous, 2-5-celled. *Seeds* without albumen; *cotyledons* plano-convex ; *radicle* superior, pointing to the hilum (inferior in *Spondias*, according to *Gartner*). *Trees* without spines. *Leaves* alternate, unequally pinnate, without pullucid dots, a few simple leaves occasionally intennixed. *Stipules* 0. *Inflorescence* axillary and terminal in panicles or racemes.

AFFINITIES. According to the French school, related to Anacardiacee in the structure of the fruit, which is almost that of *Mangifera*. *SpondiacesB* are, however, essentially distinguished by their syncarpous fruit, and the absence of a resinous juice; and appear to differ from *Aurantiacee* in little beyond their perigynous stamens, large disk (which is remarkably dilated), and undotted leaves. The transition to *Aurantiacee* is through *Bergera* and its allies in the latter order.

GEOGRAPHY. Natives of the West Indies, the Society Islands, and the Islo of Rnurbnn.

PROPERTIES. The fruit of several species of *Spoudias* is eatable in the West Indies, where they are called Hog Plums.

GENERA.

Spondias, L.
Poupartia, Comm.
Lanea, G. et P.

ALLIANCE III. *RHAMNALES*.

ESSENTIAL CHARACTER.—*Motivation* of the calyx valvate. *Carpels* fewer than four, sometimes slightly adhering to the calyx. *Hairs* if present never starry. All *shrubs*.

About the strict relationship of *Rhamnaceae*, *Chaillatiaceae*, and *Nitrariaceae*, there will probably be little difference of opinion. These three orders, especially the first, are only to be distinguished from certain *Euphorbiaceae* with some difficulty; *Rhamnales* were formerly considered a part of the same order as *Celastraceae*. *Tremandraceae* are usually reckoned next akin to *Polygalaceae*, but it seems to me better to remove them from the immediate vicinity of that order, on account of their calyx not having the strongly imbricated structure of that order. *Burseraceae* are allied to *Spondiaceae* in this, and to *Amyridaceae* in the apocarpous alliance, and is one of the cases that connect the two.

ORDER LXXXII. RHAMNACEJE. THE BUCKTHORN TRIBE.

RHAMNI, *JUSS. Gen. 316.* (1789).—RHAMNE/E, *DC. Prodr. 2. 19.* (1825); *Brongniart Mémoire sur les Rhamntes,* (1826); *Lindl. Synops. 72.* (1829).

ESSENTIAL CHARACTER.—*Calyx* monophyllous, 4-5-cleft, with a valvate aestivation. *Petals* distinct, cucullate, or convolute, inserted into the orifice of the calyx, occasionally wanting. *Stamens* definite, opposite the petals. *Disk* fleshy. *Ovary* superior, or half superior, 2-3- or 4-celled; *ovules* solitary, erect. *Fruit* fleshy and indehiscent, or dry and separating in 3 divisions. *Seeds* erect; *albumen* fleshy, seldom wanting; *embryo* almost as long as the seed, with large flat *cotyledons*, and a short inferior *radicle*.—*Trees* or *shrubs*, often spiny. *Leaves* simple, alternate, very seldom opposite, with minute *stipules*. *Flowers* axillary or terminal.

ANOMALIES. Sometimes the ovary is inferior. Leaves opposite in *Colletia* and *Retainilla*. *Stipules* and *petals* often wanting.

AFFINITIES. Under this name have been for a long time confounded four orders, very different in characters, and even in natural affinities, the peculiarities of three of which have been pointed out by Ad. Brongniart in his memoir upon the subject, and a fourth has been distinguished by myself. These orders are *Rhamnaceae* properly so called, *Celastraceae*, *Aquifoliaceae*, and *Staphyleaceae*, the respective affinities of which will be found under each. Brongniart indicates the relation that *Rhamnaceae* bear, thus: if we take the insertion of stamens as the most important distinction of plants, it will be found that among polypetalous orders with perigynous stamens, *Poraceae* are those to which *Rhamnaceae* have the closest relation, agreeing with them in the ovary, the cells of which are determinate in number, in the ascending ovules, and in their alternate leaves usually having two stipules at their base; the number and position of their stamens, and the structure of their seeds, separate them widely. But if the insertion of the ~~stamens~~ is left out of consideration, they

will be found to have many characters in common with Biittneriaceae (*Brown in Flinders, 22.*); such as, the aestivation of the calyx, the form of the petals, the position of the stamens in the front of those petals, the structure of the ovary and seeds in many important points; the principal difference between them are, in fact, the stamens being turned outwards in Biittneriaceae, which are also destitute of a disk, have hypogynous stamens, and always 2 or more ovules. Euphorbiaceae are allied to Rhamnaceae; but the constant separation of sexes in the former family, their hypogynous stamens and suspended ovules, are obvious marks of distinction. Nitrariaceae may be compared with Rhamnaceae in several points.

GEOGRAPHY. Found over nearly all the world, except in the arctic zone; the maximum of species is said to be dispersed through the hottest parts of the United States, the south of Europe, the north of Africa, Persia, and India in the northern hemisphere, and the Cape of Good Hope and New Holland in the southern. Some of the genera appear to be confined to particular countries, as all the true *Ceanothuses* to North America, *Phylicas* to the Cape, *Cryptandra* and *Pomaderris* to New Holland.

PROPERTIES. The berries of various species of *Rhamnus* are violent purgatives, and have been highly spoken of in dropsy. They also yield a dye, varying in tint from yellow to green; the ripe berries of *R. catharticus*, mixed with gum arabic and lime-water form the green colour known under the name of *Bladder-green*. The *French berries* of the shops (*Graines d'Avignon, Fr.J*) are the fruit of *Rh. infectorius* and *saxatilis*, and *amygdalinus*. The fruit of *Zizyphus* is destitute of these purgative qualities, and, on the contrary, is often wholesome and pleasant to eat, as in the case of the *Jujube* and the *Lote*, the latter of which is known to have given their name to the classical *Lotophagi*. The peduncles of *Hovenia dulcis* become extremely enlarged and succulent, and are in China a fruit in much esteem, resembling in flavour, as it is said, a ripe Pear. Some species are astringent. *Sageretia theezans* is used for tea by the poorer classes in China; an infusion of the twigs of *Ceanothus americanus* has been named as useful, on account of its astringency, to stop gonorrhoeal discharges; antisyphilitic virtues are ascribed to the root of the same, and also of *Berchemia volubilis*; and it is said, by Rumphius, that in the Moluccas the bark of *Zizyphus Jujuba* is employed as a remedy for diarrhoea. *Brongn.* See *Royle's Illustrations*, p. 169.

GENERA.

<i>Paliurus</i> , Tourn.	<i>Rhamnus</i> , L.	<i>Ceanothus</i> , L.	<i>Gouania</i> , L.
<i>Aspidocarpus</i> , Neck.	<i>Marcorella</i> , Neck.	<i>Forrestia</i> , Rafin.	<i>Retinaria</i> , Gaertn.
<i>Aubletia</i> , Lour.	<i>Cervispina</i> , Dill.	<i>Willemetia</i> , Brong.	<i>Crumenaria</i> , Mart.
<i>Zizyphus</i> , Tourn.	<i>Frangula</i> , Tourn.	<i>Pomaderris</i> , La B.	<i>Lepionurus</i> , Bl.
<i>Condalia</i> , Cavan.	<i>Scutia</i> , Commers.	<i>Pomatoderris</i> , Schult.	<i>Crypteronia</i> , Bl.
<i>Berchemia</i> , Neck.	<i>Retanilla</i> , Brongn.	<i>Cryptandra</i> , Sm.	<i>Pennantia</i> , Forst.
<i>CEnoplia</i> , Hedw.	<i>Colletia</i> , Kunth.	<i>Trichocephalus</i> , Bron.	
<i>Ventilago</i> , Gaertn.	<i>Discaria</i> , Hooker.	<i>Tittmannia</i> , Brongn.	<i>Goupia</i> , Aubl.
<i>Sageretia</i> , Brongn.	<i>Trevoa</i> , Hooker.	<i>Moesslera</i> , Rchb.	<i>Glossopetalum</i> , Sch.
<i>Karwinskia</i> , Zucc.	<i>Hovenia</i> , Thunb.	<i>Phylica</i> , L.	<i>Carpodetus</i> , Forst.
	<i>Colubrina</i> , Rich.	<i>Soulangia</i> , Brongn.	? <i>Phaleria</i> , Jack. (14)

ORDER LXXXIII. CHAILLETIACEÆ.

CHAILLETIJS, *R. Brown Cong.* p. 23. (1818).—CHAILLETIACEÆ, *DC. Prodr.* 2. 57. (1825).

ESSENTIAL CHARACTER.—*Sepals* 5, with an incurved valvate aestivation. *Petals* 5, alternate with the sepals, and arising from the base of the calyx, usually 2-lobed. *Stamens*

5, alternate with the petals, and combined with them at the base; *anthers* ovate, versatile. *Glands* usually 5, hypogynous, opposite the petals. *Ovary* superior, 2- or 3-celled; *ovules* twin, pendulous; *style* simple; *stigma* obsoletely 3-lobed. *Fruit* drupaceous, rather dry, 1- 2- or 3-celled. *Seeds* solitary, pendulous, without albumen; *embryo* thick, with a thick superior *radicle* and fleshy *cotyledons*.—*Trees* or *shrubs*. *Leaves* alternate, with two stipules entire. *Flowers* small, axillary, their peduncle often connate with the petiole.

AFFINITIES. Whether what are here called petals are not rather abortive stamens is doubted by botanists, and hence the station of the order is by one referred to Polypetalae, and by another to Apetalae, and is compared, on the one hand, with Anacardiaceae or Rosaces, and, on the other, with Samydaceae and Cupuliferae. To me it seems that what appear to be petals are so; a fact which it is difficult to doubt, when it is remembered that both organs are mere transformations of one common type, and that it is in appearance and position only that they differ. De Candolle stations the order between Homalinaceae and Aquilariaceae; it agrees with the former in the presence of glands round the ovary, but differs in its superior ovary with the placentae in the axis, and many other characters. Rhamnaceae, with which it agrees so much in habit, seem upon the whole to claim the closest kindred with it.

GEOGRAPHY. Of the few known species belonging to this order, 2 are found in Sierra Leone, 2 in Madagascar, 2 in equinoctial America, and 1 in Timor.

PROPERTIES. The fruit of *Chailletia toxicaria* is said to be poisonous. That of *Moutabea* is said by Aublet to be harmless.

GENERA.

Chailletia, DC.	Tapura, Aubl.	Moutabea, Anol.	Moacurra, Roxb.
Patrisia, Rohr.	Rohria, Schreb.	Cryptostomum, Schr.	Wahlenbergia, R.Br.
Mestotes, Sol.			
Dichapetalujn, Thou.			
Leucosia, Thouars.			

ORDER LXXXIV. TREMANDRACEÆ.

TREMANDRACEÆ, *R. Brown in Flinders*, p. 12. (1814); *DC. Prodr.* 1. 343. (1824).

ESSENTIAL CHARACTER.—*Sepals* 4 or 5, equal, with a valvular aestivation, slightly cohering at the base, and deciduous. *Petals* equal in number to the sepals, with an involute aestivation, enwrapping the stamens, much larger than the calyx, and deciduous. *Stamens* hypogynous, distinct, 2 before each petal, and therefore either 8 or 10; *anthers* 2- or 4-celled, opening by a pore at the apex. *Ovary* 2-celled; *ovules* from 1 to 3 in each cell, pendulous; *style* 1; *stigmas* 1 or 2. *Fruit* capsular, 2-celled, 2-valved; *dehiscence* loculicidal. *Seeds* pendulous, ovate, with a thickened appendage at the apex, but with no appendage about the hilum; *embryo* cylindrical, straight, in the axis of fleshy albumen; the *radicle* next the hilum.—Slender heath-like *shrubs*, with their hairs usually glandular. *Leaves* alternate or whorled, without stipules, entire or toothed. *Pedicels* solitary, axillary 1-flowered. *Flowers* often large and showy.

AFFINITIES. Not very certain; many genera probably still remain to be discovered. According to De Candolle, they are related to Polygalaceæ; from which they differ in a number of points, especially in their distinct stamens and regular flowers; agreeing with them in having a remarkable tumour, called a *camnula*, at one end of the seeds, which are also definite and pendulous in other orders, and in the porous dehiscence of the anthers. With the exception of the stamens being hypogynous, instead of perigynous, they may be rather considered as approaching Rhamnaceæ, to which the position and definite

no

number of their stamens, the definite seeds, syncarpous fruit, and albuminous seeds ally them.

GEOGRAPHY. All natives of New Holland.

PROPERTIES. Unknown.

GENERA.

Tetratheca, Sm.

Tremandra, R. Br.

ORDER LXXXV. NITRARIACEÆ.

NITRARIACEJÆ, *Ed. Pr. No.* 149. (1630); *Martins Conspectus, No.* 255. (1835).

ESSENTIAL CHARACTER.—*Calyx* inferior, 5-toothed, fleshy. *Corolla* of 5 petals, which arise from the calyx, with an infixed valvular aestivation. *Stamens* 3 times the number of the petals, perigynous; *anthers* innate, with 2 oblique longitudinal lines of dehiscence. *Ovary* superior, 3- or more celled, with a continuous fleshy style, at the apex of which are as many stigmatic lines as there are cells; *ovules* pendulous, by means of a long funiculus. *Fruit* drupaceous, opening by 3 or 6 valves. *Seeds* solitary, with no *albumen*, and a straight *embryo*, with the *radicle* next the *hilum*.—*Shrubs* with deciduous succulent alternate *leaves*, which are sometimes fascicled. *Flowers* in cymes, or solitary.

AFFINITIES. I take *Nitraria* to be the type of an order related on the one hand to *Chenopodiaceæ*, and on the other to *Rhamnaceæ*, agreeing with both in a multitude of characters, and with the latter in habit. De Candolle includes *Nitraria* and *Reaumuria* among his *Ficoideæ spuriae*, at the same time expressing a doubt whether they belong either to that or even to the same order. To me it appears that the affinities of *Reaumuria* are greater with *Hypericuin* or *Cistus*, and I accordingly adopt Ehrenberg's proposed separation of that genus along with *Hololachna*, the *Tamarix songarica* of Pallas, into a little order to be called *Reaumuriaceæ*. The affinity of *Nitraria* with those *Tetragoniaceæ* in which the ovary is inferior and compound (a part of *Ficoideæ* of authors) is undoubtedly great, especially with *Tetragonia*; but its very different embryo, and the peculiar aestivation of the petals, which is much more like that of *Rhamnaceæ*, remove it from the former order.

GEOGRAPHY. Natives of western Asia and the north of Africa. One species is described from New Holland.

PROPERTIES. Slightly saline. Otherwise unknown.

GENUS.

Nitraria, L.

ORDER LXXXVI. BURSERACEÆ.

TEREBINTACEJÆ, *JUSS. Gen.* 368. (1789) *in part.*—BURSERACEJÆ, *Kunth in Ann. Sc. Nat.* 2. 333. (1824).—TEREBINTACEJÆ, *trib. 4. DC. Prodr.* 2. 75. (1825).

ESSENTIAL CHARACTER.—*Flowers* hermaphrodite, occasionally unisexual. *Calyx* persistent, somewhat regular, with from 2 to 5 divisions. *Petals* 3-5, inserted below a disk arising from the calyx; (*aestivation* usually valvate. *Stamens* 2 or 4 times as many as the petals, perigynous, all fertile. *Disk* orbicular or annular. *Ovary* 2-5-celled, superior, sessile; *style* 1 or 0; *stigmas* equal in number to the cells; *ovules* in pairs, attached to the axis, collateral. *Fruit* drupaceous, 2-5-celled, with its outer part often splitting into valves.

Seeds without albumen ; *cotyledons* either wrinkled and plaited, or fleshy; *iodide* superior, straight, turned towards the hilum.—*Trees* or *shrubs*, abounding in balsam, resin, or gum. *Leaves* alternate, unequally pinnate, occasionally with *stipules*, usually without pellucid dots. *Flowers* axillary or terminal, in racemes or panicles.

AFFINITIES. This order may be considered analogous in the syncarpous alliance to Amyridaceae and Anacardiaceae in the apocarpous, and hence although in a linear arrangement it is widely separated from these orders, yet it may be considered a case of transition from one alliance to the other. Its valvate petals and few carpels place it near Rhamnaceae, and divide it independently of other circumstances from Anacardiaceae.

GEOGRAPHY. Exclusively natives of tropical India, Africa, and America.

PROPERTIES. They have all an abundance of fragrant resinous juice, which is, however, destitute of the acidity and staining property of Anacardiaceae. The resin of *Boswellia* is used in India as frankincense, and also as pitch. It is hard and brittle, and, according to Roxburgh, is boiled with some low-priced oil to render it soft and fit for use. The native doctors prescribe it, mixed with ghee (clarified butter), in cases of gonorrhoea, and also in what they call *Ritta Kaddapoo*, which signifies flux accompanied with blood. The wood is heavy, hard, and durable. *A ins lie*, 1. 137. The *Boswellia serrata*, called *Libanus thurifera* by Colebrooke, produces the gum-resin *Olibanum*, a substance chiefly used as a grateful incense, but which also possesses stimulant, astringent, and diaphoretic properties. *Ibid.* 1.267. A kind of coarse resin is obtained from *Boswellia glabra*, and is used boiled with oil for pitching the bottom of ships. *Ibid.* The *Bursera paniculata*, called *Bois de Colophane* in the Isle of France, gives out, from the slightest wound in the bark, a copious flow of limpid oil of a pungent turpentine odour, which soon congeals to the consistence of butter, assuming the appearance of camphor. *Brewster*, 2. 182. The gum of *Canarium commune* has the same properties as those of the Balsam of Copaiva; the three-cornered nuts are eaten in Java both raw and dressed, and an oil is expressed from them, which is used at table when fresh, and for burning when stale. The raw nuts are, however, apt to Wing on diarrhoea. *Ainslie*, 2. 60. *Balsam of Acouchi* is produced by *Icica acuchini*, *Gum elemi* by *Icica heptaphylla*, *Balm of Gilead* by *Balsamodendron Gileadense*, *Myrrh* by *Balsamodendron Myrrha*, *Opobalsamum* or *Balsam of Mecca* by *B. Opobalsamum*, a substance like Gum elemi by *Icica Icicariba*, and *Carana*, and a yellow concrete essential oil by *Bursera acuminata*. See further *Royle's Illustrations*, p. 175.

GENERA.

<i>Boswellia</i> , Roxb.	<i>Canarium</i> , L.	<i>Marignia</i> , Co	mm.	<i>Sorindeia</i> , Thouars.
<i>Libanus</i> , Colebr.	<i>Pimela</i> , Lour.	<i>Dammar</i> a,	Gaertn.	<i>Garuga</i> , Roxb.
<i>Bursera</i> , Jacq.	<i>Icica</i> , Aubl.	<i>Colophonia</i> , Comm.		<i>Hemprichia</i> , Ehr.
<i>Protium</i> , Burm.	<i>Balsamodendron</i> , Kth.	<i>Hedwigia</i> , Swz.		
	<i>Balsamea</i> , Gled.			
	<i>Elaphrium</i> , Jacq.			

ALLIANCE IV. *EUPHORBIALES*.

ESSENTIAL CHARACTER.—^Estivation of calyx imbricated. *Carpels* fewer than four; *stamens* often three. *Hairs* frequently starry if present.

The reasons for considering Euphorbiaceae a polypetalous order are given under the proper head. The imbricated calyx completely separates this alli-

ance from Malvales to which it materially approaches in habit, and in the monadelphous and even indefinite stamens, in the stellate hairs, &c, and also from Rhamnales with which Celastraceae very much agree. We find here the same tendency to combine the petals into a tube, in Stackhousiaceae and Fouquieriaceae, as occurs so remarkably among Diosmeae in the next group. In both these cases, however, the petals readily separate at their base, as the fruit increases in size.

ORDER LXXXVII. EUPHORBIACEJE.

THE EUPHORBIUM TRIBE.

EUPHORBIA, *JUSS. Gen.* 385. (1789).—EUPHORBIACEA, *Ad. de Juss. Monogr.* (1824) |
Lindl. Synops. 220. (1829).

ESSENTIAL CHARACTER.—*Flowers* monœcious or dioecious. *Calyx* lobed, inferior, with various glandular or scaly internal appendages; (sometimes wanting). *Corolla* either consisting of petals or scales equal in number to the sepals, or absent; sometimes more numerous than the sepals, sometimes united at the base. *Males: Stamens* definite or indefinite, distinct or monadelphous; *anthers* 2-celled. *Females: Ovary* superior, sessile, or stalked, 2-3- or more celled; *ovules* solitary or twin, suspended from the inner angle of the cell; *styles* equal in number to the cells, sometimes distinct, sometimes combined, sometimes none; *stigma* compound, or single with several lobes. *Fruit* generally consisting of 3, dehiscent cells, separating with elasticity from their common axis. *Seeds* solitary or twin, suspended, with an aril; *embryo* enclosed in fleshy albumen; *cotyledons* flat; *radicle* superior.—*Trees*., *shrubs*., or *herbaceous plants*., often abounding in acrid milk. *Leaves* opposite or alternate, simple, rarely compound, usually with stipules. *Flowers* axillary or terminal, usually with bracts, sometimes enclosed within an involucre.

, ANOMALIES. Carpels occasionally 2, or more than 3. *Ricinus* does not milk, except in the middle of the summer.

AFFINITIES. It is usual to consider Euphorbiaceae an apetalous order, because of the want of a corolla in the genera with which European Botanists are most familiar. And accordingly we find these plants sometimes stationed near Urticaceae, with which they have scarcely a point in common, except the absence of petals, or close by Myristicaceae, with which they have even less kindred. But if instead of considering the imperfectly developed genera of Europe as typical of the true structure of the order, we look to those of tropical countries we shall find that the apetalous character by no means holds good with them. In *Aleurites*, for example, the petals are as much developed as in a Malvaceous plant; the same thing occurs in *Jatropha*, *Elaeococca*, and others; and, in fact, upon looking through the genera described by Adrien de Jussieu in his Monograph, it appears that out of 61 genera no fewer than 32 have petals. The tendency of the order is, therefore, at least as great to form petals as to want them. Now, if the sum of the affinity of Euphorbiaceae and other orders be calculated, it will be found that it is with Malvaceae and Rhamnaceae that they most agree, and especially with the former. Their habit, and general appearance, are so much alike that one might easily mistake some *Crotons*, *Aleurites*, &c, for Malvaceae; the starry structure of the hairs, the monadelphous stamens, the definite number of ovules in a definite number of united carpels, are all further and important points of resemblance. The relationship of Euphorbiaceae to Rhamnaceae was long ago perceived by Jussieu, and has been since adverted to by Adolphe Brongniart (*Monogr. des Rham.* p. 35.). Brown, too, in omitting Euphorbiaceae from the apetalous orders, in his Prodrômus, may be conjectured to have entertained a similar opinion; and Auguste de St. Hilaire enquires (*Plantes Usuelles*, no. 18.) whether they are not intermediate between Malvaceae and Menispermaceae.

GEOGRAPHY. This extensive order, which probably does not contain fewer than 1500 species, either described or undescribed, exists in the greatest abundance in equinoctial America, where about 3-8ths of the whole number have been found; sometimes in the form of large trees, frequently of bushes, still more usually of diminutive weeds, and occasionally of deformed, leafless, succulent plants, resembling Cactaceae in their port, but differing from them in every other particular. In the Western world they gradually diminish as they recede from the equator, so that not above 50 species are known in North America, of which a very small number reaches as far as Canada. In the Old World the known tropical proportion is much smaller, arising probably from the species of India and equinoctial Africa not having been described with the same care as those of America; not above an eighth having been found in tropical Africa, including the islands, and a sixth being perhaps about the proportion in India. A good many species inhabit the Cape, where they generally assume a succulent habit; and there are almost 120 species from Europe, including the basin of the Mediterranean: of these, 16 only are found in Great Britain, and 7 in Sweden.

PROPERTIES. The excellent monograph of Adrien de Jussieu contains the best information that exists upon this subject; and I accordingly avail myself of it, making a few additions to his facts. The general property is that of excitement, which varies greatly in degree, and consequently in effect. This principle resides chiefly in the milky secretion of the order, and is most powerful in proportion as that secretion is abundant. The smell and taste of a few are aromatic; but in the greater part the former is strong and nauseous, the latter acrid and pungent. The hairs of some species are stinging. The bark of various species of Croton is aromatic, as *Cascarilla*; and the flowers of some, such as *Caturus spiciflorus*, give a tone to the stomach. Many of them act upon the kidneys, as several species of *Phyllanthus*, the leaves of *Mercurialis annua*, and the root of *Ricinus communis*. Several are asserted by authors to be useful in cases of dropsy; some *Phyllanthuses* are emmenagogue. The bark of several Crotons, the wood of *Croton Tiglium* and common Box, the leaves of the latter, of *Cicca disticha*, and of several *Euphorbias*, are sudorific, and used against syphilis: the root of various *Euphorbias*, the juice of *Commia*, *Anda*, *Mercurialis perennis*, and others, are emetic; and the leaves of Box and *Mercurialis*, the juice of *Euphorbia*, *Commia*, and *Hura*, the seeds of *Ricinus*, *Croton Tiglium*, &c. &c, are purgative. Many of them are also dangerous, even in small doses, and so fatal in some cases, that no practitioner would dare to prescribe them; as, for example, *Manchineel*. In fact, there is a gradual and insensible transition, in this order, from mere stimulants to the most dangerous poisons. The latter have usually an acrid character, but some of them are also narcotic, as those *Phyllanthuses* the leaves of which are thrown into water to intoxicate fish. Whatever the stimulating principle of *Euphorbiaceae* may be, it seems to be of a very volatile nature, because application of heat is sufficient to dissipate it. Thus the root of the *Jatropha-Manihot* or Cassava, which when raw is one of the most violent of poisons, becomes a wholesome nutritious article of food when roasted. In the seeds the albumen is harmless and eatable, but the embryo itself is acrid and dangerous. Independently of this volatile principle, there are two others belonging to the order, which require to be noticed; the first of these is *Caoutchouc*, that most innocuous of all substances, produced by the most poisonous of all families, which may be almost said to have given a new arm to surgery, and "which has become an indispensable necessary of life; it exists in *Artocarpaeae* and elsewhere, but is chiefly the produce of species of *Euphorbiaceae*. The other is the preparation called *Turnsol*, which, although chiefly obtained from

Crozophora (*Croton*) *tinctoria*, is to be produced equally abundantly from many other plants of the order.

The properties of Euphorbiaceae are so important, that I do not think I should fulfil the object of this work, if I did not, in addition to the foregoing general view of the order, add a detailed list of the qualities of the most important species named by writers.

In some parts of Persia where Box-trees abound the Camel cannot be employed, because it is found impracticable to prevent that animal from browsing upon the Box-leaves, which invariably prove poisonous to it. *Acalypha Cupameni*, an Indian herb, has a root which, bruised in hot water, is cathartic; a decoction of its leaves is also laxative. *Rheede*, 10. 161. The nut of *Aleurites ambinux* is eatable and aphrodisiac, but rather indigestible. *Commers. according to Ad. de J.* The nuts of another species are eaten in Java and the Moluccas; but they are intoxicating unless they are roasted. *Humph.* The Anda of Brazil is famous for the purgative qualities of its seeds, which are fully as powerful as those of the Palma Christi. The Brazilians make use of them in cases of indigestion, in liver complaints, the jaundice and dropsy. The rind, roasted on the fire, passes as a certain remedy for diarrhoea brought on by cold. According to Marcgraaf, the fresh rind steeped in water communicates to it a narcotic property which is sufficient to stupify fish. *Martins Amum. Monac.* p. 3. The seeds are either eaten raw, or are prepared as an electuary; they yield an oil, which is said, M. Auguste de St. Hilaire, to be drying and excellent for painting; in short, much better than nut oil. *PL Usuelles*, 54. The bark of *Briedelia spinosa*, an Indian shrub, is, according to Roxburgh, a powerful astringent; the leaves are greedily eaten by cattle, which by their means free themselves of intestinal worms. The leaves of common Box are sudorific and purgative: according to Hanway, camels eat them in Persia, but they die in consequence. *Ad. de J.* The flowers of *Caturus spiciflorus* are spoken of as a specific in diarrhoea, either taken in decoction or in conserve. *Burnt, Ind.* 303. The succulent fruit of *Cicca disticha* and *racemosa* is sub-acid, cooling, and wholesome. Its leaves are sudorific, and its seeds cathartic. The capsules of *Cluytia collina* are poisonous, according to Roxburgh. The root and bark of *Codiaceum variegatum* are acrid, and excite a burning sensation in the mouth if chewed: but the leaves are sweet and cooling. *Rumphius.* The juice of *Commia cochinchinensis* is white, tenacious, emetic, purgative, and deobstruent. Cautiously administered, it is a good medicine in obstinate dropsy and obstructions. *Lour.* 743. The Quina Blanca of Vera Cruz is produced by the *Croton Eluteria* of Swartz, and is probably the Cascarilla of Europe. *Schiede in Ann. des Sc.* 18. 217. The drastic oil of *Tiglim* is expressed from the seeds of *Croton Tiglim*, formerly known in Europe under the name of *Grana molucca*. It is said, by Ainslie, to have proved in a singular manner emmenagogue. *Mat. Med.* 1. 108. A decoction of *Croton perdicipes*, called *Pe de Perdis*, *Alcamphora*, and *Cocalera*, in different provinces of Brazil, is much esteemed as a cure for syphilis, and as a useful diuretic. *PL Us.* 59. The root of another species, called *Velame do Campo*, *C. campestris* has a purgative root, also employed against syphilitic disorders. *Ih.* 60. The leaves of a species of *Croton* (*C. gratissimum*, *Burchell*,) are so fragrant as to be used by the Koras of the Cape of Good Hope as a perfume. *Burch.* 2. 263. *Crozophora tinctoria* yields the preparation called *Turnsol*; the plant itself is, acrid, emetic, and drastic. An abundance of useful oil is obtained from two species of *Elseococca*; it is, however, only fit for burning and painting, on account of its acidity. *Ad. de J.** Six sorts of European Euphorbias are named, by Deslongchamps, as fit substitutes for *Ipecacuanha*, the best of which he states to be *E. Gerardiana*, the powdered root of which vomits easily in doses of 18 or 20 grains. *Ainslie*,

1 • 123. The "root of Euphorbia Ipecacuanha is said, by Barton, to be equal to the true Ipecacuanhá, and in some respects superior; it is not unpleasant either in taste or smell. *Barton*, 1. 281. Various species of fleshy Euphorbia, especially the Euph. antiquorum and canariensis, produce the drug Euphorbium of the shops, which is the inspissated milky juice of such plants. In India it is mixed with the oil expressed from the seeds of Sessamum orientale, and used externall) in rheumatic affections, and internally in cases of obstinate constipation. It is little used in Europe. Orfila places it among his poisons. *Ainslie*, 1. 121. Euphorbia papillosa is administered, in Brazil, as a purgative; but is apt, if given in too strong a dose, to cause dangerous superpurgations. *Pl. Usuelles*, 18. The juice of the leaves of Euphorbia nereifolia is prescribed by the native practitioners of India, internally as a purge and deobstruent, and externally, mixed with Margosa oil, in such cases of contracted limb as are induced by ill-treated rheumatic affections. The leaves have, no doubt, a diuretic quality. *Ainslie*, 2. 98. The leaves and seeds of Euphorbia thymifolia are given, by the Tamool doctors of India,, in worm cases, and in certain bowel affections of children. *Ibid.* 2. 76. The same persons give the fresh juice of Euphorbia pilulifera in aphthous affections. The fresh acrid juice of Euphorbia Tirucalli is used in India as a vesicatory. *Ib.* 2. 133. The Ethiopians are said, by Virey, to form a mortal poison for their arrows from the juice of Euphorbia heptagona. *Hist. des Médic.* 299. The juice of Excaecaria Agallocha, and even its smoke when burnt, affects the eyes with intolerable pain, as has been experienced occasionally by sailors sent ashore to cut fuel, who, according to Rumphius (2. 238.), having accidentally rubbed their eyes with the juice, became blinded, and ran about like distracted men, and some of them finally lost their sight. The famous Manchineel tree, Hippomane Mancinella, is said to be so poisonous, that persons have died from merely sleeping beneath its shade. This is doubted, indeed, by Jacquin, who, however, admits its extremely venomous qualities; but it is by no means improbable that the story has some foundation in truth, particularly if, as Ad. de Jussieu truly remarks, the volatile nature of the poisonous principle of these plants is considered. The juice of Hura crepitans is stated to be of the same fatal nature as that of Excaecaria; its seeds are said to have been administered to negro slaves as purgatives, in number not exceeding 1 or 2, with fatal consequences. *Ad. de J.* The powdered fruit of Hyaenanche globosa is used in the colony of the Cape of Good Hope to poison hyaenas, as nux vomica to poison stray dogs in Europe. From the seeds of Jatropha glauca the Hindoos prepare, by careful expression, an oil which, from its stimulating quality, they recommend as an external application in cases of chronic rheumatism and paralytic affections. *Ainslie*, 2. 6. The seeds of Jatropha Curcas are purgative and occasionally emetic; an expressed oil is obtained from them, which is reckoned a valuable external application in itch and herpes; it is also used, a little diluted, in chronic rheumatism. The varnish used by the Chinese for covering boxes is made by boiling this oil with oxide of iron. The leaves are considered as rubefacient and discutient; the milky juice is supposed to have a detergent and healing quality, and dyes linen black. *Ibid.* 2. 46. The roots of the Jatropha Manihot, or Mandioca, yield a flour (Cassava) of immense importance in South America: this is obtained by crushing the roots, after the bark has been removed, and then straining off the water ; after which the mass is gradually dried in pans over a fire. Tapioca is a preparation of the same root. The seeds of several species of Jatropha are purgative, but they sometimes act so dangerously as to require extreme caution in administering them. Mercurialis perennis is purgative and dangerous. According to Sloane, it has sometimes produced violent vomiting, incessant diarrhoea, a burning heat in the head, a deep and long stupor, convulsions, and even death;

yet this very plant, when boiled, has been eaten as a potherb. The leaves of *Maprounea brasiliensis*, or the Marmeleiro do Campo of Brazil, yields a black dye, which is, however, fugitive. A decoction of its root is also administered in derangement of the stomach;—a most remarkable circumstance, if we consider the close relation that is borne by it to Manchineel and other most poisonous trees. According to Auguste de St. Hilaire, the *Maprounea* is destitute of the milky juice of *Sapium*, *Excaecaria*, *Hippomane*, and other dangerous genera. *PL Us.* 65. The seeds of *Omphalea* are eaten safely, if the embryo is first removed; if this is not done, they are cathartic. Both *Pedilanthus tithymaloides* and *padifolius* are used medicinally in the West Indies: the former, known under the name of *Ipecacuanha*, is used for the same purposes as that drug; the latter, called the Jew Bush, or Milk plant, is used in decoction of the recent plant as an antisyphilitic, and in cases of suppression of the menses. *Hamilt. Prodr. Fl. Ind.* 43. The root, leaves, and young shoots of *Phyllanthus Niruri* are considered, in India, deobstruent, diuretic, and healing. The leaves are very bitter, and a good stomachic. *Ainslie*, 2. 151. Some other species, particularly *Ph. urinaria*, are powerful diuretics. The fruit of *Phyllanthus Emblica* is frequently made into pickle; it is acid, and, when dry, very astringent. *Ibid.* I, 240. The bruised leaves of *Phyllanthus Conami* are used for inebriating fishes. *Aubl.* 928. The boiled leaves of *Plukenetia corniculata* are said to be an excellent potherb, for which purpose the plant is cultivated in Amboyna. *Rumph.* The purgative quality of *Ricinus*, the Castor oil plant, is well known; the root is said to be diuretic. The juice of *Sapium aucuparium* is reputed poisonous. A case is mentioned by Tussac (*Journ. Bot.* 1813. 1. 117.) of a gardener whose nostrils became swollen and seized with erysipelatous phlegm, in consequence of the fumes only of this plant. The root of *Tragia involucrata* is reckoned, by the Hindoo doctors, among those medicines which they conceive to possess virtues in altering and correcting the habit in cases of cachexia, and in old venereal complaints attended with anomalous symptoms. *Aim lie*, 2. 62. There is reason to believe that the timber imported from the coast of Africa, under the name of African Teak, belongs to some tree of this order. From a species of a tree, stated by Brown to be of an unpublished genus, it is said that a substance resembling caoutchouc is procured in Sierra Leone. *Congo*, 444. The true caoutchouc is furnished by *Siphonia elastica*, a Surinam and Brazilian tree.

GENERA.

§ 1. BUXEJE, Bartl.	<i>Glochidium</i> , Forst.	<i>Menarda</i> , Commers.	<i>Brunsvia</i> , Neck.
<i>Drypetes</i> , Vahl.	<i>Bradleia</i> , Gaertn.	<i>Micranthea</i> , Desf.	<i>Cascarilla</i> , Adans.
<i>Sarcococca</i> , Lindl.	<i>Glochidionopsis</i> , Bl.	<i>Agyneja</i> , L.	<i>Tridesmis</i> , Lour.
<i>Plagianthus</i> , Forst.	<i>Anisonema</i> , Adr. J.	<i>Andrachne</i> , L.	<i>Aroton</i> , Neck.
<i>Thecacoris</i> , Adr. J.	<i>Leptonema</i> , Adr. J.	<i>Telephioides</i> , Moench.	<i>Luntia</i> , Neck.
<i>Adenocrepis</i> , Bl.	<i>Poranthera</i> , Rudge.	<i>Limeum</i> , Forsk.	<i>Cinogasum</i> , Neck.
<i>Pachysandra</i> , Mich.	<i>Cicca</i> , L.	<i>Eraclissa</i> , Forsk.	<i>Crotonopsis</i> , Michx.
<i>Buxus</i> , L.	<i>Cheramela</i> , Rumph.	<i>Arachne</i> , Neck.	<i>Leptomon</i> , Rafin.
<i>Tricera</i> , Schreb.	? <i>Tricarum</i> , Lour.	<i>Cluytia</i> , Ait.	? <i>Friesia</i> , Spreng.
<i>Crantzia</i> , Sw.	<i>Emblica</i> , Gaertn.	<i>Clutia</i> , Boerh.	<i>Adelia</i> , L.
<i>Securinega</i> , Juss.	<i>Kirganelia</i> , Juss.	<i>Altora</i> , Adans.	<i>Bernardia</i> , Houst.
<i>Geblera</i> , F. et M.	<i>Phyllanthus</i> , L.	<i>Cratochwilia</i> , Neck.	<i>Haematosperm urn</i> ,
<i>Savia</i> , Willd.	? <i>Nymphanthus</i> , Lour.	<i>Briedelia</i> , Willd.	Wall.
<i>Actephila</i> , Bl.	? <i>Breynia</i> , Forst.	§ 3. RICINEJK, Bartl.	<i>Baliospermum</i> , Bl.
<i>Leiocarpus</i> , Bl.	<i>Niruri</i> , Adans.	<i>Argythamnia</i> , P. Br.	<i>Spathiostemum</i> , Bl.
<i>Amanoa</i> , Aubl.	<i>Conami</i> , Aubl.	<i>Ateramnus</i> , P. Br.	<i>Acidoton</i> , Sw.
<i>Richeria</i> , Vahl.	<i>Melantbesa</i> , Bl.	<i>Ditaxis</i> , Vahl.	<i>Adriana</i> , Gaudich.
<i>Fliiggea</i> , Willd.	<i>Sauropus</i> , Bl.	<i>Chiropctalum</i> , A. de J.	<i>Adisca</i> , Bl.
§ 2. PHYLLANTHEJE,	<i>Cyclostemon</i> , Bl.	<i>Caperonia</i> , A. St. H.	<i>Cheilosa</i> , Roxb.
Bartl.	<i>Trigostemon</i> , Bl.	<i>Crozophora</i> , Neck.	<i>Rottlera</i> , Roxb.
<i>Epistylum</i> , Sw.	<i>Ryparosa</i> , Bl.	<i>Tournesolia</i> , Scop.	<i>Mallotus</i> , Lour.
<i>Scepasma</i> , Bl.	<i>Xylophylla</i> , L.	<i>Croton</i> , L.	<i>Codiacum</i> , Rumph.
<i>Gynoon</i> , Adr. Juss.	<i>Geneniphyllif</i> , L'Her.	<i>Ricinocarpus</i> , Boerh.	<i>Phyllaurra</i> , Lour.

caoutchouc avoid wounds by it

Gelonium, Roxb.	Siphonia, Rich.	§ 5. HIPPOMANE/B,	§ 6. EUPHORBIEJB,
Erythrocarpus, Bl.	<i>Hevea</i> , Aubl.	Bartl.	Bartl.
Hemicyclia, W. et A.	Mabea, Aubl.	Cnemidostachys, Mart.	Dalechampia, L.
Hisingera, Hell.	Elateriospermum, Bl.	<i>Microstachys</i> , Adr. J.	Anthostema, Adr. J.
Mozinna, Orteg.	Hyaenanche, Lamb.	Sapium, Jacq.	Hendecandra, Eschs.
<i>Loureria</i> , Cav.	<i>Toxicodendron</i> , Thb.	Stillingia, L.	Euphorbia, L.
Amperea, Adr. J.	Garcia, Vahl.	Adenopeltis, Adr. J.	<i>Tithymalus</i> , Tourn.
Ricinocarpus, Desf.	§ 4. ACALYPHEJE, Bart.	Triadica, Lour.	<i>Athymalus</i> , Neck.
<i>Echinospheera</i> , Sieb.	Alchornea, Sw.	Homalanthus, Bartl.	<i>Keraselma</i> , Neck.
<i>Raeperia</i> , Sprang.	<i>Hermesia</i> , Bonpl.	<i>Omalanthus</i> , A. de J.	<i>Treisia</i> , Haw.
Ricinus, L.	Cleidion, Bl.	<i>Carumbium</i> , Rnwdt.	<i>Dactylanthes</i> , Haw.
Janipha, Kunth.	Conceveibum, Rich.	Hippomane, L.	<i>Medusea</i> , Haw.
<i>Manihot</i> , Adans.	Claoxyylon, Adr. J.	Pachystemon, Bl.	<i>Galarrhoeus</i> , Haw.
Jatropha, Kunth.	Erythrochilus, Bl.	Hura, L.	<i>Esula</i> , Haw.
<i>Castiglionia</i> , R. et P.	Macaranga, Pet. Thou.	Gyrostemon, Desf.	<i>Anisophyllum</i> , Haw.
<i>Curcas</i> , Adans.	<i>Panopia</i> , Noronh.	Sebastiania, Spreng.	Pedilanthus, Neck.
<i>Bromfeldia</i> , Neck.	Mappa, Adr. J.	Excaecaria, L.	Monotaxis, Brongn.
Cnidoscopus, Pohl.	Caturus, L.	Gymnanthes, Sw.	Pseudanthus, Sieb.
<i>Jumèvia</i> , Houst.	<i>Galurus</i> , Spreng.	Gussonia, Endl.	
<i>Bivoneea</i> , Rafin.	Acalypha, L.	Baloghia, Endl.	Margaritaria, L. fil.
Adenorhopium, Pohl.	<i>Cupameni</i> , Adans.	Colliguaya, Molin.	Suregada, Roxb.
Elaeococca, Commers.	Mercurialis, L.	Gommia, Lour.	Hexadica, Lour.
<i>Dryandra</i> , Thunb.	Anabaena, Adr. J.	Styloceras, Adr. J.	Homonoia, Lour.
<i>Fernicia</i> , Lour.	Plukenetia, L.	Maprounea, Aubl.	Cladodes, Lour.
Ostodes, Bl.	Tragia, Plum.	<i>Mgopricon</i> , L. fil.	Echinus, Lour.
Aleurites, Forst.	<i>Schorigeram</i> , Adans.	Omphalea, L.	Lascadium, Rafin.
<i>Ambinux</i> , Commers.	Cnesinosa, Bl.	<i>Omphalandria</i> , P.	Synzyganthera, R. et P.
<i>Camirium</i> , Rumph.		Browne.	<i>Didyandra</i> , Willd.
Anda, Pis.		<i>Duchola</i> , Adans.	Peridium, Schott.
<i>Joannesia</i> , Velloz.			Pera, Mut.

ORDER LXXXVII.* EMPETRACEÏE. THE CROWBERRY TRIBE.

EM PETREL, *Nutt. Gen.* 2. 233.; *Don. in Edinb. New Phil. Journ.* (1826); *Hooker in Bot. Mag. t.* 2758. (1827); *Lindley's Synopsis*, 224. (1829); *Bartl. Ord. Nat.* p. 372. (1830); *Arnott in Edinb. Encycl.* 129. (1832).

ESSENTIAL CHARACTER.—*Flowers* unisexual. *Sepals* hypogynous imbricated scales. *Stamens* equal in number to the inner sepals, and alternate with them; *anthers* roundish, 2-celled, the innermost of which are sometimes petaloid, the cells distinct, bursting longitudinally. *Ovary* superior, seated in a fleshy disk, 3- 6- or 9-celled; *ovules* solitary, ascending; *style* 1; *stigma* radiating, the number of its rays corresponding with the cells of the ovary. *Fruit* fleshy, seated in the persistent calyx, 3- 6- or 9-celled; the coating of the cells bony. *Seeds* solitary, ascending; *embryo* taper, in the axis of fleshy watery albumen; *radicle* inferior.—Small acrid *shrubs* with heathlike evergreen *leaves* without stipules; and minute *flowers* in their axils.

AFFINITIES. According to Don this order holds a kind of intermediate place between Euphorbiaceae and Celastraceae, agreeing in habit with the former, especially with Micranthea, and some species of Phyllanthus, more than with the latter. In this view Arnott and Bartling concur. Until lately I had an idea that a relation might be better established with Urticaceae and Myricaceae, but I now feel that I was wrong, and give it up.

GEOGRAPHY. A very small group, comprising a few species from North America, the south of Europe, and the Straits of Magellan.

PROPERTIES. Unknown.

GENERA.

Empetrum, L.
Corema, Don.
Ceratiola, Michx.

ORDER LXXXVIII. STACKHOUSIACEÆ.

STACKHOUSIÆ, *R. Br. in Flinders*, 555. (L814).

ESSENTIAL CHARACTER.—*Calyx* 1-leaved, 5-cleft, equal, with an inflated tube. *Petals* 5, equal, arising from the top of the tube of the calyx; their claws combined in a tube longer than the calyx; their limb narrow, stellate. *Stamens* 5, distinct, unequal (2 alternately shorter), arising from the throat of the calyx. *Ovary* superior, 3- or 5-lobed, the lobes distinct, each with a single erect ovule; *styles* from 3 to 5, sometimes combined at the base; *stigmas* simple. *Fruit* of from 3 to 5, indehiscent, winged, or wingless pieces; *column* central, persistent. *Embryo* erect, in the axis of, and almost as long as, the fleshy *albumen*.—*Herbaceous* plants. *Leaves* simple, entire, alternate, sometimes minute. *Stipules* lateral, very minute. *Spike* terminal, each flower with 3 bracts.

AFFINITIES. Between Celastraceæ and Euphorbiaceæ, according to Brown; from the latter of which they differ in the structure of their fruit, and in the position of their seeds, besides other characters; from the former in the presence of stipules, in the cohesion of the petals in a tube, in the want of a fleshy disk, in the deeply lobed ovary, and so on.

GEOGRAPHY. A few New Holland shrubs compose all that is known of the order.

PROPERTIES. Unknown.

GENUS.

Stackhousia, Sm.

ORDER LXXXIX. FOUQUIERACEÆ.

FOUQUIERACEÆ, *DC. Prodr.* 3. 349. (1828).

ESSENTIAL CHARACTER.—*Sepals* 5, imbricated, ovate, or roundish. *Petals* 5, combined in a long tube, arising from the bottom of the calyx or torus, regular. *Stamens* 10 or 12, arising from the same line as the petals, but distinct from them, exserted; *anthers* 2-celled. *Ovary* superior, sessile; *style* filiform, trifid at the apex; *ovules* numerous. *Capsule* 3-cornered, 3-celled, 3-valved; *valves* bearing the dissepiments in the middle. *Seeds* in part abortive, compressed, winged, affixed to the axis; *embryo* straight, in the centre of thin fleshy *albumen*; *cotyledons* flat.—*Trees* or *shrubs*. *Leaves* entire, oblong, fleshy, clustered in the axil of a spine or a cushion. *Flowers* scarlet, arranged in a terminal spike or panicle.

AFFINITIES. Separated from Portulacaceæ by De Candolle, as he tells us (*Mém. Portul.* 4.), for the following reasons: 1. because the petals cohere in a long tube of the same nature as that of gamopetalous Crassulaceæ: 2. because the capsule consists of three loculicidal cells, that is to say, which separate through the middle, forming three septiferous valves; and, 3. because the embryo is straight, with flat cotyledons, and stationed in the centre of fleshy albumen. They approach the monopetalous Crassulaceæ in the structure of their flower; and Turneraceæ and Loasaceæ in the form of their fruit. *DC*; much more, however, Stackhousiaceæ, and hence the Euphorbial alliance in general which they may be considered to connect with Portulacaceæ in the Silenial alliance,

GEOGRAPHY. All Mexican.

PROPERTIES. Unknown.

GENUS.

Fouquieria, DC.

ORDER XC. CELASTRACEJE.

CELASTRINE.*, *R. Brown in Flinders*, 22. (1814); *DC. Prodr.* 2. 2. (1825); *Ad. Brongniart Mmoire sur les Rhamnées*, 16. (1826); *Lindl. Synops.* 74. (1829).

ESSENTIAL CHARACTER.—*Sepals* 4 or 5, imbricated, inserted into the margin of an expanded torus. *Petals* inserted by a broad base, under the margin of the disk, with an imbricate aestivation. *Stamens* alternate with the petals, inserted into the disk, either at the margin or within it; *anthers* innate. *Disk* large, expanded, flat, closely surrounding the ovary, covering the flat expanded torus. *Ovary* superior, immersed in the disk and adhering to it, with 3 or 4 cells; *ovules* 1- or many-seeded; *ovules* ascending from the axis, attached to a short funiculus. *Fruit* superior; either a 3- or 4-celled capsule, with 3 or 4 septiferous valves; or a dry drupe, with a 1- or 2-celled nut, the cells of which are 1- or many-seeded. *Seeds* ascending, seldom inverted by resupination, either provided with an aril, or without one; *albumen* fleshy; *embryo* straight; *cotyledons* flat and thick, with a short inferior radicle.—*Shrubs*. *Leaves* simple, alternate or opposite. *Flowers* in axillary cymes.

ANOMALIES. Flowers unisexual in *Maytenus*. Petals none in *Alzatea*.

AFFINITIES. Formerly confounded with *Rhamnaceae*, this order was first separated by *Brown*, who distinguished it particularly by the relation which its stamens bear to the petals. It also differs in its imbricated calyx, and in its disk being hypogynous. According to *Brongniart*, *Celastraceae*? have more relation to several orders with hypogynous stamens than to any with perigynous ones, especially to *Malpighiaceae*?, to which they are related through *Hippocrateae*, which are in fact, according to *Brown*, scarcely distinct from *Celastraceae*. *Brong. Mém.* p. 15. Manifestly akin to such genera as *Phyllanthus* in *Euphorbiaceae*.

GEOGRAPHY. Natives of the warmer parts of Europe, North America, and Asia, but far more abundant beyond the tropics than within them; a great number of species inhabit the Cape of Good Hope. Some are found in Chile and Peru, and a few in New Holland.

PROPERTIES. I find little recorded about the properties of the species of this order, except a remark by *De Candolle*, that a decoction of the young branches of *Maytenus* is employed in Chile as a wash for swellings produced by the poisonous shade of the tree *Lithi*. *Essai*, 123. ed. 2.; and a few observations by *Royle* (*Illustr.* p. 167.) He mentions an acrid principle having been detected among the species, which acts with a more or less activity; and the seeds of several yield an oil which is useful for burning. That of *Celastrus nutans* is said in India to be of a stimulant nature, and to be used in medicine. The bark of *Evonymus tingens* is in the inside of a beautiful light yellow colour, similar to that of some species of *Rhamnus*; it is used to mark the *tika* on the forehead of Hindoos, and might be employed as a dye. It is also considered useful in diseases of the eye. The leaves of *Celastrus edulis*, *Kat* of the Arabs, would appear from *Forskahl's* account, to be of a stimulating nature.

GENERA.

<i>Evonymus</i> , L.	<i>Polycardia</i> , Juss.	<i>Pleurostylia</i> , W. et A.	<i>Crocoxylon</i> , Eckl.
<i>Celastrus</i> , L.	<i>Elaodendron</i> , Jacq.	<i>Actegeton</i> , Bl.	<i>Fraunhoferia</i> , Mart.
<i>Catha</i> , Forsk.	<i>Rubentia</i> , Commers.	<i>Kurrimia</i> , Wall.	<i>Microtropis</i> , Wall.
<i>Evonymoideae</i> MaM.	<i>Neerija</i> , Roxb.	<i>Bhesa</i> , Arnott.	<i>Olinia</i> , Thunb. (15)
<i>Hrmkea</i> , R. et P.	<i>Sckrebera</i> , Retz.	<i>Wimmeria</i> , Schlecht.	—————
<i>Maytenus</i> , Feuill.	<i>Portenschlagia</i> , Trat.	<i>Asterocarpus</i> , Eckl.	<i>Alzatea</i> , R. et P.
<i>Cyrilla</i> , L.	<i>Ptelidium</i> , Pet. Thou.	<i>Scytophyllum</i> , Eckl.	<i>Tralliana</i> , Lour.
<i>Mylocaryum</i> , W.	<i>Seringia</i> , Sprng.	<i>Lauridia</i> , Eckl.	<i>Perrottetia</i> , H. B. K.
<i>Cliftonia</i> , Sol.	<i>Dulongia</i> , H. B. K.	<i>Mystroxyton</i> , Eckl.	<i>Schseffera</i> , Jacq.

SUB-ORDER HIPPOCRATEJE.

HIPPOCRATICEJE, *Juss. Ann. Mus.* 18. 483. (1811).—HIPPOCRATEACEA, *Kunth in Humb. N. O. Am.* 5. 136. (1821) ; *DC. Prodr.* 1. 567. (1829).

ESSENTIAL CHARACTER.—*Sepals* 5, very seldom 4 or 6, very small, combined as far as the middle, persistent. *Petals* 5, very seldom 4 or 6, equal, hypogynous? somewhat imbricated in aestivation. *Stamens* 3, very seldom 4 or 5; *filaments* cohering almost as far as the apex into a tube dilated at the base, and forming about the ovary a thick disk-like cup; *anthers* 1-celled, opening transversely at the apex, 2- or even 4-celled. *Ovary* concealed by the tube, 3-cornered, distinct; *style* 1; *stigmas* 1-3; *ovules* erect. *Fruit* either consisting of 3 samaroid carpels, or berried with from 1 to 3 cells. *Seeds* in each cell 4, or more, but definite, attached to the axis in pairs, some of them occasionally abortive, erect, without albumen; *embryo* straight; *radicle* pointing towards the base; *cotyledons* flat, elliptical oblong, somewhat fleshy, cohering when dried.—Arborescent or climbing *shrubs*, which are almost always smooth. *Leaves* opposite, simple, entire or toothed, somewhat coriaceous. *Racemes* axillary, in corymbs or fascicles. *Flowers* small, not shewy.

AFFINITIES. The ternary number of the stamens, along with the quinary number of the petals and sepals, is the prominent characteristic of this sub-order, which was formerly included in Aceraceae by Jussieu, which is placed between Erythoxylese and Marcgraaviaceae by De Candolle, but which is, to all appearance, much more nearly related to Celastraceae, as Brown has remarked; for "the insertion of the ovules is either towards the base, or is central; the direction of the radicle is always inferior." *Brown, Congo*, 427. In fact there seems to be nothing to divide Hippocrateae from Celastraceae except the cohesion of the filaments of the former into a cup. The samaroid fruit, which is so remarkable, and which connects the order with Malpighiaceae, is not universal, but merely characteristic of certain genera. In *Hippocratea ovata* the testa and cotyledons are furnished in the inside with innumerable trachea-like threads; the same economy has been remarked by Du Petit Thouars in the pericarp of *Calypso*. *DC. Prodr.* 1.567. The only similar cases of this curious structure with which I am acquainted are in *Collomia*, in which I have detected it (*Bot. Reg.* fol. 1166.). and in *Casuarina*, in which it has been described: plants having no apparent affinity with Hippocrateae.

GEOGRAPHY. The principal part are South American, about 1-seventh are natives of Africa or the Mauritian Islands, and the same number has been recorded as East Indian.

PROPERTIES. The fruit of *Tonsella* (*Salacia*) *pyriformis*, a native of Sierra Leone, is eatable. It is about the size of a Bergamot Pear; its flavour is rich and sweet. *Hort. Trans.* The nuts of *Hippocratea comosa* are oily and sweet. *Swartz.* 1. 78.

GENERA.

Hippocratea, L.	Salacia, L.	Lacepedea/H. R. K.
Anthodon, R. et P.	Tontelea, Aubl.	Triceraja, Willd.
Anthodus, Mart.	Johnia, Roxb.	Calypso, Thouars.
Raddisia, Leand.	Tonsella, Schreb.	
	Sicelium, P.Browne.	

SUB-ORDER. TRIGONIEJE.

TRIGONIACEJE. *Martins Conspectus*, No. 247. (1835).

The idea of this sub-order (?), which contains at present but the single genus *Trigonias*, originated with Cambessédes, who, in referring (*Fl. Bras, merid.* 2. 113) it to Hippocrates, instead of Polygalaceae, considers it destined to become the type of a new order, allied on the one hand to Hippocratea, and on the other to Leguminosae, with which it has great relationship on account of the number and relative position of the parts of the flower. Von Martius,

in naming the order, places it next Moringaceae; and it is not improbable that there may be some connection between the two.

The following is the character given by Cambesse*des of the genus.

TRIGONIA, *Aubl.*—*Calyx* persistent, more or less deeply 5 parted; the segments rather unequal. *Petals* 5, unequal; the upper larger, gibbous at the base, concave, ascending; the two lateral smaller, flat; the two lowest converging, unequal-sided, keeled. *Stn* mens* 10-12, out of the centre, over against the lower petals; *filaments* combined in a tube which is longitudinally split in front, the 2-4 lateral ones smaller and imperfect; *anthers* fixed by their back, turned inwards, 2-celled, the cells opening by a longitudinal cleft. *Glands* (abortive stamens) 2-4, opposite the upper petal, at the base of the ovary. *Pistil* tree; *style* continuous; *stigma* terminal, 3-lobed; *ovary* 3-celled, with several ovules in each cell; *ovules* attached to the inner angle of the cells. *Capsule* 3-cornered, 3-celled, septicidally 3-valved; the valves forming the partitions by their inflexed edges. *Seeds* attached to a central 3-cornered axis, woolly. *Testa* papery; *albumen* fleshy. *Embryo* central, straight, with a small radicle remote from the hilum; *cotyledons* large, round, flat.—Climbing sarmentaceous *shrubs*. *Leaves* stipulate, opposite, quite entire. *Flowers* racemose; the racemes axillary, or paniced and terminal. *Aestivation* of calyx and petals imbricated. *Stamens* erect in the bud. *Fl. Bras. Merid.* 2. 112.

ORDER XCI. STAPHYLEACEJE. THE BLADDER-NUT TRIBE.

CELASTRINEA, § Staphyleaceae, *DC. Prodr.* 2. (1825).—STAPHYLEACEJE, *Lindl. Synops.* 75. (1829); *Ed. Pr. No.* 97. (1830); *Martius Conspectus*, No. 249. (1835).

ESSENTIAL CHARACTER.—*Sepals*, 5, connected at the base, coloured, with an imbricated aestivation. *Petals* 5, alternate, with an imbricated aestivation. *Stamens* 5, alternate with the petals, perigynous. *Disk* large, urceolate. *Ovary* 2- or 3-celled, superior; *ovules* erect; *styles* 2 or 3, cohering at the base. *Fruit* membranous or fleshy, indehiscent or opening internally, often deformed by the abortion *pi* some of the parts. *Seeds* ascending, roundish, with a bony testa; *hilum* large, truncate; *albumen* none; *cotyledons* thick.—*Shrubs*. *Leaves* opposite, pinnate, with both common and partial stipules. *Flowers* in terminal, stalked racemes.

ANOMALIES. Flowers unisexual in *Turpinia*.

AFFINITIES. Combined with Celastraceae by De Candolle, but distinguished by Ad. Brongniart (*M4m. sur les Rhamndes*, p. 16.), this order appears to me to be essentially characterised by its opposite pinnated stipulate leaves, and to indicate an affinity between Celastraceae and Sapindaceae.

GEOGRAPHY. The very few species which belong here are irregularly scattered over the face of the globe. Of the genus *Staphylea*, 1 is found in Europe, 1 in North America, 1 in Japan, 2 in Jamaica, 1 in Peru; and of *Turpinia*, 1 is Mexican, and 1 East Indian.

PROPERTIES. Unknown.

GENERA.

<i>Staphylea</i> , L.	<i>Turpinia</i> , Venten.
<i>Staphylo dendron</i> , Tourn.	<i>Dalrympelea</i> , Roxb.
? <i>Bumalda</i> , Thunb.	

ORDER XCII. MALPIGHIACEAE.

THE BARBADOES CHERRY TRIBE.

MALPIGHIACEJE, *JUSS. Gen.* 252. (1789); *Ann. Mus.* 18. 479. (1811); *DC. Prodr.* 1. 577. (1824).

ESSENTIAL CHARACTER.—*Sepals* 5, slightly combined, persistent, generally with a definite number of conspicuous glands. *Petals* 5, unguiculate, inserted in a hypogynous disk,

occasionally rather¹, unequal, very seldom wanting. *Stamens* 10, alternate with the petals, seldom fewer, occasionally solitary; *filaments* either distinct, or partly monadelphous; *anthers* roundish. *Ovary* 1, usually 3-lobed, formed of 3 carpels, more or less combined; *styles* 3, distinct or combined; *ovules* suspended. *Fruit* dry or berried, 3-celled or 3-lobed, occasionally 1- or 2-celled by abortion. *Seeds* solitary, pendulous, without albumen; *embryo* more or less curved, or straight; *radicle* short; *lobes* leafy or thickish.—Small *trees* or *shrubs*, sometimes climbing. *Leaves* opposite, scarcely ever alternate, simple, without dots, with stipules mostly. *Flowers* in racemes or corymbs. *Pedicels* articulated in the middle, with 2 minute bracts.

ANOMALIES. Styles sometimes distinct. Leaves in an African species alternate. Petals occasionally wanting.

AFFINITIES. Distinguished from Aceraceae by the unguiculate petals, the glandular calyx, and the symmetrical flowers. Brown remarks, that the insertion of the ovule is always towards its apex, or considerably above its middle; and the radicle of the embryo is uniformly superior, in which point *Banisteria* offers no exception to the general structure, although Gaertner has described its radicle as inferior. *Congo*, 426. The claws to the petals and the samaroid fruit, distinguish the order readily from those in its neighbourhood. Those genera of Hippocrateae, which have a similar fruit, have sessile petals.

GEOGRAPHY. Almost exclusively found in the equinoctial parts of America; of 180 species enumerated by De Candolle, only 5 are East Indian, 1 is found at the Cape, 1 in Arabia, and 5 in equinoctial Africa, or the contiguous islands.

PROPERTIES. Little is known of this subject. The wood of some kinds is bright red. The fruit of many is eaten in the West Indies; the hairs of a few species are painfully pungent. The bark of *Malp. Moureila*, according to Aublet, is employed in Cayenne as a febrifuge. The bark of the *Chapara Manteca*, *Malpighia crassifolia*, is astringent, and is used in infusion or decoction taken inwardly, as an antidote to the Rattlesnake bite. It is also employed successfully as a remedy for abscesses in the lungs. *Edinb. N. Ph. Journal*, June, 1830, p. 169.

GENERA.

§ 1. MALPIGHIEJE, DC. <i>Molina</i> , Cav.	§ 3. BANISTERIE^DC. <i>Banisteria</i> , L.
<i>Malpighia</i> , L.	<i>Platynema</i> , W. et A.
<i>Byrsonima</i> , Rich.	<i>Hiraa</i> , Jacq.
<i>Bunchosia</i> , Juss.	<i>Tristellateia</i> , Pet. Thou.
<i>Galphimia</i> , Cav.	<i>Mascagnia</i> , Berter.
<i>Caucanthus</i> , Forsk.	<i>Zymum</i> , Noronh.
§ 2. HIPTAGEJE, DC.	<i>Thryallis</i> , L.
<i>Hiptage</i> , Gsertn.	<i>Triopteris</i> , L.
<i>Gartnera</i> , Schreb.	<i>Tetrapteris</i> , Cav.
	<i>Vargasia</i> , Bertero.
	<i>Triaspis</i> , Burch.
	<i>Acosmus</i> , Desv.
	<i>Triaspis</i> , Burch.
	<i>Gaudichaudia</i> , H.B.K.
	<i>Acridocarpus</i> , Guill.
	<i>Camarea</i> , A. St. H.
	<i>Anomalopteris</i> , G. Don. <i>T&inetm</i> , Bl.
	<i>Heteropteris</i> , H. B. K.
	<i>Stigmaphyllon</i> , A. de J.
	<i>Tricomaria</i> , Hook.
	<i>Peixotoa</i> , A. de J.
	<i>Fimbriaria</i> , A. St. H.
	<i>Pterandra</i> , A. de J.
	<i>Ancistrocladus</i> , Wall.

SUB-ORDER. ERYTHROXYLEJE.

ERYTHROXYLEJE, *Kunthin Humb. N. G. Am.* 5. 175. (1821); *DC. Prodr.* 1. 573. (1824).

ESSENTIAL CHARACTER.—*Sepals* 5, combined at the base, persistent. *Petals* 5, hypogynous, broad at the base, with a plaited scale there, equal, the margins lying upon each other in aestivation. *Stamens* 10; *filaments* combined at the base into a cup; *anthers* innate, erect, 2-celled, dehiscing lengthwise. *Ovary* 1-celled, or 3-celled, with 2 cells spurious; *styles* 2, distinct; *stigmas* 3, somewhat capitate, or united almost to the point; *ovule* solitary, pendulous. *Fruit* drupaceous, 1-seeded. *Seed* angular; *albumen* corneous; *embryo* linear, straight, central; *cotyledons* linear, flat, leafy; *radicle* superior, taper, straight; *plumule* inconspicuous.—*Shrubs* or *trees*; young shoots often compressed and covered with acute imbricated scales. *Leaves* alternate, seldom opposite, usually smooth; *stipules* axillary. *Flowers* small, whitish or greenish. *Peduncles* with bracts at the base.

AFFINITIES. Separated from Malpighiaceae by Kunth on account of the

appendages of the petals, the presence of albumen, the fruit being often 1-celled by abortion, and the peculiar habit. DC. But there do not appear to be peculiar:

A few are found

in the East Indies, and several in the Mauritius and Madagascar.

PROPERTIES The wood of some is bright red; that of *E. hypericifolium* is reddish brown dye obtained from the bark of *Erythroxyllum suberosum*, called in Brazil *Gallinha choca* and *Mercurio do campo*. PI. Us. 69.

Erythroxyllon Coca is a plant much used by the miners of Peru to its moderate use of the Coca leaf.

See a curious account of this plant in *Hooker's Companion to the Bot. Mag.* vol. 1. p. 161. translated;

GENERA.

- Erythroxyllum, L.
Sethia, H.B.K.

ALLIANCE V. SILENALES.

round mealy albumen; or, if this is not the stem tumid; or with scales replacing leaves

upon rod-like branches. Almost all herbs or small shrubs.

The lowest form of the Syncarpous group; and apparently a degeneration of Malvales, with which the genera accord in the appearance of the Bowers, and sometimes, as in Illecebrace*, developed stipules. The alliance touches closely upon the Gynobaseous Silenaceae, which and Alsiniaceae and Incomplete

= t r a s s b

and without albumen, instead of being rolled round mass of its affinities seems to fix that order where it at present stands.

ORBEBCIII. PORTULACACEJS. THK PURSLANE TBIBE.

PORT 789) in part; V t ^ ^ ^ sent. 42. (1815); ; Lindl. Synops de la Soc. d'Hist. Nat, de Paris, (Aug. 1827).

Petals gene- es want- nUly 5, occasionally 3,4, or 6, eHherdistmctor J ^ W * - * < ^ of the ^xpt ing. Stam<n> insetted along with the pe>>> " <<< " JS into the petals; /Ham<>> * - hyV.gynous, variable in number, iU t e r t l e ^ ^ X i M ^ " u ^ e r i o r, 1 ^ c e l l e d ; < y b t i n c t ! < m < * < < versatile, with 2 c * l l s ^ 0 P ? m " 6 . l e n ^ " ? ; ^ Z d e h i s c i n g e i t h e r t r a n s - > i n g l e , o r n o n e ; s * i f f i n < < s e v e r a l , m u c h * v i d ^ a n f l i C * , n i ^ e n ^ W > n u m e r o u s , i f t h e v e r s c l y o r b y 3 v a l v e s , o c c a s i o n a l l y 1 - s e e d e d a n d i n d e n i s c e n i .

fruit is dehiscent; attached to a central placenta; *albumen* farinaceous; *embryo* curved round the circumference of the albumen, with a long *radicle*.—Succulent *shrubs* or *herbs*. *Leaves* alternate, seldom opposite, entire, without stipules, or sometimes with membranous ones. *Flowers* axillary or terminal, usually ephemeral, expanding only in bright sunshine.

ANOMALIES. Sepals 5 in *Trianthema* and *Cypselea*. Petals sometimes wanting. Ovary half-inferior in some *Portulacas*.

AFFINITIES. Related in every point of view to *Alsinaceae*, from which they scarcely differ except in their perigynous stamens, which are opposite the petals when equal to them in number, and their two sepals; the latter character is not, however, absolutely constant. The presence of scarious stipules in several *Portulacaceae*, although perhaps an anomaly in the order, indicates their affinity with *Illecebraceae*, from which the monospermous genera of *Portulacaceae* are distinguished by the want of symmetry in their flowers, and by the stamens being opposite the petals instead of the sepals. So close is the relationship between these orders, that several of the genus *Ginginsia* in *Portulacaceae* have been referred to *Pharnaceum* in *Illecebraceae*. De Candolle remarks, that his *Ginginsia brevicaulis* resembles certain species of *Androsace*, and that *Portulacaceae* have been more than once compared to *Primulaceae* (*Mém.* p. 14.) ; and the same author states, in another place (*Prodr.* 3. 351.), that the genera with indefinite stamens and hairy axils approach *Cactaceae*, while the apetalous genera tend towards apetalous *Ficoideae* (*Tetragoniaceae*).

GEOGRAPHY. A fourth of the order inhabits the Cape of Good Hope, rather more than another fourth is found in South America, 1 species only in Guinea, 2 in New Holland, 1 in Europe, and the remainder in various parts of the world. They are always found in dry parched places.

PROPERTIES. Insipidity, want of smell, and dull green colour, are the usual qualities of this order, of which the only species of any known use are common Purslane and *Claytonia perfoliata*, which resemble each other in property ; and *Talinum patens* which is used in Brazil for the same purposes as Purslane in Europe. *Fl. Bras. Merid.* 2. 193.

GENERA.

<i>Portulaca</i> , L.	<i>Talinum</i> , Adans.	<i>Portulacarta</i> , Jacq.	<i>Montia</i> , L.
<i>Meridiana</i> , L.	<i>Phemeranthus</i> , Rafn.	<i>Hcenkea</i> , Sdisb.	<i>Leptrina</i> , Rafin.
<i>Lentia</i> , Vand.	<i>Calandrinia</i> , H. B. K.	<i>Uucus</i> , Lozan.	<i>Grahamia</i> , Hooker.
<i>Meridia</i> , Neck.	<i>Cosmia</i> , Domb.	<i>Claytonia</i> , L.	
<i>Anacampseros</i> , Sims.	<i>Pftacosperma</i> , Haw.	<i>Limnia</i> , L.	
<i>Rulin'gia</i> , Ehrh.			

ORDER. XCIV. SILENACEIÆ. THE DIANTHUS TRIBE.

CARYOPHYLLEJÆ, § 5 et 6, *Juss. Gen.* 299. (1789).—SILENEÆ, *DC. Prodr.* 1. 351. (1824) ; *Lindl. Synops.* p. 43. (1829).—SILENEJÆ, *Bartl. Ord. Nat.* 305. (1830).

ESSENTIAL CHARACTER.—*Sepals* 4-5, continuous with the peduncle; cohering in a tube, persistent. *Petals* 4-5, hypogynous, unguiculate, inserted upon the pedicel of the ovary; occasionally wanting. *Stamens* twice as many as the petals, inserted upon the pedicel of the ovary along with the petals; *filaments* subulate, sometimes monadelphous; *anthers* innate. *Ovary* stipitate on the apex of a pedicel (called the gynophore); *stigmas* 2-5, sessile, filiform, papillose on the inner surface. *Capsule* 2-5-valved, either 1-celled or 2-5-celled, in the latter case with aloculicidal dehiscence. *Placenta* central, in the 1-celled capsules distinct, in the 2-5-celled capsules adhering to the edge of the dissepiments. *Seeds* indefinite in number, rarely definite; *albumen* mealy; *embryo* curved round the albumen,

sometimes straight; very rarely spiral, with hardly any albumen; *radicle* pointing to the nilum.—*Herbaceous* plants, occasionally becoming *suffrutescent*. *Stems* tumid at the articulations. *Leaves* always opposite and entire, often connate at the base.

AFFINITIES. On the one hand these plants are allied to Frankeniaceae, with which they agree in their unguiculate petals, bearing processes at their orifice, and in some measure in habit; and on the other to Linaceae, from which they are principally distinguished by their unilocular, or, if plurilocular, several-seeded capsules, albuminous seeds, and tubular calyx. Geraniaceae, Oxalidaceae, Violaceae, and Portulacaceae, are all also allied in many particulars, but they are readily distinguished. Elatinaceae differ in their exalbuminous seeds and capitate stigmas. Macrassa, a genus of mine, which Don states to be the same as Viviania, a neglected genus of Cavanilles (see *Jameson's Journal*, Jan. 1830, p. 70), if really belonging to the order, differs remarkably in the curved embryo lying, according to Hooker, in the midst of fleshy albumen, in its dry persistent petals, and in the veneration of both the calyx and petals; but I incline to think that this remarkable genus indicates the existence of an order allied to Frankeniaceae Geraniaceae or more closely than to Silenaceae.

GEOGRAPHY. Natives principally of the temperate and frigid parts of the world, where they inhabit mountains, hedges, rocks, and waste places. Those which are found within the tropics are usually natives of high elevations and mountainous tracts, almost always reaching the limits of eternal snow, where many of them exclusively vegetate. Some Silenes are scattered in many different parts of the globe. According to the calculation of Humboldt, Silenaceae and Alsineaceae together constitute *fe* of the flowering plants of France, *fa* of Germany, *-j* Lapland, *fa* **f* North America.

PROPERTIES. Remarkable for little except their uniform insipidity. A few, such as the *Dianthus* and *Lychnis*, are handsome flowers; but the greater part are mere weeds. *Saponaria officinalis*, *Gypsophila Ostruthium*, *Achnis dioica*, and *L. cholcedonica*, have saponaceous properties: *Saponaria* has been used in syphilis. A decoction of the root of *Silene virginica* is said to have been employed in North America as anthelmintic. DC.

GENERA.

Drypis, L.	Gypsophila, L.	Cucubalus, L.	Agrostemma, L.
Velezia, L.	Vaccaria, Dod.	Scribaa, Fl. Wett.	Githago, Desf.
Acanthophyllum, Mey.	Rokejeha, Forsk.	Lychnanthus, Gmel.	—
Dianthus, L.	Banffya, Baumg.	Silene, L.	Viviania, Cav.
	Acosmia, Benth.	Lychnis, L.	Macraia, Until.
	Saponaria, L.		Cesarea, Camb.

ORDER XCV. ALSINACEJE. THE CHICKWEED TRIBE.

CARYOPHYLLEJE, § 1, 2, 3, *Juss. Gen.* 299. (1789).—ALSINEJE, *DC. Fl. Franc. Ed.* 3. 4. 766. (1805); *Bartl. Ord. Nat.* 204. (1830); *Fenzl Versuch.* (1833).—CARYOPHYLLEAJ, § ^ . *UQ. Prodr.* 1. 388. (1824).—QUERiACEiE, *DC. Prodr.* 3. 379. (1828).—MINUARTIEJB, *Id.* (1828).

ESSENTIAL CHARACTER.—*Sepals* 4-5, slightly imbricated in aestivation. *Petals* a like number, sessile, often two-lobed, deciduous, occasionally 0; inserted on the outside of * sort of fleshy ring, which is more or less and sometimes very manifestly perigynous. *Stamens* double the petals, seldom a like number, or fewer, inserted into the edge of the fleshy ring; *anthers* incumbent, 2-celled, opening longitudinally, without a connective. *Ovary* 1-celled, many-seeded. *Stigmas* 2-5, linear, long, distinct, sessile, or placed on a

like number of styles. *Capsule* 1. celled, with as many valves as stigmas. *Seeds* indefinite, rarely definite and solitary, reniform or angular, attached to a free central placenta, or to funiculi arising from the base of the cavity. *Embryo* curved round mealy, or somewhat fleshy, albumen; *radicle* next the hilum; *cotyledons* leafy in germination.—*Herbaceous* plants, occasionally rather shrubby with tumid joints to the stem. *Leaves* opposite, undivided, often connate at the base. *Stipules* 0.

AFFINITIES. Principally known from Silenaceae by the 5-leaved calyx, and sessile petals; known from Illecebraceae by nothing but the want of stipules; all the stipulate plants formerly placed here must consequently be transferred to Illecebraceae.

GEOGRAPHY. Found in the cool and temperate parts of the world, especially in mountainous tracts.

PROPERTIES. None.

GENERA.

Hymenella, DC.	Alsinella, Benth.	Eremogone, Fenzl.	c. Schizotechium, Fenzl.
Triplateia, Bartl.	Dolophragma, Fenzl.	Strepthodon, Ser.	
Buffonia, L.	Honkenya, Ehr.	Cerastium, L.	Larbrea, A. St. H.
Sagina, L.	<i>Halianthus</i> , Fries.	Esmarckia, Rchb.	Malachium, Fries.
Colobanthus, Bartl.	<i>Adenarium</i> , Raf.	b. Mcenchia, Ehr.	Spergella, Rchb.
Cherleria, Haller.	Merckia, Fisch.	Holosteum, L.	Spergulastrum, Mx.
Siebera, Rchb.	Arenaria, L.	Odontostemma, Benth.	<i>Mieropetalon</i> , Pers.
<i>Somerauera</i> , Hopp.	Sabularia, Rchb.	Brachystemma, Don.	Schiedea, Cham.
Alsine, Wahl.	Mbhringia, L.	Stellaria, L.	Dichoglottis, F. et M.
b. Minuartia, Lcefl.	Heterochroa, Bunge.	b. Leucostemma, Benth.	Adenonema, Bge.
c. Queria, id.	Gouffea, Rob. et Cast.		

ORDER XCVI. TAMARICACEJE. THE TAMARISK TRIBE.

TAMARISCINEJE, *Desvaux*, in a Dissertation read before the French Institute (in 1815), according to the *Ann. Sc. Nat.* 4. 344. (1825); *A. St. Hil. Mém. Mus.* 2. 205. (1816); *Ehrenb. in Annales des Sciences*, 12.68. (1827); *DC. Prodr.* 3. 95. (1828); *LindU Synops.* 61. (1829).

ESSENTIAL CHARACTER.—*Calyx* 4- or 5-parted, persistent, with an imbricated aestivation. *Petals* inserted into the base of the calyx, withering, with an imbricated aestivation. *Stamens* hypogynous, either equal to the petals in number, or twice as many, distinct or monadelphous. *Ovary* superior; *style* very short; *stigmas* 3. *Capsule* 3-valved, 1-celled, many-seeded; *placenta* 3, either at the base of the cavity, or along the middle of the valves. *Seeds* erect or ascending, comose; *albumen* none; *embryo* straight, with an inferior radicle.—*Shrubs* or *herbs*, with rod-like branches. *Leaves* alternate, resembling scales, entire. *Flowers* in close spikes or racemes.

AFFINITIES. According to De Candolle (*Prodr.* 3. 95.), who places the order among those with perigynous stamens, it is related to Portulacaceae (or Illecebraceae), on account of the resemblance between its flowers and those of *Telephium*; but it differs in the parietal exalbuminous comose seeds. Also allied to Lythraceae and Onagraceae, but different from the former in the imbricated aestivation, the petals arising from the bottom of the calyx, and parietal seeds; and from the latter in the superior ovary, and the imbricated aestivation of the calyx. Ehrenberg asserts the order to have hypogynous stamens (*Ann. des Sc.* 12. 77.), and this agrees with my own observations. The same botanist, in separating the *Tamarix songarica* of Willdenow from Tamaricaceae, and referring it to the vicinity of Reaumuria, establishes the affinity of Tamaricaceae to Reaumuriaceae. In many respects it is very like Frankeniaceae. In the midst of all these conflicting affinities and analogies, it seems

most advisable to keep the order near Illecebraceæ with which it accords in its syncarpous unilocular, often 3-valved fruit, and scale-like leaves.

GEOGRAPHY. Exclusively confined to the northern hemisphere, and even to its eastern half, that is, to the old world, on which the species extend as far as the Cape de Verdes. They usually grow by the sea-side, but occasionally by the edges of rivers and torrents. The maximum of species and of individuals also is found in the basin of the Mediterranean. The order is bounded on the south by the 8° or 9° parallel of N. lat., and on the north by 55° in Siberia, Germany, and England. *Ehrenb.*

PROPERTIES. The bark is slightly bitter, astringent, and probably tonic. *T. gallica* and *africana* are remarkable for the quantity of sulphate of soda which their ashes contain, *DC.* Ehrenberg found that the Manna of Mount Sinai is produced by a variety of *Tamarix gallica*. This substance, being analysed by Mitscherlich and Ginou, is found to contain no crystallisable Mannite, but to consist wholly of pure Mannite. The galls of *T. indica*, *T. tinctoria*, *T. paras* and *orientalis* are used both in medicine and in dyeing. *Royle.*

GENERA.

- | | |
|------------------|-------------------|
| Tamarix, L. | Bromnia, J. R. K. |
| Myricaria, Desv. | Trichaurus, Arn. |

ORDER XCVII. ILLECEBRACEÆ. THE KNOT-GRASS TRIBE.

HERNIARIA, Cat. Hort. Par. (1777).—ILLECEBRACEÆ, R. Brown Prodrorus, 413. (1810); Lindl. Synops. 60. (1829).—PARONYCHIEÆ, Aug. St. Hil. Mém. Plac. lib. p. 56. (1815); Juss. Mém. Mus. 1. 387. (1815); DC. Prodr. 3. 365. (1828); Mémoire sur les Paronyck. (1829); Bartl. Ord. Nat. p. 301. (1830).

ESSENTIAL CHARACTER.—Sepals 5, seldom 3 or 4, sometimes distinct, sometimes cohering more or less. Petals minute, inserted upon the calyx between the lobes, occasionally wanting. Stamens perigynous exactly opposite the sepals, if equal to them in number, sometimes more numerous; filaments distinct; anthers rarely 3-celled, with 1 or more orules, superior; styles 2-5, rarely 3-celled, with 1-celled, rarely 3-celled, either free or adnate. Fruit small, dry, 1-celled, numerous, upon a free central placenta, or base of the cavity of the ovary.

the fruit; albumen to the embryo. often falcated, shrubby branching plants, with opposite or verticillate leaves and scarious stipules. Flowers minute, with scarious bracts.

AFFINITIES. Very near Portulacaceæ, Amarantaceæ, and Alsinateæ, from which they are distinguished with difficulty. By excluding Scleranthaceæ, which I consider, with Brown, a distinct order, their scarious stipules will distinguish them from the Silenaceæ and Alsinateæ; and there is scarcely any other character that will; for there are Alsinateæ that have perigynous stamens, as *Larbrea* and *Honkenya*, and Illecebraceæ which have hypogynous ones, as *Polycarpæa*, *Stipulicida*, and *Ortegia*. From Portulacaceæ they are scarcely to be known with absolute certainty, except by the position of the stamens before the sepals instead of the petals, and the number of the sepals. With Crassulaceæ, particularly *Tillæa*, they agree very much in habit, but their concrete carpels will always distinguish them. De Candolle comprehends in the order various plants which have not stipules; but as the latter organs seem to be an essential part of the character, I should exclude his *Queriacæ*, and *Minuartiæ*, which will be reduced to Alsinateæ. According to Cambes-

sides, in the *Flora Brasilia Merid.* (2. 175), the genus *Spergularia*, in which the petals and stamens are very often perigynous, the styles sometimes consolidated at their base, and the stamens 5 in number, establishes a passage between Alsinae and Illecebraceae, and tends to confirm the opinion of Bartling who considers these two orders as belonging to the same alliance.

GEOGRAPHY. The south of Europe and the north of Africa are the great stations of the order, where the species grow in the most barren places, covering with a thick vegetation soil which is incapable of bearing any thing else. A few are found at the Cape of Good Hope; and North America, including Mexico, comprehends several.

PROPERTIES. A trace of astringency pervades the order, and is the only sensible property that it is known to possess.

GENERA.

§ ILLECEBREI E. Bart.	Arversia, Camb.	Polycarpaea, Lam.	Pharnaceum, L.
Herniaria, L.	Cardionema, DC.	<i>Hagfra</i> , Vent.	Mollugo, L.
Gymnocarpum, Forsk.	Pollichia, Sol.	Mollia, Willd.	Adenogramma, Rchb.
Anychia, Michx.	<i>Neckeria</i> , Gmel.	Lahaya, R. et S.	Physa, Pet. Thou.
Polpoda, Presl.	<i>Meerhurgia</i> , Moench.	? <i>Pplia</i> , Lour.	Aylmeria, Mart.
Stuedelia, Presl.	§ 2. SPERGULEJE, Bartl.	Spergula, L.	§ 4. TELEPHIEJE, DC.
Dicarpaea, Presl.	Cerdia, Fl. Mex.	<i>Stipularia</i> , Haw.	Corrigiola, L.
Hapalasia, Wall.	Loeflingia, L.	<i>Lepigonum</i> , Fries.	Telephium, L.
Illecebrum, L.	Ortega, Lcefl.	Drymaria, Willd.	Limeum, L.
Paronychia, Juss.	Cypselea, Turp.	Spergularia, Pers.	—————
Plottzia, Amott. (16)	<i>Radiana</i> , Rafin.	§ 3. MOLLITGINEE,	Cometes, Burm.
Pentacaena, Bartl.	Polycarpon, Lcefl.	Bartl.	<i>Saltia</i> , R. Br. ohm.
<i>Acanthonychia</i> , DC.	Stipulicida, Michx.	Ginginsia, DC.	Pteranthus, Forsk.
Balardia, Camb.			

GROUP VI. Gnobageo\$tae.

ESSENTIAL CHARACTER.—*Carpels* seldom or ever exceeding 5, always in a single whorl diverging at the base and separated by the interposition of a conical gynobase which throws them into an oblique position. *Stamens* in most cases distinct from the calyx. *Flower** rarely unisexual.

In most cases this gynobasic structure is exceedingly obvious, especially after the ovary is a little advanced towards maturity; for then the obliquity of the cells or carpels becomes more apparent. Very often the gynobase is excessively enlarged or lengthened, as in *Ochna* and *Geraniales*; sometimes it remains as a column, from which the carpels separate, as in *Rutaceae*; sometimes it is merely a short cone, round which the carpels are placed, as in *Coriales*. Nevertheless, instances occur in which plants not belonging to this group may, by the inexperienced botanist, be confounded with it; these mostly occur in *Malvaceae*, *Rosaceae* and *Euphorbiaceae*. The instances of an approach to a gynobasic structure in *Malvaceae* and *Rosaceae* are chiefly those where a considerable number of carpels are placed round a fleshy axis; the number will in such cases prevent any error being committed, for no Gynobaseone order him more than S carpelN, except accidentally. *Euphorbiuocsc*, which are much more like gynobasic plants, and which, in fact, constitute PT approach to *Rutales*, are known by their completely unisexual flowers, and by their carpels being in no degree *obliquely* fitted to the central column.

ALLIANCE I. RUTALES.

ESSENTIAL CHARACTER.—*Style* single; or if it is ever divided into several pieces, then the leaves are marked with pellucid dots.

h dotted leaves sufficiently mark the genera of this alliance; for the sake of Ochnaceae, Zygophyllaceae, &c. it is necessary to add the character which is common to the whole alliance, single up to the point. The Floerkeal alliance, in the last circumstance, has its fruit divided into deep lobes, as to the Boraginaceae, Moreover, the general character of Rutales is fleshy, Floerkeales are soft herbs, and their gynobase is never cultivated. Rutales connect the Syncarpous alliance and this by *bi*ebalium, which has quite the appearance of a Croton in Euphor-

ORDER XCVIII. OCHNACEAE.

OCHNACE*, DC. *Ann. Mas.* 17. 398. (1811); *Prodr.* 1. 735, (1824).

CHARACTER.—*Sepals* 5, persistent, imbricated in estivation. *Petals* hypogynous, definite, sometimes twice as many as the sepals, deciduous, spreading, imbricated in estivation. *Stamens* 5, opposite the sepals, or 10, or indefinite in number, arising from the base of the petals, lying upon an enlarged, tumid, fleshy disk (the gynobase); the carpels combined in one; *ovule* erect. *Fruit* composed of as many pieces as there were carpels, somewhat drupaceous, 1-seeded, articulated with the gynobase, which grows to their growth. *Seeds* without albumen; *embryo* straight; *radicle* short; *cotyledons* 2. *Trees* or more generally *under-shrubs*, sometimes downy, having *stipules* at the base. *Leaves* alternate, simple, entire, or toothed, with 2 stipules at the base, usually in racemes, with an articulation in the middle of the pedicels.

APPINITIES, Very near Rutaceae, from which they are distinguished by the erect ovules, the dehiscence of their anthers, and many more characters. They are to Polypetalous plants what Labiatae and Boraginaceae are to nometalous.

GEOGRAPHY. Found in tropical India, Africa and America, *Walkera serrata* has a bitter root and leaves, and is employed in Malabar, in decoction in milk or water, as a tonic, stomachic, and emetic. The bark of *Ochna hexasperma* is used in Brazil as a cure of the *ask*. Produced in cattle by the punctures of insects. It probably acts as an *astr*igent. *PL Usuelles*;**.

GENERA.

§ 1. OCHNACE*, DC.	<i>Gomphia</i> , Schreb.	<i>Walkera</i> , Schreb.	§ 2. CASTELEJE, DC.
<i>Ochna</i> , L.	<i>Curatea</i> , Aubl.	<i>Meesia</i> , Gsertn.	<i>Castelea</i> , Turp.
<i>Diporidium</i> , Bartl.	<i>Correia</i> , Velloz.	? <i>Euthemis</i> , Jack.	<i>Elvasia</i> , DC.

ORDER XGIX. SIMARUBACEAE. THE QUASSIA TRIBE.

SIMARUBACEAE, *Rich. Anal. de Fr.* 21. (1808).—SIMARUBEJE, DC. *Diss. Ochn. Ann. Miu.* 7. 323. (1811); *Prodr.* I. 733. (1824); *Adrien de Juss. Rutacées*, 129. (1825).

CHARACTER.—*Flowers* hermaphrodite, or occasionally unisexual. *Calyx* in 4 or 5, *Petals* the same number, longer, either spreading or combined in a tube; *estivation* twisted. *Stamens* twice as many as the petals, each arising from the back of a

hypogynous scale. *Ovary* 4- or 5-lobed, placed upon a stalk from the base of which the stamens arise, 4- or 5-celled, each cell with 1 suspended ovule; *style* simple; *stigma* 4- or 5-lobed. *Fruit* consisting of 4 or 5 drupes arranged around a common receptacle, indehiscent. *Seeds* pendulous, with a membranous integument; *embryo* without *albumen*; *radicle* superior, short, drawn back within the thick cotyledons. *Trees* or *shrubs*. *Leaves* without stipules, alternate, occasionally simple, most usually compound without dots. *Peduncles* axillary or terminal. *Flowers* whitish, green, or purple. The different parts bitter.

AFFINITIES. Akin to Zygophyllaceae in their stamens inserted upon hypogynous scales, and to Ochnaceae in their deeply-lobed ovary, or nearly separate ovaries; from these latter they are distinguished by their want of a succulent disk, their suspended not erect ovules, and their anthers bursting by longitudinal slits, not by terminal pores. A. de Jussieu says, "They are known from all Rutaceous plants by the co-existence of these characters; namely, ovaries with but one ovule, indehiscent drupes, exalbuminous seeds, a membranous integument of the embryo, and by the radicle being retracted within thick cotyledons."

GEOGRAPHY. All natives of tropical America, India, or Africa, with the exception of 1 Nipal plant.

PROPERTIES. All intensely bitter. The wood of Quassia is well known. A plant called Para'iba in Brazil, the Simaruba versicolor of St. Hilaire, possesses such excessive bitterness that no insects will attack it. • Specimens of it placed among dried plants which were entirely devoured by the larvae of a species of Ptinus, remained untouched. The Brazilians use an incision in brandy as a specific against the bite of serpents, and also employ it with very great success to cure the lousy diseases to which people are subject in those countries. *Tl. Usuettes*, no 5.

GENERA.

Quassia, L.	Zwingera, Schreb.	Locandi, Adans. •	Mauduyta, Comm.
Simaruba, Aubl.	Phyllostemma, Neck.	Vittmairin, Vahl.	Nima, Hamilt.
Simaba, Aubl.	Samadera, Gsertn.	Niota, Lam.	Harrisonia, R. Br.
Aruba, Aubl.	Sam an dura, L.	Biporeia, Pet. Thou.	

ORDER C. RUTACEÆ. THE RUE TRIBE.

RUT*, *JUSS. Gen.* 296. (1789) in par*.—RUTACEJÆ, *DC. Prodr.* 1. 709. (1824).—RUTE*, *Adriende Juss. Rutactes*, 78. (1825); *Aug. de St. Hilaire Fl. Bras. Mer.* 1.93. (1825).—DIOSMEÆ, *R. Brown in Flinders*, (1814); *Ad. de Jussieu Rutactes*, 1. 83. (1825).—FRAXINELLE-S, *Nees and Martius Nov. Act. Bonn.* 11. 149. (1823).—CUSPARIÆ, *DC. Mem. Mus.* 9.141. (1822); *Prodr.* 1. 729. (1824), a § o/Rutaceae.

ESSENTIAL CHARACTER.—*Flowers* hermaphrodite, regular or irregular. *Calyx* in 4 or 5 divisions. *Petals* either as many as the divisions of the calyx, distinct, or combined into a kind of spurious monopetalous corolla, or occasionally wanting; (*Estivation* for the most part twisted-convolute, very rarely somewhat valvular. *Stamens* equal in number to the petals, or twice or thrice as many, or even fewer in consequence of abortion, hypogynous, very rarely perigynous, placed on the outside of a disk or cup surrounding the ovary, and either free or combined with the base of the calyx, or sometimes obsolete." *Ovary* sessile or stalked, its lobes equal to the number of petals, or fewer; *ovules* twin and collateral, or one above the other, rarely 4, seldom more; *style* single, occasionally divided towards the base into as many parts as there are lobes of the ovary; *stigma* simple or dilated. *Fruit* consisting of several capsules, either cohering firmly or more or less distinct. *Seeds* twin or solitary, with a testaceous integument; *embryo* with a superior *radicle*] which is either straight or oblique, and *cotyledons* of variable form; *albumen* present or absent.—*Trees* or *shrubs*, very rarely *herbaceous* plants. *Leaves* without stipules, opposite or alternate, sim-

pie or pinnate, covered with pellucid resinous dots. *Flowers* axillary or terminal. All the parts aromatic.

ANOMALIES. Some of the genera are monopetalous, others have the carpels in great part distinct. *Empleurum* has no petals. *Dictamnus* and some others have irregular flowers and more ovules than 2. According to Brown, there is a New Holland genus, with perigynous stamens, 10 segments of the calyx, 10 petals* and indefinite stamens.

AFFINITIES. There are two principal divisions in this order; the one *Ruteae* proper, which have seeds containing albumen, and a fruit the sarco-carp of which is said not to separate from the endocarp; the other *Diosmeae*, whose seeds have no albumen, and whose sarcocarp and endocarp divide into distinct bodies when the fruit is ripe. But Aug. de St. Hilaire (*Fl. Bras.* 1. 74.) suspects that those two parts are equally separable in *Ruteae*, and that the specimens in herbaria which have been found otherwise were gathered before their fruit was quite ripe. At all events the difference is too slight for the character of an order; and the absence or presence of a small quantity of albumen can no longer be insisted upon now that so many cases of its absence or presence in the same order are known; indeed, *Hortia*, a *Diosmeous* genus, has albumen, according to Aug. de St. Hilaire. *Ruteae* are allied to *Zygophyllaceae* through *Peganum*, which A. de Jussieu actually stations here, although its stipulate leaves, destitute of pellucid dots, seem to determine its greatest affinity to be with *Zygophyllaceae*. A. de Jussieu, from whose excellent memoir upon *Rutaceae* I have borrowed the greater part of my remarks upon *Rutaceae*, *Zygophyllaceae*, *Xanthoxylaceae*, and *Simarubaceae*, speaks thus of *Diosmeae*. (*Mém.* p. 19.) :—

"*Diosmeae* are a group to which Mr. Brown gives that name, with the exception, however, of some of the genera which he refers to it; and they are that by the characters of which botanists have generally defined *Rutaceae*. ** is not necessary to describe the floral envelopes, the stamens, the disk, or the structure of the seed, because these parts vary according to the sections, which are in part characterised by their differences, and they will be better examined in their respective places. But it is important to understand the ovaries, and especially the pericarp, the structure of which is very characteristic, and the ovaries, whether combined by their central axis, or more or less distinct, always contain 2 ovules; if 4, or sometimes but 1 are found, this occurs only in genera stationed at the extreme limits of the group. They are collateral, or 5^e frequently placed one above the other, and then one is usually ascending, & the other suspended. This position, which at first sight appears singular, is very natural; for the ovary is usually pierced by the vessels of the style only in the middle, and it is at that point that the two ovules are inserted, at nearly the same height. If, therefore, they are placed one above the other, it is indispensable that one should ascend, and the other descend. These ovules may be considered peritropal, rather than either ascending or suspended, or, in other terms, attached by their middle rather than by either extremity." If the ovary of a *Diosmea* is divided across, its coat will be found to consist of two layers, the outer rather the most fleshy, and the inner thin or almost absent on the side next the axis, the side which is traversed from bottom to top by the vessels of the peduncle. These vessels, at a certain height, meet the style, either at the point of its insertion or below it; united to the pericarp the cavity of the cell, the shell of which they pierce, the funiculi, to which the ovules are attached. Thus far the structure is little different from that of other *Rutaceous* plants. But as the ovary advances towards the state of fruit. The endocarp hardens by degrees, and at the same time separates from the sarcocarp. Its form resembles that of a bivalve shell, and may be more especially compared to that of a mussel; it presents two extremities, one superior, the

other inferior, two lateral faces which are more or less convex, and two edges more or less acute, which unite them, the one external, the other internal. The two valves are woody and touch at the edges, except perhaps at a part of their inside where they are separated; this space is filled by a membrane which passes from one to the other: it is either slightly fleshy, or, which is more common, extremely thin, thickened in the middle by the passage of the vessels of the seed which penetrate it; and as, after having pierced it, they are almost immediately inserted into the seed, the latter appears to be actually borne by the membrane itself. When the fruit is perfectly ripe, the sarcocarp of each cell opens from above inwards, following a longitudinal-furrow, which had become visible some time previously. Its inner surface is seen to be covered by projecting lignified vessels, which are directed obliquely from the inner edge towards the outer, and are indicated externally by some transverse projections. The endocarp is loose in the inside of the shell, unless at its membrane, by means of which it continues to preserve some degree of adhesion with the other parts; but it soon opens, the two valves separate in different directions, and force out the seeds. When this separation takes place, the membrane is torn all round, and either falls away or sticks to the seed. In the latter case it is found attached to the hilum, if one seed only has ripened; but then in removing it, the remains of the abortive ovule may be found on one side. If both seeds have arrived at maturity, they are usually seen one resting on the other by their contiguous flattened extremities, and the membrane extends along their inner edge, being enlarged at their point of contact, where two transverse prolongations are perceptible."

The same author then proceeds to point out the inaccuracy of calling, with some, this endocarp an aril—a name which, as Auguste de St. Hilaire somewhere remarks, has been applied to as many different things as the Linnean term nectarium; or, applying with others the same name to the persistent membrane.

Diosmeae differ from Ruteae not only in the remarkable structure of their fruit, but also in having two ovules in each cell, and exalbuminous seeds; with Humiriaceae they have an analogy through the tribe called Cuspariase, some of which have monadelphous stamens; with Aurantiaceae they agree in their dotted leaves, definite stamens, occasional production of double embryos, fleshy disk, and sometimes in habit in the tribe of Cuspariaceae. Xanthoxylaceae and Simarubaceae accord with them in a multitude of points. See further Aug. de St. Hilaire *FL Bras. Merid.* 1. 94., especially for what concerns the genera.

GEOGRAPHY. Ruteae are found in the south of Europe, whence they extend in our hemisphere as far as the limits of the Old World, following the southern part of the temperate zone, and very rarely advancing within the tropics. *Ad. de J.* Of Diosmeae, one genus, Dictamnus, is found in the south of Europe. The Cape of Good Hope is covered with different species of Diosma and nearly allied genera; New Holland abounds in Boronias, Phebaliums, Correas, Eriostemons, and the like; great numbers inhabit the equinoctial regions of America.

PROPERTIES. Ruteae are characterised by their powerful odour and their bitterness; they act principally on the nerves. Common Rue, and another species, are said to be emmenagogue, anthelmintic, and sudorific. The Diosmas, or Bucku plants, of the Cape, are well known for their powerful and usually offensive odour; they are recommended as antispasmodics. The American species possess, in many cases, febrifugal properties. There is an excellent bark of this nature, used by the Catalan Capuchin friars of the missions on the river Carony in South America, called the Quina de la Guayna, or de la Angostura, or Angostura bark: this, which has been successively ascribed to Brucea

ferruginea and two species of Magnolia, is now known to be the produce of *Cusparia febrifuga* (*Bonplandia trifoliata* W.), a plant of this family. *Humb. Cinch. For.* p. 38. *Eng. ed.* *Evodia febrifuga*, one of the Quinas of Brazil, has a bark so powerfully febrifugal as to compete with that of *Cinchona*. A bark much spoken of by the miners of Brazil, under the name of *Casca de la-rangeira da terra*, and in which Cinchonine was detected by Dr. Gomez, probably belongs to this tree. *Pl. Usuelles*, no. 4. One of the Quinas of Brazil is the *Ticorea febrifuga* : its bark is a powerful medicine in intermittent fevers. *Ibid.* 16. *Hortia Braziliiana* possesses similar properties, but in a less degree. *Ibid.* 17. An infusion of the leaves of *Ticorea jasminiflora* is drunk in Brazil as a remedy for the disease called by the Brazilian Portuguese *Bobas*, and by the French *Frambaesia*. *A. St. Hil. Hist.* 141. *Dictamnus* abounds in volatile oil to such a degree, that the atmosphere surrounding it actually becomes inflammable in hot weather. Its root was formerly esteemed as a sudorific and vermifuge.

GENERA.

§ 1. RUTEJE, A. de J.	Barosma, Willd.	Evodia, Forst.	<i>Obentonia</i> , Velloz.
Ruta, L.	<i>Baryosma</i> , R. et S.	Esenbeckia, H. B. K.	<i>Raputia</i> , Aubl.
Aplophyllum, A. de J.	<i>Parapetalifera</i> , Wen.	<i>Polembryum</i> , Ad. J.	<i>Sciuris</i> , Schreb.
Boeninghausenia,	<i>Hartogia</i> , Berg.	Geijera, Schott.	<i>Pholidandra</i> , Neck.
Reichenb.	Macrostylis, Bartl.	Colythrum, Schott.	Diglottis, Nees.
Cyminosma, Gaertn.	Calodendron, Thunb.	Metrodorea, A. St. H.	Erythrochiton, Nees.
<i>Jambolifera</i> , L.	<i>Pallasia</i> , Moutt.	Pilocarpus, Vahl.	Ticorea, Aubl.
<i>Gela</i> , Lour.	Empleurum, Soland.	Hortia, Vand.	<i>Ozophyllum</i> , Schreb.
<i>Acronychia</i> , Bl.	B. Boroniese, A.deJ.	Choysia, H. B. K.	<i>Sciuris</i> , Nees.
§ 2. DIOSME/E, A. deJ.	Correa, Sm.	D. Cuspariae, A.deJ.	Monniera, Aubl.
A. Genuine.	<i>Antomarchia</i> , Colla.	Spiranthera, A. St. H.	<i>Anbletia</i> , Rich.
Euchaetis, Bartl.	<i>Mazeutoxeron</i> , La B.	<i>Terpnanthus</i> , Nees.	? <i>Monodynamus</i> , Pohl.
Diosma, L.	Diplolaena, R. Br.	Almeida, A. St. H.	E. Dictamnex, A. de J.
<i>Hamkea</i> , Schmidt.	Phebalium, Vent.	<i>Aruba</i> , Nees.	Dictamnus, L.
Coleonema, Bartl.	Philotheca, Rudg.	Galipea, Aubl.	<i>Fraxinella</i> , Tourn.
Acmadenia, Bartl.	Crowea, Sm.	<i>Cusparia</i> , Humb.	—————
Adenandra, Willd.	Eriostemon, Sm.	<i>Bonplandia</i> , W.	Picrasma, Bl.
Gtorfti/l Wend.	Boronia, Sm.	<i>Angostura</i> , BR et S.	Guindilia, Gill.
<i>Okenia</i> , Dietr.	Zieria, Sm.	<i>Conchocarpus</i> , Mik.	Philagonia, Bl.
	C. Pilocarpeae, A.deJ.	<i>Ravia</i> , Nees.	Juliania, Lex. et LI.
	Melicope, Forst.	<i>Lasiostemon</i> , Nees.	
	<i>Entoganum</i> , Banks,		

ORDER CI. ZYGOPHYLLACEÆ. THE BEAN CAPERWRIBE.

ZYGOPHYLLACEÆ, R. Brown in Flinders, (1814); DC. Prodr. 1. 703. (1824) ; Adrien de Juss. *Rutac6es,6l.* (1825).

ESSENTIAL CHARACTER.—Flowers hermaphrodite, regular. Calyx divided into 4 or 5 little longer, in aestivation, which is usually convolute, at first very short and double the number of the petals, dilated at the base, sometimes naked, with glands or a short sinuous disk, more or less deeply 4- or 5-furrowed, with ovules iii each cell 2 or more, attached to the inner angle, pendulous, obovate, usually with 4 or 5 furrows; stigma simple, or with 4 or 5 angles or wings, bursting by 4 or 5 valves, the dissepiments in the middle, or into as many close cells; the sarcocarp not separable from the endocarp. Seeds usually fewer than the ovules, either com- dry, or ovate and smooth, with a thin herbaceous integument, and radicle superior; cotyledons foliaceous; albumen whitish, between horny agmous, in Tribulus wanting. Ad. J.—Herbaceous plants, shrubs, or trees, with a

very hardwood, the branches often articulated at the joints. *Leaves* opposite, with stipules, very seldom simple, usually unequally pinnate, not dotted. *Flowers* solitary, or in pairs or threes, white, blue, or red, often yellow.

ANOMALIES. Ovules occasionally erect. Tribulus has the fruit separating into spiny nuts, with transverse phragmata, and no albumen. Melianthus has very irregular flowers.

AFFINITIES. Nearly related to Oxalidaceae, from which, however, they are distinguished by a multitude of characters. With Simarubaceae they accord in the stamens springing from the back of a hypogynous scale; a structure well worth more attentive consideration than it has yet received. Something analogous to it will be found in Silenaceae. Adrien de Jussieu also observes that the petals are remarkable for their being, in an early state, minute and hidden by the calyx, which they only exceed about the time of flowering, while in other Rutaceous orders the petals are always larger than the calyx. The distinguishing characters in the vegetation or habit of this order are, the leaves being constantly opposite, with lateral or intermediate stipules, being generally compound, and always destitute of the pellucid glands which universally exist in true Rutaceae. *Brown in Denham, 26.* It is also a very common character of the order to have the radicle at that extremity of the seed which is most remote from the hilum; but this, which is of great importance in many natural families, is of less value in Zygophyllaceae. (See many good remarks upon this subject in *Brown's Appendix to Denham, p. 27.*)

GEOGRAPHY. Guaiacum, Porlieria, and Larrea, are peculiar to America. Fagonia is distributed over the south of Europe, the Levant, Persia, and India. Zygophyllum inhabits the same regions, and also the south of Africa, and is represented in New Holland by Røpera. Tribulus is found in all the Old World within the tropics, or in countries bordering upon them. *Ad.deJ.* Melianthus, a most anomalous genus, is remarkable for being found both at the Cape of Good Hope and in Nipal, without any intermediate station.

PROPERTIES. Zygophyllum Fabago is sometimes employed as an anthelmintic. The ligneous plants of the order are remarkable for the extreme hardness of their wood. All the Guaiacums are well known for their exciting properties; the bark and wood of Guaiacum sanctum and officinale have a somewhat bitter and acrid flavour, and are principally employed as sudorifics, diaphoretics, or alteratives; they contain a particular matter often designated as resin or gum-resin, but which is now considered a distinct substance, called Guaiacine. *DC.* Porlieria hygrometrica has similar properties. The wood of Guaiacum officinale, or Lignum vitae, is remarkable for the direction of its fibres, each layer of which crosses the preceding diagonally; a circumstance first pointed out to me by Professor Voigt.

GENERA.

§ 1. TRIBULIÆ de J.	§ 2. ZYGOPHYLLÆ*,	Zygophyllum, L.	Trichanthera, Ehr.
Tribulus, L.	A. de J.	Fabago, Tourn.	Anatropa, Ehr.
Figaræa, Viv.	Peganum, L.	Larrea, Cav.	Plectrocarpa, Hook.
Ehrenbergia, Mart.	Fagonia, L.	Porlieria, R. et P.	_____
Xalstraemia, Scop.	Seezenia, R. Br.	Guajacum, L.	Melianthus, L.
Biebersteinia, Steph.	Røpera, A. de J.		

ORDER CII. XANTHOXYLACEÆ.

TREBINTACEÆ, JUSS. Gen. 368. (1789) in part.—**ALANTHOXYLEA**, Nees and Martins in Nov. Act. Bonn. 11. (1823); *Adrien de Jussieu Rutacæ*, p. 114. (1825).—**PTELEACEÆ**, Kunth. Ann. des Sc. 2. 345. (1824).—**TEREBINTACEÆ**, trib. 6. DC, Prodr. 2. 82. (182&).

ESSENTIAL CHARACTER.—Flowers unisexual, regular. Calyx in 3, or more commonly in 4 or 5 divisions. Petals the same number, very rarely none, usually longer than the calyx; aestivation generally twisted, convolute. Stamens equal to the petals in number, or twice as many, arising from around the base of the stalk of the abortive carpels; in the female flowers wanting or imperfect. Ovary made up of the same number of carpels as there are petals, or of a smaller number, either altogether combined, or more or less distinct; ovules in each cell 2, collateral, or one above the other, very seldom 4; styles more or less combined, according to the degree of cohesion of the carpels. Fruit either berried or membranous, sometimes of from 2 to 5 cells, sometimes consisting of several drupes or 2-valved capsules, of which the sarcocarp is fleshy and partly separable from the endocarp. Seeds solitary or twin, pendulous, usually smooth and shining, with a testaceous integument; embryo lying within fleshy albumen; radicle superior; cotyledons ovate, flat.—Trees or shrubs. Leaves without stipules, alternate or opposite, either simple, or more commonly abruptly or unequally pinnate, with pellucid dots. Flowers axillary or terminal, gray, green, or pink. The various parts bitter or aromatic.

AFFINITIES. This is one of the families which comprehend genera with both distinct and concrete carpels; the latter are often entirely distinct, even in the ovary; but most frequently there is a union, or at least a cohesion, of the styles, by which their tendency to concretion may be recognised. In a few instances the carpels are absolutely solitary. The place originally assigned, and for a long time preserved, for most of the genera of Xanthoxylaceæ, proves sufficiently how inferior the affinity is between them and (what used to be called) Terebintaceæ. If, with Brown and Kunth, the latter are divided into several orders, Xanthoxylaceæ will be most immediately allied to Burseraceæ and Conjaraceæ, agreeing with the former in the genera with a simple fruit, and with the latter in those with a compound one. Notwithstanding the distance which usually intervenes in classifications between Aurantiaceæ and Terebintaceæ, there are nevertheless many points of resemblance between them; Correa de Serra has pointed out a passage from one to the other through *Cookia*; Kunth, in new-modelling the genus *Amyris*, and in considering it the type of a distinct order, suspects its near affinity with Aurantiaceæ; we cannot, therefore, be surprised at the existence also of relations between the latter and Xanthoxylaceæ. A mixture of bitter and aromatic principles, the presence of receptacles of oil that are scattered over every part, which give a pellucid dotted appearance to the leaves, and which cover the rind of the fruit with opaque spaces,—all these characters give the two families a considerable degree of analogy. This has already been indicated by Jussieu in speaking of *Toddalia*, and in his remarks upon the families of Aurantiaceæ and Terebintaceæ; and it is confirmed by the continual mixture, in all large herbaria, of unexamined plants of Terebintaceæ, Xanthoxylaceæ, and Aurantiaceæ. The fruit of the latter is, however, extremely different; their seeds resembling, as they do, Terebintaceæ in that very account at variance with Xanthoxylaceæ, but at the same time establish a further point of affinity between them and some Rutaceæ plants which are destitute of albumen. Unisexual flowers, fruit separate cocci, seeds solitary or twin in these cocci, enclosing a smooth blackish integument, which is even sometimes hollowed out at its inner edge; a fleshy albumen surrounding an embryo the radicle of which is superior; all points of analogy between Xanthoxylaceæ and Euphorbiaceæ, particularly between those which have in their male flowers from 8 to 10 stamens inserted round the rudiment of a pistil, and in the female flowers cells with 2 suspended, usually collateral, ovules. Finally, several

Xanthoxylaceous plants have in their habit, and especially in their foliage, a marked resemblance to the Ash. The dioecious flowers of *Fraxinus*, its ovary, the two cells of which are compressed, having a single style, 2 ovules in the inside, and scales on the outside, and which finally changes into a samara which is 1-celled and 1-seeded by abortion, all establish certain points of contact between *Ptelea* and *Fraxinus*." *Ad. de Juss.*

GEOGRAPHY. Most of the species belong to America, especially to the tropical parts; some are found in temperate regions; they are rare in Africa; some exist in the Isles of France and Madagascar, many are natives of India and China, and 1 is found in New Holland.

PROPERTIES. Nearly all aromatic and pungent.. The *Fagaras* are popularly called Peppers in the countries where they are found. *Xanthoxylum Clava* and *fraxineum* are powerful sudorifics and diaphoretics; they are remarkable, according to Barton, for their extraordinary power in exciting salivation, whether applied immediately to the gums or taken internally: these two plants are reputed to have been used successfully in paralysis of the muscles of the mouth and in rheumatic affections. *Xanthoxylum caribseum* is held to be a febrifuge. *DC.* A plant called *Coentrilho* in Brazil (*Xanthoxylum hiemale*) is employed as a remedy for pain in the ear, for which purpose the powder of its bark is made use of. Its wood is very hard, and valuable for building. *PI. Usuelles*, 37. The fruit of *Ptelea* has a strong, bitter, aromatic taste, and is said to have been used with some success as a substitute for hops. *DC.* The bark of a species of *Brucea* is stated by Horsfield to be of a bitter nature, and to possess properties similar to those of *Quassia Simarouba*. *Ainslie*, 2. 105. The green parts of *Br. sumatrana* are intensely bitter. *Roxb.* The *Brucea antidysenterica* contains a poisonous principle called *Brucia*, which is similar in its effects to *Strychnia*, but 12 to 16 times less energetic than that alkali. *Turner*, 652. In Japan the capsules of *X. piperitum* are employed as a substitute for pepper; in India various species have a like use. The capsules and seeds of *X. hostile*, called *tej-bul* by the natives, are employed in northern India for intoxicating fish; they are also given as the *Faghureh* of *Avicenna*. *X. piperitum* and *Avicennse* are used in China and Japan as an antidote against all poisons; they would, undoubtedly, in many cases be of considerable use as a stimulant remedy. The bark of the root of *Toddalia aculeata* is said to be employed as a cure for the remittent fevers caught in the jungles of the Indian Hills. *Boyle's Illustr.* 157.

GENERA.

<i>Dictyoloma</i> , A. de J.	<i>Xanthoxylum</i> , L.	<i>Blackburnia</i> , Forst.	<i>Vepris</i> , Commers.
<i>Pitavia</i> , Agolin.	<i>Fagara</i> , L.	<i>Labordia</i> , Gaudich.	<i>Asteropus</i> , Spr.
<i>Galresia</i> , R. et P.	<i>Pterota</i> , Adans.	<i>Boymia</i> , A. de J.	<i>Ptelea</i> , L.
<i>Brucea</i> , Mill.	<i>Ochroxylum</i> , Schreb.	<i>Lacuris</i> , Wall.	<i>Belinda</i> , Adans.
<i>Gonus</i> , Lour. ?	<i>Kampmannia</i> , Rafin.	<i>Toddalia</i> , Juss.	<i>Ailanthus</i> , Desf.
<i>Brunellia</i> , R. et P.	<i>Langsdorfia</i> , Leand.	<i>Crantzia</i> , Schreb.	<i>Eurycoma</i> , Jack.
	<i>Pohlana</i> , Nees.	<i>Scopolia</i> , Sm.	
	<i>Aubertia</i> , Bory,		

ALLIANCE II. GERANIALES.

ESSENTIAL CHARACTER.—*Styles* distinct, at least near the point. *Camels* combined in the ovary. *Leaves* never dotted. *Stamens* very often monadelphous. *Flowers* never unisexual.

In the opinion of Auguste de St. Hilaire all the orders forming this alli-

ance, ought to be considered as one (*Fl. Bras. Mer.* 1. 95.), and he would even add Linaceae; but that assemblage of plants has not a gynobasic structure. It, however, seems to connect the Gynobaseous with the Syncarpous group, and to point out the relation between Silenaceae, Geraniaceae, and Malvaceae. To the latter order, indeed, Geraniaceae approach very nearly even in the stipulation of the leaves and the general appearance of the species. The analogy of this same natural order and Violales points out the passage to the Parietous* group. For many valuable observations upon the mutual connection between the orders, of this alliance see *Röper de floribus et affinitatibus Balsaminearum*. Basileae, 1830, 8vo.

ORDER CHI. GERANIACEAE. THE GERANIUM TRIBE.

GERANIA, *JUSS. Gen.* 268. (1789).—GERANIACEAE, *DC. Fl. Fr.* 4. 828. (1805); *Prodr.* 1. 637. (1824); *Lindl. Synops.* 56. (1829).

ESSENTIAL CHARACTER.—*Sepals* 5, persistent, ribbed, more or less unequal, with an imbricated aestivation; 1 sometimes saccate or spurred at the base. *Petals* 5, seldom 4 in consequence of 1 being abortive, unguiculate, equal or unequal, either hypogynous or perispermous. *Stamens* usually monadelphous, hypogynous, twice or thrice as many as the Petals; some occasionally abortive. *Ovary* composed of 5 pieces placed round an elevated axis, each 1-celled, 1-seeded; *styles* 5, cohering round the elongated axis. *Fruit* formed of 5 pieces, cohering round a lengthened indurated axis; each piece consisting of 1 cell, containing 1 seed, having a membranous pericarp, and terminated by an indurated style, which usually curls back from the base upwards carrying the pericarp along with it. *Seeds* solitary. Pendulous, or ascending, without albumen. *Embryo* curved; *radicle* pointing to the base of the cell; *cotyledons* foliaceous, convolute, and plaited.—*Herbaceous plants* or *shrubs*, stems tumid, and separable at the joints. *Leaves* either opposite or alternate; in the latter case opposite the peduncles; often stipulate.

ANOMALIES. Petals none in *Rhynchotheca*, which also has albumen.

AFFINITIES. In many points nearly related to Oxalidaceae, Balsaminaceae, and Tropaeoleae, with which they are by some botanists associated. They are, however, distinguished by the peculiar dehiscence of the fruit, their stems with tumid joints, their convolute plaited cotyledons, and habit. Their analogy with Vitaceae is pointed out in speaking of that order. In many respects they resemble Malvaceae, agreeing with that order in their lobed stipulate leaves, monadelphous stamens, and convolute embryo. The genus *Rhynchotheca*, which is remarkable for having a flat embryo, in the axis of albumen is regarded by Aug. de St. Hilaire as a proof of the identity of this order and Oxalidaceae. The beaked fruit, however, of Geraniaceae, and the very general presence of stipules, sufficiently divide that order from the remainder of its alliance. The suspended position of the seed has been given as a general character of Geraniaceae; but the position of the ovules varies according to species in the genera *Erodium* and *Geranium*; and in consequence of the inequality of growth the seed ascending in the capsule. *Aug. de St. H., Fl. Bras.* 1. 10.

GEOGRAPHY. Very unequally distributed over various parts of the world, a great proportion is found in the Cape of Good Hope, chiefly of the genus *Pelargonium*; *Erodium* and *Geranium* are principally natives of Europe, North America, and Northern Asia, and *Rhynchotheca* of South America. It is remarkable that *Pelargonium* is found in New Holland.

PROPERTIES. An astringent principle and an aromatic or resinous flavour are the characteristics of this order. The stem of *Geranium spinosum* burns with a rich, and gives out an agreeable odour. The root of *Geranium maculatum* is considered a valuable astringent in North America, where it is some-

times called Alum root *Barton*, 1. 155. In North Wales *Geranium Rober-tianum* has acquired celebrity as a remedy for nephritic complaints. *Ibid.* Some of the *Pelargoniums* are acidulous, but this genus is chiefly known as an object of garden culture, for which its great beauty, and the facility with which the species or supposed species intermix, render it well adapted.

GENERA.

Sarcocaulon, DC.Eckl.	<i>Polyactium</i> , DC.Eckl.	<i>Peristera</i> , DC. Eckl.	<i>Cortusina</i> , DC. Eckl.
Monsonia, Linn.	<i>Uimacria</i> , Sweet.	<i>Phymatanthus</i> , Swt.	<i>Isopetalum</i> , Eckl.
<i>Geranium</i> , L.	<i>Ligularia</i> , Sweet.	<i>Campylia</i> , Sweet.	<i>Eumorpha</i> , Eckl.
<i>Erodium</i> , L'Herit.	<i>Otidia</i> , Sweet.	<i>Dibrachia</i> , Sweet.	<i>Calliopsis</i> , Sweet.
<i>Scolopacium</i> , Eckl.	<i>Myrrhidium</i> ,	<i>Jenkinsonia</i> , Sweet.	<i>Halgania</i> , Gaud.
<i>Hoarea</i> , Sweet.	DC. Eckl.	<i>Choisma</i> , Sweet.	? <i>Euryranthe</i> , Schlecht.
<i>Pelargonium</i> , L'Herit.		<i>Ciconium</i> , Sweet.	<i>Rhynchotheca</i> , R.etP.

ORDER CIV. BALSAMINACEÆ. THE BALSAM TRIBE.

BALSAMINEJÆ, *Ach. Rich. Diet. Class. 2. 173. (1822); DC. Prodr. 1. 685. (1824); Lindl. Synops. 59. (1829); R&per de Floribus et Affinitatibus Balsaminearum. (1830); Wight and Arnott, Prodr. Fl. Ind. Penins. 1. 134. (1834).—HYDROCEHEÆ; Blume Bijdr. 241. (1825) ; Ed.Prior, No. 125. (1830).*

ESSENTIAL CHARACTER.—*Sepals* 5, or by abortion 3, irregular, deciduous, with an imbricated aestivation; the *two exterior* opposite, lateral, somewhat unsymmetrical, with a valvate aestivation, but giving way for the projection of the spur of the odd sepal; the *odd sepal* spurred, symmetrical, with an equitant aestivation in the bud, looking towards the axis of the axillary racemose or umbellate inflorescence, containing honey; the *two inner sepals* very small, sometimes scale-shaped, sometimes unsymmetrical, larger, orbicular, always, coloured, appearing at the side of the flower, which is opposite to the spurred sepal, and at the base of the odd petal; (usually altogether abortive in Balsamina). *Petals* either distinct or a little adhering, 5, combined into 3, irregular, deciduous, alternate with the sepals; the *odd petal* regular, placed between the inner scalelike sepals, in front of the bract, wrapping up a great part of the remainder of the flower in aestivation; the *four remaining petals* unsymmetrical, united more or less on each side of the flower in pairs; their two larger lobes next the spur, their two smaller next the odd petal; aestivation convolute. *Stamens* 5, symmetrical, alternate with the petals; those alternate with the odd petal longer than the others. *Carpels* 5, alternate with the stamens consolidated into a 5-celled ovary* (*Röper* abridged). *Stigma* sessile, more or less divided in 5; *cells* 5, two-, or many-seeded. *Fruit* capsular, with 5 elastic valves, and 5 cells formed by membranous projections of the placenta, which occupies the axis of the fruit, and is connected with the apex by 5 slender threads; sometimes succulent and indehiscent. *Seeds* solitary, or numerous, suspended; *albumen* none; *embryo* straight, with a superior *radicle* and plano-convex *cotyledons*.*.*-Succulent herbaceous plants. *Leaves* simple, opposite or alternate, without stipules. *Peduncles* axillary.

AFFINITIES. SO nearly related to Geraniaceæ, that this order is, in the opinion of some botanists, a mere section of it. It is, however, distinguishable by its gynobase not being lengthened into a beak, by its straight embryo, and exstipulate leaves, and also by the absence of that aromatic resinous secretion which is so highly developed in some Geraniaceæ. *Tropseoleæ* and *Hydrocereæ*, formerly separated from Balsaminaceæ, appear to be in reality mere forms of that order; the first, however, having flowers with a regular type of structure may still deserve a place as a sub-order.

The anomalous structure of the genera *Impatiens* and *Balsamina* has given rise to some ingenious speculation, of which a full detail will be found in *Röper's* work above quoted; the idea of this ingenious botanist is adopted in the present edition. *Kunth* takes a different view of the subject; the following is the substance of his remarks.

Linnaeus attributed to the *Impatiens Balsamina* a calyx of 2 leaves, 5 unequal petals, a nectary, a single ovary, a sessile stigma, and a unilocular poly-permuous capsule, opening in 5 valves. M. de Jussieu describes it nearly in the same way, with the exception of considering the capsule as having 5 cells, the corolla as consisting of 4 petals, the lower of which is spurred. These erroneous characters have been reproduced by most authors. Dr. Hooker alone alters the part which bears the spur to the calyx, which he consequently makes consist of 3 pieces. M. Achille Richard has come nearest the truth in the *Victionnaire Classique*, where he describes the calyx as consisting of 4 pieces, and the 4 petals united in pairs. The fact is, that the structure is usually this: the centre of the flower is occupied by an ovary, surmounted by a stigma divided into 5 acute lobes. Around this stand 5 hypogynous stamens, placed in a single row and at equal distances from each other. Hence the normal number of the parts of the flower should be 5. The corolla, however, consists of 2 bifid petals placed right and left, with a wider space between their upper than their lower edges. Upon comparing the position of these with the stamens, it appears that each occupies the place of 3 stamens, whence it is possible to doubt that they each consist of 2 soldered together. On the other hand, the space between them, which answers to 2 stamens, is an equal proof of the abortion of a fifth petal. And this view of the structure is confirmed by the sepals. Thus on the outside of each pair of petals, at their base, is found a leaflet, the situation of which is opposite a stamen; and opposite the place left by the abortion of the fifth petal is a large broad leaflet, made up by the union of 2 sepals. The position of the fifth sepal, which is that which is spurred, is between 2 petals and opposite a stamen.

GEOGRAPHY. Natives of damp places among bushes in the East Indies; found in Madagascar, 1 in Europe, 2 in North America, and 1 in Russia S Asia.

* **ROBUSTNESS.** Chiefly remarkable for the elastic force with which the five of the fruit separate at maturity, expelling the seeds. For a supposed explanation of this phenomenon, see Dufrochet, *Nouvelles Recherches sur la Rose et Endosmose*. According to De Candolle, the Species are diuretic.

GENERA.

<i>Impatiens</i> , Riv.	<i>Hydrocera</i> , Willd.
<i>Impatiens</i> , L.	<i>Tytonia</i> , G. Don.

SUB-ORDER. TROPEOLEUE. THE NASTURTIUM TRIBE.

TROPEOLEUE., *Juss. Mem. Mus.* 3. 447. (1817) *DC. Prodr.* 1. 683. (1824).

ESSENTIAL CHARACTER.—Sepals 5, the upper one with a long distinct spur; aestivation the petals 5, unequal, irregular, the 2 upper sessile and remote, arising from the base of the calyx, the 3 lower stalked and smaller, sometimes abortive. Stamens 8, perianth withers innate, erect, 2-celled. Ovary 1, 3-cornered, made up of 3 carpels; style 3, acute; ovules solitary, pendulous. Fruit indurated, separable without a common axis. Seeds large, without albumen, filling the cavity in the embryo large; cotyledons 2, straight, thick, consolidated together into a fleshy mass; mucilage within projections of the cotyledons.—Smooth herbaceous plants, with a woody root and with an acrid taste, trailing or twining. Leaves alternate, without stipules, with radiating ribs. Peduncles axillary, 1-flowered.

ANOMALIES.—*Impatiens* has winged fruit, 1-celled and 1-seeded by abortion. In *Chytocarpus* the calyx is valvular, and the petals only 2.

AFFINITIES.—The genus *Impatiens* agrees even in the spur (which in *Impatiens* is often present, but adnate to the pedicel). From

true Balsaminaceae they are known by their more regular flowers, and by their fruit not having a bony lining to the cells when it is succulent. Don thinks the order allied to Capparidaceae!

GEOGRAPHY. All natives of South America, mostly upon high land.

PROPERTIES. The fleshy fruit of *Tropaeolum majus* is acrid, and possesses the properties of Cress; and De Candolle remarks, that the caterpillar of the Cabbage butterfly feeds exclusively upon Cruciferae and Tropaeolum. The root of *Tr. tuberosum* is eaten in Peru. *Chymocarpus* is used in Brazil as an antiscorbutic, under the Portuguese name of *Chagas da Miuda*. *PL Usuelles*, 41.

GENERA.

Tropaeolum, L.
Magallana, Cav.
Chymocarpus, Don.

ORDER CV. OXALIDACEAE. THE WOODSORREL TRIBE.

OXALIDEJE, *DC. Prodr.* 1. 689. (1824); *Lindl. Synops.* 59. (1829).

ESSENTIAL CHARACTER.—*Sepals* 5, sometimes slightly cohering at the base, persistent, equal. *Petals* 5, hypogynous, equal, unguiculate, with a spirally-twisted aestivation. *Stamens* 10, usually more or less monadelphous, those opposite the petals forming an inner series, and longer than the others; *anthers* 2-celled, innate. *Ovary* with 5 angles and 5 cells; *styles* 5, filiform; *stigmas* capitate or somewhat bifid. *Fruit* capsular, membranous, with 5 cells, and from 5 to 10 valves. *Seeds* few, fixed to the axis, enclosed within a fleshy integument, which curls back at the maturity of the fruit, and expels the seeds with elasticity. *Albumen* between cartilaginous and fleshy. *Embryo* the length of the albumen, with a long radicle pointing to the hilum, and foliaceous cotyledons.—*Herbaceous plants*, under shrubs, or trees, leaves alternate, compound, sometimes simple by abortion, very seldom opposite or somewhat whorled.

AFFINITIES. Formerly included in Geraniaceae, from which, in the judgment of many, the order is not sufficiently distinct. According to De Candolle it is rather allied to Zygophyllaceae; an opinion which their compound leaves appear to confirm. *Averrhoa* differs from the rest in its arborescent habit. The species are generally described with an aril; but, according to Auguste de St. Hilaire, the part so called is nothing but the outer integument of the seed. *PL Us.* 43.

GEOGRAPHY. Natives of all the hotter and temperate parts of the world, most abundantly known in America and the Cape of Good Hope, and most rarely in the East Indies and equinoctial Africa.

PROPERTIES. *Averrhoa Bilimbi* and the pinnated *Oxalis* called *Biophytum* have sensitive leaves. Their foliage is generally acid, so that they are fit to supply the place of sorrel. Some of the species are astringent, and have been employed in spitting of blood. *Oxalis acetosella* contains pure oxalic acid. *Turner*, 623. Several species of *Oxalis* are used in Brazil against malignant fevers. *PL Usuelles*, 43. The fruit of *Averrhoa* is intensely acid. A species of *Oxalis* (*crenata*) found in Columbia bears tubers like a potato, and is one of the plants called *Arracacha*: the tubers are insipid, and not worth cultivation; for which, however, they have been recommended of late years; the stalks of this species are intensely acid, and make an excellent preserve.

GENERA.

<i>Averrhoa</i> , L.	<i>Ledocarpum</i> , Desf.
<i>Biophytum</i> , DC.	<i>Balbisia</i> , Cav.
<i>Oxalis</i> , L.	<i>Cruckshanksia</i> , Hook.

ALLIANCE HI. CORIALES.

ESSENTIAL CHARACTER.—*Stylet* and *stigmas* perfectly distinct, with a somewhat lateral origin: *Carpels* quite distinct.

These may be regarded as Rutales with the separation of the carpels, which in that alliance is only imperfectly effected, completed.

ORDER CVI. CORIARIACEJE.

CORIARIE*. DC. *Prodr.* 1. 739. (1824.)

ESSENTIAL CHARACTER.—*Flowers* either hermaphrodite, or monoecious, or dioecious. *Calyx* campanulate, 5-parted, ovate. *Petals* 5, alternate with the lobes of the calyx, and smaller than they are, fleshy, with an elevated keel in the inside. *Stamens* 10, arising from the torus, 5 between the lobes of the calyx and the angles of the ovary, 5 between the petals and the furrows of the ovary; *filaments* filiform; *anthers* oblong, 2-celled. *Ovary* seated on a thickish gynobase, 5-celled, 5-angled; *style* 0; *stigmas* 5, long, subulate; *ovules* axillary, pendulous, or ascending. *Carpels* 5, when ripe close together but separate, indehiscent, 1-seeded, sometimes surrounded with glandular lobes. *Seed* pendulous or ascending; *albumen* none; *embryo* straight; *cotyledons* 2, fleshy.—*Shrubs*, with opposite branches, 3 on each side, 2 of them being secondary to an intermediate principal one. *Leaves* opposite or alternate, simple, entire. *Buds* scaly. *Racemes* terminal, and axillary.

AFFINITIES. Placed by De Candolle immediately after Ochnaceae, with which the order no doubt agrees in having its ovaries distinct, and surrounding a fleshy axis; but the stigmas in Coriariaceae are long, linear, and distinct, without style, while Ochnaceae have a single style connecting the carpels and minute stigmas; the former, therefore, are apocarpous, the latter syncarpous. Coriariaceae are also certainly allied to Rutaceae, but they differ from them as they differ from Ochnaceae; and besides, the carpels are in Rutaceae connate. With Connaraceae they agree in several points, while they are different in others. Upon the whole, their exact affinity may be considered unsettled. If *Artocarpus* belongs here, the position of the leaves and the ovules will be of no importance, for in both those respects the two genera differ.

De Candolle understands Coriaria as apetalous, but I do not see upon what structure or analogy. In his *Essai sur les Propriétés Médicales* he referred it to the vicinity of Rhamnaceae, p. 350. Jussieu referred Malpighiaceae.

GEOGRAPHY. Chile and Peru, the south of Europe, north of Africa, New Zealand, and Mexico.

PROPERTIES. *Coriaria myrtifolia* is used by dyers for staining black. Its fruit is poisonous. It is said that several soldiers of the French army in Catalonia were affected by eating it; 15 became stupified, and 3 died. DC. Its leaves have been used to adulterate Senna, and have produced fatal consequences. *Fée*. The fruit of *Coriaria napalensis* is frequently eaten in the north of India without inconvenience. *Royle*.

GENERA.

Coriaria, L.
Ercilla, Ad. de J.
Bridgesia, Hooker.

ORDER CVII. SURIANACEJE.

ESSENTIAL CHARACTER.—*Calyx* 5-parted, slightly imbricated. *Petals* the like number, equal, shortly clawed. *Stamens* indefinite, hypogynous, placed in a single row; *filaments* subulate; *anthers* roundish, incumbent, bursting internally by 2 longitudinal fissures. *Carpels* 5, distinct, attached to a very short gynobase, 1-celled with 2 ascending collateral ovules; *styles* rising from near the base of the carpels; *stigmas* simple. *Pericarp* woody* *Seed* solitary, erect, compressed. *Embryo* annular, without albumen, terete, with the *cotyledons* about the same length as the radicle which is turned to the hilum.—*Woody plants** *Leaves* alternate, without stipules. *Hairs* capitate, jointed. *Flowers* racemose.

AFFINITIES. I have intentionally constructed the foregoing character upon *Suriana* alone. If *Heterodendron* and *Cneorum* really belong to the same order, as De Candolle (*Prodr.* 2. 91) suggests, the number of parts in the flower will vary from 3 to 5, the ovules will be sometimes pendulous (as in *Cneorum*) and petals will occasionally be absent (as in *Heterodendron*). *Suriana* itself appears, meanwhile, to be very near *Coriariaceae*, and also *Geraniaceae*, as Kunth has remarked. Its relation either to *Rosaceae*, or any *Terebintaceae*, is not obvious.

GEOGRAPHY. Found in all the wanner parts of the world; South America, India, New Holland, New Caledonia, the South of Europe and the Canaries.

PROPERTIES. Unknown.

GENERA.

Suriana.
? *Heterodendron*, Desf.
? *Cneorum*, L.

ALLIANCE IV. FLÖRKEALES.

ESSENTIAL CHARACTER.—*Herbs*. A simple style. *Fruit* divided into deep lobes. *Gynobase* never fleshy. *Stamens* perigynous.

ORDER CVIII. LIMNANTHACEIE.

LIMNANTHÆA, 12. Br. in *Lond. and Edinb. Philosoph. Mag.* July 1833; *Lindley Bot. Reg'* t. 1673. (1834); *Nixus Plantarump.* 11. (1833); *Martius Conspectus*, No. 272. (1835).

ESSENTIAL CHARACTER.—*Calyx* 3-5-parted, persistent, valvate in aestivation. *Petals* 3-5, regular, convolute in aestivation. *Stamens* twice the number of the petals, either equal in length, or those opposite the petals shortest, perigynous; the *filaments* opposite the ^ sepals at least [having a projection on the outside at their base. A thin perigynous dish. *Ovary* consisting of as many distinct carpels as sepals, opposite to which they are placet]; *carpels* firmly combined by a single solid style, with 3-5 simple stigmas. *Nuts* 3-5, berried, one-seeded. *Seed* erect; *embryo* large amygdaloid, without albumen, the radicle next the hilum.—Soft *herbaceous plants*. *Leaves* divided, hairless, without stipules. *Flowers* axillary.

AFFINITIES. The gynohasic structure, the deeply-lobed ovary^k, the solid style, the regular flowers, bring this little order near *Rutaceae*, from which it differs in its soft texture, its dotless leaves, its indehiscent, somewhat berried, fruit, &c. It also approaches *Geraniaceae* in its one-seeded carpels and regular flowers, but the valvate aestivation of its calyx, &c. remove it from them. It is probably with *Tropseoleae* that the affinity is greatest; with ^{*}that sub-order

Limnanthaceae agree in the number of the parts of the flower, the deeply-lobed anther, the single style, the number of the lobes of the fruit, and the texture of the pericarp; and Limnanthes has, moreover, exactly the taste of Tropaeolum tinctorium. Under these circumstances I am almost doubtful whether the order ought not to enter the Geraniales alliance; but then its stamens placed at the edge of a thin perigynous disk, and the little projection at the base of the filaments, seem to point to a different type of structure. The disk led me formerly to consider one of the two genera (Flörkea), of which the order consists, allied to Sanguisorbeae; and I have no doubt, in fact, that it is one of the transitions from the Gynobaseous to the Apocarpous group.

GEOGRAPHY. Natives of the temperate parts of North America.
 PROPERTIES. Limnanthes is pungent.

GENERA.

Limnanthes, R. Br.
 Flörkea, W.

GROUP VII. Spocarpogae.

ESSENTIAL CHARACTER.—Carpels distinct either wholly, or at least by their upper ends and styles. Ovary without parietal placenta, or a gynobase. Calyx not in a broken whorl. Perigynous disk.

No difficulty need occur in recognizing the orders of this group if the foregoing character be attentively considered. It joins the last group by Flörkeales, by the albuminous group, by Calycanthaceae, and Ranunculaceae, by Hesperisaceae, and Burseraceae and Spondiaceae, in Syncarposae, by Balsamales. Its principal anomalies consist in apetalous genera and species.

ALLIANCE L ROSALES.

ESSENTIAL CHARACTER.—Albumen wholly absent,

Perhaps there is no positive character which can divide this from the other alliances, for even the want of albumen is liable to exception, as in Leguminosae. The alliance is, however, known practically as follows:—it never has two carpels, as Saxales; nor a succulent texture, as Crassales; nor astringent juice, as Balsamales. So that its characters are negative rather than positive. Sanguisorbeae are a degenerate form of Rosaceae, connecting them with Incomplete.

ORDER CIX. ROSACEAE. THE ROSE TRIBE.

ESSENTIAL CHARACTER.—Calyx 4- or 5-lobed, with a disk either lining the tube or the orifice; the fifth lobe next the axis. Petals 5, perigynous, equal, from the calyx, just within the petals, in aestivation curved inwards; anthers innate, 2-celled, bursting longitudinally. Ovaries superior, either solitary or several, 1-celled, sometimes cohering into a plurilocular pistil; ovules 2, or more, suspended, very

rarely erect; *styles* lateral; *stigmas* usually simple, and emarginate on one side. *Fruit* either 1-seeded nuts, or acini, or follicles containing several seeds. *Seeds* suspended, rarely ascending. *Embryo* straight, with a taper short radicle pointing to the hilum, and flat cotyledons. *Albumen* usually almost obliterated when the seeds are ripe; if present, fleshy.—*Herbaceous* plants or *shrubs*. *Leaves* simple or compound, alternate, usually with 2 stipules at their base.

ANOMALIES. Stipules absent in *Lowea*. Albumen present in *Neillia*, according to Don.

AFFINITIES. The genera of this order naturally divide into four principal groups, distinguished from each other by their structure, and in some measure by their sensible properties. Rosaceae proper have distinct carpels, which do not adhere to the calyx, and are simply astringents; Pomeae differ in haying the carpels adherent to a succulent calyx: they are astringents and tonics; Amygdaleae have solitary carpels becoming drupes, gum in their bark, and hydrocyanic acid in their leaves; Sanguisorbeae are apetalous, with 0, much reduced calyx, whose tube is hardened. Neuradeae are undoubtedly plants improperly referred here.'

Rosaceae proper are distinguished from Pomeae by their superior fruit and usually suspended seeds; from Leguminosae by their regular petals and stamens, and especially by the odd segment of the 5-lobed calyx of that order being anterior, not posterior; from Chrysobalanaceae by their styles proceeding from the side of the ovary near the apex, and not from the base by their regular petals and stamens, and by their fruit not being a drupe. Related in many points to Saxifragaceae, which have albumen and two diverging carpels.

GEOGRAPHY. Natives chiefly of the temperate or cold climates of the northern hemisphere; a very few are found on high land within the tropics, and an inconsiderable number in the southern hemisphere. Only one species is found in the West Indies, viz. *Rubus jamaicensis*; thirteen are natives of high land in the East Indies, within the tropics, viz. *Potentilla Leschenaultiaria*[^] and twelve species of *Rubus*; the South American species chiefly consist of a few kinds of *Rubus*; at the Cape of Good Hope the order is unknown.

PROPERTIES. NO Rosaceous plants are unwholesome; they are chiefly remarkable for the presence of an astringent principle, which has caused some of them to be reckoned febrifuges. The root of *Tormentilla* is used for tanning in the Feroe Isles. DC. *Potentilla anserina* has been used by tanners; *P. reptans* as a febrifuge. *Ibid.* *Geum urbanum* and *rivale* have been compared, for efficacy, to *Cinchona*. *Ibid.* The fruits of many species of *Fragaria* (Strawberry) and *Rubus* (Raspberry and Blackberry) are valuable articles of the dessert. The leaves of *Rubus arcticus* and *Rosa rubiginosa* have been employed as substitutes for Tea. *Ibid.* The roots of *Gillenla trifoliata* and *stipulacea* are emetic, and perhaps tonic. *Barton*, 1. 69. They are used in the United States as *Ipecacuanha*. DC. The root of *Spiraea ulmaria* has been used as a tonic. A. R. *Agrimonia eupatoria* yields a decoction useful as a gargle. *Ibid.* The root of *Rubus villosus* is a popular astringent medicine in North America. Two or three tea-spoonful of the decoction, administered three or four times a-day, has been found useful in cholera infantum. *Barton*, 2. 157. One of the most powerful anthelmintics in the world belongs to this family. It is an Abyssinian plant, known to botanists by the name of *Brayera anthelmintica*. Upon the authority of Brayer, after whom it is named, two or three doses of the infusion are sufficient to cure the most obstinate case of tœnia. See *Brayer's Notice upon the subject*. The various species of *Rosa* form some of the greatest beauties of the garden. The fruit of *R. canina* and other allied species is astringent, and employed in medicine against chronic diarrhoea and other maladies. The petals of *R. damascena* yield a highly fragrant essential oil, called Attar of Roses; those of

gallica are astringent when dried with rapidity, and are sometimes found useful in cases of debility, such as leucorrhœa, diarrhoea, &c. A. R.

GENERA.

§ 1. <i>Rosaceae</i> , DC.	<i>Tormentilla</i> , L.	<i>Brayera</i> , Kunth.	<i>Schizonotus</i> , Lindl.
<i>Khodophora</i> , Neck.	<i>Trickothalamus</i> , Leh.	§ 3. <i>SPIRXIE</i> , JUSS.	(17)
<i>Sibbaldia</i> , L.	<i>Chamasrhodos</i> , Bge.	<i>Ulmariæ</i> , Vent.	<i>Lutkea</i> , Bong.
§ 4. <i>POTENTILLEE</i> , DC.	<i>Dryas</i> , L.	<i>Neilliee</i> , Arnott.	<i>Eriogynia</i> , Hook.
<i>Dryadea</i> , Vent.	<i>Cowania</i> , Don.	<i>Purshia</i> , DC.	<i>Lindleya</i> , H. B. K.
<i>fragrancea</i> , Rich.	<i>Geum</i> , L.	<i>Tigarea</i> , Pursh.	<i>Rhinanthera</i> , Bl.
<i>Rubus</i> , L.	<i>Sieversia</i> , Willd.	<i>Kunzia</i> , Spreng.	<i>Neillia</i> , Don.
<i>Cylactis</i> , Rafin.	<i>Adamsia</i> , Fisch.	<i>Kerria</i> , DC.	§ 4. <i>QUILLAIJE</i> , Don.
<i>Philadelphus</i> , L.	<i>Laxmannia</i> , Fisch.	<i>Adenostoma</i> , H. et A.	<i>Quillaija</i> , Juss.
<i>Fragaria</i> , L.	<i>Waldsteinia</i> , Willd.	<i>Spiraea</i> , L.	<i>Smegmadermos</i> , R. et P.
<i>Duchesnea</i> , Sm.	<i>Comaropsis</i> , Rich.	<i>Physocarpus</i> , Camb.	<i>Smegmaria</i> , W.
<i>Comarum</i> , L.	<i>Agrimonia</i> , L.	<i>Ulmaria</i> , Moench.	<i>Kageneckia</i> , R. et P.
<i>Georkelia</i> , Schlecht.	<i>Aremonia</i> , Neck.	<i>Gillenia</i> , Mcench.	<i>Lydcea</i> , Molin.
<i>Potentilla</i> , L.	<i>Amonia</i> , Nestl.	<i>Icotorus</i> , Raf.	<i>Vauquelinia</i> , Corr.
<i>Begonia</i> , Big.	<i>Spallanzania</i> , Poll.		

§ 6. *NEURADEAS*, DC. *Prodr.* 2. 548. (1825); *Martins Conspectus*, No. 314. (1835).—*GRIELEJE*, Sweet.

Calyx 5-cleft, with a short tube adhering to the ovary, the lobes somewhat incumbent or valvate in aestivation. *Petals* 5. *Stamens* 10. *Carpels* 10, combined in a 10-celled capsulæ. *Seeds* solitary, obliquely pendulous.—*Herbaceous* plants, native of dry plains, suffrutescent at the base, and usually decumbent. *Leaves* with 2 stipules, sinuate-pinnatifid, or bipinnatifid. *Seeds* germinating in the capsulæ. DC.

Neurada, Juss. *Grielum*, Linn.

SUB-ORDER. POMEÏE. THE APPLE TRIBE.

ROSACEÆ, § *Pomaces*, Juss. *Gen.* 334. (1789); DC. *Prodr.* 2. 626. (1825).—*POMACEÆ*, Lindl. in *Linn. Trans.* 13. 93. (1821); *Synops.* 103. (1829).

ESSENTIAL CHARACTER.—*Calyx* superior, 5-toothed; the odd segment posterior. *Petal* 5; *Stamens* 10; *Ovaries* 10, inserted in a ring in the throat of the calyx; the odd three anterior. *Stamens* 10, inserted in a ring in the throat of the calyx. *Disk* thin, clothing the sides of the calyx. *Ovaries* from 1 to 5, adhering more or less to the sides of the calyx and each other; *ovules* usually 2, collateral, ascending, very rarely solitary; *styles* from 1 to 5; *stigmas* simple. *Fruit* a pome, 1- to 5-celled, seldom spuriously 10-celled; the *endocarp* either cartilaginous, spongy, or bony. *Seeds* ascending, solitary. *Albumen* none. *Embryos* erect with flat cotyledons, or convolute ones in *Chamaemeles*, and a short *radicle*. *Trees* or *shrubs*. *Leaves* alternate, stipulate, simple, or compound. *Flowers* in cymes, white or pink.

Amelanchier the simple ovaries are spuriously 2-celled. In *Cratagus* ovaries are very rarely solitary.

CHARACTERISTICS. Closely allied to *Rosaceae* proper, from which they differ in the position of the ovaries with the sides of the calyx, and more or less with each other. *Fruit* of the apple tribe, that is, it is made up of a fleshy pome adhering to fleshy or bony ovaries, containing a definite number of seeds. *Ovaries* are distinguished by their ovules being in pairs, and side by side, or more ascending ovules, always placed one above the other. Cultivated plants of this sub-order are remarkable for monstrous flowers, which depart sometimes in a most striking degree from their normal state. No order can be more instructively studied with a view to morphological inquiries; particularly the common *Apple* in blossom. A remarkable pennant monster of this kind, with

14 styles, 14 ovaries, and a calyx with 10 divisions in two rows, is described in the *Revue Encyclopédique*, (43. 762.); it exhibits a tendency, on the part of Pomese, to assume the indefinite ovaries and double calyx of Rosaces. I have seen a *Prunus* in a similar state. Amygdalese are known by their superior solitary ovary and drupaceous fruit, and by the presence of hydrocyanic acid, which, however, exists in *Cotoneaster microphyfia*, a plant of this sub-order.

GEOGRAPHY. Found plentifully in Europe, Northern Asia, the mountains of India, and North America; rare in Mexico, unknown in Africa, except on its northern shore, and in Madeira, and entirely absent from the southern hemisphere; a solitary species is found in the Sandwich Islands.

PROPERTIES. The fruit as an article of food, and the flowers for their beauty, are the chief peculiarities of this order, which consists exclusively of trees and bushes, without any herbaceous plant. The Apple, the Pear, the Medlar, the Quince, the Service, the Rowan Tree or Mountain Ash, are all well known, either for their beauty or their use. The wood of the*Pear is almost as hard as Box, for which it is even substituted by wood engravers; the timber of the Beam Tree (*Pyrus Aria*) is invaluable for axletrees. The bark of *Photinia dubia* is used in Nipal for dyeing scarlet. *DC. Prodr.* 238. Malic acid is contained, in considerable quantity, in apples; it is also almost the sole acidifying principle of the berries of the Mountain Ash (*Pyrus aucuparia*). *Turner*, 634.

GENERA.

<i>Crataegus</i> , L.	<i>Cotoneaster</i> , Medic.	<i>Pyrus</i> , L.
<i>Raphiolepis</i> , Lindl.	<i>Amelanchier</i> , Med.	<i>Sorbus</i> , L.
<i>Chamaemeles</i> , Lindl.	<i>Mespilus</i> , L.	<i>Aronia</i> , Pers.
<i>Photinia</i> , Lindl.	<i>Mespilophora</i> , Neck.	<i>Cydonia</i> , Tourn.
<i>Eriobotrya</i> , Lindl.	<i>Osteomeles</i> , Lindl.	<i>Chamomtes</i> , Lindl.

SUB-ORDER. AMYGDALÉË. THE ALMOND TRIBE.

AMYGDALÉË, *JUSS. Gen.* 340. a % of Rosaces (1789).—DRUPACEË, *DC. Fl. Franpalse*, 4. 479. (1805); *Prodr.* 2. 529. (1825) a § o/Rosaces; *Lindl. Synops.* 89. (1829) a % of Rosaces.

ESSENTIAL CHARACTER.—*Calyx* 5-toothed, deciduous, lined with a disk; the fifth lobe next the axis. *Petals* 5, perigynous. *Stamens* 20, or thereabouts, arising from the throat of the calyx, in sstivation curved inwards; *anthers* innate, 2-celled, bursting longitudinally. *Ovary* superior, solitary, simple, 1-celled; *ovules* 2, suspended; *styles* terminal, with a furrow on one side, terminating in a reniform *stigma*. *Fruit**, drupe, with the putamen sometimes separating spontaneously from the sarcocarp. *Seeds* mostly solitary, suspended, in consequence of the cohesion of a funiculus umbilicalis, arising from the base of the cavity of the ovary, with its side. *Embryo* straight, with the radicle pointing to the hilum; *cotyledons* thick; *albumen* none.—*Trees* or *shrubs*. *Leaves* simple, alternate, usuall; glandular towards the base; *stipules* simple, mostly glandular. *Flowers* white or pink'. *Hydrocyanic add* present in the leaves and kernel.

AFFINITIES. Distinguished from Rosacese and Pomes by their fruit being a drupe, their bark yielding gum, and by the presence of hydrocyanic acid; from Leguminosae by the latter character, and also by their regular petals and stamens, and especially by the odd segment of the 5-lobed calyx of that order being inferior, not superior; from Chrysobalanaceae, by their hydrocyanic acid, terminal styles, and regular petals and stamens. I have seen a monstrous Plum with an indefinite number of ovaries arising irregularly from the tube oi the calyx, and therefore exhibiting a tendency, on the part of this sub-order, to assume one of the distinguishing characters of Rosacese. It is not a little

remarkable that here, where we have a close approach to the structure of Mimoseae in Leguminosae, we have also the only instance among Rosaceae of an approach to the property possessed by that sub-order of yielding gum in the bark; the peculiar astringency of some species is also analogous to that of *Acacia Catechu* and the like.

GEOGRAPHY. Natives exclusively of the northern hemisphere, where they are found in cold or temperate climates. One species, *Cerasus occidentalis*, is ? native of the West Indies; a kind of Almond, *Amygdalus microphylla*, inhabits hot arid plains in Mexico; and another, *A. cochinchinensis*, is reputed to grow in the woods of Cochinchina.

PROPERTIES. The astringent febrifugal properties of Rosaceae, with which order these are usually combined, are also found in Amygdaleae; as in the bark of *Cerasus virginiana*, which is prescribed in the United States, and of the capollim of Mexico. They are, however, better known for yielding an abundance of prussic, or hydrocyanic, acid, a deadly principle residing in the leaves and kernel; in consequence of which some of the species are poisonous to cattle which feed upon them: as, for example, the *Cerasus capricida*, which kills the goats of Nipalj and the *C. virginiana*, which is known in North America to be dangerous. They all of them, also, yield a gum, analogous to gacanth. Notwithstanding, however, the poisonous principle that is present in them, their fruit is, in many cases, a favourite food; that of the *Amygdalus* (peach and nectarine), *Prunus* (plum), and *Cerasus* (cherry), are among the most delicious with which we are acquainted; the seed of *Amygdalus* is familiar to us under the name of almonds, and its oil under the name of almond oil. The bark of the root of *Cerasus capollim* is used in Mexico against dysentery. *DC.* The leaves of *Prunus spinosa* (sloe), and *Prunus avium* (wild cherry), have been employed as a substitute for tea. *Ibid.* The former are well known to afford one of the means used in Europe for preparing the black tea of China. *Prunus domestica*, or the common plum, is chiefly prepared in France, from the varieties called the St. Catherine and the green-gage, and in Portugal from a sort which derives its name from the village of Guimaraens, where they are principally dried. They contain so large a quantity of sugar, that brandy is distilled from them when fermented; and kept to manufacture sugar from them. *A. R.* The *Prunus frunus brigantiaca* yields a fixed oil, called *Huile des Mannottes*, which is used instead of olive or almond oil. *Ibid.* The bark of *Prunus domestica* is one of the substances that has been reported to resemble Jesuits' bark. *Mid.* *Prunus cocomilia* yields a bark, the febrifugal property highly. According to Tenore, it is a specific cure of the dangerous intermittent fevers of Calabria, where it grows, and a variety of *Cerasus avium* is used, in the Vosges and the Black Forest, for the preparation of the liqueur known under the name of *Kirschenwasser*. The flowers of *Amygdalus persica* (peach) are gently laxative, and are used advantageously for children. The kernel of *Cerasus occidentalis* is used for flavouring the liqueur *Noyau*.

GENERA.

<i>Prunus</i> L.			
<i>Ceraim</i> Juss.	<i>Armeniaca</i> , Tourn.	<i>Amygdalophora</i> ,	? <i>Pygeum</i> , Colebr.
<i>CeraLophora</i> X	<i>Amygdalus</i> , L.	Neck.	<i>Polydantia</i> , Bl.
a, Neck,	<i>juwiv</i> , Tourn.	<i>Trichocarpvu</i> . Neck.	

SUB-ORDER. . SANGUISOUBEJE. THE BURNET TRIBE.

ROSACES, § Sanguisorbeae, *Juss. Gen.* 33G. (1789); *DC. Prodr.* 2.588.(1828); *Lindl Synops.* 102. (1829); *Martius Conspectus*, No. 215. (1835).—CLIFFORTIACEJE, *Id.* No. 216.

ESSENTIAL CHARACTER.—*Flowers* often unisexual. *Calyx* with a thickened tube and a 3- 4- or 5-lobed limb, its tube lined with a disk. *Petals* none. *Stamens* definite, sometimes fewer than the segments of the calyx, with which they are then alternate, arising from the orifice of the calyx; *anthers* 2-celled, innate, bursting longitudinally, occasionally 1-celled, bursting transversely. *Ovary* solitary, simple, with a style proceeding from the apex or the base; *ovule* solitary, always attached to that part of the ovary which is next the base of the style; *stigma* compound or simple. *Nut* solitary, enclosed in the often indurated tube of the calyx. *Seed* solitary, suspended or ascending; *embryo* without albumen; *radicle* superior or inferior; *cotyledons* large, plano-convex.—*Herbaceous* plants or *undershrubs*, occasionally spiny. *Leaves* simple and lobed, or compound, alternate, with stipules. *Flowers* small, often capitate.

ANOMALIES. The stipules of *Cliffortia* cohere with the leaves. *Alchemilla arvensis* has simple 1-celled anthers bursting transversely, and ascending ovules.

AFFINITIES. This sub-order, usually combined with Rosaceae, appears as if it demanded a distinct station, on account of its constantly apetalous flowers, its indurated calyx, and the reduction of carpels to one only; it is, however, not, as far as I know, distinguishable by any other characters. The presence of petals, a character assigned to *Acena*, I have shown, in the *Botanical Register*, to have no existence. Usually the ovule is suspended, the style arising from below the apex of the carpel; but when the style proceeds from the base of the carpel, the ovule is ascending, in all cases adhering to the ovary immediately over against the origin of the style. Various kinds of adhesion between the leaves and the stipules take place in the genus *Cliffortia*, and have given rise to a number of errors; for an explanation of which, see De Candolle's remarks in the *Annales des Sciences Naturelles*, 1. 447. Von Martius has, I perceive, an order Cliffortiaceae; but I am unacquainted with the grounds upon which it is cut off from Sanguisorbeae.

GEOGRAPHY. Natives of heaths, hedges, and exposed places in Europe, North and South America beyond the tropics, and the Cape of Good Hope; in which latter country they represent the Rosaceae of Europe.

PROPERTIES. Their general character is astringency. A decoction of *Alchemilla vulgaris* is slightly tonic. This is asserted, by Frederick Hoffmann, and others, to have the effect of restoring the faded beauty of ladies to its earliest freshness. *Sanguisorba officinalis*, or common Burnet, is a useful fodder. A. R.

GENERA.

Alchemilla, L.	Polyiepis, R. et P.	Sanguisorba, L.	Cliffortia, L.
Aphanes, L.	Acaena, Vahl.	Poterium, L.	Morilandia, Neck.
Margyricarpus, R.etP.	Ancistrum, Forst.	Pimpinella, Adans.	Nenax, Gaertn.
			Cercocarpus, H. B. K., ^m

ORDER CX. LEGUMINOSAE, }
 OR } THE BEAN TRIBE.
 FABACEAE. }

LEGUMINOSE, *Juss. Gen.* 345. (1789); *Bronn. Diss.* (1822); *DC. Prodr.* 2. 93. (1825); *Lindl. Synops.* 75. (1829).

ESSENTIAL CHARACTER.—*Calyx* 5-parted, toothed, or deft, inferior, with the odd seg-

ment anterior; the segments often unequal, and variously combined. *Petals* 5, or by abortion 4, 3, 2, 1, or none, inserted into the base of the calyx, either papilionaceous or regularly spreading; the odd petal posterior. *Stamens* definite or indefinite, perigynous, or hypogynous, either distinct or monadelphous, or diadelphous; very seldom triadelphous; *anthers* versatile. *Ovary* simple, superior, 1-celled, 1- or many-seeded; *style* simple, proceeding from the upper margin; *stigma* simple. *Fruit* either a legume or a drupe. *Seeds* attached to the upper suture, solitary or several, occasionally with an aril; *embryo* destitute of *albumen*, either straight or with the radicle bent upon the cotyledons; *cotyledons* either remaining under ground in germination, or elevated above the ground, and becoming green like leaves.—*Herbaceous* plants, *shrubs*, or vast *trees*, extremely variable in appearance. *Leaves* alternate, most commonly compound *f* *petiole* tumid at the base. *Stipules* 2 at the base of the petiole, and 2 at the base of each leaflet. *Pedicels* usually articulated, with 2 bractlets under the flower.

ANOMALIES. The Detariums are apetalous and drupaceous. *Ceratonia*, and five or six other genera, are also apetalous. Some *Mimoseae* are monopetalous; the latter section and *Swartziae* have usually also hypogynous stamens. *Diphaca* and a species of *Caesalpinia* have regularly 2 ovaries. *Ormosia* has 2 stigmas. *DC.* *Sophora*, and some others, have no stipules. Some have opposite leaves. *Albumen* present in *Fillsea*, *Guill.* Also in *Cathartocarpus* *Fistula*.

AFFINITIES. The most common feature is, to have what are called papilionaceous flowers; and when these exist, no difficulty is experienced in recognising this order, for papilionaceous flowers are found nowhere else. Another and a more invariable character is to have a leguminous fruit; and, by one of these two characters all the plants of the family are known. It is remarkable, however, for the complete obliteration of one or other of these distinctions in many cases. *Swartziae* have the irregularity in the corolla carried so far that not more than 1 or 2 petals remain; *Csesalpinieae* have a less irregular flower, with spreading petals and stamens adhering to the calyx; while *Mimoseae* have perfectly regular flowery and indefinite hypogynous stamens. *Detarium*, instead of a legume, bears a fruit not distinguishable from a drupe. This last circumstance is easily to be understood, if we bear in mind that a legume and a drupe differ more in name than reality, the latter being formed upon precisely the same plan as the former, but with this modification, that its pericarp is thickened, more or less fleshy on the outside and stony on the inside, 1-seeded, and indehiscent. Hence some of the regular-flowered genera with distinct stamens may be said to be Rosaceous in flower, and Leguminous in fruit. Simple, therefore, as the diagnosis of the order usually is, *Brown* is perfectly correct in asserting that, until he indicated the difference of the position of the odd lobe of the calyx in *Leguminosae* and *Rosaceae* (*Amygdaleae*), no positive character had been discovered to distinguish the one order from the other. The presence of stipules at the base of the leaflets of the compound leaves of *Leguminosae* is a character in the vegetation by which they may be known from *Rosaceae*. Very few double flowers are known in this order; those of *Spartium junceum* and *Ulex europaeus* are the most remarkable; the nature of the latter I have described in detail in the *Trans. of the Hort. Soc.* vol. 7. p. 237. Two ovaries are common in *Wistaria sinensis*; and the same phenomenon is to be seen, according to *De Candolle*, in *Gleditschia*: it appears also to be normal in *Diphaca* and *Caesalpinia digyna*. *Aug. de St. Hilaire* is said (*DC. Mém.* 52.) to have found a *Mimosa* in Brazil with 5 carpels: on account of these, and other circumstances, *De Candolle* assumes the carpel of *Leguminosae* to be solitary by abortion, and that a whorl of 5 is that which is necessary to complete the symmetry of the flowers. Of the accuracy of this view I am satisfied; but I think it might have been proved as satisfactorily from analogy, without the aid of such instances. In consequence of the highly irritable nature of the leaves of many of the plants of this order, and of the tendency to irritability discoverable in them all, some botanists have placed them at the extremity of their system, in

contact with the limits of the animal kingdom. See *Agardh Classes*, p. 4. and *Martins, II. R. M.* p.] 76. For observations upon the nature of this irritability, see *Dutrochet sur la Motilité*, Paris, 1824, in which the author endeavours to shew that the motion is the effect of galvanic agency; and the same writer's *Nouvelles Recherches sur VExosmose*, #c, in which he alters the explanation of the manner in which galvanism produces the motion, adhering, however, to his opinion of that subtle principle being the real agent. This ingenious naturalist might have been satisfied with attributing the phenomenon to an inherent vital action, without puzzling himself with a vain search after first causes, which always leaves the most successful inquirer exactly where he set out. For remarks upon the order in general, see De Candolle's valuable *Me'moire*, published at Paris in 1825-6, in one thick volume 4to. The relation that is borne by this order to Chrysobalanaceae will be explained under that order. To the tribes formerly included under the name of Terebintaceae, Leguminosae are nearly allied in many important circumstances, but are distinguished by their stipules, which nevertheless exist in *Canarium* among Burseraceae, and which do not exist in *Sophora*, a Leguminous genus. With Xanthoxylaceae they are allied through *Ailanthus*. The monadelphous stamens, irregular flowers, occasional simple ovary, style, and stigma of Polygalaceae, are all so many points of affinity with Leguminosae.

In many respects this order is one of the most important which the botanist can study, but especially as it serves to show how little real importance ought to be attached to dehiscence of fruit in determining the limits of natural orders. What may be called the normal fruit of Leguminosae is a legume, that is to say, a dry simple ovary, with a suture running along both its margins, so that at maturity it separates through the middle of each suture into two valves; but every conceivable degree of deviation from this type occurs: the *Arachis* and many more are indehiscent; *Detarium* is drupaceous; in *Car? michselia* the valves separate from the suture, which remains entire, like the replum of Cruciferae; in all lomentaceous genera, such as *Ornithopus*, the valves are indehiscent in the line of the suture, but separate transversely; in *Entada* a combination of the peculiarities of *Carmichaelia* and lomentaceous occurs; and, finally, in *Hsematoxylon* the valves adhere by the suture and split along the axis. The divisions which have been proposed in this extensive order are of unequal value; it is possible that two of them, namely, *Mimosae* and *Csesalpinicae* may deserve, as Brown seems to think, the rank of sub-orders; for they really appear to be of the same importance with reference to *Papilionaceae*, as *Amyridaceae*, *Connaraceae*, *Anacardiaceae*, and *Burseraceae*, with respect to each other. I give them, however, as I find them in De Candolle.

His first and most important division depends upon the form of the embryo, out of which arise the divisions called *Curvembriae* and *Rectembriac*; viz.—

CURVEMBRIJE.

Radicle bent back upon the cotyledons.

These are distinguished into two tribes by the structure of their flower*, viz.—

Tribe 1. PAPILIONACE-*. R. Br.

Calyx with distinct lobes. Stamens perigynous. Corolla papilionaceous.

The germination of this tribe varies thus:—some of the species push their cotyledons above ground, which become green, resembling leaves; and of these none bear seeds which are eaten by man or animals: others germinate with their cotyledons under ground, and it is among these only that all the kinds (whirl) of what we call pulse are found: the former De Candolle calls *Phyl-*

lolobete, and they are divided by him into sections, viz. 1. § Sophoreae, 2 § Lo-teae, 3. § Hedysareae; the latter he designates as *Sarcolobea*, which comprehend, 4. § Viciese, 5. § Phaseoleae, 6. § Dalbergieae.

Tribe 2. SWARTZIE[^]B. DC.

Calyx bladdery, with indistinct lobes. Stamens hypogynous. Corolla none, or petals only 1 or 2.

RECTEMBRIM.

Radicle of the embryo straight.

The tribes are known by the position of their stamens and the aestivation of their petals.

Tribe 3. CJSSALPINIEJS. R. Br.

Petals imbricated in aestivation, and stamens perigynous.

Of the genera comprehended in this tribe, those which have petals, and their stamens variously combined, are called § Geoffrieae; such as have petals, the stamens being distinct, are § Cassieae; and a couple of genera, with drupaceous fruit and no petals, constitute § Detariese.

Tribe 4. MIMOSEA. R. Br.

Sepals and petals valvate in aestivation. Stamens hypogynous.

The reader is referred to the 2d volume of De Candolle's *Prodromus* for further information upon these divisions.

GEOGRAPHY. The geographical distribution of this order has been considered with great care by De Candolle, from whom I take the substance of what follows.

One of the first things that strikes the observer is, that if a number of genera of Leguminosae have as extensive a range as those of other orders, there is a very considerable number of which the geographical limits are clearly defined. Thus the genera of New Holland are in most cases unknown beyond that vast island; the same may be said of North and South America, and the Cape of Good Hope; and there are between 14 and 15 genera unknown beyond the limits of Europe and the neighbouring borders of Asia and Africa. About 92 genera out of 280 are what are called sporadic, or dispersed over different and widely separated regions, such as Tephrosia, Acacia, Glycine, and Sophora. The species are found more or less in every part of the known world, with the exception, perhaps, of the island of Tristan d'Acugna and St. Helena, neither of which do they inhabit; but they are distributed in extremely unequal proportions; in general they diminish sensibly in approaching the pole, especially the Rectembriae, which are unknown in northern regions. This will be apparent from the following table :— •

	<i>Curvembr,</i>	<i>Rectembr.</i>
Europe, with the exception of the Mediterranean	. 184 .	. 0
Siberia 128 .	. 1
United States 167 .	. 16
China, Japan, and Cochinchina 64 .	. 13
Levant 247 .	. 3
Basin of the Mediterranean 466 .	. 2
Canaries 21 .	. 0
Arabia and Egypt 78 .	. 9
Mexico 90 .	. 62
West Indies 134 .	. 87
East Indies 330 .	. 122
Equinoctial America 246 .	. 359
Equinoctial Africa 81 .	. 49
New Holland 154 .	. 75
Isles of Southern Africa 29 .	. 13
South America beyond the tropics 18 .	. 11
Cape of Good Hope 334 .	. 19
South Sea Islands li .	. 2

This distribution, if condensed, will give the following results:—

Equinoctial zone 910 .	. 692
Beyond the tropics to the north 1277 .	. 35
— — — — — • south 417 .	. 107

PROPERTIES. This order is not only among the most extensive that are known, but also one of the most important to man, with reference to the objects either of ornament, of utility, or of nutriment, which it comprehends. When we reflect that the *Cercis*, which renders the gardens of Turkey resplendent with its myriads of purple flowers; the *Acacia*, not less valued for its airy foliage and elegant blossoms than for its hard and durable wood; the *Braziletto*, *Logwood*, and *Rosewoods* of commerce; the *Laburnum*; the classical *Cytisus*; the *Fürze* and the *Broom*, both the pride of the otherwise dreary heaths of Europe; the *Bean*, the *Pea*, the *Vetch*, the *Clover*, the *Trefoil*, the *Lucerne*, all staple articles of culture by the farmer, are so many species of *Leguminosae*; and that the *Gums Arabic* and *Senegal*, *Kino*, and various precious medicinal drugs, not to mention *Indigo*, the most useful of all dyes, are products of other species,—it will be perceived that it would be difficult to point out an order with greater claims upon the attention. It would be in vain to attempt to enumerate all its useful plants or products, in lieu of which I shall speak of the most remarkable, and of those which are least known, and in so doing I shall classify the products according to the tribes already defined.

Tribe 1. PAPILIONACEÆ.

The general character of this Tribe is, *its nutritious, or at least wholesome, characters*; thus the § *Trifoliese*, comprehending *Clover*, *Medick*, *Lucerne*, *Trefoil*, &c. are valuable fodder plants, as are also *Saintfoin*, *Ornithopus* or *Serradilla*, various *Astragali*, *Crotalaria juncea*, *Desmodium diffusum*, *Indigofera enneaphylla*, &c.—As pulse, we have *Peas*, *Beans*, *Lentils*, *Pigeon peas*, (*Cajanus*), the seeds of various species of *Dolichos*, *Phaseolus*, &c.—Of the *nutritious* or *saccharine* qualities of other parts we have several useful instances. The roots of the liquorice (*Glycyrrhiza glabra*) contain an abundance of a sweet subacid mucilaginous juice, which is much esteemed as a pectoral; similar qualities are ascribed to *Trifolium alpinum* roots. The roots of *Abrus precatorius* possess exactly the properties of the liquorice root of the shops. *Ainslie*, 2. 79. In Java they are found demulcent. Those of *Dolichos tuberosus* and *bulbosus*, *Apios*, *Pueraria*, and *Lathyrus tuberosus*, are wholesome food. According to Don (*Prodr.* no. 247.), Manna is produced by several species related to *Alhagi Maurorum*. It is remarkable that this secretion is not formed in India, Arabia, or Egypt, the climate of Persia and Bokhara seeming alone suited for its production. *Royle*.—The *purgative properties* of *Leguminosae* are principally confined to the tribe *Caesalpiniese*. They, however, occur in *Colutea arborescens* and *Coronilla Emerus* in the present tribe; as well as certain species of *Genista*, *Cytisus*, *Robinia*, and *Clitoria*. *Royle*.—*Many are tonics and astringents*. The bark of *Sesbania grandiflora* is powerfully bitter and tonic. The root of *Hedysarum sennoides* is accounted in India tonic and stimulant. *Ainslie*, 2. 53. African Kino is the produce of *Pterocarpus erinacea*, *R. Br.*, Gum Dragon and Saunders wood of *Pterocarpus Draco* and *Santalinus*, Gum Lac of *Erythrina monosperma*. The *Dalbergia monetaria* of Linnaeus yields a resin very similar to Dragon's Blood. *Ainslie*, 1. 115. A similar juice is yielded by *Butea frondosa* and *superba*. *DC.* The seed of *Psoralea corylifolia* is considered by the native practitioners of India stomachic and deobstruent. *Ainslie*, 2. 141. A strong infusion of the root of *Mucuna pruriens*, sweetened with honey, is used by the native practitioners of India in cases of cholera morbus. *Ainslie*, 1. 93. The irritating effects of the hairs, or Cowhage, that clothe the pods of this plant

are well known. A decoction of the bitter root of *Galega purpurea* (Tephrosia) is prescribed by the Indian doctors in cases of dyspepsia, lientery, and tympanitis. *Ainslie*, 2. 49. The powdered leaf of *Indigofera Anil* is used in hepatitis. *Ibid.* 1. 179. The leaves of the *Phaseolus trilobus* (called *Sem*, or *Simbi*) are considered by Indian practitioners cooling, sedative, antibilious, and tonic, and useful as an application to weak eyes. *Trans. M. and P. Soc. Calc.* 2. 406. The roots and herbage of *Baptisia tinctoria* have been found to possess antiseptic and sub-astringent properties. They have also a cathartic and emetic effect. *Barton*, 2. 57. This emetic quality is also possessed by others. The root of *Clitoria Ternatea* is emetic. *Ainslie*, 2. 140; and similar properties will be found to exist among the tribe *Mimoseae*.—Others are *diuretics*, as the roots of Beans, Genistas, Ononis, *Anthyllis cretica*, &c. *DC.*—*A few produce gum*; *Tragacanth* is yielded by *Astragalus verus* and similar spiny species; this is, however, very different from the gum of *Mimoseae*.—*Among dyes* are Indigo, produced from various species of *Indigofera*, especially *tinctoria*, and *Tephrosia Apollinea*. The flowers of *Butea frondosa* and *superba* yield a beautiful dye, and the roots form strong rope. *Royle*.—*Several afford timber* of excellent quality, especially the *Robinia Pseudacacia*, or *Locust tree*, which is light, bright yellow, hard, and extremely durable, but brittle; the wood of *Laburnum* is a light olive green, beautifully grained, and suitable for cabinet-makers' purposes. *Pterocarpus dalbergioides*, and several species of *Dalbergia*, are remarkable in India for the excellence of their wood. *Sissoo*, the timber of the *Dalbergia* of that name, is one of the most valuable of forest-trees.—Occasionally *narcotic properties* have been recognized. The seeds of *Lathyrus Aphaca* are said to produce intense headach if eaten abundantly: the seeds of the *Laburnum* are poisonous; they contain a principle called *Cytisine*. Those, of *Abrus precatorius*, *Anagyris foetida*, and others, have a similar property. See an analysis of *Cytisus*, *Anagyris*, and *Coronilla* seeds, in *Mém. Soc. Phys. Genev.* v. 75. The leaves and branches of *Tephrosia* are used for intoxicating fish; the leaves of *Ornithopus scorpioides* are capable of being employed as vesicatorics. The juice of *Coronilla varia* is poisonous. The roots of *Phaseolus radiatus* are narcotic. *Royle*.—Finally, besides these purposes, certain species have been found to be useful in other ways. The volatile oil of *Dipterix* (or *Coumarouma*) - *odorata*, or *Tonka Bean*, has been ascertained to be a peculiar principle called *Coumarin*. It was mistaken by *Vogel* for *Benzoic acid*. *Turner*, 660. It may be found in a crystallised state between the skin and the kernel, and exists abundantly in the flowers of *Melilotus officinalis*. *Ed. P. J.* 3. 407. It has been found that a peculiar acid, called *Carbazotic*, is formed by the action of nitric acid upon Indigo. *Turner*, 641. Sulphur exists in combination with different bases in peas and beans. *Ed. P. J.* 14. 172. The leaves of *Coronilla picta* are highly esteemed among the Hindoos, on account of the virtues they are said to possess in hastening suppuration when applied in the form of a poultice, that is, simply made warm, and moistened with a little castor oil. *Ainslie*, 2. 64.

Tribe 2. SWARTZIEJE.

Nothing is known of their properties, except that *Baphia* yields the King-wood of the cabinet-makers.

Tribe 3. CÆSALPINIÆ.

Purgative properties are their great character; otherwise they much resemble *Papilionaceae*. *Senna* is their most remarkable product. The *Senna* of the shops consists, according to *Delile*, of *Cassia acutifolia*, *Cassia Senna*, and *Cynanchum Argel*. He says the *Cassia lanceolata* of Arabia does not yield the *Senna* of commerce. The active principle of *Senna* is called *Cathartine*. It was discovered by *Lassaigne* and *Fenuelle*. *Ed. P. J.* 7. 389. *Purgative*

properties are also found in the pulp within the fruit of *Cathartocarpus fistula* and *Ceratonia siliqua*, and also of the Tamarind, the preserved pulp of which is so well known as a delicious confection. Malic acid exists in the Tamarind, mixed with tartaric and citric acids. *Turner*, 634. *Cassia marilandica* is found in North America a useful substitute for the Alexandrian Senna. *Barton*, 1. 143.—As an instance of *pulse*, in this tribe *Ceratonia siliqua* may be adduced, which, under the name of the Carob Tree, or Algaroba bean, is consumed in the south of Spain by horses.—Some are reported to produce *powerfully bitter and tonic effects*. Various species of *Geoffraa*, the bark of *Caesalpinia Bonduccella* are of this class. The kernels of *Guilandina Bonduccella* are very bitter, and are supposed by the native doctors of India to possess powerful tonic virtues. When pounded small and mixed with castor oil, they form a valuable external application in incipient hydrocele. *Ainslie*, 2. 136. The leaves are a valuable discutient, fried with a little castor oil, in cases of hernia humoralis. *Ibid.* The native practitioners in India prescribe the dried buds and young flowers of *Bauhinia tomentosa* in certain dysenteric affections. *Ibid.* 2. 48. The bark of *Bauhinia variegata*, and also of *Cassia auriculata*, are, according to Roxburgh, used by the natives in tanning and dyeing leather, as well as in medicine. *Royle*.—The roots of *Guilandina Nuga* and *Moringa* are *diuretic*. *DC.*—Among dyes are Logwood, the wood of *Haematoxylon campeachianum*, and the red dye yielded by several *Caesalpinias*. The colouring matter of Logwood is a peculiar principle, called Hsematin. The *bukkum* or sappan wood of India belongs to *Caesalpinia sappan*. A deep red is yielded by the chips of *Adenanthera pavonina*, it is called *rukta-chundun*, or red sandal wood. *Royle*.—Several afford timber. The Brazil wood of commerce is obtained from *Caesalpinia Brasiliensis*. Some of the Indian species yield good timber; others, as *Bauhinia racemosa* and *parviflora*, have bark employed in making rope. An oil is expressed from the seeds of some, as *Caesalpinia oleosperma*; others exude a mild gum, like the *Mimoseae*, and some other plants, which have at the same time an astringent bark. A brownish coloured gum is said, by Roxburgh, to be afforded by his *Bauhinia retusa*; it is also collected from *B. emarginata*, in the Deyra Doon, and called *sem-ke-gond*. *Royle*. The resin *animi* is procured from *Hymenaea Courbaril*; the Copal of Mexico is supposed to be the produce of some plant allied to this. A fragrant resinous principle is exuded by *Aloexylum Agallochum*. *Id.* p. 185.

Tribe 4. MIMOSEJE.

Astringency in the bark, and the production of a sort of gum in the same part, is the great characteristic of this tribe.—Of *gums*, *Acacia verek* yields *gum Senegal* on the western coast of Africa; *A. nilotica* and *seyal*, *gum arabic* in Nubia; something similar is produced in New Holland by *A. decurrens*, and in India by *A. arabica*, *farnesiana*, and *speciosa*. *Royle*. For an account of the Gum forests, see *Fl. Seneg.* 1. 246.—As an instance of *pulse*; the seeds of *Parkia africana* are roasted as we roast coffee, then bruised, and allowed to ferment in water. When they begin to become putrid, they are well washed and pounded; the powder is made into cakes, somewhat in the fashion of our chocolate; they form an excellent sauce for all kinds of meat. The farinaceous matter surrounding the seeds forms a pleasant drink, and they also make it into a sweetmeat. *Brown in Denham*, 29.—*Tonic and astringent* qualities are also present here. The bark of *Acacia Arabica* is considered in India a powerful tonic; it is also extensively used in tanning leather. *Royle*. A decoction of its pods is used as a substitute for that of the seeds of *Mimosa saponaria* for washing. *Ibid.* 2. 142. Its tonic powers are connected with the astringent and tanning properties of several others. Some of the Algarobas or Prosopises of the western part of South America bear fruit, the pericarp of which consists almost wholly of tannin. The bark of some of the species of

Acacia abound to such a degree in tanning principles as to have become objects of commercial importance. In 1824 some tons of the extracts of Acacia bark were imported from New South Wales for the use of tanners. *Ed. P. J.* 11. 266. The pods of Cassia Sabak and Acacia nilotica are used in Nubia for tanning. *Delile Cent.* 10. The valuable astringent substance, called Catechu, or Terra Japonica, is procured by boiling and evaporating the brown heart-wood of Acacia Catechu, or Khair Tree: it is obtained by simply boiling the chips in water until the inspissated juice has acquired a proper consistency; the liquor is then strained, and soon coagulates into a mass. *Brewster,* 5. 349. See also *Royle's Illustr.* p. 182.—*Others are emetics.* According to Horsfield, the Acacia scandens of Java is emetic. *Ainslie,* 2. 108.—A few are *purgatives.* Properties of this kind exist in the pulp within the fruit of Mimosa fagifolia. The same may be said of Inga faeculifera, or the *Pois doux*, of St. Domingo, that bears pods filled with a sweet pulp, which the natives use. *Hamilt. Prodr.* 62.—Several afford timber. The fine Jacaranda, or Rose-wood of commerce, so called because when fresh it has a faint but agreeable smell of roses, is produced by a species of Mimosa in the forests of Brazil. *Pr. Max. Trav.* 69. The timber of Acacia arabica and farnesiana is used in India for wheels and tent-pegs; that of other species attains a large size, as of A. Kalkera and A. speciosa; the latter is dark-coloured, and close-enough grained for making furniture. A. elata, xylocarpa, sundra, odoratissima, stipulacea, and cinerea, all yield it of good quality. *Royle.*—*Saponaceous qualities* reside in some species. The saponaceous legumes of Acacia concinna form a considerable article of commerce in India, and the seeds of Entada Pursactha, called *gela*, are used by the natives for washing their hair. *Royle.*—Finally, a small number are poisonous. The root of Mimosa, called Spongia, is accounted a poison in Brazil. *Ed. P. J.* 14. 267. It is reported that the leaves and branches of Acacia iuliflora are poisonous to cattle. The bark of some species, as of A. ferruginea and leucophaea, added to jagghery water, is distilled in India as an intoxicating liquor. *Royle.*

GENERA.

Tribe 1. PAPILIONACEJE, DC.

§ 1. SOPHOREJE, DC.	Burtonia, R. Br.	Goodia, Salisb.	Aspalathus, L.
Sophora, L.	Jacksonia, R. Br.	Scottia, R. Br.	<i>Eriocalyx</i> , Neck.
Ammodendron, Fisch.	Viminaria, Sm.	<i>Scottea</i> , DC.	Ulex, L.
Styphnolobium, Schot.	Sphaerolobium, Sm.	Templetonia, R. Br.	Stauracanthus, Link.
Kdwardsia, Salisb.	Aotus, Sm.	Rafnia, Thunb.	Spartium, L.
Ormosia, Jacks.	Xeropetalum, R. Br.	<i>Mdmannia</i> , Thunb.	<i>Spartianthus</i> , L.
Virgilia, Lam.	Dillwynia, Sm.	Vascoa, DC.	Genista, Lam.
Layia, H. et A.	Eutaxia, R. Br.	Borbonia, L.	<i>Salzwedelia</i> , Fl. Wet.
Macrotropis, DC.	Sclerothamnus, R. Br.	Achyronia, Wendl.	<i>Voglera</i> , Fl. Wett.
<i>Anagyris</i> , Lour.	Gastrolobium, R. Br.	Liparia, L.	Cytisus, L.
Anagyris, L.	Euchilus, R. Br.	Priestleya, DC.	<i>Calycotome</i> , Link.
<i>Piptanthwt</i> , Sweet.	Pultenaea, Sm.	Hallia, Thunb.	<i>Viborgia</i> , Moench.
Thermopsis, R. Br.	Daviesia, Sm.	Heylandia, DC.	Adenocarpus, DC.
<i>Thermia</i> , Nutt.	Mirbelia, Sm.	Crotalaria, L.	Ononis, L.
Baptisia, Vent.	§ 2. LOTEJE, DC.	<i>Chrysocalyx</i> , G. et P.	<i>Anonis</i> , Tourn.
Cyclopia, Vent.	If 1. Genisteae, DC.	Lupinus, L. (18)	<i>Natrix</i> , Moench.
<i>Ibbetsonia</i> , Sims.	Hovea, R. Br.	Pycnospora, R. Br.	Requienia, DC.
Podalyria, Lam.	<i>Poiretia</i> , Sm.	Xerocarpus, G. et P.	Anthyllis, L.
<i>Aphara</i> , Neck.	<i>Physicarpns</i> , Poir.	Clavulium, Desv.	¶ 2. Trifolieae, DC.
Chorozemia, La Bill.	Plagiolobium, Sweet.	Hypocalyptus, Thunb.	Medicago, L.
Podolobium, R. Br.	Lalage, Lindl.	Wiborgia, Thunb.	<i>Hymenocarpus</i> , Savi.
Oxylobium, Andr.	Platylobium, Sm.	<i>Vlborgia</i> , Spreng.	<i>Diploprion</i> , Viv.
Callistachys, Vent.	<i>Cheilococca</i> , Salisb.	Loddigesia, Sim3.	Trigonella, L.
<i>Callistachya</i> , Sm.	Platychilum, Delaun.	Dichilus, DC.	<i>Burcrns</i> , Mccnch.
Brachysema, R. Br.	Bossiaea, Vent.	Lebeckia, Thunb.	<i>Falcatula</i> , Brot.
Goinpholobium, Sm.	Westonia, Spreng.	Sarcophyllum, Thunb.	Pocockia, Scr.

- Melilotus, Tourn.Juss. *Brissonia*, Neck. Ormocarpum, P. Br. Amphodus, Lindl.
 Trifolium, L. *Erebinthus*, Mitch. *Amicia*, H. B. K. Rhynchosia, Lour.
Paramesus, Presl. *Reineria*, Moench. *Poiretia*, Vent. *Acryphyllum*, Lour.
Amareus, Presl. *Amorpha*, L. *Turpinia*, Pers. *Glycine*, Nutt.
Amoria, Presl. *Bonafidia*, Neck. *Myriadenus*, Desv. *Eriosema*, DC.
Micranthemum, Presl. *Eysenhardtia*, H.B.K. *Geissaspis*, W. et A. *Fagelia*, Neck.
Galearia, Presl. *Nissolia*, Jacq. *Zornia*, Gmel. *Wisteria*, Nutt.
Calycomorphum, Presl. *Macharium*, Pers. *Stylosanthes* Sw. *Thyrsanthus*, £11.
Mystullus, Presl. *Müllera*, L. fil. *Adesmia*, DC. *Kraunhia*, Rafin.
Dactyphyllum, Raf. *Lonchocarpus*, H.B.K. *Patagonium*, Schrk. *Apios*, Moench.
Lupinaster, Moench. *Xiphocarpus*, Presl. *Heteroloma*, Desv. *Bradlea*, Adans.
Pentaphyllon, Pers. *Robinia*, L. *vEschynomene*, L. *Phaseolus*, L.
Dorycnium, Tourn. *Pseudacacia*, Tourn. *Smithia*, Ait. *Strophostyles*, Ell.
Leobordea, Del. *Poitaea*, DC. *Petagnana*, Gmel. *Phasellus*, Moench.
Bonjcania, Rchb. *Poitea*, Vent. *Lourea*, Neck. *Nomismia*, W. et A.
Lotus, L. *Sabinea*, DC. *Christia*, Moench. *Cantharospermum*,
Krockeria, Moench. *Coursetia*, DC. *Urania*, Desv. *W. et A.*
Lotea, Medic. *Herminiera*, G. et P. *Doodia*, Roxb. *Plectrotropis*, Thonn.
Tetragonolobus, Scop. *Sesbania*, Pers. *Nicolsonia*, DC. *Diesingia*, Endl.
Scandalida, Neck. *Sesbana*, P. Br. *Perottetia*, DC. *Cyrtotropis*, Wall.
Cyamopsis, DC. *Agati*, Rheede. *Desmodium*, Desv. *Soja*, Moench.
Hcmispadon, Endl. *Glottidium*, Desv. *Diccrma*, DC. *Dolichos*, L.
Hosackia, Benth. *Piscidia*, L. *Phyllodium*, Desv. *Vigna*, Savi.
Podolotus, Benth. *Piscipula*, Loeffl. *Taverniera*, DC. *Lablab*, Adans.
II 3. Clitorieae, DC. *Ichthyomethia*, P.Br. *Hedysarum*, L. *Lablavia*, Don.
Psoralea, L. *Daubentonia*, DC. *Echinolobium*, Desv. *Dolichos*, Gaertn.
Dorycnium, Mnch. *Corynella*, DC. *Rathkea*, Thonn. *Pachyrrhizus*, Rich.
Rutera, Mnch. *Corynitis*, Spreng. *Onobrychis*, Tourn. *Cacara*, Pet. Thou.
Indigofera, L. *Caragana*, Lam. *Eleiotis*, DC. *Parochetus*, Hamilt.
Clitoria, L. *Halodendron*, Fisch. *Lespedeza*, Michx. *Dioclea*, H. B. K.
Ternatea, Kunth. *Halodendron*, DC. *Ebcnus*, L. *Hymenospron*, Sprng.
Vexillaria, Hffg. *Diphysa*, Jacq. *Flemingia*, Roxb. *Psophocarpus*, Neck.
Neurocarpum, Desv. *Calophaca*, Fisch. *Ostryodium*, Desv. *Botor*, Adans.
Martia, Leand. *Colutea*, L. *Lourea et Moghania*, *Pillera*, Endl.
Martiusia, Schult. *Sphaerophysa*, DC. *Jaume St. H.* *Camptosema*, H. et A.
Cologetia, H. B. K. *Swainsonia*, Salisb. *Manna*, Don. *Canavalia*, DC.
Galactia, P. Browne. *Lessertia*, DC. *Alhagi*, Tourn. Desv. *Canavali*, Adans.
Shuteria, W. et A. *Sulitra*, Med. *Alysicarpus*, Neck. *Malovhia*, Savi.
Johnia, W. et A. *Sutherlandia*, R. Br. *Hallia*, Jaume St. H. *Toeniocarpum*, Desv.
Pitcheria, Nutt. *Colutia*, Moench. *Fabricia*, Scop. *Mucuna*, Adans.
Odonia, Bert. *Streblohriza*, Endl. *Bremontiera*, DC. *Hornera*, Neck.
Vilmorinia, DC. *Clianthus*, Sol. f 7. *Vicieae*, DC. *Stizolobium*, Pers.
Barbiera, DC. *Donia*, Don. *Cicer*, L. *Negretia*, R. et P.
Grona, Lour. f 5. *Astragaleae*, DC. *Faba*, DC. *Citta*, Lour.
Collaea, DC. *Phaca*, L. *Vicia*, L. *Labradia*, Swed.
Atylosia, W. et A. *Oxytropis*, DC. *Wiggersia*, Fl.Wett. *Carpnpgon*, Roxb.
Dunbaria, W. et A. *Astragalus*, L. *Ervum*, L. *Calopogonium*, Desv.
Otoptera, DC. *Gfildenstadtia*, Fisch. *Ervilia*, Link. *Cruminium*, Desv.
Pueraria, DC. *Biserrula*, L. *Pisum*, L. *Cajanus*, DC.
Dumasia, DC. If 6. *Hedysareae*, DC. *Lathyrus*, L. *Cajan*, Adans.
Glycine, L. *Scorpiurus*, L. *Cicerella*, Moench. *Cylista*, Ait.
Pseudarthria, W. et A. *Scorpius*, Lois. *Orobos*, L. *Erythrina*, L.
Polytropia, Presl. *Bonaveria*, Scop. *Platystylis*, Sweet. *Mouricon*, Adans.
Chaetocalyx, DC. *Coronilla*, L. *h. Phaseoleac*, DC. *Rudolphia*, Willd.
Bonninghausenia, SpT. *Emerus*, Tourn. *Callicysthus*, Endl. *Butea*, Roxb.
% 4. *Galegeae*, DC. *Arthrolobium*, Desv. *Abrus*, L. *Plaso*, Adans.
Petalostemum, Michx. *Astrolobium*, DC. *Swectia*, DC. <H 8. *Dalbergieae*, DC.
Kuhnistera, Lam. *Ornithopus*, L. *Macranthus*, Lour. *Derris*, Lour.
Cylipogon, Rafin. *Ornithopodium*, Tourn. *Rothia*, Pers. *Endespermum*, Blume.
Dalca, L. *Hippocrepis*, L. *Teramnus*, P. Brown. *Millettia*, W. et A.
Parosella, Cav. *Securigera*, DC. *Amphicarpaca*, DC. *Pongamia*, Lam.
Glycyrrhiza, L. *Bonannria*, Scop. *Amphicarpa*, Ell. *Galedupa*, Lam.
hiquiritia, Moench. *Srcurilla*, Pers. *Savia*, Rafin. *Semcionotis*, Schott.
Galega, L. *Diphaca*, Lour. *Falcata*, Gmel. *Dalbergia*, L.
Tcphrosia, Pers. *Pictetia*, DC. *Kennedy a*, Vent. *Solori*, Adans.
Needhamia Scop. *Pictetia*, DC. *Caulinia*, Moench. *Pterocarpus*, L.

Sommerfeldtia, Thon.	Ecastaphyllum, P. Br.	—	Amphinomia, DC.
<i>Moutouchia</i> , Aubl.	Amerinum, P. Br.	Crafordia, Raffn.	Lacara, Spreng.
<i>Griselina</i> , Neck.	Brya, P. Br.	Phyllobium, Fisch.	Harpalyce, Fl. Mex.
<i>Amphymenium</i> ,	<i>Aldina</i> , Adans.	Sarcodum, Lour.	Steganotropis, Lehm.
H. B. K.	Deguelia, Aubl.	Viborguia, Ort.	
<i>Drepanocarpus</i> , Mey.	<i>Cylizoma</i> , Neck.	<i>Varenea</i> , DC.	

Tribe 2. SWARTZIEÆ, DC.

Swartzia, Willd.	<i>Rittera</i> , Schreb.	<i>Tounatea</i> , Aubl.	Baphia, Afzel.
<i>Possira</i> , Aubl.	<i>Halzelia</i> , Neck.	<i>Gynanthistrophe</i> ,	Zollernia, Mart.
		Poit.	

Tribe 3. CJESALPINIEJE, DC.

H 1. Geoffroyeae, DC.	Poinciana, L.	Tamarindus, L.	Schnella, Raddi.
Arachis, L.	<i>Poincia</i> , Neck.	Cassia, L.	Bauhinia, L.
Voandzeia, Pet. Thou.	Mezoneurum, Desf.	<i>Cathartocarpus</i> ,	<i>Casparia</i> , Kunth.
<i>Cryptolobus</i> , Spreng.	Pterolobium, R. Br.	Pers.	<i>Pauletia</i> , Cav.
Peraltea, H. B. K.	Reichardia, Roth.	<i>Bactrylobium</i> , Wild.	<i>Phanera</i> , Lour.
Brongniartia, H. B. K.	Hoffmanseggia, Cav.	<i>Senna</i> , Tourn.	Cercis, L.
Andira, Lam.	Melanosticta, DC.	<i>Grimaldia</i> , Schrank.	<i>Siliquastrum</i> , Tourn.
<i>Vbuacapoua</i> , Aubl.	Pomaria, Cav.	Exostyles, Schott.	Palovea, Aubl.
Geoffroya, Jacq.	Haematoxylon, L.	Pöppigia, Presl.	<i>Ginannia</i> , Scop.
<i>Acouroa</i> , Aubl.	Parkinsonia, L.	Apoplanesia, Presl.	Aloexylon, Lour.
<i>Drakensteinia</i> , Neck.	Cadia, Forsk.	Labichea, Gaudich.	Amaria, Mutis.
Brownea, Jacq.	<i>Spcndoncea</i> , Desf.	Metrocynia, Pet. Thou.	Bowdichia, H. B. K.
Dipterix, Schreb.	<i>Panciatca</i> , Picciav.	Afzelia, Sm.	Crudia, Willd.
<i>Baryosma</i> , Gaertn.	Zuccagnia, Cav.	<i>Pancovia</i> , Willd.	<i>Cyclas</i> , Schreb.
<i>Coumarouna</i> , Aubl.	Ceratonia, L.	Schotia, Jacq.	<i>Apalatoa</i> , Aubl.
<i>Heinzia</i> , Scop.	Hardwickia, Roxb.	Cynometra, L.	<i>Touchiroa</i> , Aubl.
<i>Taralea</i> , Aubl.	Jonesia, Roxb.	Intsia, Pet. Thou.	<i>Vouarana</i> , Aubl.
<i>Bolducia</i> , Neck.	<i>Saraca</i> , L.	Eperua, Aubl.	<i>Panvotp</i> , sp. Aubl.
If 2. Caesalpineae	Tachigalia, Aubl.	<i>Rotmannia</i> , Neck.	<i>Waldschmülvi</i> ,
legitimae, DC.	<i>Cubcpa</i> , Schreb.	<i>Panzeria</i> , Willd.	Neck.
Gleditschia, L.	<i>Valentynia</i> , Neck.	Parivoa, Aubl.	Castanospermum,
Gymnocladus, Lam.	<i>Tachia</i> , Pers.	<i>Adleria</i> , Neck.	Hook.
Anoma, Lour.	Baryxylum, Lour.	<i>Dimorpha</i> , Willd.	—
Guilandina, L.	Moldenbauera, Schr.	Anthonota, Pal. Beauv.	Dialium, L.
Coulteria, H. B. K.	<i>Dolichonema</i> , Neow.	Outea, Aubl.	<i>Aruna</i> , Aubl.
<i>Tara</i> , Molin.	Colvillea, Bojer.	Vouapa, Aubl.	<i>Cleyria</i> , Neck.
Gourliea, H. et A.	Humboldtia, Vahl.	<i>Macrolobium</i> , Schrb.	Codarium, Soland.
Caesalpinia, L.	<i>Batschia</i> , Vahl.	<i>Kruegeria</i> , Neck.	Vatairea, Aubl.
<i>Campecia</i> , Adans.	Amherstia, Wall.	Valcarcelia, Lga.	
<i>Ticanto</i> , Adans.		Hymenaea, L.	

Tribe 4. MIMOSEA, DC.

Entada, Adans.	<i>Amosa</i> , Neck.	Fillsea, G. et P.	Vachellia, W. et A.
<i>Gigalobium</i> , P. Br.	Schrankia, Willd.	Adenantha, L.	
Mimosa, L.	Darlingtonia, DC.	Prosopis, L.	§ DETARIEJE, DC.
Gagnebina, Neck.	Desmanthus, Willd.	Dimorphandra, Schott.	Detarium, Juss.
Parkia, R. Br.	<i>Neptunia</i> , Lour.	Lagonychium, M. Bieb.	Cordyla, Lour.
Erythrophleum, R. Br.	Caillea, G. et P.	Acacia, Neck.	<i>Cordylia</i> , Pers.
Inga, Plum. Willd.	<i>Dichrostachys</i> , W. et A.		<i>Calycandra</i> , Lepr.

ORDER CXI. CONNARACEÆ.

TEREBINTACEÆ, JHSS. Gen. 368. (1789) in part.—CONNARACEJE, R. Brown in Congo, 431. (1818); Kunth in Ann. Sc. Nat. 2. 359. (1824).—TEREBINTACEA, trib. 7. DC. Prodr. 2. 84. (1820).

ESSENTIAL CHARACTER.—Flowers hermaphrodite, rarely unisexual. Calyx 5-parted,

regular, persistent; (*Estivation* either imbricate or valvular. *Petals* 5, inserted on the calyx, imbricated, rarely valvate in aestivation. *Stamens* twice the number of petals, hypogynous, those opposite the petals shorter than the others; *filaments* usually monadelphous. *Ovary* solitary and simple, or several, each with a separate style and stigma; *ovules* 2, collateral, ascending; *styles* terminal; *stigmas* usually dilated. *Fruit* dehiscent, single, or several together, splitting lengthwise internally. *Seeds* erect, in pairs or solitary, with or without albumen, often with an aril; *radicle* superior, at the extremity opposite the hilum; *cotyledons* thick in the species without albumen, foliaceous in those with albumen.—*Trees* or *shrubs*. *Leaves* compound, not dotted, alternate, without stipules. *Flowers* terminal and axillary, in racemes or panicles, with bracts.

AFFINITIES. *Connarus* can only be distinguished from Leguminosae by the relation the parts of its embryo have to the umbilicus of the seed (*Brown in Congo*, 432.); that is to say, by the radicle being at the extremity most remote from the hilum. This observation must, however, be understood to refer only to some particular cases in Leguminosae, and also to the fructification; the want of stipules and regular flowers being usually sufficient to distinguish Connaraceae. From Anacardiaceae and other similar orders this is at once known by the total want of resinous juice. Brown considers that *Cnestis* approaches *Averrhoa* in Oxalidaceae, and this genus, according to Adrien de Jussieu, is allied to Xanthoxylaceae through *Brunellia*.

GEOGRAPHY. All found in the tropics of Asia, Africa, and America,
PROPERTIES. Unknown.

GENERA.

<i>Connarus</i> , L.	<i>Omphalobium</i> , Gaertn.
<i>Rourea</i> , Aubl.	<i>Cnestis</i> , Juss.
<i>Robergia</i> , Schreb.	? <i>Tetradium</i> , Lour.
<i>Malbrancia</i> , Neck.	

ORDER CXII. CHRYSOBALANACEAE.

THE COCOA-PLUM TRIBE.

CHRYSOBALANEJE, *R. Brown, in Tuckey's Voyage to the Congo, App.* (1818); *DC. Pro&r.* 2. 526. a§ o/Rosaceae (1825); *Bartl. Ord. Nat.p.* 405. (1830).

ESSENTIAL CHARACTER.—*Calyx* 5-lobed, sometimes bracteolate at the base. *Petals* more or less irregular, either 5 or none. *Stamens* either definite or indefinite, usually irregular either in size or position. *Ovary* superior, solitary, 1- or 2-celled, cohering more or less on one side with the calyx; *ovules* twin, erect; *style* single, arising from the base; *stigma* simple. *Fruit* a drupe of 1 or 2 cells. *Seed* usually solitary, erect. *Embryo* with fleshy cotyledons, and no albumen.—*Trees* or *shrubs*. *Leaves* simple, alternate, stipulate, with no glands, and veins that run parallel with each other from the midrib to the margin. *Flowers* in racemes, or panicles, or corymbs.

ANOMALIES. *Hirtella* has fleshy albumen and leafy cotyledons, according to Gaertner; and one species of the same genus is described as apetalous. *Prinsepia* has a semipetaloid irregular calyx and no petals.

AFFINITIES. The obvious affinity of this order is with Amygdaleae, from which it differs in having irregular stamens and petals, and a style proceeding from the base of the ovary. With Rosaceae proper, to which Chrysobalanaceae have a strict relation, they agree in the same manner as Amygdaleae, excepting the characters just pointed out. To Leguminosae with drupaceous fruit, they approach closely in the irregularity of their stamens and corolla, and especially in the cohesion which takes place between the stalk of the ovary and the sides of the calyx; a character found, as De Candolle well remarks, in *Jonesia* and *Bauhinia*, undoubted leguminous plants: Chrysobalanaceae are dis-

tinguished from this latter order by the position of their style and ovules and by the relation which is borne to the axis of inflorescence by the odd lobe of the calyx being the same as found in Rosaceae. Brown remarks (*Congo*, 434), that the greater part of the order has the flowers more or less irregular, and that the simple ovary of *Parinarium* has a dissepiment in some degree analogous to the movable dissepiment of *Banksia* and *Dryandra*; but we now know, from the more recent observations of this learned botanist upon the ovule, that this dissepiment arises differently. The analogy, of structure, as to the dissepiment of *Parinarium*, is to be sought in *Amelanchier*.

GEOGRAPHY. Principally found in the tropical regions of Africa and America; none are recorded as natives of Asia; but there is reason to believe, from specimens of large trees seen in the forests of India, without flowers or fruit, by Wallich, that one or two species of *Parinarium* are indigenous in equinoctial Asia; and Royle's genus *Prinsepia*, founded upon a spiny plant from Nipal, is apparently referable to this order. One species of *Chrysobalanus* is found as far to the north as the pine-barrens of Georgia in North America; a climate, however, as in all the regions bounding the Gulf of Mexico on the north, much more heated than that of most other countries in the same parallel of latitude.

PROPERTIES. NO medicinal properties have been ascribed to *Chrysobalanaceae*. The fruit of *Chrysobalanus Icaco* is eaten in the West Indies, under the name of cocoa plum; another is brought to market in Sierra Leone (*C. luteus*); and the Rough-skinned, or Gray plum of the same colony is the produce of *Parinarium excelsum*. The kernel of *Parinarium campestre* and *montanum* is said by Aublet to be sweet and good to eat. The seeds of *Prinsepia utilis* yield by expression a useful oil. *Royle.*

GENERA.

<i>Chrysobalanus</i> , L.	<i>Parinarium</i> , Juss.	<i>Licania</i> , Aubl.	<i>Stylobasium</i> , Desf.
<i>Moquilea</i> , Aubl.	<i>Parinari</i> , Aubl.	<i>Hedycrea</i> , Schreb.	<i>Prinsepia</i> , Royle.
<i>Couepia</i> , Aubl.	<i>Dugortia</i> , Neck.	<i>Thelyra</i> , Pet. Thou.	<i>Cycnia</i> , Lindl.
<i>Acioa</i> , Aubl.	<i>Petrocarya</i> , Schreb.	<i>Hirtella</i> , L.	
<i>Ama</i> , Willd.	<i>Grangeria</i> , Commers.	<i>Causca</i> , Scop.	
<i>Dulacia</i> , Neck.		<i>Casmibuena</i> , R. et P.	

ORDER CXIII. CALYCANTHACEJE.

THE CAROLINA ALLSPICE TRIBE.

CALYCANTHEJE, *Lindl. in Bot. Reg. fol.* 404. (1819); *DC. Prodr.* 3. 1. (1828).—
CALYCANTHINJE, *Link. Enum.* 2. 66. (1822).

ESSENTIAL CHARACTER.—*Sepals* and *petals* confounded, indefinite, imbricated, combined in a fleshy tube. *Stamens* indefinite, inserted in a fleshy rim at the mouth of the tube, the inner sterile. *Anthems* adnate, turned outwards. *Ovaries* several, simple, 1-celled with one terminal style, adhering to the inside of the tube of the calyx; *ovules* solitary, or sometimes 2, of which one is abortive, ascending. *Nuts* enclosed in the fleshy tube of the calyx, 1-seeded, indehiscent. *Seed* ascending: *albumen* none; *cotyledons* convolute, with their face next the axis; *radicle* inferior.—*Shrubs*, with square stems, having 4 woody imperfect axes, surrounding the central ordinary one. *Leaves* opposite, simple, scabrous, without stipules. *Flowers* axillary, solitary.

AFFINITIES. Jussieu originally placed this order at the end of Rosaceae (*Gen.*); he subsequently referred it to Monimiaceae; and I afterwards formed it into a particular family. With Monimiaceae it is less nearly related than it appears^{to} be, the principal points of resemblance being the disposition of several nuts

within a fleshy calyx in both orders; for Calycanthaceae? can scarcely be considered apetalous, as Monimiaceae are, on account of the obvious petals of *Chimonanthus*. The imbricated sepals, in *Calycanthus* chocolate-coloured and becoming confounded with the petals, the fragrance of the flowers, and the plurality of ovaries, seem to indicate an affinity with Winterretr, especially with *Illicium*; but the decidedly perigynous stamens and fleshy calyx enclosing the ovaries in its tube, the highly developed embryo, and want of albumen, are great objections to such an approximation. Combretaceae agree in having an exalbuminous embryo with convolute cotyledons; but with this their resemblance ceases. Myrtaceae also agree in this same particular, in the case of *Punica*; and their opposite leaves, without stipules, frequent fragrance, and perigynous stamens, strengthen the affinity indicated by the embryo. Rosaceae, to which Jussieu originally referred *Calycanthus*, agree in the perigynous insertion of their stamens, in the peculiar structure of their calyx, the tube of which in *Rosa* is entirely analogous to that of Calycanthaceae, in the superposition of their ovules when two are present, and in the high development of their exalbuminous embryo; upon the whole, therefore, no order appears to have so much affinity with Calycanthaceae as Rosaceae; and the sagacity of Jussieu, in originally referring *Calycanthus* to that order, is completely confirmed by the discovery recently made by Lowe, that the cotyledons of *Chamaemeles*, a genus of Rosaceae, are convolute. This, I think, fixes the station of Calycanthaceae in the neighbourhood of Rosaceae, from which the order is distinguished by its imbricated sepals, and its anthers, partly fertile and partly sterile, being turned outwards. This order is also characterised by the singular structure of the wood, a peculiarity originally remarked by Mirbel in one species, and which I have since ascertained to exist in all. In the stems of these plants there is the usual deposit of concentric circles of wood around the pith, and, in addition, four very imperfect centres of deposition on the outside next the bark; a most singular structure, which may be called, without much inaccuracy, an instance of exogenous and endogenous growth combined in the same individual. A good figure of this interesting fact has been given by Mirbel in the *Annales des Sciences Naturelles*, vol. 14. p. 367. It must be also added that the woody tissue of this order exhibits disks extremely like those of Coniferac.

GEOGRAPHY. Natives of North America and Japan.

PROPERTIES. The aromatic fragrance of the flowers is their only known quality.

GENERA.

<i>Calycanthus</i> , L.	<i>Chimonanthus</i> , Lindl.
<i>Butneria</i> , Duham.	<i>Meratia</i> , Nees.
<i>Beureria</i> , Ehret.	
<i>Basteria</i> , Adans.	

ALLIANCE II. SAXALES.

ESSENTIAL CHARACTER.—*Carpels* two, united at the base, diverging at the apex; many seeded. *Embryo* in the midst of albumen.

The divarication of the carpels is so singular as to form a positive mark of distinction between this alliance and the last, from which it is further distinguished by the albuminous seeds. Unless attention is paid to these circumstances, either separately or combined, it may be confounded with the last alliance.

ORDER CXIV. BAUERACEÆ.

A section of Cunoniaceae, A. Brown in *Flinders*, 548. (1814) ; DC. *Prodr.* 4. 13. a § of Saxifragaceae. (1830).—BAUER ACEÆ, *Ed. Pr. No. 40.* (1830); *Martins Conspect. No. 226.* (1835).

ESSENTIAL CHARACTER.—*Sepals* 8, foliaceous, inferior. *Petals* the same number, alternate with them, arising from the base of the *calyx*. *Stamens* indefinite, obscurely perigynous ; *anthers* oblong, bursting by two pores at the apex. *Carpels* 2, a little inferior, coherent, each 1-celled, with numerous ovules attached to a common central axis; *style* one, filiform, to each carpel. *Fruit* capsular, opening at the apex. *Seeds* indefinite, attached to a central placenta; *embryo* in the axis of fleshy albumen, with a long taper radicle, pointing to the hilum.—*Shrubs*. *Leaves* toothed, ternate, opposite, without stipules. *Flowers* solitary, axillary.

AFFINITIES. I distinguish this small order both from Saxifragaceae and Cunoniaceae by its indefinite stamens, anthers dehiscing by pores, and by its peculiar habit. It has always been considered an anomaly, with whichever of those two orders it has been combined, and is now conveniently separated from them. The origin of the petals and stamens appears at first sight to be hypogynous. But if a flower be carefully cut through vertically, it will be found that the ovary coheres slightly with the calyx, and that the petals and stamens take their origin from above the point of cohesion. They are consequently perigynous, and not hypogynous. Don considers the lateral leaves of *Bauera* as modified stipules, analogous to the true stipules of *Calceolaria*, a genus of Cunoniaceae. (*Jamieson's Journal, June 1830.*)

GEOGRAPHY. Natives of New Holland.

PROPERTIES. None that are known, except beauty.

GENUS.

Bauera, Andr.

ORDER CXV. CUNONIACEÆ.

CUNONIACEÆ, R. Br. in *Flinders*, 548. (1814) ; Ed. Prior. No. 39. (1830) ; Don in *Edinb. New Phil. Journ.* June 1830, in part; *Martins Conspectus, No. 223.* (1835).—SAXIFRAGACEÆ, § Cunoniaceae, DC. *Prodr.* 4. 7. (1830).

ESSENTIAL CHARACTER.—*Calyx* 4 or 5 cleft, half superior or nearly inferior. *Petals* 4 or 5, occasionally wanting. *Stamens* perigynous, definite, 8-10. *Ovary* 2-celled; the cells having 2 or many seeds ; *styles* 2, sometimes combined. *Fruit* 2-celled, capsular or indehiscent, with two bracts. *Embryo* in the axis of fleshy albumen.—*Trees* or *shrubs*. *Leaves* opposite, compound or simple, usually with interpetiolar stipules.

ANOMALIES. Petals sometimes wanting. Stamens indefinite in *Belangera*.

AFFINITIES. More readily distinguished from Saxifragaceae by their widely different habit than by any very important characters in the fructification. Brown in *Flinders*, 548. The shrubby habit and remarkable interpetiolar stipules are their principal character. Don supposes them strictly allied to Philadelphaceae. Baueraceae are known by their indefinite stamens, porous anthers, and want of stipules. Geissosia referred hither by Don, differs in many essential points. It is more like a polyspermous *Acer*.

GEOGRAPHY. Natives of the Cape, South America, and the East Indies.

PROPERTIES. A *Weinmannia* is used in Peru for tanning leather, and its

astringent bark is employed to adulterate the Peruvian bark. The Indian Weinmannias appear to possess similar astringent qualities. DC.

GENERA.

Callicoma, R. Br.	Weinmannia, L.	Belangera, Camb.	Dietericia, Ser.
Calycomis, R. Br.	Pterophylla, Don.	<i>Polystemon</i> , Don.	Arnoldia, Bl.
Ceratopetalum, Sm.	Schizomeria, Don.	Caldcluvia, Don.	Codia, Font.
Cunonia, L.	Leiospermum, Don.	Platylophus, Don.	_____
<i>Osterdykia</i> , Burm.			? Gumillsea, R. P.

ORDER CXVI. SAXIFRAGACEÆ. THE SAXIFRAGE TRIBE.

SAXIFRAGE, *Just. Gen.* 308. (1789) ; *Vent. Tabl.* 2. 277. (1799).—SAXIFRAGES, DC, and *Duby*, 207. (1828) ; *Lindl. Synops.* 66. (1829).—SAXIFRAGACEJE, DC, *Prod.* 4. 1. (1830).

ESSENTIAL CHARACTER.—*Calyx* either superior or inferior, of 4 or 5 sepals, which cohere more or less at their base. *Petals* 5, or none, inserted between the lobes of the calyx. *Stamens* 5-10, inserted either into the calyx (perigynous), or beneath the ovary (hypogynous); *anthers* 3-celled, bursting longitudinally. *Disk* either hypogynous or perigynous, sometimes nearly obsolete, sometimes annular and notched, rarely consisting of 5 scales. *Ovary* inferior, or nearly superior, usually consisting of 2 carpels, cohering more or less by their face, but distinct and diverging at the apex; sometimes 2-celled with a central placenta; sometimes 1-celled with parietal placentae. *Styles* none. *Stigmas* sessile on the tips of the lobes of the ovary. *Fruit* generally a membranous 1- or 2-celled capsule with the cells divaricating when ripe. *Seeds* numerous, very minute; usually with long hexagonal reticulations on the side of a transparent testa. *Embryo* taper, in the axis of fleshy albumen, with the radicle next the hilum.—*Herbaceous* plants, often growing in patches. *Leaves* simple, either divided or entire, alternate, without stipules. *Flower-stems* simple, often naked.

ANOMALIES. *Parnassia* has 4 parietal placentae opposite the lobes of the stigma. Petals sometimes absent. In *Heuchera* the flowers are irregular, and there are stipules.

AFFINITIES. Most nearly allied to Rosaces, with the herbaceous part of which this order agrees in habit, and from which it differs in the polysperous, didymous, partially concrete carpels, albuminous seeds, and want of stipules. From Cunoniaceae it is divided rather by the habit, and by the want of stipules, than by any thing very positive in the fructification; the principal characteristic feature of which consists in the more perfect concretion of the carpels. Baucraceae are known by their habit, indefinite stamens, and peculiar dehiscence of the anthers. To Alsinaceae their habit allies them; but they differ in the insertion of the stamens, placentation, situation of the embryo, and otherwise. Portulacaceae, which may be compared with this order, particularly on account of the situation of the stamens, want of stipules, and albuminous seeds, differ essentially in the structure of the embryo, in the want of symmetry in the parts of the flower, and in placentation. Grossulaceae, however different they are in habit, agree very much in the general structure of the flower; they differ in the ovary being completely concrete and inferior, with two parietal placentae, in the seeds being attached to long umbilical cords, in the albumen being corneous, and the embryo extremely minute. De Candolle further remarks that the order approaches Crassulaceae, differing in having a smaller number of carpels which are partially united both with each other and the calyx, and in being destitute of glands at the base of the carpels; he also compares it with Viburneae, in consequence of the likeness of Hydrangea to that sub-order, &c. &c. See *Prodr.* 4. 2. *Chrysosplenium* is remarkable for the want of petals; and *Parnassia*, which I think, upon the whole, is a genuine

genus of this order, exhibits the singular anomaly of placentae being opposite the lobes of the stigma, an unilocular ovary, the shell of which consists of two distinct plates connected by an intervening loose substance, and a peculiar development of an hypogynous disk, which assumes the form of 5 fringed scales, alternate with the stamens, and of a highly curious structure. *Drummondia* has the stamens equal in number to the petals and opposite them, thus indicating some analogy with the monopetalous Primulaceae.

GEOGRAPHY. Little elegant herbaceous plants, usually with white flowers, caespitose leaves, and glandular stems: some of the species have yellow flowers, others have red, but none blue. They are natives of mountainous tracts in Europe and the northern parts of the world, frequently forming the chief beauty of that rich turf which is found near the snow in high Alpine stations. Some grow on rocks and old walls, and in hedge-rows, or near rivulets, or in groves.

PROPERTIES. According to De Candolle, the whole order is more or less astringent. The root of *Heuchera americana* is a powerful astringent, whence it is called in North America Alum root. *Barton*. 2. 162. Otherwise the species possess no known properties; for the old idea of their being lithontriptic appears to have been derived from their name rather than their virtues.

GENERA.

§ 1. HYDRANGEA, DC.	<i>VipZtnerroum</i> , Gaud.	<i>Bergenia</i> , M5nch.	<i>Lithopragma</i> , Nutt.
<i>Hydrangea</i> , L.	<i>Micranthes</i> , Tausch.	<i>Geryonia</i> , Schr.	<i>Drummondia</i> , DC.
<i>Hortensia</i> , Juss.	<i>Dermasea</i> , Haw.	<i>Megasea</i> , Haw.	<i>Tiarella</i> , L.
<i>Primula</i> , Lour.	<i>Arabidia</i> , Tausch.	<i>Eroperon</i> , Tausch.	<i>Astilbe</i> , Hamilt.
<i>Comidia</i> , R. et P.	<i>Spatularia</i> , Haw.	<i>Robertsonia</i> , Haw.	<i>Heuchera</i> , L.
<i>Sarcostyles</i> , Presl.	<i>Micropetalum</i> ,	<i>Hydbtica</i> , Tausch.	<i>Donatia</i> , Forst.
<i>Cianitis</i> , Reinw.	Tausch.	<i>Diptera</i> , Borkhs.	<i>Lepuropetalum</i> ,
<i>Adamia</i> , Wall.	<i>Cotylea</i> , Haw.	<i>Aulaxis</i> , Haw.	Elliott.
<i>Broussaisia</i> , Gaudch.	<i>Boykinia</i> , Nutt.	<i>Hirculus</i> , Tausch.	<i>Vahlia</i> , Thunb.
§ 2. SAXIFRAGES, DC.	<i>Leiogyne</i> , Don.	<i>Kingstonia</i> , Gray.	<i>Bistella</i> , Caill.
<i>Saxifraga</i> , L.	<i>Aizoonia</i> , Tausch.	<i>Leptarrhena</i> , R. Br.	<i>Oresitrophe</i> , Bge.
<i>Porphyron</i> , Tausch.	<i>Chondrosea</i> , Haw.	<i>Chrysosplenium</i> , L.	<i>Hoteia</i> , Morr.
<i>Antiphyllum</i> , Haw.	<i>Cotyledon</i> , Gaud.	<i>Cryptopetalum</i> ,	<i>Oreanthus</i> , Raf.
<i>Calliphyllum</i> , Gaud.	<i>TVigonophyllum</i> ,	H. et A.	<i>Zahlbruckneria</i> , Rchb.
<i>Dactyloides</i> , Tausch.	Gaud.	<i>Mitella</i> , Tourn.	<i>Parnassia</i> , L.
<i>Muscaria</i> , Haw.	<i>Porophyllum</i> , Gaud.	<i>Tellima</i> , R. Br.	

ALLIANCE III. CRASSALES.

ESSENTIAL CHARACTER.—*Carpels* several, quite distinct, continuous with the styles, which are little more than the tapering ends of the ovaries. *Seeds* very numerous with albumen.

These characters and the succulent habit are so distinctive, that nothing further need be said concerning the alliance.

ORDER CXVII. CRASSULACEAE. THE HOUSE-LEEK TRIBE.

SEMPERVIVS, *JUSS. Gen.* 207. (1789).—**SUCCULENTS**, *Vent. Tabl.* 3.271. (1799).—**CRASSULACEAE**, *Juss. Diet. des Sc. Nat.* 11. 369. (1818).—**CRASSULACEJS**, *DC. Bull. Philom.* n. 49. p. 1. (1801); *Fl. Fr. ed.* 3. v. 4. p. 271. (1805); *Mémoire* (1828); *Prodr.* 3. 381. (1828); *Lindl. Synops.* 63. (1829).—**SEDEJE**, *Spreng.*

ESSENTIAL CHARACTER.—*Sepals* from 3 to 20, more or less united at the base. *Petals* inserted in the bottom of the calyx, either distinct or cohering in a monopetalous corolla.

Stamens inserted with the petals, either equal to them in number and alternate with them, or twice as many, those opposite the petals being shortest, and arriving at perfection after the others; *filaments* distinct, subulate; *anthers* of 2 cells, bursting lengthwise. *Hypogynous scales* several, 1 at the base of each carpel, sometimes obsolete. *Ovaries* of the same number as the petals, opposite to which they are placed around an imaginary axis, 1-celled, tapering into stigmas. *Fruit* consisting of several follicles, opening by the suture in their face. *Seeds* attached to the margins of the suture, variable in number; *embryo* straight in the axis of the albumen, with the radicle pointing to the hilum.—Succulent *herbs* or *shrubs*. *Leaves* entire or pinnatifid; *stipules* none. *Flowers* usually in cymes, sessile, often arranged unilaterally along the divisions of the cymes.

ANOMALIES. *Penthorum* is not succulent. This genus and *Diamorpha* have the ovaries concrete. Some are monopetalous, particularly the genus *Cotyledon*. Petals and stamens often almost hypogynous. *Tillaea* has definite ovules.

AFFINITIES. These are all remarkable for the succulent nature of their stems and leaves, in which they resemble *Cactaceae*, *Portulacaceae*, and certain genera of *Euphorbiaceae*, *Asclepiadaceae*, and *Asphodelaceae*; but this analogy goes no further. Their real affinity is probably with *Saxifragaceae* through *Penthorum*, and with *Illecebraceae* through *Tillaea*, as De Candolle has remarked. In both those orders the hypogynous scales of *Crassulaceae* are wanting. Are not these bodies analogous to the scales out of which the stamens of *Zygophyllaceae* spring? If so, an unsuspected affinity exists between these orders. De Candolle observes (*Mémoire*, p. 5.) that there is no instance of a double flower in the order, although this might have been expected from their analogy in structure with *Alsiniaceae*. *Sempervivum tectonim* exhibits almost constantly the singular phenomenon of anthers bearing ovules instead of pollen.

GEOGRAPHY. It appears, from De Candolle's researches, that of the 272 species of which the order consists, 133 are found at the Cape of Good Hope, 2 in South America beyond the tropics, 2 in the same country within the tropics, none in the West Indies or the Mauritian Islands, 8 in Mexico, 7 in the United States, 12 in Siberia, 18 in the Levant, 52 in Europe, 18 in the Canaries, 1 in southern Africa beyond the limits of the Cape, 9 in Barbary, 3 in the East Indies, 4 in China and Japan, and 2 in New Holland. To these are to be added several species from the Himalayas. They are found in the driest situations, where not a blade of grass nor a particle of moss can grow, on naked rocks, old walls, sandy hot plains, alternately exposed to the heaviest dews of night and the fiercest rays of the noon-day sun. Soil is to them a something to keep them stationary, rather than a source of nutriment, which in these plants is conveyed by myriads of mouths, invisible to the naked eye, but covering all their surface, to the juicy beds of cellular tissue which lie beneath them.

PROPERTIES. Refrigerant and abstergent properties, mixed sometimes with a good deal of acidity, distinguish them". The fishermen of Madeira rub their nets with the fresh leaves of the *Ensido* or *Sempervivum glutinosum*, by which the nets are rendered as durable as if tanned, provided they are steeped in some alkaline liquor. Malic acid exists in *Sempervivum tectonim* combined with lime. *Turner*, 634. *Kalanchoe Brasiliensis* appears to form an exception to the general acrid and stimulating properties of the order. The Brazilians use it as a refrigerant. *Aug. de St. H. Fl. Bras.* 2. 197.

GENERA.

<i>Tillaea</i> , L.	<i>Crassula</i> , L.	<i>Curtogyne</i> , Haw.	<i>Rochea</i> , DC.
<i>Bulliarda</i> , DC.	<i>Gomara</i> , Adans.	<i>Grammanthes</i> , DC.	<i>Larochea</i> , Pcrs.
<i>Dasystemon</i> , DC.	<i>Turgosca</i> , Haw.	<i>Vauanthes</i> , Haw.	<i>Kalosanthes</i> , Haw.
<i>Septas</i> , L.	<i>Globulea</i> , Haw.		<i>Dictrichia</i> , Tratt.

Kalanchoë, Adans.	Cotyledon, L.	Sedum, L.	Diamorpha, Nutt.
<i>Citlanchde</i> , Pers.	Pistorinaf, DC.	<i>Rhodiola</i> , L.	Tetraplascium, Kze.
<i>Vereia</i> , Andr.	Umbilicus, DC.	<i>Anacampseros</i> , Adans.	Penthorum, L.
<i>Verea</i> , WiUd.	Echeveria, DC.	Sempervivum, L.	Kolleria, Presl.
Bryophyllum, Salish.		<i>Monanthes</i> , Haw.	
<i>Physocalycium</i> , Vest.			

ALLIANCE IV. *BAL SAMALES*.

ESSENTIAL CHARACTER.—*Carpels* not two polyspermous and diverging at the apex* nor numerous, with a scale at the base of each; but solitary, or few in number. *Leavem* and bark abounding in balsamic juice.

This comprehends the principal point of the Terebintaceae of Jussieu. It joins Gynobaseosae by Rutales, and Syncarposse by Rhamnales.

ORDER CXVIII. AMYRIDACE^E.

TEREBINTACEE, *Juss. Gen.* 368. (1789) *in part.*—AMYRIDEA, *R. Brown in Congo*, 431. (1818); *Kunth in Ann. Sc. Nat.* 2. 353. (1824).—TEREBINTACEJB, trib. 5. *DC. Prodr.* 2. 81. (1825).

ESSENTIAL CHARACTER.—*Calyx* small, regular, persistent, in 4-5 divisions. *Petals* 4-5, with imbricated aestivation, or none. *Stamens* double the number of the petals, hypogynous. *Ovary* superior, 1-celled, seated on a thickened disk; *stigma* capitate; *ovules* 2-6, pendulous. *Fruit* indehiscent, sub-drupaceous, or samafoid, or leguminous* 1-2-seeded, glandular. *Seed* without albumen; *cotyledons* fleshy; *radicle* superior, very short.—*Trees* or *shrubs*, abounding in resin. *Leaves* compound, with pellucid dots. *Inflorescence* axillary and terminal, paniced. *Pericarp* covered with granular glands, filled with an aromatic oil.

AFFINITIES. The general structure of this order is that of Anacardiaceae, but in qualities it more nearly resembles Burseraceae. Kunth suggests its relation to Aurantiaceae, to which its dotted leaves, capitate stigmas, and pericarps filled with reservoirs of oil, appear to approximate it. Myrospermum agrees with Samydaceae in the remarkable glandular marking of the leaves, in which the pellucid spaces are both round and linear, a very singular and uncommon character, first pointed out by Brown. *Congo*, 444.

GEOGRAPHY. Natives exclusively of the tropics of India and America, with the exception of one species found in Florida.

PROPERTIES. Fragrant resinous shrubs. The Gum Elemi Tree of Nevis is, according to Dr. Hamilton, a plant related to the genus Amyris, which he calls *A. ? hexandra*. *Prodr. FL Ind.* 35. The gum-resin, called Bdellium, is probably produced by a species of Amyris; the Niouttout of Adanson, according to Virey, *Hist. Nat. des Mid.* 291; the Amyris Commiphora Roxb. according to Royle. *Illustr.* 176. The layers of the liber of a species of Amyris were found by Cailliaud to be used by the Nubian Mahometans as paper, on which they write their legends. *Delile Cent AS.* Amyris toxifera is said to be poisonous. *DC.* Resin of Coumia is produced by *A. ambrosiaca*. *fbid.* All the species of the genus Copaifera, and 16 are known, yield the Balsam of Copaiva; but it is not in all of them of equal quality. *C. multijuga* is said by Von Martius to afford the greatest abundance. *Hayne in Linnaea*, 1826. 418. The Balsam is known in Venezuela under the name of Tacama-iaca. *DC. Prodr.* 2. 508. Myrospermum peruiferum, the Quinquino of Peru, produces a fragrant resin, in much use both for burning as a perfume,

and for medicinal purposes, called the Balsam of Tolu. *Lambert's Illustration*, 95. Both it and the Balsam of Peru are also yielded, according to Ach. Richard, by *M. toluiferum*. *Ann. des Sc.* 2. 172.

GENERA.

Amyris, L.	Sabia, Colebr.	Myrospermum, Jacq.	Copaifera, L.
<i>Elemifera</i> , Plum.	? <i>Tapiria</i> , Juss.	<i>Toluifera</i> , L.	<i>Copaiva</i> , Jacq.
? <i>Spathelia</i> , L.	<i>Salaberria</i> , Necker.	<i>Myroxylon</i> , Mart.	
	<i>Joncquetia</i> , Schreb.		

ORDER CXIX. ANACARDIACEJE. THE CASHEW TRIBE.

TEREBINTACEJE, *JUSS. Gen.* 368. (1789) *in part.*—CASSUVIEJE or ANACARDIEA, *Brown in Congo*, 431. (1818); *Bartl. Ord. Nat. p.* 395. (1830).—TEREBINTACEJE, *Kunth in Ann. des Sc. Nat.* 2. 333. (1824). *Trib.* 1 and 2. *DC. Prodr.* 2. 62. *Sfc.* (1825); *Juss. Diet. des Sc. Nat.* v. 53. (1828); *Arnott in Encycl. BHtt.* p. 106. (1832).

ESSENTIAL CHARACTER.—*Flowers* usually unisexual. *Calyx* usually small and persistent, with 5, or occasionally 3-4, or 7 divisions. *Petals* equal in number to the segments of the calyx, perigynous, (occasionally wanting,) imbricated in aestivation. *Stamens* equal in number to the petals and alternate with them, or twice as many or even more, equal or alternately shorter, or partly sterile; *filaments* distinct, or in the genera without a disk cohering at the base. *Disk* fleshy, annular or cup-shaped, hypogynous, occasionally wanting. *Ovary* single, very rarely 5 or 6, of which 4 or 5 are abortive, superior, (very rarely inferior), 1-celled; *styles* 1 or 3, occasionally 4, sometimes none; *stigmas* as many; *ovule* solitary, attached by a cord to the bottom of the cell. *Fruit* indehiscent, most commonly drupaceous. *Seed* without albumen; *radicle* either superior or inferior, but always directed towards the hilum, sometimes curved suddenly back; *cotyledons* thick and fleshy, or leafy.—*Trees* or *shrubs*, with a resinous, gummy, caustic, or even milky juice. *Leaves* alternate, simple, or ternate or unequally pinnate, without pellucid dots. *Flowers* terminal or axillary, with bracts.

ANOMALIES. *Holigarna* has an inferior ovary. The stamens of *Melanorhsa* are indefinite and hypogynous.

AFFINITIES. The order called Terebintaceæ by Jussieu and many other botanists has been broken up into several by Brown and Kunth, but preserved entire by De Candolle, who does not, however, appear to have devoted particular attention to the subject, by Arnott and others. I follow the former botanists abandoning altogether the name Terebintaceæ, which is about equally applicable to either Anacardiaceæ, Burseraceæ, Connaraceæ, Spondiaceæ, or Amyridaceæ, the five orders which have been formed at its expense. All these are nearly related to each other, and whatever affinity is borne by one of them will be participated in by them all in a greater or less degree. They are distinguished from Rhamnaceæ by their resinous juice, superior ovary, imbricated calyx, and stamens not opposite the petals; from Celastraceæ by several of the same characters, and want of albumen; from Rosaces and Leguminosæ by their definite stamens, dotted leaves, very minute stipules if any, resinous juice, solitary ovules, or by some one or other of these characters. To Rutaceæ they approach, and also to Xanthoxylaceæ, from which some of them differ in their perigynous stamens. *Melanorhaea* is remarkable for its indefinite stamens, and especially for its hypogynous petals becoming enlarged, foliaceous, and deep red as the fruit advances to maturity.

GEOGRAPHY. Chiefly natives of tropical America, Africa, and India; a few are found beyond the tropics, both to the north and south. Pistacias and some species of *Rhus* inhabit the south of Europe; many of the latter genus occupy stations in North America and Northern India, and also at the Cape

of Good Hope; Duvaua and Schinus inhabit exclusively Chile and the adjacent districts.

PROPERTIES. Large trees, with inconspicuous flowers, abounding in a resinous, sometimes acrid, highly poisonous juice, are the ordinary representatives of this order, to which belong the Cashew Nut, the Pistacia Nut, and the Mango fruit. Some trees are celebrated for yielding a clammy juice, which afterwards turns black, and is used for varnishing in India. One kind is from the common Cashew nut. The varnish of Sylhet is chiefly procured from *Semecarpus anacardium*, the marking nut-tree of commerce; and the varnish of Martaban from the *theet-see* or *Kheu*, a plant called by Wallich *Melanorhaea usitatissima*. All these varnishes are extremely dangerous to some constitutions; the skin, if rubbed with them, inflames and becomes covered with pimples that are difficult to heal; the fiimes have been known to produce a painful swelling and inflammation of the skin, which, in a case recorded by Brewster, extended from the hands as far as the face and eyes, which became swelled to an alarming degree. I have known an instance of similar effects having been produced by roasting the nuts of *Anacardium occidentale*. But there are some constitutions that are not affected in any degree by such poisons. These varnishes are at first white, and afterwards become black. This has been ascertained by Brewster to arise from the recent varnish being an organised substance, consisting of an immense congeries of small parts, which disperse the sun's rays in all directions, like a thin film of unmelted tallow; while the varnish which has been exposed to the air loses its organised structure, becomes homogeneous, and then transmits the sun's rays of a rich, deep, uniform red colour. *Brewster*, 8. 100. The same is probably the substance mentioned by Ainslie (1. 190) as the Black Lac of the Burmah country, with which the natives lacker varjous kinds of ware. The valuable black hard varnish called *Japan lacquer*, is obtained from *Stagmaria vemiciflua* in the Indian archipelago: this resin is extremely acrid, causing excoriations and blisters if applied to the skin. *Ed. P. J.* 6. 400. A black varnish well known in India is manufactured from the nuts of *Semecarpus anacardium* and the berries of *Holigarna longifolia*. *Ibid.* 4 450. *Augia* produces a varnish in China and Siam. *Wallich*. The leaves of some species of *Schinus* are so filled with a resinous fluid, that the least degree of unusual repletion of the tissue causes it to be discharged; thus some of them fill the air with fragrance after rain; and *S. Molle*, *Duvaua latifolia*, and some others expel their resin with such violence when immersed in water as to have the appearance of spontaneous motion, in consequence of the recoil. See *Bot. Reg.* 1580. *Schinus Arroeira* is said by Auguste de St. Hilaire to cause swellings in those who sleep under its shade. *Ibid.* 14. 267. The fresh juicy bark of this shrub is used in Brazil for rubbing newly-inade ropes with, which it covers with a very durable bright dark-brown coating. The juice of the same plant is applied by the Indians in diseases of the eye. *Pr. Maxim. Trav.* 270. This last plant, and also *Rhus coriaria*, possess acid qualities. The fruit of *Cassuvium occidentale* and *Anacardium orientale* is said to exercise a singular effect upon the brain. *Virey Bull. Pharm.* 1814. p. 271. Mastich is the produce of *Pistacia atlantica* and *Lentiscus*; Scio turpentine is yielded by *Pistacia Terebinthus*; a substance like mastich is exuded by *Schinus Molle*, and the Peruvians use it for strengthening* their gums. The juice of many species of *Rhus* is milky, stains black, and is sometimes, as in *Rhus toxicodendron* and *radicans*, extremely poisonous. *Rhus coriaria*, a powerful astringent, is used by tanners. The bark of *Rhus glabrum* is considered a febrifuge, and is also employed as a mordant for red colours. Several *Comocladias* stain the skin black. DC. *Rhus Cotinus*, *Arbre d, perruque* of the French, and Venetian Sumach of the English, has wood called *young fustick*, which is astringent as well as

the fruit. *Rhus vernix*, a Japanese tree, exudes a whitish resinous juice, which soon becomes black in the air. *R. succedaneum* and *verniferum* have a similar property. *Royle*.

GENERA.

§ 1. ANACARDIÆ DC.	Gluta, L.	§ 2. SUMACHINÆ DC.	—————
<i>Anacardium</i> , Rottb.	<i>Syndesmis</i> , Wall.	<i>Rhus</i> , L.	<i>Dyctiolum</i> , DC.
<i>Cassivium</i> , Lam.	<i>Dupuisia</i> , Guill.	<i>Toxicodeiudron</i> ,	<i>Tricera</i> , Lour.
<i>Acajuba</i> , Gsrtn.	<i>Cambessedea</i> , Kunth.	Tourn.	<i>Trattinickia</i> , W.
<i>Rhinocarpus</i> , Berter.	<i>Pistacia</i> , L.	<i>Pocophorum</i> , Neck.	<i>Huerterea</i> , R. et P.
<i>Semecarpus</i> , L.	<i>Terebinthus</i> , Juss.	<i>Schmalzia</i> , Desv.	<i>Asaphes</i> , DC.
<i>Anacardium</i> , Lam.	<i>Astronium</i> , Jacq.	<i>Lobadium</i> , Rafin.	<i>Boscia</i> , Thunb.
<i>Holigarna</i> , Roxb.	<i>Comocladia</i> , P. Br.	<i>Phlebochiton</i> , Wall.	<i>Rumphia</i> , L.
<i>Mangifera</i> , L.	<i>Cyrtocarpa</i> , H. B. K.	<i>Odina</i> , Roxb.	<i>Thysanus</i> , Lour.
<i>Buchanania</i> , Roxb.	<i>Picramnia</i> , Sw.	<i>Mauria</i> , H. B. K.	<i>Barbylus</i> , P. Browne.
<i>Melanorrhæa</i> , Wall.	<i>Pegia</i> , Colebr.	<i>Duvaua</i> , Kunth.	<i>Barola</i> , Adans.
<i>Augia</i> , Lour.	<i>Solenocarpus</i> , W. et A.	<i>Schinus</i> , L.	<i>Lunanea</i> , DC.
<i>Stagmaria</i> , Jack.	<i>Coniogeton</i> , Bl.	<i>Lithrea</i> , H. et A.	<i>Edwardsia</i> , Raf.
		<i>Heudelotia</i> , Guill.	

SUB-CLASS II. INCOMPLETE.

ESSENTIAL CHARACTER.—*Corolla* absent in all cases; *Calyx* sometimes complete, and consisting either of several distinct sepals or of several combined into a tube; very often incompletely formed; also often altogether absent.

If we look merely at the paper characters of this and the first sub-class, we shall consider them very clearly distinguished from each other; if we turn to the detail of anomalies in the Polypetalous sub-class, we shall be surprized to find how many instances there are where plants belonging to polypetalous orders, having no petals, would be referable to the Incomplete sub-class. I know of no way of getting over this difficulty, except by practice, by remembering, in the first place, that Polypetalous orders have seldom an imperfect calyx, and by endeavouring to identify apetalous Polypetalæ with some of the orders of Incomplete, and when it is found that this cannot be accomplished, turning to the Polypetalous division, and acting with the plant in question as if it had petals. No truly polypetalous order can possibly, if common care be applied to the investigation, be confounded with any apetalous order, even if the petals are not taken into account. For example, Euphorbiaceæ, which are so often apetalous, have nothing like a station in Incomplete; let us try this. They cannot belong to Rectembryosse, because their calyx is always perfect if present; *Euphorbia* itself would technically belong to Achlamydosse, and its flowers being in an involucre it might seem to belong to Monimiales; it could not, however, be one of Atherospermaceæ, because its anthers do not burst by recurved valves: is it, then, a genus of Monimiaceæ? certainly not, for its ovary is 3-celled and not 1-celled; as it cannot be possibly referred to any other part of the Incomplete sub-class, it must then of necessity be some apetalous form of Polypetalæ, and this ascertained, its true station will be easily found. And so of other cases. The fact is, that in Polypetalous orders there is a manifest *tendency* (nixus) to produce petals; in the Incomplete sub-class there is no such tendency, but on the contrary, the force of development is often so weak as to be scarcely able to complete even the calyx itself.

It may be asked then, would it not be better to combine Incomplete and Polypetalæ? Upon paper it looks as if it would; in nature it is otherwise: a

botanist will hardly doubt that the genera comprehended under the name of Incomplete are in reality of a lower degree of organization than Polypetalae; and the student need be under no alarm about the difficulty that may appear to be connected with these anomalies and exceptions, for after a very little experience he will be scarcely conscious of their existence.

Incomplete are connected with Polypetalae most immediately by way of Lauraceae and Myristicaceae, or Empetraceae and Euphorbiaceae; Chloranthaceae probably join them with Gnetaceous Gymnosperms; and Menispermaceae certainly constitute a passage to Smilaceous Endogens, as Aristolochiaceae possibly do to Araceae.

The sub-class separates naturally into the five following groups.

1. Ectembryoflae* Calyx very imperfect. Embryo straight.
2. 3c)l&mg&a0ae> Calyx and corolla altogether absent.
- 3» ^Titbiferoftae* Calyx tubular, often resembling a corolla (and with some of the characters of the other groups).
4. <Eolimno0ae< Stamens monadelphous, and ovary many-(six)-celled; or, at all events, the latter character combined with an epigynous flower.
5. &urt>ttnbrg00ae> Embryo curved round mealy albumen; or having the form of a horse-shoe; or spiral; (calyx rarely tubular).

The attention of botanists requires to be especially called to this part of the class of Exogens. In consequence of the species being little cultivated, and uninviting in appearance, they have been much neglected; but there can be no doubt that a careful investigation of the large numbers of unarranged and undetermined Incomplete or Apetalous plants which now encumber every herbarium of much extent would place the limits of the following orders in a much clearer light, and richly reward the industry of the botanist who should have energy enough to undertake, and skill enough to execute, the very difficult task of putting them in order.

GROUP I. Sectembryoflae.

ESSENTIAL CHARACTER.—*Calyx* exceedingly imperfect, very often only rudimentary, ragged, and more a shapeless membrane than a calyx; sometimes more regular. *Embryo* straight, either with or without albumen.

If it were not for the Datisca alliance, which is the least developed form of this group, Rectembryosae would be nearly the same as the old AMENTACEAE, except that a part is stationed in the Salical alliance of Achlamydosae. The genera consist chiefly of trees with inconspicuous flowers, many of which are arranged in catkins. The group can only be confounded with Curvembryosae, and they are usually herbaceous plants, their flowers are never in catkins, and their calyx is far more completely developed than in this group; to say nothing of the distinction in their curved embryo.

ALLIANCE I. AMENTALES.

ESSENTIAL CHARACTER.—*Mowers* in catkin* *Carpels* always 2 or more, combined into a solid pistil. All *Trees* or arborescent *shrubs*.

The syncarpous nature of their ovaries divides these from every other

alliance in the same group, except the Ulmal, in which the flowers do not grow in catkins, and the Datiscal, which consists of polyspermous herbaceous plants. It is true that some Urtical orders have several carpels; but when that happens, either the flowers are not in catkins, or the fruit not enclosed in a cupule. Amentales pass distinctly into Urticales by Garryaces.

ORDER CXX. CUPULIFER.E, }
 or } THE NUT TRIBE.
 CORYLACE^E. }

CUPULIFERJE, *Rich. Anal, du Fr.* (U08); *Lindl. Synops.* 239. (1829); *Blume Flora Java*, (1829).—CORYLACEJE, *Mirb. Elem.* 906. (1815).—QUEHCINE,*, *Juss. in Diet. Sc, Nat.wol. 2. Suppl.* 12. (1816).

ESSENTIAL CHARACTER.—*Flowers* unisexual; males amentaceous, females aggregate or amentaceous. *Males: Stamens* 5 to 20, inserted into the base of the scales or of a membranous calyx, generally distinct. *Females: Ovaries* crowned by the rudiments of a superior calyx, seated within a coriaceous involucre (*mpule*) of various figure, and with several cells and several ovules, the greater part of which are abortive; *ovules* twin or solitary, pendulous; *stigmas* several, sub-sessile, distinct. *Fruit* a bony or coriaceous 1-celled nut, more or less enclosed in the involucre. *Seeds* solitary, 1, 2, or 3, pendulous; *embryo* large, with plano-convex fleshy cotyledons, and a minute superior radicle.—*Trees* or *shrubs*. *Leaves* with stipules, alternate, simple, often with veins proceeding straight from the midrib to the margin.

AFFINITIES. Plants of this order are known among European trees by their amentaceous flowers and peculiarly veined leaves; from all other plants they are distinguished by their apetalous superior rudimentary calyx, fruit enclosed in a peculiar husk or cup, and nuts containing but 1 cell and 1 or 2 seeds, in consequence of the abortion of the remainder. They are akin to Salicaceae and Betulaceae, from which the presence of a calyx and, in the former case, very often the veining of their leaves, distinguish them. To Urticaceae they are nearly allied, but differ in their many-celled ovary, pendulous ovules, and superior calyx.

GEOGRAPHY. Inhabitants of the forests of all the temperate parts of the continent both of the Old and New World; extremely common in Europe, Asia, and North America; more rare in Barbary and Chile, and the southern parts of South America; and unknown at the Cape. The species which are found within the tropics of either hemisphere are chiefly Oaks and Chestnuts, which abound in the high lands, but are unknown in the valleys of equatorial regions. For an admirable account of the species of Java, see *Blume's Flora*.

PROPERTIES. An order which comprehends the Oak, the Hazel Nut, the Beech, and the Spanish Chestnut, can scarcely require much to be said to a European reader of its properties, which are of too common a use to be unknown even to the most ignorant. Whatever excellence may be found in the timber of the European species is not at all inferior in that of hotter countries. Blume tells us that that of his *Lithocarpus javensis* is called *Passan-Batu*, or Stone-oak, because of its hardness. Gallic acid exists abundantly in the Oak. The leaves of *Quercus falcata* are employed, on account of their astringency, externally in cases of gangrene; and the same astringent principle, which pervades all the order, has caused them to be employed even as febrifuges, tonics, and stomachics. Cork is the bark of *Quercus suber*; it contains a peculiar principle called Suberin (*Turner, 700*), and an acid called the Suberic (*Ibid.* 641). The galls that writing ink is prepared from are the produce of the Oak, from which they derive their astringency. The acorns of

a species known in the Levant under the name of *Velonia* (*Quercus aegilops*) sure imported for the use of dyers.

GENERA.

Carpinus, L.	Corylus, L.	Castanea, Gaertn.	Lithocarpus, Bl.
Ostrya, Scop.	Fagus, L.	Quercus, L.	Synaedrys (19).

ORDER CXXI. BETULACEJE. THE BIRCH TRIBE.

AMENTACEÆ, *Juss. Gen.* 407. (1789) in part; *Lindl. Synops.* § 228. (1829).—**BETULINEJE**, L. C. Richard *MSS.* A. Richard, *Élém. dela Bot. ed.* 4. 562. (1828).

ESSENTIAL CHARACTER.—*Flowers* unisexual, monoecious, amentaceous; the males sometimes having a membranous lobed calyx. *Stamens* distinct, scarcely ever monadelphous; *anthers* 2-celled. *Ovary* superior, 2-celled; *ovules* definite, pendulous; *style* single, or none; *stigmas* 2. *Fruit* membranous, indehiscent, by abortion 1-celled. *Seeds* pendulous, naked; *albumen* none; *embryo* straight; *radicle* superior.—*Trees* or *shrubs*. *Leaves* alternate, simple, with the primary veins often running straight from the midrib to the margin; *stipules* deciduous.

AFFINITIES. This order approaches more near to *Urticaceae* and *Cupuliferae* than either *Platanaceae* or *Salicaceae*, which may be considered dismembersments of it. In the male flowers of several species there is a distinct membranous calyx, very like that of *Ulmus*; the seeds are definite and pendulous, and the leaves have the same venation as *Cupuliferae*. It is well distinguished by the 2 distinct cells of the fruit, and by the want of a cupule to the female flowers.

GEOGRAPHY. Inhabitants of the woods of Europe, Northern Asia, and North America, and even making their appearance on the mountains of Peru and Columbia.

PROPERTIES. Fine timber-trees, usually with deciduous leaves; their bark astringent, and sometimes employed as a febrifuge; but chiefly valued for their importance as ornaments of a landscape. Their wood is often light, and of inferior quality, but that of the Black Birch of North America is one of the hardest and most valuable we know.

GENERA.

Betula, L.
Alnus, W.

ORDER CXXII. SCEPACEJE.

ESSENTIAL CHARACTER.—*Flowers* unisexual (dioecious). **MALES** in catkins. *Calyx* 4-5-leaved, imbricated, very minute and membranous. *Stamens* 2-5; *filaments* short, straight, not elastic; *anthers* 2-celled, opening by longitudinal parallel sutures; *connective* inconspicuous. **FEMALES** in short axillary racemes. *Calyx* of six sepals in two whorls (always?), inferior, the inner ones in one species at least 3-lobed. *Ovary* with two cells, in each of which there are two ovules; *style* 0; *stigma* with two short emarginate lobes, or with 4 equal fringed ones; *ovules* collateral, pendulous, with a broad scale projecting from the placenta and covering over the foramen, their ends often buried in hairs projecting from the base of the cell. [In *Lepidostachys Roxburghi* the *Capsule* round, two-celled, 4-valved; the endocarp thin, tough, and separable from the friable sarcocarp. *Seeds* single or two, enveloped in a succulent aril; *embryo* green in the axis of albumen, with obovate cotyledons and a

radicle next the hilum. *Roxb*[^]—*TYees*. *Leaves* coriaceous, alternate, with membranous *stipules* which form the scales of the buds.

AFFINITIES. Here are evidently distinct traces of a new type of organization, which, however imperfectly they may be yet shadowed out, are nevertheless too remarkable to be passed over unnoticed. The foregoing character has been drawn up from what materials I happen to possess, and will probably require great correction hereafter, when more species and genera shall have been discovered. In the meanwhile, it is obvious that there is no published natural order that will include amentaceous plants with arillate albuminous seeds and a dehiscent 2-celled pericarp. *Scepaceae* have in their male state much the aspect of *Cupuliferae* or *Betulaceae*, and one of them has actually been considered an *Alnus* by Roxburgh; but the females have more the appearance of *Antiaris*, or some such *Urticaceous* genus. The fruit, which is very remarkable, I only know from Roxburgh's account, the substance of which is quoted from the *Flora Indica*. The manner in which the plates of the placenta overlap the foramen (I believe not till after impregnation) is exceedingly curious; these are no doubt what ultimately become the aril. In the genus *Scepa* the ends of the ovules are buried in a thick mass of hairs proceeding from the placental suture near the base of the cell.

GEOGRAPHY. Natives of the tropical forests of India.

PROPERTIES. The wood of the *Kokra*, *Lepidostachys* Roxburghi, is very hard, and is used for various (Economical purposes. *Roxb*.

GENERA.

Scepa. (20)
Lepidostachys, Wall. (21)
 ? *Hymenocardia*, Wall. (22)

ALLIANCE II. *URTICALES*.

ESSENTIAL CHARACTER.—*Carpels* solitary, or more than one combined in a syncarpous pistil. *Stems* continuous, without sheaths. *Flowers*, if in catkins, never producing fruit with a cupule.

The remarks made under *Amentales* shew how that alliance is to be distinguished from this, concerning the most usual characters of which it may be said, that it is upon the whole a less complicated form of structure, and that it exhibits the mass of the group in a state where solitary carpels and unisexual flowers are the prevailing characteristics; for although there are three orders in which the fruit consists of two or more carpels, yet in very much the greater portion of species the carpels are uniformly solitary. It is clearly connected with *Amentales* through *Garryaceae*, which would be *Cupuliferous* if they had a cupule, more than one cell, and alternate leaves. *Urticaceae* themselves form the type of the alliance, and are pretty accurately known by their unisexual, usually clustered, flowers, elastic stamens, membranous calyx, and seed-like fruit; to which may be added, their rough leaves: the other orders are more or less closely allied to each other and to *Urticaceae*, but are apparently quite distinct; they all, however, but especially *Stilaginaceae*, require much revision, and must be so greatly extended, that whatever characters may now be assigned must be considered merely provisional.

ORDER CXXIII. GARRYACEIÆ.

GARRYACEJÆ, *Lindl. in Bot. Regist.* 20. t. 1686. (July 1834).

ESSENTIAL CHARACTER.—*Flowers* unisexual (dioecious). MALES: *Calyx* 4-leaved. *Stamens* 4, not elastic. FEMALES: *Calyx* superior, two-toothed. *Ovary* one-celled; *styles* 2, setaceous; *ovules* 2, pendulous, with funiculi as long as themselves. *Pericarp* berried, indehiscent, two seeded. *Embryo* very minute, in the base of fleshy albumen.—A *shrub*. *Leaves* opposite, without *stipules*. *Flowers* arranged in pendulous amentaceous racemes, within connate bracts. *Wood* without distinct concentric zones, or *vasiform tissue* (dotted ducts).

AFFINITIES. Of this curious type of structure only one genus and one species have been discovered, concerning which the following observations will be found in the *Botanical Register*, in the place above referred to.

" In its amentaceous inflorescence, imperfect flowers, superior calyx, and mode of germination, *Garrya* is very similar to *Cupulifera*, from which it differs most essentially in its wood without concentric circles, or vasiform tissue (dotted vessels), its opposite exstipulate leaves, simple fruit, and minute embryo lying in a great mass of albumen. The latter characters bring it near *Piperacea* and their allies, especially *Chloranthaceæ*, with which its zoneless wood (for *Chloranthus* has no annual zones), simple fruit, and opposite leaves, also agree; but the stipules of *Chloranthaceæ*, together with its naked bisexual flowers, and articulated stems, distinctly separate that order. *Urticaceæ* and *Stilaginaceæ* may also be compared with *Garrya* on account of their imperfect unisexual flowers, somewhat amentaceous inflorescence, and simple fruit; but their superior fruit, alternate leaves, and more perfectly formed wood, are important points of difference. *Gnetaceæ* may also be compared to *Garrya* on account of their opposite exstipulate leaves, amentaceous unisexual flowers appearing from the axils of connate bracts, their minute embryo lying in a great mass of albumen, and imperfect zoneless wood, which in both cases is chiefly constituted of woody fibre (the sides of which are marked with numerous brownish granules), and of annular and reticulated vessels lying scattered sparingly among the tubes of woody fibre. Finally, *Henslowia*, an imperfectly known genus, with regularly zoned wood filled with dotted ducts, like those of *Xylmus*, is not to be overlooked in comparing *Garrya* with other genera, on account of its imperfect unisexual flowers and opposite exstipulate leaves; but the natural order (*Henslowiaceæ*), of which it must be considered the type, is too little known to enable us to carry the comparison further."

GEOGRAPHY. West side of the dividing mountain range of North America, in temperate latitudes.

PROPERTIES. Unknown.

GENUS.

Garrya, Douglas.

ORDER CXXIV. HENSLOVIACEIÆ.

HENSLOVIACEJÆ, *Lindl. in Bot. Reg.* 20. fol. 1686. (July 1834) ; *Martius Conspectus*, M. 77. (1835).

ESSENTIAL CHARACTER.—*Flowers* unisexual (dioecious). *Calyx* 5-parted, lined with a woody disk, [with a valvate aestivation. MALES: *Stamens* 5, alternate with the sepals, perigynous, long, exserted, inflexed in aestivation, *Griffith in litt.*] ; *anthers* 2-celled, with a

broad connective, the lobes oblique, bursting longitudinally. A rudiment of an ovary. FEMALE ; *Ovary* superior, 2-celled with very numerous ovules attached horizontally to a placenta in the axis; *style* cylindrical; *stigma* obsoletely two-lobed; *ovules* with a large conspicuous foramen next the hilum, *Griffith in litt.*—*Trees* [with the habit and inflorescence of Combretaceae. *Griffith*]. *Leaves* opposite, entire, without stipules. *Wood* regularly zoned, with very abundant vasiform tissue (dotted ducts).

AFFINITIES. Little as I have to add to what was already known concerning the remarkable plants that constitute the type of this small order, that little is important as confirming the propriety of its separation. My own observations on the structure of the wood shew that it is composed to a great extent of the dotted or vasiform tissue so prevalent in *Ulmus*. My invaluable friend, Mr. Griffith, in a letter dated Merqui, in Burmah, Dec. 28, 1834, has added the particulars enclosed in brackets. The order is too little known to afford materials for much speculation as to its affinities. Brown points out the striking resemblance of the branches and leaves, especially the abrupt termination of the former, to Oleaceae, especially *Syringa*; but beyond this all further relation between these plants seems to cease. (*Wall. Plant, as. rar. III. 14.*) Mr. Griffith notices the conformity of the habit and inflorescence to Combretaceae; and it is not impossible that it may turn out, when more known, to be an apetalous polyspermous form of the Rhamnial alliance, to which its definite perigynous stamens alternate with the sepals and valvate calyx seem to approximate it. It must, however, be observed that its unisexual flowers, large perigynous disk, and long exerted stamens, with a very wide connection, bring it close to Stilaginaceae, although the fruit is so different.

GEOGRAPHY. Trees of Tropical India.

PROPERTIES. Unknown.

GENUS.

Henalovia, Wall.

TREWIACEÆ.

ESSENTIAL CHARACTER.—*Flowers* dioecious. MALES : *Sepals* 3-4, with a valvate aestivation. *Stamens* numerous, arising from a common central point. FEMALES : *Calyx* inferior, 3-4-toothed. *Style* 4-cleft. *Drupe* 4-celled with a single seed in each. *Embryo* inverted and amply furnished with albumen, *Roxb.* [Segments of the style reflexed, feathery within, *fVilld.* *Fruit* berried, with 4 stones, each of which is one-seeded; *seeds* pendulous without albumen, *GcBrtn.*]—A tree. *Leaves* opposite, exstipulate, entire. *Flowers*; *males* in long racemes; *females* axillary, solitary.

AFFINITIES. Here again seems to be the type of an unpublished order. It is clearly distinct from Urticaceae and their allies, and yet it cannot be far removed from them. In the conflicting statements as to its real structure there is little further left, upon which we can seize. Bartling refers *Tetragastris* as a synonym to *Hedwigia* among Burseraceae, I know not on what authority. Roxburgh considers it the same as this (*Fl. Ind. 3. 837.*), and so does Adrien de Jussieu. *Euphorb. 33.*

GEOGRAPHY. Natives of tropical India,

PROPERTIES. Unknown.

GENUS.

Trewia, L.
Tetragastris, Gaertn.

ORDER CXXV. URTICACEÆ. THE NETTLE TRIBE.

URTICÆ, Juss. Gen. 400. (1789); Gaudichaud in Freyc. Voyage (1826); Bartl. Ord. Nat. 105. (1830); Arnott in Edinb. Encycl. 129. (1832).—**UBTICACEJE**, Endlich. Prodr. Norf. 37. (1833).—**ARTOCARPE***!, R. Brown in Congo (1818); Blume Bijdr.* 479. (1825); Ed. Prior. No. 80. (1830); Bartl. Ord. Nat. 104. (1830).—**SYCOIDEIÆ**, Link Handb. 1. 292. (1829).—**PHOLEOSANTHEA** and **CJENOSANTHEVE**, Blume Bijdr. (1825).—**BATIDEJE**, Martins Conspect. No. 70. (1835).—**MOREJE**, Endl. Prodr. 40. (1833).

ESSENTIAL CHARACTER.—*Flowers* monoecious or dioecious, scattered or clustered, or in panicles, or close heads. *Calyx* membranous, lobed, persistent. *Stamens* definite, distinct, inserted into the base of the calyx, and opposite its lobes; *anthers* curved inwards in aestivation, turned backwards with elasticity when bursting. *Ovary* superior, simple; *ovule* solitary, erect or suspended; *stigma* simple. *Fruit* a simple indehiscent nut, surrounded either by the membranous or fleshy calyx; or a fleshy receptacle, either covered by numerous nuts, lying among the persistent fleshy calyxes, or enclosing them within its cavity; occasionally consisting of a single nut, covered by a succulent involucre. *Embryo* straight, curved, or spiral, with or without albumen; *cotyledons* flat; *radicle* always pointing to the hilum.—*Trees, shrubs, or herbs*, sometimes lactescent. *Leaves* alternate, usually covered either with asperities or stinging hairs, with membranous *stipules*, which are deciduous or convolute in veneration.

AFFINITIES. I am convinced, after the most careful attention that I have been able to give this extensive and little studied order, that all the assemblages of genera whose names are cited at the head of this article must be considered mere forms of one common type. Artocarpeae I formerly distinguished by their suspended ovules and milky properties; but Arnott states that he finds the former peritropal, and supposing their position to be uniformly suspended in the genus Artocarpus and its immediate allies, yet there is this in the character of Artocarpeae, which would, even under such circumstances render it useless, that it forms an unnatural assemblage, for it would take from the true Urticeae Cannabis, and Humulus, on account of the position of their ovules, while it would exclude them along with Moms and some others because they do not milk. As to Batideae recently separated from Urticaceae by Von Martius, on account of their supposed naked flowers and bicarpellary fruit, it must be remarked that in the former character this distinguished Botanist has been misled by Roxburgh, and that in the latter he has been equally deceived, for Batis has a common Urticaceous fruit; and it agrees with many genera of the order in its embryo having the radicle turned down upon the cotyledons. On account of this character and its habit, and notwithstanding its stamens being alternate with the segments of the calyx, it is better to let it remain at present in Urticaceae as one of the connecting links between that order and Curvembryosae. The existence of a curved embryo in Urticaceae shows how very nearly Chenopodiaceae and Urticaceae are really allied; they, in fact, scarcely differ except in the stipulation, hispid surface, elastic stamens, and I may add narcotic properties of the latter, Polygonaceae are distinguished generally by their ochreae, and always by their radicle lying at the end of the seed most remote from the hilum; Euphorbiaceae by their tricoccus, or at least pluricarpellary fruit; and Ulmaceae by their hermaphrodite flowers and bicarpellary fruit.

The only attempt that has yet been made to reduce the genera to order, is that by Gaudichaud, of which an account will be found in the first volume of Presl's Repertorium Botanicum, as well as, in the place above quoted. This arrangement has not been yet examined critically, but as it seems in general to conform to natural groups, I have admitted it without scruple upon the authority of the very excellent Botanist, with whom it has originated. It should, how-

ever, be observed, that Endlicher objects to many of the genera. *Prodr. fi> norf.* 38. #c.

GEOGRAPHY. Widely dispersed over every part of the world; appearing in the most northern regions, and in the hottest climates of the tropics; growing now upon dry walls, where there is scarcely nutriment for a moss or a lichen, and inhabiting the dampest recesses of the forest. *Elatostemeae*, *Boehmerieae*, *Cecropieae*, *Chlorophoreae*, *Dorstenieae*, *Daphnitideae*, *Artocarpeae*, *Pouroumeae*, *Misandreae*, and *Batideae* are either altogether confined to the tropics where the order is most abundant, or at all events occur only in very temperate countries.

PROPERTIES. The tenacity of the fibres of many species is such that cordage has been successfully manufactured from them. The leaves of Hemp are powerfully narcotic. The Turks know its stupifying qualities under the name of Malach. Linnaeus speaks of its *vis narcotica*, *phantastica*, *dementens*, *anodyna*, and *repellens*. Even the Hottentots use it to get drunk with, and call it Dacha. The Arabians name it Hashish. *Ainslie*, 2. 189. A most powerfully narcotic gum-resin, called in Nipal Chenis or Cherris, is supposed to be obtained from a variety of *Cannabis sativa*. *Ibid.* 2. 73. The effects of the venomous sting of the common nettles, *Urtica dioica*, *urens*, and *pilulifera* of Europe, are too well known. They are, however, not to be compared for an instant with those of some Indian species. Leschenault de la Tour (*Mfm. Mus.* 6. 362.) thus describes the effect of gathering *Urtica crenulata* in the Botanic Garden at Calcutta:—"One of the leaves slightly touched the first three fingers of my left hand: at the time I only perceived a slight pricking, to which I paid no attention. This was at seven in the morning. The pain continued to increase; in an hour it had become intolerable: it seemed as if some one was rubbing my fingers with a hot iron. Nevertheless, there was no remarkable appearance; neither swelling, nor pustule, nor inflammation. The pain rapidly spread along the arm, as far as the armpit. I was then seized with frequent sneezing and with a copious running at the nose, as if I had caught a violent cold in the head. About noon I experienced a painful contraction of the back of the jaws, which made me fear an attack of tetanus. I then went to bed, hoping that repose would alleviate my suffering; but it did not abate; on the contrary, it continued nearly the whole of the following night; but I lost the contraction of the jaws about seven in the evening. The next morning the pain began to leave me, and I fell asleep. I continued to suffer for two days; and the pain returned in full force when I put my hand into water. I did not finally lose it for nine days." A similar circumstance occurred, with precisely the same symptoms, to a workman in the Calcutta Garden. This man described the sensation, when water was applied to the stung part, as if boiling oil was poured over him. Another dangerous species was found by the same botanist in Java (*U. stimulans*), but its effects were less violent. Both these seem to be surpassed in virulence by a nettle called *damn setan*, or devil's leaf, in Timor; the effects of which are said, by the natives, to last for a year, or even to cause death. The common Hop, *Humulus lupulus*, is remarkable, as is well known, for its bitterness; the active principle of it is called by chemists Lupulin. It is here also that the Fig, the Bread-fruit, the Jack, and the Mulberry, are found,—a curious instance of wholesome or harmless plants in an order which contains the most deadly poison in the world, the Upas of Java; the juice, however, of even those which have wholesome fruit, is acrid and suspicious; and in a species of Fig, *Ficus toxicaria*, is absolutely venomous. The juice of all of them contains a greater or less abundance of caoutchouc, and the *Cecropia peltata* is reported to yield American caoutchouc. But Humboldt doubts whether this is the fact, as its juice is difficult to inspissate. *Cinch. For.* p. 44. The

seeds of a plant nearly allied to *Cecropia*, called *Musanga* by the Africans of the Gold Coast, as well as those of *Artocarpus*, are eatable as nuts. The famous Cow Tree, or Palo de Vacca, of South America, which yields a copious supply of a rich and wholesome milk, belongs to this order; it is supposed to be related to *Brosimum*. *Brosimum alicastrum* abounds in a tenacious gummy milk; its leaves and young shoots are much eaten by cattle, but when they become old they cease to be innocuous. The roasted nuts are used instead of bread, and have much the taste of Hazel nuts. *Swartz*, 1. 19. A kind of paper is manufactured from *Broussonetia papyrifera*. The bark of the *Morus alba* contains moroxylic acid in combination with lime. *Turner*, 640. Fustick, a yellow dye, is the wood of *Morus tinctoria*. The seeds of *Ficus reh'giosa* are supposed by the doctors of India to be cooling and alterative. *Ainslie*, 2. 25. The leaves of *Ficus sptica* are emetic. *Ibid.* The Cochinchinese consider that plant caustic and anthelmintic. The bark of *Ficus racemosa* is slightly astringent, and has particular virtues in haematuria and menorrhagia. The juice of its root is considered a powerful tonic. *Ibid.* 2. 31. The white glutinous juice of *Ficus indica* is applied to the teeth and gums, to ease the toothache; it is also considered a valuable application to the soles of the feet when cracked and inflamed. The bark is supposed to be a powerful tonic, and is administered by the Hindoos in diabetes. *Ibid.* 2. 11. Gum lac is obtained from *Ficus indica* in great abundance. The tenacity of life in some plants of this family is remarkable. A specimen of *Ficus australis* lived and grew suspended in the air, without earth, in one of the hothouses in the Botanic Garden, Edinburgh, for eight months, without experiencing any apparent inconvenience. *Ed. P. J.* 3. 80. The celebrated Banyan Tree of India is *Ficus religiosa*. Prince Maximilian, of Wied Neuwied, says that the colossal Wild Fig-trees "are one of the most grateful presents of nature to hot countries: the shade of such a magnificent tree refreshes the traveller when he reposes under its incredibly wide-spreading branches, with their dark green shining foliage. The Fig-trees of all hot countries have generally very thick trunks, with extremely strong boughs, and a prodigious crown." *Travels*, p. 104. Is it possible that the Indian poison with which the Nagas tip their arrows, of the tree that produces which nothing is known, can belong to this tribe? See/ for an account of the effect of this poison, *Brewst&rs Journal*, 9. 219. The poisonous property of the *Upas* has been found to depend upon the presence of that most virulent of all principles, called strychnia. *Turner*, 650. *Batis* yields *Barilla* in great abundance. *Jacq.* *Dorstenia contrayerva*, has bitterish roots, a remarkable overpowering odour, with a little pungency. It is supposed to be an antidote to the bites of venomous animals. *Fœe.* The tree *Die* of Papanthla, from which *Caoutchouc* is obtained in that country is supposed by Chamisso and Schlechtendahl to be a plant of this order. *Deppe*, in his original ticket, asks if it be not *Castilloa elastica*? *Linnaa*, VI. 385.

3? * / *

GENERA.

§ 1. EIATOSTEMEJE, Laportea, G.	Freirea, G.	§ 6. CKCUOPIE^, G.
Gaudich.	Girardinia, G.	, Cecropia, L.
Klatostema, Forst.	§ 3. ROEHMERIEJE, G.	Musanga, Chr. Sm.
Sciophila, Bl.	^ Boehmeria, L.	Coussapoa, Aubl.
Pellionia, G.	Duretia, G.	§ 7. CANNABINE^,
Ungeveldia, G.	Neraudia, G.	Blume, Bijdr.
P'lea, Lindl.	i- Procris, Comm.	(1825).
Dubreuilia, G.	Vanieria, Lour.	§ 5. FORSKAHLEJE, G.
* 2. UREREIE, G.	§ 4. PARIKTARIEJE, G.	* Cannabis, L.
* urtica, L.	* Parietaria, L.	* Humulus, L.
U'rera, G.	Helrine, Req.	§ 8. CHLOROPHOREA,
I'leurya, G.	Gesnouinia, G.	G.
		Chlorophora, G.

Antiaris, Lesch.	§ 11. DORSTENIEJE, G. ?Bagassa, Aubl.	Borya, W.
<i>Ipo</i> , Pers.	Dorstenia, L.	<i>Bigelovia</i> , Sm.
Gynoccephalus, Bl.	<i>Kosaria</i> , Forsk.	<i>Forestiera</i> , Poir.
Conoccephalus, Bl.	Sychinum, G.	Pyrenacantha, Hook.
§ 9. MOREIE, G:et	§ 12. DAPHNITIDE2E, § 14. POURUMEJE, G.	Tinda, Rheedee.
BROUSSONETI/E, G.	N. ab E.	Pourouma, Aubl.
Morus, L.	Laurophyllus, Thunb.	Bruea, G.
Albrandia, G.	<i>Daphnitis</i> , Spr.	§ 15. MISANDREJE, G.
Fatoua, G.	<i>Dilobeia</i> , Thouars.	Misandra, Comm.
Broussonetia, Vent.	§ 13. ARTOCARPE^, G.	Gunnera, L.
<i>Papirin</i> , Lam.	Artocarpus, L.	<i>Panke</i> , Feuill.
§ 10. FICEJE, G.	<i>Sitodium</i> , Gsertn.	§ 16. BATIDE^E, Mart.
Ficus, L.	<i>Rademachia</i> , Thunb.	Batis, L. -/ y
	<i>Polyphema</i> , Lour.	Streblus, Lour.
	Perebea, Aubl.	Castilloa, Deppe.
		<i>Ule</i> .

SUB-ORDER. CERATOPHYLLEIE.

CERATOPHYLLEA, DC. *Prodr.* 3. 73. (1828); *Lindl. Synops.* 225. (1829).

ESSENTIAL CHARACTER.—*Flowers* monoecious. *Calyx* inferior, many-parted. *Male*: *Stamens* from 12 to 20; *filaments* wanting; *anthers* 2-celled. *Female*: *Ovary* superior, 1-celled; *ovule* solitary, pendulous; *stigma* filiform, oblique, sessile. *Nut* 1-seeded, indehiscent, terminated by the hardened stigma. *Seed* pendulous, solitary; *albumen* 0; *embryo* with 4 cotyledons, alternately smaller; *plumula* many-leaved; *radicle* superior. (DC.)—Floating *herbs*, with multifid cellular *leaves*.

AFFINITIES. In consequence of the number of its cotyledons, Richard placed this order near Coniferae, with which it seems to have no kind of affinity. De Candolle urges its relation to Hippuris and Myriophyllum, among Halorageae, from which it differs in its superior ovary; and he inquires whether Naias, which, according to some, is dicotyledonous, does not belong to the same order. Agardh places it among Fluviales. Surely it is better to consider it a degeneration of Urticaceae, to which so many of its characters refer it, and as bearing the same relation to them as Podostemaceae and Callitrichaceae to some unknown order, or as Pistiaceae to Araceae.

GEOGRAPHY. Found in ditches in Europe.

PROPERTIES. Unknown.

GENUS.

Ceratophyllum, L.

ORDER CXXVI. ULMACEJ3. THE ELM TRIBE.

ULMACEJE, Mirbel *ElSm.* 905. (1815); *Lindl. Synops.* 225. (1829.)—CELTIDEA, Rich.; *Gaudich. in Freyc. Voy.* 507. (1826).

ESSENTIAL CHARACTER.—*Flowers* hermaphrodite or polygamous, never in catkins. *Calyx* divided, campanulate, inferior, irregular. *Stamens* definite, inserted into the base of the calyx; erect in estivation. *Ovary* superior, 2-celled; *ovules* solitary, pendulous; *stigmas* 2, distinct. *Fruit* 1- or 2-celled, indehiscent, membranous or drupaceous. *Seed* solitary, pendulous; *albumen* none, or in very small quantity; *embryo* straight or curved, with foliaceous cotyledons; *radicle* superior.—*Trees* or *shrubs*, with scabrous, alternate, simple, deciduous leaves, and stipules.

AFFINITIES. Nearly related to Urticaceae, from which they are only distinguishable by their 2-celled fruit and hermaphrodite flowers; they are often combined with that order.

GEOGRAPHY. Natives of the north of Asia, the mountains of India, China,

North America, and Europe; in the latter of which countries they form valuable timber-trees.

PROPERTIES. The inner bark of the Elm is slightly bitter and astringent, but it does not appear to possess any important quality. The substance which exudes spontaneously from it is called Ulmin; it is also found in the Oak, Chestnut, and other trees, and, according to Berzelius, is a constituent of most kinds of bark. *Turner, 700.*

GENERA.

Planera, Gmel.	Ulmus, L.	Sponia, Commers.
Abelicea, Sm.	Celtis, L.	Mertensia, H. B. K.

ORDER CXXVII. STILAGINACEÆ.

STILAGINEJE, *Agardh's Classes*, 199. (1824); *Von Martins Hort. Reg. Monac.* (1829).

ESSENTIAL CHARACTER.—*Mowers* unisexual. *Calyx* 3- or 5-parted. *Corolla* 0. *Stamens* 2, or more, arising from a tumid receptacle; *filaments* capillary; *anthers* innate, 2-lobed, with a fleshy connective and vertical cells opening transversely. *Ovary* superior; *stigma* sessile, 3-4-toothed. *Fruit* drupaceous, with 1 seed and the remains of another. *Seed* suspended; *embryo* green, with foliaceous cotyledons, lying in the midst of copious fleshy albumen.—*Trees* or *shrubs*. *Leaves* alternate, simple, with deciduous stipules.

AFFINITIES. An obscure order, of the limits of which nothing has been well made out. Judging from the genera *Stilago* and *Antidesma*, it is very near *Urticaceae*, from which it is chiefly distinguished by the great cushion-shaped disk, remarkable anthers, and unelastic filaments; in all which characters it resembles *Henslowiaceae*, which are dicarpeous and polyspermous. The male specimens have sometimes a striking resemblance in inflorescence to East Indian *Cupuliferae*.

GEOGRAPHY. Natives of the East Indies.

PROPERTIES.

GENERA.

<i>Stilago</i> , L.
<i>Antidesma</i> , L.

ORDER CXXVIII. MYRICACEÆ. THE GALE TRIBE.

MYRICEJE, *Rich. Anal. du Fr.* (1808); *Ach. Rich. Elem. de la Bot. ed. 4.* 561. (1828); *Lindl. Synops.* 242. (1829); *Blume Ft. Java; Bartl. Ord. Nat.* 98. (1830).

ESSENTIAL CHARACTER.—*Flowers* unisexual, amentaceous, achlamydeous. *Males:* *Stamens* 6, rarely 8, somewhat monadelphous; *anthers* 2- or 4-celled, opening lengthwise. *Females:* *Ovary* 1-celled, surrounded by several hypogynous scales; *ovule* solitary, erect, with a foramen in its apex; *stigmas* 2, subulate, or dilated, and petaloid. *Fruit* drupaceous, often covered with waxy secretions, and with the hypogynous scales of the ovary, become fleshy and adherent; or dry and dehiscent, with the scales distinct. *Seed* solitary, erect; *embryo* without albumen; *cotyledons* 2, plano-convex; *radicle* short, superior.—*Shrubs*, with resinous glands and dots, the leaves alternate, simple, with or without stipules,

AFFINITIES. One of the approaches made by these plants is to *Ulmaceae* and *Betulaceae*, from the former of which they are readily known by their amentaceous flowers and want of a perianth; from the latter by their erect ovules, aromatic leaves, and 1-celled ovary. In the latter respect they resem-

ble Piperaceae, from which, however, they differ materially in other points. Blume rejects *Nageia* because of its opposite leaves and albuminous seeds, without, however, stating to what order that genus really belongs. *Comptonia* he thinks the same as *Myrica*.

GEOGRAPHY. Found in the cold parts of Europe and North America, the tropics of South America, the Cape of Good Hope, and India.

PROPERTIES. Aromatic shrubs, or trees of considerable size. *Comptonia asplenifolia* possesses astringent and tonic properties, and is much used in the domestic medicine of the United States, in cases of diarrhoea. *Barton*, 1. 224* The root of *Myrica cerifera* is a powerful astringent, and wax is obtained in great abundance from its berries. The fruit of *Myrica sapida* is about as large as a cherry, and, according to Buchanan, is a pleasant acid and eatable in Nipal. *Don*, p. 56. It has a pleasant, refreshing, acidulous taste. *Wall. Tent.* 60.

GENERA.

<i>Myrica</i> , L.	<i>Putranjiva</i> , Wall.
<i>Comptonia</i> , Banks.	? <i>Clarisia</i> , R. et P.

ORDER CXXIX. JUGLANDACEJE. THE WALNUT TRIBE.

JUGLANDE^A, DC. *Thorie*, 215. (1813); *Kunth in Ann. drs Sc. Nat.* 2. 343. (1824) ; *Blume Fl. Jav.*; *Bartl. Ord. Nat.* 397. (1830).

ESSENTIAL CHARACTER.—*Flowers* unisexual, usually monoecious. *Calyx* in the males oblique, membranous, irregularly divided, attached to a single bract; in the females superior, with 4 divisions, which are sometimes permanent and leafy. *Petals* in the males 0; in the females occasionally present, and 4 in number, arising from between the calyx and the styles, and cohering at the base. *Stamens* indefinite, (3-36), hypogynous; *filaments* very short, distinct; *anthers* thick, 2-celled, innate, bursting longitudinally. *Disk* 0. *Ovary* inferior, incompletely 2-4-celled; *ovule* solitary, erect; *styles* 1 or 2, and very short, or none; *stigmas* much dilated, either 2 and lacerated, or discoid and 4-lobed. *Fruit* dm-paceous, 1-celled, with 4 imperfect partitions. *Seed* 4-lobed; *embryo* shaped like the seed; *albumen* 0; *cotyledons* fleshy, 2-lobed, wrinkled; *radicle* superior.—*Trees.* *Leaves* alternate, unequally pinnated, without pellucid dots or stipules. *Flowers* racemose.

AFFINITIES. These have usually been mixed with Terebintaceae, to which they, however, do not appear so closely allied as to Cupuliferae, with which they accord in their unisexual flowers, and superior calyx, and, in the case of the genus *Synaedrys*, in their lobed embryo. Among ap'etalous orders, their pinnated resinous undotted leaves particularly distinguish them.

GEOGRAPHY. Chiefly found in North America; a few are East Indian; one species, the common Walnut, is a native of the Levant and Persia; another, of Caucasus; and a third, of the West India Islands.

PROPERTIES. The seed of the Walnut is esteemed for its sweetness and wholesome qualities. It abounds in a kind of oil, of a very drying nature. The rind of the fruit, and even the skin of the kernel, are extremely astringent. *Juglans cathartica* or *cinerea* is esteemed anthelmintic and cathartic; the fruit of several kinds of Hickory is eaten in America. The timber of all is valuable; that of *J. regia* for its rich deep brown colour when polished, and that of *Carya alba* for its elasticity and toughness.

GENERA.

<i>Juglans</i> , L.	<i>Carya</i> , Nutt	<i>Engelhardtia</i> , Lesch.	? <i>Decostea</i> , Ruiz, et P.
	<i>Hicorius</i> , Rafin.	<i>Pterilema</i> , Rnwdt.	
	<i>Pterocarya</i> , Nutt.	<i>Dammura</i> , Rumf.	

ALLIANCE III. CASUARALES.

ESSENTIAL CHARACTER.—*Carpels* solitary. Stems jointed and furnished with sheaths.

This singular character designates the Casuaraceae at first sight, and shews an approach at this part of the system to Equisetaceae among Gymnosperms.

ORDER CXXX. CASUARACEAE.

CASUARINEJE, *Mirb. in Ann. Mus.* 16. 451. (1810); *R. Brawn in Flinders*, 2. 571. (1814).

ESSENTIAL CHARACTER.—*Flowers* unisexual. MALES: *Flowers* whorled about the articulations of the jointed rachis. *Bracts* 2, membranous, right and left of a two-leaved calyx, the sepals of which stand fore and aft, and adhere at their points, and at the time of flowering are separated from their bases and carried up by the stamen in the form of a calyptra to the anther. *Stamen* 1; *filament* subulate; *anther* erect, two celled, with parallel contiguous cells opening by a longitudinal fissure. FEMALES, in very dense spikes. Rachis not jointed. *Flowers* numerous, solitary in the axils of imbricated bracts. *Calyx* 0. *Ovary* lenticular, with a solitary ovule. *Styles* 2, united at base. *Caryopsides* winged, hidden in thickened bracts, sessile. *Seed* erect, without albumen. *Embryo* inverted.—Branching weeping trees, with jointed shoots, the internodes of which are striated. *Leaves* 0; in their room short, toothed, ribbed sheaths. *Flowers* in spikes. *Chiefly from Bartling.*

AFFINITIES. Brown, in the Appendix to *Flinders's Voyage*, has the following observations on the structure of this remarkable genus.

" In the male flowers of all the species of *Casuarina*, I find an envelope of four valves, as Labillardie're has already observed in one species, which he has therefore named *C. quadrivalvis*. *Plant. Noy. Holl.* 2. p. 67. t. 218. But as the two lateral valves of this envelope cover the others in the unexpanded state, and appear to belong to a distinct series, I am inclined to consider them as bracteae. On this supposition, which, however, I do not advance with much confidence, the perianthium would consist merely of the anterior and posterior valves; and these, firmly cohering at their apices, are carried up by the anthera, as soon as the filament begins to be produced, while the lateral valves or bracteae are persistent; it follows from it, also, that there is no visible perianthium in the female flower; and the remarkable economy of its lateral bracteae may, perhaps, be considered as not only affording an additional argument in support of the view now taken of the nature of the parts, but also as in some degree again approximating *Casuarina* to *Coniferae*, with which it was formerly associated. # The outer coat of the seed or caryopsis of *Casuarina* consists of a very fine membrane, of which the terminal wing is entirely composed; between this membrane and the crustaceous integument of the seed, there exists a stratum of spiral vessels, which Labillardie're, not having distinctly seen, has described as an • integumentum arachnoideum;' and within the crustaceous integument there is a thin proper membrane, closely applied to the embryo, which the same author has entirely overlooked. The existence of spiral vessels, particularly in such quantity, and, as far as can be determined in the dried specimens, unaccompanied by other vessels, is a structure at least very unusual in the integuments of a seed or caryopsis, in which they are very seldom at all visible; and have never, I believe, been observed in such abundance as in this genus, in all whose species they are equally obvious."

Blume remarks that *Casuarina* is undoubtedly related to *Myrica* in its ovaries, its single erect ovule, and its exalbuminous inverted embryo; but it differs so much in its habit, that it is better, with Mirbel, to consider it a distinct family, which differs from *Myricaceae*, in its fructification, especially in its ?henia with membranous wings included between two lateral scales, which,

as they grow up, are collected into a compact cone. *Myrica*, on the contrary, has distinct drupes, each somewhat immersed in a somewhat fleshy involucre (or calyx), which, although at first hypogynous, is eventually, after fecundation, extended beyond the ovary, with which it is conglutinated. Of such an involucre there is no trace in *Casuarina*, since the lateral scales, surrounding each achenium like a 2-valved capsule, by no means answer to the calycine involucre of *Myricaceae*, but rather to those interior bractlets which we observe at the base of the drupes in *Myricaceae*. *Fl. Jav.*

GEOGRAPHY. New Holland, Malayan and South Sea plants.

PROPERTY. Timber excellent.

GENUS.

Casuarina, L.

ALLIANCE V. *DATISCALES*.

ESSENTIAL CHARACTER.—*Carpels* several. *Seeds* numerous. *Leaves* alternate.

By no means a natural assemblage. It is probable that both the orders comprehended for the moment under this alliance have some other station.

ORDER CXXXI. *DATISCAEAE*.

DATISCAEAE, R. *Brown in Denham*, 25. (1826); *Bartl. Ord. Nat* 419. (1830).

ESSENTIAL CHARACTER.—*Flowers* unisexual. *Calyx* of the males divided into several pieces; of the females superior, toothed. *Stamens* several; *anthers* 2-celled, membranous, linear, bursting longitudinally. *Ovary* 1-celled, with polyspermous parietal placentae; *stigmas* equal in number to the placentae, recurved. *Fruit* capsular, opening at the vertex, 1-celled, with polyspermous parietal placentae. *Seeds* enveloped in a membranous finely reticulated integument, with a cupulate membranaceous strophiole; *embryo* straight, without *albumen*, its *radicle* very long, turned towards the *hilum*. *Cotyledons*, very short.—*Herbaceous* branched plants. *Leaves* alternate, cut, compound, without stipules. *Flowers* in axillary racemes.

AFFINITIES. Brown, in deciding that *Datisca* has no affinity with *Reseda*, in which I now agree, does not say to what he supposes the order it represents to be allied. We must suppose, however, that *Cannabis* among *Urticaceae* was in his view. So little is at present known of the other genera, that I can only leave it here with its character a little improved by Bartling.

GEOGRAPHY. The very few species of which this order consists are scattered over North America, Siberia, northern India, the Indian archipelago, and the south-eastern corner of Europe.

PROPERTIES. *Datisca* is bitter.

GENERA.

Datisca, L.
Tetrameles, R. Br.
Tricerastes, Presl.

ORDER CXXXII. LACISTEMACEJE.

LACISTEMEE, Martius N. G. et Sp. PL 1. 154. (1824).

ESSENTIAL CHARACTER.—*Calyx* in several narrow divisions, inferior, covered over by a dilated bract. *Corolla* wanting. *Stamens* hypogynous, standing on one side of the ovary with a thick 2-lobed connective, at the apex of each of whose lobes is placed a single cell of an anther, bursting transversely. *Ovary* superior, seated in a fleshy disk, 1-celled, with several *ovules* attached to parietal placentae; *stigmas* 2 or 3, sessile or on a style. *Fruit* capsular, 1-celled, splitting into 2 or 3 valves, each of which bears a placenta in its middle. *Seed* usually, by abortion, solitary, suspended, with a fleshy aril; *integument* crustaceous; *albumen* fleshy; *embryo* inverted, *vrilh* plane *cotyledons* and a superior straight cylindrical *radicle*.—*Small trees* or *shrubs*. *Leaves* simple, alternate, with stipules. *Flowers* disposed in clustered axillary catkins.

AFFINITIES. Von Martius, the founder of this order, which he divides from Urticaceae, speaks of it thus: "The peculiar character consists in the presence of a distinct perianth, while the amentaceous inflorescence is an indication of an affinity with apetalous orders of a lower grade." The same botanist indicates its affinity with Chloranthaceae in the structure of the filament, and with Samydaceae in that of the fruit, "the monadelphous stamens of both which may be perhaps considered a higher kind of evolution of the fleshy disk in the bottom of the flower of Lacistema." In habit they are said to be something like Piperaceae, but more arborescent.

GEOGRAPHY. Natives of low places in woods in equinoctial America.

PROPERTIES. Unknown.

GENERA.

Lacistema, Mart.

Nematospermum, Rich.

GROUP II. *Achlampdoæ*.

ESSENTIAL CHARACTER.—Neither *calyx* nor *corolla* present.

To this there is no exception. Euphorbia among syncarpous polypetalous plants, agrees technically with the character; but as the student will find no order in this place with which that genus corresponds, he will easily discover that it has no station here, but is a deteriorated state of some polypetalous order.

ALLIANCE I. PIPERALES.

ESSENTIAL CHARACTER.—*Carpels* either solitary, or if more than one quite distinct. *Flowers* in spikes. *Embryo* always very minute in the base of fleshy albumen.

ORDER CXXXIII. CHLORANTHACEJE.

CHLORANTHEJE, R. Brown in Bot. Mag. 2190. (1821); Lindl. Collect. Bot. 17. (1821); Meyer de Houttuynia otque Saurureis, 51. (1827); Blume Flora Java, (1829.)

ESSENTIAL CHARACTER.—*Flowers* naked, spiked, hermaphrodite, or unisexual, with a supporting scale. *Stamens* lateral; if more than 1, connate, definite; *anthers* 1-celled,

bursting longitudinally, each adnate to a fleshy connective, which coheres laterally in various degrees (2-celled, according to some); *filament* slightly adhering to the ovary. *Ovary* 1-celled; *stigma* simple, sessile; *ovule* pendulous. *Fruit* drupaceous, indehiscent. *Seed* pendulous; *embryo* minute, placed at the apex of fleshy albumen, with the radicle inferior, and consequently remote from the hilum; *cotyledons* divaricate.—*Herbaceous* plants or *under-thrubs*, with an aromatic taste. *Stems* jointed, tumid under the articulations. *Leaves* opposite, simple, with sheathing petioles and minute intervening *stipules*. *Flowers* in terminal spikes.

AFFINITIES. Nearly allied to Saururaceae and Piperaceae, from both which they differ in the want of a sac to the embryo, and in the pendulous ovule, and opposite leaves with intermediate stipules. Their anthers consist of a fleshy mass, upon the face of which the cell lies that bears the pollen; whether these anthers are 1 - or 2-celled, is a matter of doubt; one botanist considering those which have 2 cells to be double anthers, another understanding those with 1 cell to be half anthers. Blume describes a calyx as being sometimes present in a rudimentary state, adhering to the ovary, and hence he suspects some affinity between these plants and Opercularinaceae. But I am persuaded that no such rudiment exists: it is not represented in Blume's figures.

GEOGRAPHY. Natives of the hot parts of India and South America, the West Indies, and Society Islands,

PROPERTIES. The whole plant of *Chi. officinalis* has an aromatic fragrant odour, which is gradually dissipated in drying; but its roots retain a fragrant camphorated smell, and an aromatic, somewhat bitter, flavour. They are found to possess very nearly the properties of *Aristolochia serpentaria*, and in as high a degree. There seems to be no doubt that it is a stimulant of the highest order. See *Blume Fl. Jav.*

GENERA.

Ascarina, Forst.	<i>Creodus</i> , Lour.	Hedyosmum, Sw.
Chloranthus, Sw.	<i>Cryphira</i> , Hamilt.	<i>Tufalla</i> , Ruiz et Pav.
<i>Nigrina</i> , Thunb.	<i>Peperidia</i> , Rchb.	

ORDER CXXXIV. SAURURACEÆ.

SAURURACEÆ, *Rich. Anal.* (1808) ; *Meyer de Houlttuynia atque Saurureis*, (1827) ; *Martius Hort. Monac.* (1829).

ESSENTIAL CHARACTER.—*Flowers* naked, seated upon a scale, hermaphrodite. *Stamens* 6, clavate, hypogynous, persistent; *filaments* slender; *anthers* continuous with the filament, cuneate, with a thick connective and 2 lateral lobes bursting longitudinally. *Ovaries* 4, each distinct, with 1 ascending ovule and a sessile recurved *stigma*, or connate into a 3- or 4-celled pistil, with a few ovules ascending from the edge of the projecting semi-dissepiments. *Fruit* either consisting of 4 fleshy indehiscent nuts, or a 3- or 4-celled capsule, opening at the apex and containing a few ascending seeds. *Seeds* with a membranous integument; *embryo* minute, lying in a fleshy lenticular sac, which is seated on the outside of hard mealy *albumen* at the end most remote from the hilum.—*Herbaceous* plants, growing in marshy places, or floating in water. *Leaves* alternate, with *stipules*. *Hairs* jointed. *Flowers* growing in spikes.

AFFINITIES. Very near Piperaceae, with which they agree in habit, but from which they differ in the compound nature of their ovary, and their numerous stamens. From repeated examination of the embryo of *Saururus*, I have no doubt whatever that the embryo has no kind of vascular connexion with the sac that contains it; and hence I adopt, the opinion of Brown, that this sac is in reality nothing but the remains of the amnios surrounding the embryo. For the opinions of Mirbel and Richard upon this subject, see the

figures and remarks of the former in *Ann. Mus.* 16. 449., and of the latter in *Humboldt and Bonpl. N. Gen. et Sp.* 1. 3.; the latter being unquestionably Wrong in considering the sac a portion of the embryo. This order is one of those which tend to destroy the distinction between Monocotyledons and Dicotyledons. Its affinity with Fluviales is indicated by the floating habit and general appearance of *Aponogeton*, and with Typhaceae by its anthers; but its foliage and stipules are those of Dicotyledons, and the structure of the seed and the position of the embryo in a fleshy sac demonstrate its vicinity to Rperaceae.

GEOGRAPHY. Natives of North America, China, the north of India, and the Cape of Good Hope, growing in marshes or pools of water.

PROPERTIES. Unknown.

GENERA.

<i>Houttuynia</i> , Thunb.	<i>Saururus</i> , L.
<i>Polycarpa</i> , Lour.	<i>Spathium</i> , Lour.
	<i>Aponogeton</i> , Thunb.

ORDER CXXXV. PIPERACEJE. THE PEPPER TRIBE.

PIPERACEJE, *Rich*, in *Humb. Bonpl. et Kunth N. G. et Sp. PL* 1. 39. t. 3. (1815);
Meyer de Houttuynia atque Saurureis, (1827).

ESSENTIAL CHARACTER.—*Flowers* naked, hermaphrodite, with a bract on the outside. *Stamens* definite or indefinite, arranged on one side⁴ or all round the ovary, to which they adhere more or less; *anthers* 1-or 2-celled, with or without a fleshy connective; *pollen* smooth. *Ovary* superior, simple, 1-celled, containing a single erect *ovule*; *stigma* sessile, simple, rather oblique. *Fruit* superior, somewhat fleshy, indehiscent, 1-celled, 1-seeded. *Seed* erect, with the embryo lying in a fleshy sac placed at that end of the seed which is opposite the hilum, on the outside of the albumen.—*Shrubs* or *herbaceous* plants. *Leaves* opposite, verticillate, or alternate in consequence of the abortion of one of the pair of leaves, without *stipules*. *Flowers* usually sessile, sometimes pedicellate, in spikes which are either terminal, or axillary, or opposite the leaves.

AFFINITIES. As we approach the Monocotyledonous division of vegetables, we find the distinction between them and Dicotyledons, as derived from their anatomical structure, becoming weaker and weaker; but at the same time it appears to me that sufficient distinctions are still visible between these two modes of growth. Of this Piperaceae are an instance. According to Richard, they are Monocotyledonous; an opinion in which Blume concurs, after an examination of abundance of species in their native place of growth. See *Ann. des Sc.* 12. 222. But if the medullary rays constitute the great anatomical difference between these divisions of the vegetable kingdom (and I know of no other which is absolute), then Piperaceae are surely Dicotyledonous, as is shewn by Meyer (*Dissertatio de Houttuynia*, 38) and as may be ascertained by any one who will look at an old stem of any Pepper; add to this, the veins of their leaves having a distinct articulation with the stem, and the 2-lobed embryo; and it seems to me impossible to doubt their being properly stationed among Dicotyledons. In this view they are closely related to Polygonaceae, Saururaceae, and Urticaceae, from all which, however, they are distinguished by obvious characters; and also to Chloranthaceae, from which they differ in the point of attachment of the ovule, and in the distinct existence of the remains of the amnios in the form of a sac around the embryo. In the opinion of those who believe Piperaceae to be Monocotyledons, their station is near Aracese, with

which, indeed, they must be considered in any point of view to be in some measure connected.

GEOGRAPHY. Exclusively confined to the hottest parts of the world. They are extremely common in tropical America and the Indian archipelago, but, according to Brown, are very rare in equinoctial Africa. Only 3 species have been found on the west coast; several exist at the Cape of Good Hope. *Congo*, 464.

PROPERTIES. Common Pepper, so well known for its pungent, stimulant, aromatic quality, represents the ordinary property of the order, which is not confined to the fruit only, but which pervades all the parts in a greater or less degree. The Cubebs of the shops, remarkable for their extraordinary power of allaying inflammation in the urethra and in the mucous membrane of the intestinal canal, are the dried fruit of *Piper cubeba*. *Ainslie*, 1. 98. The chemical principle called Piperin has been found in Black Pepper. *Turner*, 700. *Piper anisatum* has a strong smell of Anise, and a decoction of its berries is used to wash ulcers. Betel, an acrid stimulating substance, much used for chewing by the Malays, is the produce of *Piper Betel*, and Siriboa. Finally, *P. inebrians* possesses narcotic properties, of which the South Sea islanders avail themselves for preparing an intoxicating beverage. *DC.*

GENERA.

Piper, L.	Ottonia, Spr.
Peperomia, R. et P.	Laurea, Gaud.

ALLIANCE II. SALICALES.

ESSENTIAL CHARACTER.—*Flowers* amentaceous. *Fruit* mostly many-seeded, when 1-seeded in globular heads.

This and the next are the only alliances in this group in which an arborescent stature is acquired. By this circumstance they are at once distinguished. From Monimiales the want of an involucre in Salicales sufficiently separates that alliance.

ORDER CXXXVI. SALICACEÆ. THE WILLOW TRIBE.

AMENTACEJÆ, *JUSS. Gen.* 407. (1789) *in part*; *Lindl. Synops.* § 229. (1829).—SALICINEJÆ, *L. C. Richard MSS.*; *Ach. Richard. Elem. de la Bot.ed.* 4. 560. (1828).

ESSENTIAL CHARACTER.—*Flowers* unisexual, either monoecious or dioecious, amentaceous. *Stamens* distinct or monadelphous; *anthers* 2-celled. *Ovary* superior, 1- or 2-celled; *ovules* numerous, erect, at the base of the cell or adhering to the lower part of the sides; *style* 1 or 0; *stigmas* 2. *Fruit* coriaceous, 1- or 2-celled, 2-valved, many-seeded. *Seeds* either adhering to the lower part of the axis of each valve, or to the base of the cell, comose; *albumen* 0; *embryo* erect; *radicle* inferior.—*Threes* or *shrubs*. *Leaves* alternate, simple, with deliquescent primary veins, and frequently with glands; *stipules* deciduous or persistent.

AFFINITIES. The hairy seeds, and polyspermous 2-valved fruit, distinguish this order from Betulaceæ, the only other with which it is likely to be confounded. It is usually combined with that order and Cupuliferae, under the name of Amentaceæ; but it is more consonant with modern views of division to keep them all separate.

GEOGRAPHY. Natives, generally, of the same localities as Betulaceæ, but

extending farther to the north than the species of that order. The most northern woody plant that is known is a kind of Willow, *Salix arctica*. They are found sparingly in Barbary, and there is a species of Willow even in Senegal.

PROPERTIES. Valuable trees, either for their timber or for economical purposes; the Willow, the Sallow, and the Poplar, being the representatives. Their bark is usually astringent, tonic, and stomachic; that of *Populus tremuloides* is known as a febrifuge in the United States; the leaves of *Salix herbacea*, soaked in water, are employed in Iceland for tanning leather. Willow bark has been found by Davy to contain as much tanning principle as that of the Oak. *Ed. P.J.I.* 320. It has lately acquired a great reputation in France as a febrifuge. A crystallizable principle, called *Salicine*, has been obtained from *Salix helix*, which, according to Majendie, arrests the progress of a fever with the same power as sulphate of quinia. (See *Journ. of the R. Inst. Oct.* 1830, p. 177).

GENERA.

Salix, L.
Populus, L.

ORDER CXXXVII. PLATANACE^AE. THE PLANE TRIBE.

PLATANKJE, *Lestiboudois* according to *Von Martins. Hort. Reg. Monacensis*, p. 46. (1829.)

- ESSENTIAL CHARACTER.—*Flowers* amentaceous, naked; the sexes in distinct catkins. *Stamens* single, without any floral envelope, but with several small scales and appendages mixed among them; *anthers* linear, 2-celled. *Ovaries* terminated by a thick style, having the stigmatic surface on one side; *ovules* solitary, or two, one above the other, and suspended. *Nuts*, in consequence of mutual compression, clavate, with a persistent recurved style. *Seeds* solitary, or rarely in pairs, pendulous, elongated; *testa* thick; *embryo* long, taper, lying in the axis of fleshy albumen, with the radicle turned to the extremity next (opposite, *A. Rich.*) the hilum.—*Trees* or *shrubs*. *Leaves* alternate, palmate, or toothed, with scarious sheathing stipules. *Catkins* round, pendulous.

AFFINITIES. Formerly comprehended in the order called Amentaceae, this is particularly known by its round heads of flowers, its 1-celled ovary, containing 1 or 2 pendulous ovules, and its embryo lying in fleshy albumen, by which it is distinguishable from both *Betulaceae*, *Myricaceae*, and *Artocarpeae*, with all which, especially the latter, it has a close affinity. From the latter, indeed, it is chiefly known by the want of calyx, by the presence of albumen, and the absence of milk; the habit of the two orders being much the same. Bartling combines *Platanus* with *Artocarpeae*, perhaps rightly. According to Gsertner, the radicle is next the hilum; according to Achille Richard (*Diet. Class.* 14. 23.), it is at the other extremity.

GEOGRAPHY. Natives of Barbary, the Levant, and North America.

PROPERTIES. Noble timber-trees, the wood of which is extremely valuable; the bark of *Platanus* is remarkable for falling off in hard irregular patches, a circumstance which arises from the rigidity of its tissue, on account of which it is incapable of stretching as the wood beneath it increases in diameter.

GENUS.

Platanus; L.

ORDER CXXXVIII. BALSAMACEÆ.

BALSAMIFLUË, *Blume Ft. Java.*

ESSENTIAL CHARACTER.—*Catkins* unisexual, roundish. MALES: *Anthers* numerous, oblong, nearly sessile; with no calyx, but mixed with a few minute scales and covering the common receptacle. FEMALES: *Oraries* 2-celled, collected into a globe, each surrounded by a few scales; *styles* 2, long. *Fruit* a kind of cone composed of indurated connected scales, in the cavities of which lie obconical, 2-lobed, 2-celled capsules. *Seeds* numerous, or solitary by abortion, compressed, membranous, winged, attached internally to the middle of the dissepiments in a peltate manner. *Embryo* inverted, in the midst of albumen.—*Tall trees*, yielding balsam. *Leaves* alternate, simple or lobed, with glandular serratures at the edges. *Stipules* deciduous. *Female* catkins on longer stalks than the males, and below them. *Blume.*

AFFINITIES. Especially known from all the neighbouring orders by their 2-lobed, 2-celled polyspermous capsules, and their albuminous embryo. They are nearest Betulaceae in the structure of their fruit. Their balsamic products have no parallel among similar plants, except in a slight degree in Salicaceae.

GEOGRAPHY. The tropics of India, and the warmer parts of North America and the Levant, are the countries of this order.

PROPERTIES. The fragrant resin Storax is yielded by several species of Liquidambar.

GENERA.

Liquidambar, L.
Altingia, Nor.

ALLIANCE III. MONIMIALES.

ESSENTIAL CHARACTER.—*Flowers* placed within an involucre. *Sexes* distinct. Aromatic *trees* or *shrubs*.

In this alliance we have the same form among Incomplete plants as Euphorbia exhibits in Polypetalous ones, namely, an involucre assuming the appearance of a calyx and enclosing in its cavity a number of simple, perfectly naked, monandrous or monogynous flowers. Further than this, there seems no relation with Monimiales and Euphorbia; the former are much more closely-akin to Urticaceae, with which they accord in the nature of their carpels, and in the general character of the receptacle-like involucre of such plants as Ambora, &c. Their naked flowers and aromatic opposite leaves are sufficient to distinguish them. Battling assigns the alliance pellucid dots in the leaves; but although they exist in Ruizia they are by no means universal.

ORDER CXXXIX. MONIMIACEË.

MONIMIE*, *Juss. in Ann.Mus.* 14. 130. (1809); *DC. Ess. Med.* 265. (1816); *Bartl. Ord. Nat.* 103. (1830); *Arnott in Edinb. Encycl.* 129. (1832).

ESSENTIAL CHARACTER.—*Flowers* unisexual. Involucre tubular, toothed or lobed at the apex, with valvular aestivation. *Stamens* indefinite, covering all the inside of the involucre; *anthers* 2-celled, bursting longitudinally. *Ovaries* several, superior, 1-celled, distinct, enclosed within the tube of the involucre, each with its own *stifle* and *stigma*; *orule* pendulous. *Fruit* consisting of several 1-seeded nuts, enclosed within the enlarged involucre. *Seed* pendulous; *embryo* in the midst of an abundant *albumen*; *radicle* superior.—Aroma-

tic trees or shrubs, leaves opposite, without stipules. Hairs stellate. Flower heads axillary in short racemes.

AFFINITIES. Allied to Urticaceae, from which they differ principally in their naked flowers enclosed within a calyx-like involucre, and in their opposite aromatic leaves; also to Lauraceae, from which they are known by the dehiscence of their anthers, the number of their ovaries, and their naked flowers; and to Atherospermaceae, which agree in sensible qualities, and in the number of their ovaries, but which differ in the dehiscence of the anthers, and in the erect position of the ovules. With Calycanthaceae they have also some relation.

GEOGRAPHY. All natives of South America.

PROPERTIES. All the parts of the bark and leaves exhale an aromatic odour, which is compared by travellers to that of Laurels or Myrtles. *DC.* Ruizia, the *Boldu* of Chili, produces a succulent fruit which is eaten by the natives. Both the wood and leaves are very fragrant; the former makes a kind of charcoal, which is preferred beyond all other kinds by smiths. *Bridges in litt.*

GENERA.

Ambora, Juss.	Ruizia, R. et Pav.	Mithridatea, Comm.	Mollinedia, J. ec P.
Tambourissa, Sonn.	Boldea, Juss.	Brongniartia, Bl.	
Monimia, Pet. Thou.	Peumus, Pers.	—————	

ORDER CXL. ATHEROSPERMACEÆ.

ATHEROSPERMACEÆ, *R. Brown in Flinders, 553.* (1814); *Arnott in Edinb. Encycl. 130.* (1832).

ESSENTIAL CHARACTER.—Flowers unisexual. *Involucre* calyx-like, tubular, divided at the top into several segments, usually placed in two rows, the inner of which is partly petaloid; to these are superadded some scales in the female involucre. *Stamens* in the males very numerous in the bottom of the involucre, with scales among them; in the females fewer, and arising from the orifice of the involucre; *anthers* adnate, 2-celled, bursting with a valve which separates from the base to the apex. *Ovaries* several in each involucre, usually indefinite, each with a single erect ovule; *styles* simple, arising either from the side or the base; *stigmas* simple. *Nuts* terminated by the persistent styles become feathery, enclosed in the enlarged tube of the involucre. *Seed* solitary, erect; *embryo* short, erect, at the base of soft, fleshy albumen; *radicle* inferior.—*Trees.* Leaves opposite, without stipules. *Flower-heads* axillary, solitary.

AFFINITIES. The anthers of this order are the same as those of Lauraceae and Berberaceae, from the latter of which they differ entirely, but with the former of which they agree in their aromatic odour. The order is nearly related to Monimiaceae, with which it is even combined by Jussieu and Bartling; but it differs in the position of the ovule, and in the structure of the anthers.

GEOGRAPHY. Natives of New Holland and South America.

PROPERTIES. Aromatic shrubs.

GENERA.

Atherosperma, Lab.	Laurelia, Juss.	Citrosma, R. et P.
	Pavonia, R. et P.	

ALLIANCE IV. PODOSTEMALES.

ESSENTIAL CHARACTER.—Flowers solitary. *Carpels* 2, or 3, combined. *Seeds* very numerous and minute. Obscure water plants, either with minute leaves, or with the stem

and leaves all confounded in one broad mass, or else with the latter decomposed into capillary segments.

The discovery of the genus *Philocrene*, which has three sepals, diminishes the probability of this alliance being rightly grouped, and the observations by Bongard, who considers the supposed sterile stamens of *Podostemum* to be in reality an imperfect calyx, induce me still more to suspect it should be stationed in the Rectembryose group near *Lacistemaceae*. Nevertheless I allow it to retain its present place until further information can be had concerning the African portion of the order. If there is any type of structure more nearly approaching that of Asexual plants, or *Acrogens*, than any other, it must be surely this which with the habit of *Marchantiaceae* and *Jungermanniaceae* has so much the structure of flowering plants. According to Bongard, the species have neither spiral vessels, nor stomates; the latter would of course be absent on account of the submersed habits of the species of *Mourera* to which his observations chiefly apply.

ORDER CXLI. PODOSTEMACEÆ.

PODOSTEMEJÆ, *Richard and Kunth in Hurnb. N. G. et Sp.* 1. 246. (1815); *Martius Nov. G. et Sp.* 1. 6. (1822); *Bartl. Ord. Nnt.* 72. (1830); *Arnott in Edinb. Encycl.* p. 137. (1832); *Bongard in Mem. de l'Acad. Imp. Petersb. VI. ser. III.* 69. (1834).

ESSENTIAL CHARACTER.—*Flowers* naked, or with a very imperfect calyx, or with 3 sepals, hermaphrodite, bursting through an irregularly lacerated spathe. *Stamens* hypogynous, varying from 1 to an indefinite number, either placed all round the ovary or on one side of it, distinct or monadelphous; *anthers* oblong, 2-celled, bursting longitudinally. *Ovary* 2- or 3-celled, with numerous ovules attached to a fleshy central placenta; *styles* or *stigmas* 2 or 3, and sessile. *Fruit* slightly pedicellate, ribbed, capsular, opening by 2 or 3 valves, which fall off from the dissepiment, which is parallel with them. *Seeds* numerous, minute, according to Von Martius, entirely homogeneous; but according to Bongard containing an exalbuminous dicotyledonous embryo.—*Herbaceous* branched floating plants [without stomates or spiral vessels, *Bong.*]. *Leaves* capillary, or linear, or lacerated irregularly, or minute and densely imbricated, decurrent on the stem, with which they are not articulated. *Flowers* axillary or terminal, inconspicuous.

AFFINITIES. Von Martius has the following remarks upon this curious order. "It is very doubtful in what part of the natural series *Podostemese* should be arranged; for they are connected with so many other orders, in so various and complicated a manner, that it is highly probable that several genera, the affinities of which will be more apparent, still remain to be discovered. Nothing can be more singular than the mixture of different characters which they exhibit. Thus, the structure of their spathes, and the want of a true calyx and corolla, approximate them to *Naiades* (*Fluviales*) and *Araceae*, while the character of their stamens and fruit is very much that of *Juncaginaceae*?; the former of these, however, differ in their lower degree of organisation, and the latter in the presence of a more or less perfect perianth, and in the composition of their capsule. *Lemna*, a genus closely allied to *Araceae*, seems to be more related to them in its spathe, hypogynous stamens, habit, and mode of life, but is distinguished by its less highly developed few-seeded fruit. Again *Mniopsis*, in its ramification, in the form and position of its leaves, and in its stipules, and *Lacis* and *Podostemum* in the character of their spathe and the emersion of their pedicels at the time of flowering, call remarkably to mind the habit of *Jungermanniae*; so that we should probably not be far from the truth, if we were to say that this order forms a transition from *Naiades* (*Fluviales*) to *Juncaginaceae*, on the one hand touching upon *Araceae*, thus being, as it were, a sort of noble analogy of *Hepaticae* among monocotyledons." *Nov. G. et Sp.* 1. 7. Upon this it was difficult to make

My additional remark, so long as no more was known of the structure of * odostemaceae. It however always appeared to me impossible to concur in opinion with Kunth, Richard, von Martius, Arnott, &c. who considered the order monocotyledonous; for the following reasons. In the first place, the habit is that of dicotyledons, as for instance Podostemum of a starved pepper; Mourera and Lacis of Ranunculaceae, not only in the resemblance of their leaves to those of aquatic Ranunculi, but in that of their flowers to those of Thalictrum; Hydrostachys has its flowers arranged in the way of those of Saururus. Moreover the vernation of the leaves of Mourera is that of dicotyledons rather than of monocotyledons. These reasons have not appeared satisfactory to Bongard, who accordingly adopts the opinion of Martius and others; it is not a little curious, however, that this clever botanist should himself have furnished the first and only direct evidence that has yet been offered, that Podostemaceae are really dicotyledonous, and consequently that he is in the wrong; for although he calls the embryo, p. 70, monocotyledonous, he represents it t. 3 and 5, as dicotyledonous, as it moreover evidently is, from the terms of his own description.

GEOGRAPHY. Natives of rocks in rivers, still waters and damp places in South America and the islands off the east coast of Africa; 1 species is found in North America.

PROPERTIES. Some species of Lacis yield, when burnt, a considerable quantity of salt from their ashes: *Schomburgk*.

GENERA.

Podostemon, Mich. Mourera, Aubl. (23.) Philocrene, Bong. Hydrostachys, Thouar.
 2 Dicararia, Pet. Th. Marathrum, Humb. Mniopsis, Martius. Tristicha, Thourars.
 Lacis, Schreb. Crenias, Spreng.

ALLIANCE V. CALLITRICHALES.

ESSENTIAL CHARACTER—*Carpels* several, combined in a solid pistil, single-seeded. Floating plants.

ORDER CXLII. CALLITRICHACEJE.

CALUTRICHINEJE, *Link Enum.* 1. 7. (1821); *Lavielle in Ann. Soc. Linn. Par.* p. 229. (1824); *DC. Prodr.* 3. 71. (1828); a § of Halorageae. *Liindl. Synops.* 242. (1829).

ESSENTIAL CHARACTER.—Rowers usually unisexual, monoecious, naked, with 2 fistular coloured bracts. *Stamens* single; *filaments* filiform, furrowed along the middle; *anther* reniform, 1-celled, 2-valved; the valves opening fore and aft. *Ovary* solitary, 4-cornered, 4-celled; *ovules* solitary, peltate; *styles* 2, right and left, subulate; *stigmas* simple points. *Fruit* 4-celled, 4-seeded, indehiscent. *Seeds* peltate; *embryo* inverted in the axis of fleshy *albumen*; *radicle* very long, curved, superior; *cotyledons* very short.—Small aquatic *herbaceous* plants, with opposite, simple, entire *leaves*. *Flowers* axillary, solitary, very minute.

AFFINITIES. I have remarked in my *Synopsis*, that "the affinity of this order to other dicotyledons appears to be of the same nature as that borne by Lemma to monocotyledons: they each exhibit the lowest degree of organisation known in their respective classes." Brown considers the order allied to Halorageae: an opinion in which there is much plausibility, and in which Botanists seem to be generally disposed to concur. The great objection to it is this; Halorageae are a reduced form of Onagraceae, with the petals often

absent, and the calyx sometimes diminished to what seems a mere rim ; but in reality, in consequence of the ovary being inferior, the whole of the tube of the calyx as well as its rim remains adhering to the ovary, so that the calyx is not in fact materially diminished ; but Callitrichaceae are absolutely achlamydeous. Now I think we have only one instance among Polypetalous Exogens of an entire loss of both calyx and corolla, and that is in the genus *Euphorbia*; but in that instance the non-developement of those organs is probably owing to the want of room for their formation in the contracted involucre within whose tube they are crowded; but in Callitrichaceae no pressure whatever is exercised, but the flowers are at liberty to develop to whatever extent their nature will admit of. For these reasons I consider that Callitrichaceae are to be looked upon as an absolutely achlamydeous order, and that being the case, it will necessarily take its place where I have now stationed it. It is quite true that no very striking affinity can be pointed out as yet between it and the other parts of the Achlamydeous group; but neither can this be done if it is referred to Onagrales, and yet that alliance, compared with Achlamydosft, is very completely known. If it is said that its floating habit assimilates it with *Myriophyllum* in Haloragaceae, so does the same habit associate it with *Podostemaceae*. It is hardly worth pushing this discussion further, but other points worth notice will readily suggest themselves to any experienced botanist.

GEOGRAPHY. Natives of still waters in Europe and North America.

PROPERTIES. (Unknown.)

GENUS.

Callitriche, L.

GROUP III. 3Tubiferae.

ESSENTIAL CHARACTER.—*Calyx* tubular, often resembling a corolla. *Ovary* in most cases simple. *Embryo* never curved round albumen.

This may be considered as upon the whole, the most highly developed form of Incomplete, the calyx being in all respects as perfect as that of Polypetalac, and in some instances appendages at its orifice being produced which are analogous to petals, as in *Thymelaceae* ; in those cases, however, the succulent nature of the appendages, their not withering away, the absence of spiral vessels from them, concur to refer them to abortions of the petaline rather than of the staminal series. It is here that we have one of the most direct transitions to the Polypetalous sub-class, for the relation of *Daphnales* to *Rhamnales*, of *Proteales* to *Loranthaceae*, and of *Lauraceae* to *Myristicaceae*, are not to be questioned. The only cases in which this group can be confounded with tiny other, are in such plants as *Scleranthaceae* or *Nyctaginaceae*; but those have an embryo curved round mealy albumen, and besides are readily to be recognised after a little study.

ALLIANCE I. SANTALALES.

ESSENTIAL CHARACTER. — *Calyx* adherent to the sides of the ovary. *Anther** opening by longitudinal fissures.

ORDER CXLIII. SANTALACEJE. THE SANDERS-WOOD TRIBE.

SANTALACEJE, *R. Brown Prodr.* 350. (1810); *Juss. Diet, des Sc. Nat.* 47. 287. (1827); *Lindl. Synops.* 207. (1829); *Bartling Ord. Nat.* 112. (1830); *Arnott in Edinb. Encycl.* 128. (1832).—OSYRIDEJE, *JUSS. in Ann. Mus. vol. 5.* (1802); *Martius Conspectus*, No. 82. (1835).—NYSSACEJE, *JUSS. in Diet, des Sciences*, 35. 267. (1825). *Martius Conspectus*, No. 88. (1835).—OSYRINJE, *Link Handb.* 1. 371. (1829).

ESSENTIAL CHARACTER.—*Calyx* superior, 4- or 5- cleft, half-coloured, with valvate Estivation. *Stamens* 4 or 5, opposite the segments of the calyx, and inserted into their oases. *Ovary* 1-celled, with from 1 to 4 *ovules*, fixed to the top of a central placenta near the summit; *style* 1; *stigma* often lobed. *Fruit* 1-seeded, hard and dry, and drupaceous. *Albumen* fleshy, of the same form as the seed; *embryo* in the axis, inverted, taper.—*Trees* or *shrubs*, sometimes *under-shrubs* or *herbaceous* plants. *Leaves* alternate, or nearly opposite, undivided, sometimes minute, and resembling stipules. *Flowers* in spikes, seldom in umbels, or solitary, small. *R. Br.*

ANOMALIES. *Osyris* differs in its dioecious flowers, in having a trifid calyx with only three stamens, and, according to the younger Gxrtner, an erect seed with an embryo curved *ud lying a little out of the axis of the albumen, with its radicle superior, and therefore turned away from the hilum.

AFFINITIES. I consider their inferior fruit the true mark of this order, and that Anthobolese ought to be referred to Thymelaceae. It is closely allied to Elaeagnaceae and Thymelaceae. Brown observes (*Flinders*, 569.) that one of the most remarkable characters of the order consists in its unilocular ovary containing more than one, but always a determinate number of ovules, which are pendulous, and attached to the apex of a central receptacle. This receptacle varies in its figure in the different genera, in some being filiform, in others nearly filling the cavity of the ovary. I refer Nyssaceae here, without any doubt. According to Jussieu, who is the only botanist that has much noticed that tribe, it contains but the single genus *Nyssa*, differing from Elaeagnaceae in its inferior ovary, albuminous pendulous seed, and superior radicle. It is more nearly allied to Santalaceae; but its ovary contains, instead of three ovules adhering to a central placenta, one only, which is pendulous, and its embryo is not cylindrical, but has enlarged foliaceous cotyledons.

GEOGRAPHY. Found in Europe and North America, in the form of little obscure weeds; in New Holland, the East Indies, and the South Sea Islands, as large shrubs, or small trees.

PROPERTIES. Sanders-wood is the produce of *Santalum album*. ~ In India it is esteemed by the native doctors as possessing sedative and cooling qualities, and as a valuable medicine in gonorrhoea. It is also employed as a perfume. *Ainslie*, 1. 377. The Thesiums are scentless and slightly astringent. *DC.*

GENERA.

Thesium, L.	<i>Calinux</i> , Rafin.	Quinchamalium, Juss.	Myoschilos, R. et P.
Comandra, Nutt.	<i>Osyris</i> , L.	Fusanus, L.	Nyssa, L.
Leptomeria, R. Br.	? <i>Helwingia</i> , Willd.	<i>Colpoon</i> , Berg.	? <i>Octarillum</i> , Lour.
Stemonurus, Blume.	<i>Grubbia</i> , Berg.	<i>Sphaerocarya</i> , Wall.	<i>Pseudanthus</i> , Sieb.
Choretum, R. Br.	<i>Arjona</i> , Cav.	<i>Santalum</i> , L.	_____
Pyricularia, Mich.	<i>Ophira</i> , L.	<i>Sirium</i> , L.	? <i>Cevallia</i> , Lag.
<i>Hamiltonia</i> , Willd.			? <i>Cervantcsia</i> , Fl. Per.

ALLIANCE II. *DAPHNALES*.

ESSENTIAL CHARACTER. *Calyx* inferior, with an imbricated aestivation. *Carpel* solitary. *Anthers* opening by longitudinal fissures.

Only differ from Penaeales in the compound structure of the fruit of the latter.

ORDER CXLIV. ELAËAGNACEÆ. THE OLEASTER TRIBE.

ELAËAGNI, JUSS. *Gen.* 75. (1789).—ELJEAGNEJE, *Ach. Rich. Monogr.* (1823); *Lindl. Synopsis*, 208. (1829); *Bartl. Ord. Nat.* 113. (1830).

ESSENTIAL CHARACTER.—*Flowers* dioecious, rarely hermaphrodite. *Male: Calyx* 4-parted; *stamens* 3, 4, or 8, sessile; *anthers* 2-celled. *Female: Calyx* inferior, tubular, persistent; the *limb* entire, or 2-4-toothed. *Ovary* superior, simple, 1-celled; *ovule* solitary, ascending, stalked; *stigma* simple, subulate, glandular. *Fruit* crustaceous, enclosed within the calyx become succulent. *Seed* erect; *embryo* straight, surrounded by very thin fleshy *albumen*; *radicle* short, inferior; *cotyledons* fleshy.—*Trees* or *shrubs*, usually covered with leprous scales. *Leaves* alternate, or opposite, entire, without stipules. *Flowers* axillary, often fragrant.

AFFINITIES. Its leprous leaves, superior fruit, tubular calyx, and apetalous flowers, will at all times distinguish the Oleaster tribe, which touches at one point Thymelaceae, from which it is known by the position of its ovule; at another Proteaceae, known by their valvate irregular calyxes, and dehiscent fruit; at a third Santalaceae, which have the ovary inferior; and also at a fourth Combretaceae, which have petals, convolute cotyledons, and a superior calyx. Aslepidote, or scurfy leaves, form one of the distinguishing marks of this little order, it may be worth noticing that the principal natural orders in which a similar organization occurs are Malpighiaceae, which are polypetalous and tricarpaceae, Euphorbiaceae which are tricoccous, Rutaceae which are polypetalous and polycarpous, Solanaceae which are monopetalous, and Chenopodiaceae. It is obvious that the latter is the only one of these orders with which Elaeagnaceae can be confounded; and from that they are readily known by their tubular calyx and straight embryo.

GEOGRAPHY. The whole of the northern hemisphere, down to the equator, is occupied more or less by this family, from Canada and Japan to Guiana and Java; they are comparatively rare south of the line.

PROPERTIES. The berries of Hippophae rhamnoides are occasionally eaten; the fruit of Elaeagnus orientalis is almost as large as a Jujube, and is known in Persia as an article of the dessert, under the name of Zinzeyd; that of E. arborea and conferta is eaten in Nipal.

GENERA.

Elaeagnus, L.	Hippophaë, L.
Shepherdia, Nutt.	Conuleum, Rich.

ORDER CXLV. THYMELACEÆ. THE MEZEREUM TRIBE.

THYMELM, JUSS. *Gen.* 76. (1789); *R. Br. Prodr.* 358. (1810); *Lindley's Synopsis*, 208. (1829); *Bartling Ord. Nat.* 114. (1830); *Arnott in Edinb. Encycl.* 127. (1832).—DAPHNOIDEJE, *Vent. Tabl. II.* 235. (1799).—ANTHOBOLEJE, *Martius Conspectus*, No. 81. (1835).—EXOCARPEJB, *Arnott in Edinb. Encycl.* 128, a § of Santalaceae, (1832).

ESSENTIAL CHARACTER.—*Calyx* inferior, tubular, coloured; the limb 4-cleft, seldom

5-cleft, with an imbricated aestivation. *Corolla* 0, or sometimes scale-like petals in the orifice of the calyx. *Stamens* definite, inserted in the tube or its orifice, often 8, sometimes 4, less frequently 2; when equal in number to the segments of the calyx or fewer, opposite to them; *anthers* 2-celled, dehiscing lengthwise in the middle. *Ovary* solitary, with one solitary pendulous ovule; *style* 1; *stigma* undivided. *Fruit* hard, dry, and nut-like, or drupaceous. *Albumen* none, or thin and fleshy; *embryo* straight; *cotyledons* plano-convex; *radicle* short, superior; *plumule* inconspicuous.—*Stem* shrubby, very seldom herbaceous, with tenacious bark. *Leaves* without stipules, alternate or opposite, entire. *flowers* capitate or spiked, terminal or axillary, occasionally solitary. *R. Br.*

AFFINITIES. Closely akin to Santalaceae, Elseagnaceae, and Proteaceae, from all which the order is readily known by obvious characters; especially from the two latter by the pendulous ovules, and from the former by the inferior calyx. Aquilariaceae, placed by De Candolle near Chailletiaceae, among polypetalous orders, differ from Thymelaceae chiefly in their 2-valved fruit; the scales in the throat of several genera of Thymelaceae being of the same nature as the bodies called petals in Aquilariaceae. I refer Anthobolese here, because of their superior fruit, a character which seems to me of more importance than the position of the ovules. It appears from the Botanical Appendix to Plinders's Voyage, that there is a very remarkable species of Exocarpus which bears its flowers upon the margins of dilated foliaceous branches, after the planner of Xylophylla. Martius considers Anthobolese a distinct order, adopting in that respect the suggestion of Jussieu; this great botanist supposed that Cervantesia of the Flora Peruviana might possibly belong to them; it seems, however, to belong rather to Santalaceae.

GEOGRAPHY. Natives sparingly of Europe, and the northern parts of the world, common in the cooler parts of India and South America, and abundant at the Cape of Good Hope and in New Holland.

PROPERTIES. The great feature of this order is the causticity of the bark, which acts upon the skin as a vesicatory, and causes excessive pain in the mouth if chewed. A decoction of it is said to have been found useful in Cereal complaints. The berries of Daphne Laureola are poisonous to all animals except birds. *DC.* The bark is composed of interlaced fibres, which are extremely tough, but which are easily separable; in Jamaica a species is found which is called the Lace Bark Tree, in consequence of the beautiful reticulated appearance of the inner bark: cordage has been manufactured from several species. A very soft kind of paper is made from the inner bark of Daphne Bholua, in Nipal. *DC. Prodr.* 68. Daphne Gnidium and Passerina tinctoria are used in the south of Europe to dye wool yellow.

GENERA.

<i>Dirca</i> , L.	<i>Schcenobiblus</i> , Mart.	<i>Gnidia</i> , L.	<i>Drimyspermum</i> ,
<i>Lagetta</i> , Juss.	<i>Diarthron</i> , Turcz.	<i>Struthia</i> , Roy.	Reinw.
<i>Daphne</i> , L.	<i>Passerina</i> , L.	<i>Thymelina</i> , Hsgg.	<i>Wikströmia</i> , Endl.
<i>Scopolia</i> , L. fil.	<i>Stelleria</i> , L.	<i>Pimelea</i> , Banks.	<i>Neea</i> , R. et P.
<i>Capura</i> , L.	<i>Struthiola</i> , L.	<i>Thecanthus</i> , Wikstr.	_____
<i>L>nostoma</i> , Wall.	<i>Lachnaea</i> , L.	<i>Drapetes</i> , Lam.	§ ANTHOBOLÉJE, Bartl.
<i>Nectandra</i> , Roxb.	<i>Dais</i> , L.	<i>Cansiera</i> , Juss.	<i>Anthobolus</i> , R. Br.
		<i>Eriosolena</i> , Bl.	<i>Exocarpus</i> , Lab.

ORDER CXLVI. HERNANDIACEÆ.

HERNANDIÆ, Blume *Bijdr.* 550. (1825); *Arnott in Edinb. Encycl.* 126. (1832).

ESSENTIAL CHARACTER.—*Flowers* monoecious or hermaphrodite, with a calycine involucre to the females or hermaphrodites. *Calyx* petaloid, inferior, tubular, 4-8-parted, deci-

duous. *Stamens* definite, inserted into the calyx in two rows, of which the outer is often sterile; *anthers* bursting longitudinally. *Ovary* superior, 1-celled; *ovule* pendulous; *style* 1, or none; *stigma* peltate. *Drupe* fibrous, 1-seeded. *Seed* solitary, pendulous; *embryo* without albumen, inverted; *cotyledons* somewhat lobed, shrivelled, oily.—*Trees*. *Leaves* alternate, entire. *Spikes* or *corymbs* axillary or terminal.

AFFINITIES. Adopted from Blume. It appears very near Thymelaceae, differing almost solely in the fibrous drupaceous fruit, lobed cotyledons, and the presence of a sort of involucre to the female or hermaphrodite flowers. *Hemandia* has been hitherto referred to Lauraceae or Myristicaceae, from both of which it is obviously very different.

GEOGRAPHY. Natives of the Indian archipelago and Guiana.

PROPERTIES. The bark, seed, and young leaves, are all slightly purgative. According to Rumphius, the fibrous roots of *Hemandia sonora*, chewed and applied to wounds caused by the Macassar poison, form an effectual cure. The juice of its leaves is a powerful depilatory; it destroys hair wherever it is applied, without pain. The wood appears to be very light. According to Aublet, that of *H. guianensis* takes fire readily from a flint and steel, and is used as amadou. The seeds of *Inocarpus* are entire, and have a taste similar to Chesnuts.

GENERA.

Hemandia, L.
Inocarpus, Forst.

ORDER CXLVII. AQUILARIACEÆ. THE AGALLOCHUM TRIBE.

AQUILARINE/E, *R. Brown Cong.* p. 25. (1818); *DC. Prodr.* 2. 59. (1825); *Royle Illustr.* 171. (1835).

ESSENTIAL CHARACTER.—*Calyx* turbinate or tubular; limb 5-cleft; segments spreading, persistent, with an imbricated aestivation; the orifice furnished with 10 or 5 bearded scales (sterile stamens). *Stamens* 10 or 5, in the latter case opposite the segments of the calyx; *filaments*, except where united to the tube of the calyx, short or 0, smooth, inserted into the orifice of the calyx a little lower down than the scales. *Anthers* narrow, oblong, attached by their back below the middle, 2-celled, opening internally and lengthwise. *Ovary* superior, sessile or stipitate, downy, compressed, 1-celled, having internally upon each flattened side a linear prominent placenta resembling a dissepiment; hence spuriously 2-celled, with a very narrow partition; *ovules* two, of which one is suspended from each placenta, tapering downwards; *style* 0, or conical and threadshaped; *stigma* large, simple. *Capsule* pear-shaped, compressed, sessile, or stipitate, 1-celled, 2-valved; *valves* bearing in the middle the placentae which almost touch each other. *Seeds* one on each placenta, or one sometimes abortive, rising up by aid of a funiculus originating near the apex of the placenta; furnished with a tail-like aril, which descends straight from the hilum to the bottom of the capsule; *albumen* 0; *cotyledons* thick, fleshy, hemispherical; *radicle* straight, superior.—*Trees*. *Branches* smooth, with a tough bark. *Leaves* alternate, on short stalks, entire, without *stipules*, when full grown smooth, shining, with very fine veins which run together into a marginal vein just within the margin. *Arnott in litt.*

AFFINITIES. De Candolle places this order between Chailletiaceae and Terebintaceae, but with indications of doubt, and an erroneous character; and Brown seems willing (*Congo*, 444.) to consider the order a section of Chailletiaceae, adding, that it would not be difficult to shew its affinity to Thymelaceae. In this I fully concur, after an examination of a specimen of *Aquilaria Agallochum*, for which I am indebted to the East India Company; in fact, Aquilariaceae chiefly differ from Thymelaceae in their dehiscent fruit, and probably also in the direction of their radicle. In both orders the ovary is superior and 1-celled, both have similar scale-like bodies at the orifice of the calyx, and

no petals, both suspended ovules, a single style, and capitate stigma. I am indebted to Mr. Arnott for an amended character of the order, so framed as to include Gyrinops, as also for new generic characters of the two genera. Mr. Arnott remarks, in confirmation of the affinity between Aquilariaceae and Thymelaceae, that the latter have sometimes 10 stamens.

GEOGRAPHY. Natives of the East Indies.

PROPERTIES. *Aloes wood*, *Agila wood*, or *Eagle wood*, containing a fragrant resinous substance, of a dark colour, is the inside of the trunk of the *Aquilaria ovata* and *A. Agallochum*. It is considered a cordial by some Asiatic nations, and has been prescribed in Europe in gout and rheumatism. *Ainslie*, 1. 479. For a valuable account of this substance, see *Royle*, as above quoted.

GENERA.

Aquilaria, Lam. (24)
Ophiospermum, Lour.
Gyrinops, Gsertn. (25)

ALLIANCE III. *PROTEALES*.

ESSENTIAL CHARACTER.—[^]Estivation of calyx valvate. *Stamens* opposite its lobes. *Fruit* simple, follicular.

All the plants of this alliance have a remarkably hard cuticle; they are clearly **known** by the above character.

ORDER CXLVIII. *PROTEACEIÆ*.

PROTEACEJÆ, *Juss. Gen.* (1789); *R. Brown in Linn. Trans.* 10. 15. (1809); *Prodr.* 363. (1810) ; *Suppl.Prim.* (1830).

ESSENTIAL CHARACTER.—*Calyx* 4-leaved, or 4-cleft, with a valvular aestivation. *Stamens* 4, sometimes in part sterile, opposite the segments of the calyx. *Ovary* simple, superior; *style* simple; *stigma* undivided. *Fruit* dehiscent or indehiscent. *Seed* without albumen; *embryo* with two, or occasionally several *cotyledons*, straight; *radicle* inferior.—*Shrubs* or small *trees*. *Branches* usually umbellate. *Leaves* hard, dry, divided or undivided, opposite or alternate, without *stipules*; their cuticle often covered equally on both sides with stomates.

AFFINITIES. There is no difficulty in distinguishing this order; the hard **woody** texture of whose leaves, and irregular tubular calyxes having a valvate aestivation, stamens placed upon the lobes, along with a dehiscent fruit, at once characterise it. By these marks it is known from Elseagnaceae, and §1 other orders. One of the most complete systematic monographs is wown's upon these, in the Linnaean Society's Transactions, from which I find *?U^{tn} to extract. According to this botanist, " the radicle pointing towards the base of the fruit in all Proteaceae, is a circumstance of the greatest importance, in distinguishing the order from the most nearly related tribes; and Its constancy is more remarkable, as it is not accompanied by the usual position or even uniformity in the situation of the external umbilicus." *Linn. *rans.* 10. 36. Brown has also remarked, with his usual acuteness, that in consequence of the presence of hypogynous squamae, we may expect to find °ctandrous genera belonging to this family. See *Flinders*, 2. 606. The same **w**nter observes (*Flinders*, 568), that there is a peculiarity in the structure of **t**ne stamina of certain genera of Proteaceae, namely, *Simsia*, *Conospermum*,

and Synaphea, in all of which these organs are connected in such a manner that the cohering lobes of two different anthers form only one cell. Another anomaly equally remarkable exists in Synaphea, the divisions of whose barren filament so intimately cohere with the stigma, as to be absolutely lost in its substance, while the style and undivided part of the filament remain perfectly distinct. In another place he remarks: "A circumstance occurs in some species of *Persoonia*, to which I have met with nothing similar in any other plant: the ovarium in this genus, whether it contain one or two ovula, has never more than one cell; but in several of the 2-seeded species, a cellular substance is, after fecundation, interposed between the ovula, and this gradually indurating, acquires in the ripe fruit the same consistence as the putamen itself, from whose substance it cannot be distinguished; and thus, a fruit originally of one cell becomes bilocular; the cells, however, are not parallel, as in all those cases where they exist in the unimpregnated ovarium, but diverge more or less upwards." *Brown in Linn. Trans.* 10. 35. This is subsequently explained, by the same author (*King's Appendix*), by the cohesion of the outer membranes of the two collateral ovules, originally distinct, but finally constituting this anomalous dissepiment, the inner membrane of the ovule consequently forming the outer coat of the seed.

GEOGRAPHY. "The favourite station of Proteaceæ is in dry, stony, exposed places, especially near the shore, where they occur also, though more rarely, in loose sand. Scarcely any of them require shelter, and none a good soil. A few are found in wet bogs, or even in shallow pools of fresh water; and one, the *Embothrium ferrugineum* of Cavanilles, grows, according to him, in salt marshes. 'Respecting the height to which plants of this order ascend, a few facts are already known. The authors of the *Flora Peruviana* mention, in general terms, several species as being alpine; and Humboldt, in his valuable *Chart of Equinoctial Botany*, has given the mean height of *Embothrium emarginatum* about 9300 feet, assigning it a range of only 300 feet. On the summits of the mountains of Van Diemen's Island, in about 43° south lat., at the computed height of about 4000 feet, I have found species of *Embothrium*, as well as other genera, hitherto observed in no other situation. *Embothrium*, however, as it is the most southern genus of any extent, so it is also, as might have been presumed, the most alpine of the family. Two genera only of this order are found in more than one continent: *Rhopala*, the most northern genus, though chiefly occurring in America, is to be met with also in Cochin China, and in the Malay archipelago; and *Embothrium*, the most southern genus of any extent, is common to New Holland and America. It is remarkable, that Proteaceæ are almost entirely confined to the southern hemisphere. This observation originated with Mr. Dryander; and the few exceptions hitherto known to it, occur considerably within the tropic. The fact is the more deserving of notice, as their diffusion is very extensive in the southern hemisphere, not merely in latitude and longitude, but also in elevation; for they are not only found to exist in all the great southern continents, but seem to be generally, though very unequally, spread over their different regions: they have been observed also in the larger islands of New Zealand and New Caledonia; but hitherto neither in any of the lesser ones, nor in Madagascar. As in America they have been found in Terra del Fuego, in Chile, Peru, and even Guiana, it is reasonable to conclude that the intermediate regions are not entirely destitute of them. But with respect to this continent, it may be observed, that the number of species seems to be comparatively small; their organisation but little varied; and further, that they have a much greater affinity with those of New Holland than of Africa. Of the botany of South Africa scarce any thing is known, except that of the Cape of Good Hope, where this family occurs in the greatest abundance and variety; but even from

the single fact of a genuine species of *Protea* having been found in Abyssinia by Bruce, it may be presumed that in some degree they are also spread over this continent. With the shores, at least, of New Holland, under which I include Van Diemen's Island, we are now somewhat better acquainted; and in every known part of these, Proteaceae have been met with. But it appears, that both in Africa and New Holland the great mass of the order exists about the latitude of the Cape of Good Hope, in which parallel it forms a striking feature in the vegetation of both continents. What I am about to advance respecting the probable distribution of this family in New Holland must be very cautiously received, as it is in fact chiefly deduced from the remarks I have myself made in Captain Fh'nders's Voyage, and subsequently during my short stay in the settlements of New South Wales and Van Diemen's Island, aided by what was long ago ascertained by Sir Joseph Banks, and by a very transitory inspection of an herbarium collected on the west coast, chiefly in the neighbourhood of Shark's Bay, by the botanists attached to the expedition of Captain Baudin. From knowledge so acquired, I am inclined to hazard the following observations :—The mass of the order, though extending through the whole of the parallel already mentioned, is by no means equal in every part of it; but on the south-west coast forms a more decided feature in the vegetation of the country, and contains a far greater number of species, than on the east; and in that part of the south coast which was first examined by Captain Flinders, it seems to be more scanty than at either of the extremes. On the west coast also, the species, upon the whole, are more similar to those of Africa than on the east, where they bear a somewhat greater resemblance to the American portion of the order. From the parallel of the map, the order diminishes in both directions; but the diminution towards the north is probably more rapid on the east than on the west coast. Within the tropic, on the east coast, no genera have hitherto been observed, which are not also found beyond it; unless that section of *Grevillea*, which I have called *Cycloptera*, be considered as a genus: whereas, at the southern limit of the order several genera make their appearance, which do not occur in its chief parallel. The most numerous genera are also the most widely diffused. Thus *Grevillea*, *Hakea*, *Banksia*, and *Persoonia*, extensive in species in the order in which they are here mentioned, are spread nearly in the same proportion; and they are likewise the only genera that have as yet been observed within the tropic. Of such of the remaining genera as consist of several species, some, as *Isopogon*, *Petrophila*, *Conospermum*, and *Lambertia*, are found in every part of the principal parallel, but hardly exist beyond it. Others, as *Josephea* and *Synaphea*, equally limited to this parallel, have been observed only towards its western extremity; while *Embothrium* (comprehending, for the present, under this name all the many-seeded plants of the order), which is chiefly found on the east coast, and makes very little progress towards the west, advances to the utmost limit of south latitude, and there ascends to the summits of the highest mountains. Genera consisting of one or very few species, and which exhibit generally the most remarkable deviations from the usual structure of the order, are the most local, and are found either in the principal parallel, or in the highest latitude. The range of species in the whole of the order seems to be very limited; and the few cases which may be considered as exceptions to this, occur in the most extensive genera, and in such of their species as are most strictly natives of the shores. Thus *Banksia integrifolia*, which grows more within the influence of the sea than any plant of the order, is probably also the most widely extended, at least in one direction, being found within the tropic, and in as high a latitude as 40°. It is remarkable, however, that with so considerable a range in latitude, its extension in longitude is comparatively small: and it is still more worthy of notice, that no species of this

family has been found common to the eastern and western shores of New Holland." *Brown in Linn. Trans.* 10.

PROPERTIES. Handsome evergreen shrubs, much prized by gardeners for the neatness of their appearance, and the beauty or singularity of their flowers; but of no known use, except as fire-wood, for which they are commonly employed at the Cape of Good Hope. The fruit of Guevina is sold like nuts in the markets of Chile, under the name of Avellano.

GENERA.

Aulax, Berg.	Sorocephalus, R. Br.	Bellendena, R. Br.	Knightia, R. Br.
Leucadendron, R. Br.	<i>Sorranthe</i> , Salisb.	Anadenia, R. Br.'	Embothrium, Font.
<i>Conocarpos</i> , Adans.	Spatalla, Salisb.	Grevillea, R. Br.	Oreocallis, R. Br.
<i>Euryspermutn</i> , Salis.	Adenanthos, La Bill.	<i>Lyssanthe</i> , Salisb.	Telopea, R. Br.
<i>Chasme</i> , Salisb.	Simsia, R. Br.	<i>Stylurus</i> , Salisb.	' <i>Hylogyne</i> , Salisb.
Petrophila, R. Br.	Conospermum, Sm.	Hakea, Schrad.	Lomatia, R. Br.
Isopogon, R. Br.	Synaphea, R. Br.	<i>Canchium</i> , Sm.	<i>Tricondylus</i> , Salisb.
Protea, L.	Franklandia, R. Br.	Lambertia, Sm.	Stenocarpus, R. Br.
<i>Erodndron</i> , Salisb.	Symphionema, R. Br.	Xylomelum, Sm.	<i>Cybelei</i> Salisb.
Leucospermum, R.Br.	Agastachys, R. Br.	Orites, R. Br.	Banksia, Linn. f.
<i>Diastella</i> , Salisb.	Cenarrhenes, La Bill.	Helicia, Lour.	Hemiclidia, R. Br.
Mimetes, Salisb.	Persoonia, Sm.	<i>Helittophyllum</i> , Bl.	Dryandra, R. Br.
Serruria, Salisb.	<i>Linkia</i> , Cav.	Ropala, Aubl.	<i>Josephia</i> , Salisb.
Nivenia, R. Br.	Brabejum, L.	<i>Rhopala</i> , Schreb.	? <i>Cylindria</i> , Lour.
<i>Paranomus</i> , Salisb.	Guevina, Mol.	<i>Euplassa</i> , Salisb.	Andriopetalum, Pohl.
	<i>Quadria</i> , Ruiz. Pav.		

ALLIANCE IV. LAUREALES.

ESSENTIAL CHARACTER.—*Anthers* opening by valves which curve backwards. *Carpels* solitary, either superior or inferior.

ORDER CXLIX. LAURACEÆ. THE CINNAMON TRIBE.

LAURI, SUM. *Gen.* 80. (1789);—LAURINJE, *Vent. Tabl.* (1799); *R, Brown Prodr.* 401. (1810); *Nees in Wall. PL as. rar.* 2. 58. (1831); *Laurin. Expositio*, (1833).

ESSENTIAL CHARACTER.—*Calyx* 4-0-cleft, with imbricated aestivation, the limb sometimes obsolete. *Stamens* definite, perigynous, opposite the segments of the calyx, and usually twice as numerous; the 3 innermost, which are opposite the 3 inner segments of the calyx, sterile or deficient; the 6 outermost scarcely ever abortive; *anthers* adnate, 2-4-celled; the cells bursting by a longitudinal persistent valve from the base to the apex; the outer anthers valved inwards, the inner valved outwards [or both valved inwards]. *Glands* usually present at the base of the inner filaments. *Ovary* single, superior, with one or two single pendulous ovules; *style* simple; *stigma* obtuse. *Fruit* baccate or drupaceous, naked or covered. *Seed* without albumen; *embryo* inverted; *cotyledons* large, plano-convex, peltate near the base!; *radicle* very short, included, superior; *plumule* conspicuous, 2-leaved.—*Trees*, often of great size. *Leaves* without stipules, alternate, seldom opposite, entire or very rarely lobed. *Inflorescence* paniced or umbelled. *R. Br.*

AFFINITIES. Distinguished from all incomplete apetalous dicotyledons, except Atherospermaceae, by the peculiar dehiscence of their anthers, and divided from that order by the ovule being pendulous, not erect. In sensible qualities they resemble Myristicaceae, which are at once known by their uni-sexual flowers and columnar stamens. The order has been learnedly illustrated by Nees von Esenbeck, in the places above referred to, and his observations are worthy of deep attention from every scientific botanist. I have

latest views of the genera of the order which are given in the list that follows this article.

cool places in the tropics of either hemisphere; in a very few instances only, straggling to the northward in North America and Europe. No genus is known to east in any part of the continent of Africa. This is the remarkable, several species of *Laurus* and Madeira, and some other genera that have been found both in Tenentia and Bourbon, Brown, Congo, 464>

PROPERTIES. It would be difficult to name ««flier order at once so important and uniform in this, the species being universally aromatic, warm, and stomachic. on and Cassia are the produce of various genuine are ded by *Laurus Cinnamomum* and *L. Cas* and Mala rum can both be substituted for *Laurus cupularis*, that of Quixos. The Cinnamon of Laurus Cinnamomoides. The Cinnamon of Pucheri of the Flora Peruviana. London shops are the fruit of the *Laurus Campl* other species; even by *Ibid.* Camphor is yielded from the Cinnamon tree itself. The properties of all these Me due to presence of a volatile oil; but they also in many cases a fixed oil which is supposed to constitute the principal part of the fruit of *Pearsea gratissima*, so much esteemed in the West Indies under the name of Avoc Pear; the same on appears in the form of a greasy called by Jack, n, yields an A species of *Laurus* in Sumatra, infusi o n, yields an oil useful in rheumatic affections; " J " p. y. 6. 398. The bark sassafras, the qualities aromati. at, and tonic, and is extensively of *Laurus Benzoin* is highly intermittent fever; oil of fruit is said to be stimulant. *Bartm.* 2. 95. A t V a TM and pungent taste and Spanish Guiana yields a volatile oil, a utient, internally, a aromatic smell. It is employed externally ps J msc^, a volatile oil diaphoretic, diuretic, and resolvent. J f^8 TM abundance by merely making obtained from some species' J f^8 TM abundance by merely making Oronoko and the Panme, produced in great quantities by merely making an incision into the bark with an axe, as deer-as ed by a single incision. such quantity, that several quarts may be obtained by a single incision. I th A e reputation of bevpg • P ^ J f j ^ nt. f>or further informa- tion, see *Brewster's Journal*, 1. W4. J» l, or violet juice, like that found in i i some L X cl dant in *L. parvifolia, globosa, fittens*, and caustica.

GENERA.

(Supplied by Professor C. G. Nees von Esenbeck. Dec. 1. 1835.)

- | | | |
|---|--|--------------------------------------|
| § 1. CINNANOMEE, <i>Boldo</i> , <i>Acodaphne</i> , N. E. § 6. | <i>Mes</i> | <i>Dicypellium</i> , N. et M. |
| <i>N. ab E.</i> | <i>Hufdandi</i> , N. at. fc. | <i>ticoria</i> , Aubh |
| <i>Cinnamomum</i> , <i>Burm.</i> | § 5. CRVPTOCAME*, <i>Aydendron</i> , Niet M. | <i>Petalanthera</i> , N. et M. |
| § 2. CAMPHOHEJE, <i>N. ab E.</i> | <i>Evonymodaphne</i> , N. ab E. (26) | <i>Pleurothyrium</i> , N. ab E. (27) |
| <i>Camphora</i> , N. ab E. | <i>Endiandra</i> , R. Br. | |
| * 3. OCOTK*, N. ab E. | <i>Beilschmiedia</i> , N. ab E. | |
| <i>Apollonias</i> , N. ab E. | <i>Cecidodaphne</i> , N. ab E. | |
| <i>Ocotea</i> , <i>Aubl.</i> | <i>Cryptocarya</i> , R. Br. | § 7. NECTANDREAE, M. HI. |
| § 4. PEKSK*, N. ab E. | <i>Agathophyllum</i> , W. | <i>Telciandra</i> , Nera. |
| <i>n.</i> | | <i>Leptodaphne</i> , N. ct M. |
| <i>... Rumpf.</i> | | <i>Nectandra</i> , <i>Roland.</i> |
| | | <i>Pomatium</i> , N. et M. |

Endlicheria, Nees.*	§ 10. FLAVIFLORAE,	Tetranthera, Jacq.	Daphnidium, N. ab E.
Oreodaphne, N. et M.	N. ab E.	Polyadenia, N. ab E.	Tetradenia, N. ab E.
Camphoromaca, N. et M.	Sassafras, N. ab E.	Laurus, Plin.	_____
Strychnodaphne,	Benzoin, N. ab E.	Lepidadenia, N. ab E.	Adenostemum, Pers.
N. et M.	§ 11. TETRANTHERE, E,	Dodecadenia, N. ab E.	Gomortega, R. et P.
Gymnobalanus,	N. ab E.	Actinodaphne, N. ab E.	Keulia, Molia.
N. et M.	Cylicodaphne, N. ab E.	Iozosmene, N. ab E.	_____
			? Scyphogyne, Ad. Br.

ORDER CL. ILLIGERACEÆ.

ILLIGEREJK, *Blume in Ann. Sc. N. S. 2. 95. (1834); Martius Conspectus, No. 83. (1835).*
—GYROCARPEJE, a § of Lauraceae, *Nees ab Esenb. Laurin. expositio 20. (1833).*

ESSENTIAL CHARACTER.—*Flowers* hermaphrodite or polygamous by abortion. *Calyx* with the tube adherent to the ovary; the border superior, divided in two rows, deciduous, or in part persistent, and augmenting in size; the segments with an inflexed valvular aestivation. *Petals* 0. *Stamens* inserted in the top of the tube, opposite the external segments, and equal to them in numbers, furnished at the base on each side with a gland or appendage, or with glands mixed among them. *Anthers* 2-celled; the cells opening inwards from the base to the apex by a permanent valve. *Ovary* inferior, 1-celled; *ovule* solitary, pendulous; *style* 1, simple; *stigma* peltate or obtuse, somewhat oblique. *Fruit* indehiscent; *seed* nut-like, without albumen; *cotyledons* leafy, twisted together. *Blume.*

AFFINITIES. The only writer who has treated of this order is Blume, who remarks that one of the genera belonging to it has the habit of Cucurbitaceae or Passifloraceae, its leaves being ternate and its stem twining; but that in reality the order has the same relation to Lauraceae as Vaccinaceae to Ericaceae. I observe that Nees Von Esenbeck in his manuscript list of Lauraceae genera now omits Gyrocarpus, from which I infer that he assents to its forming an order apart.

GEOGRAPHY. Trees or shrubs found in the tropical parts of America and Asia.

PROPERTIES. Unknown.

GENERA.

Illigera, Bl.
Gyrocarpus, Jacq.

ORDER CLI. CASSYTHACEÆ.

LAURINJE, § Cassytheae, *Nees ab Esenb. Laurin. Expos. 20. (1833).*—CASSYTHEA, *Lindl. Nixus Pl. 15. (1833).*

ESSENTIAL CHARACTER.—The general structure of Lauraceae, but; the *stem* dodder-like, parasitical, leafless; *flowers* hermaphrodite; the series of stamens all perfect, without glands; *stamens* 9; *anthers* 4-celled, the 3 inner turned backwards; *caryopsis* included in the berried perianth crowned by the converging segments.

AFFINITIES. Although this strange plant is universally comprehended among Lauraceae, and notwithstanding that the climbing habit of Illigera seems to justify such a measure, yet I am persuaded that we must, if we would preserve our orders really in a natural state separate this, as we separate Orobanthaceae and Monotropaceae elsewhere. It is too violent a shock to our ideas of resemblance to include in the very same order a plant like our wild

* Si *Endlicheriam*, Presl. retines, huic nomen *Schauera* tribuas precor. N. ab E.

Cuscuta and the noble forest trees of which the majority of Lauraceae consists. Besides it appears from the short character given above, from Nees Von Esenbeck's work, that there are distinctions enough even in the fructification to define Cassythaceae as a peculiar order.

GEOGRAPHY. Found in the hotter parts of all the tropics.

PROPERTIES. Unknown.

GENUS.

Cassytha, L.

ALLIANCE V. *PENJEALES*.

ESSENTIAL CHARACTER.—*Carpels* several. *Calyx* with an imbricated or valvate aestivation.

These plants would belong to Thymelaceae if it were not for their compound fruit, for there is nothing in the habit of Penaeaceae to prevent it.

ORDER CLII. *PENAEACEAE*.

PENAEACEAE, R. Brown, verbally (1820); Guillemin in Diet, Class. 13. 171. (1828); Martius Hort. Monac. (1829); Kunth in Linnaea, v. 667. (1830).

ESSENTIAL CHARACTER. — *Calyx* inferior, with 2 or more bracts at its base; hypocrateriform, with a 4-lobed limb valvate in aestivation, or deeply 4-parted imbricated in aestivation. *Stamens* either 4, arising from below the recesses of the limb, with which they alternate, or 8, arising from near the base of the calyx; *anthers* 2-celled, turned inwards, usually with membranous valves lying on the face of a thick fleshy connective, sometimes with fleshy valves, and an obliterated connective. *Ovary* superior, 4-celled, with a simple style and 4 stigmas; *ovules* either ascending, collateral, in pairs, or solitary and suspended; the foramen always next the placenta. *Fruit* capsular, 4-celled, dehiscent or indehiscent? *Seed* erect or inverted; *testa* brittle; *nucleus* a solid fleshy mass, with no distinction of albumen or embryo; *radicular end* next the hilum?; *hilum* fungous.—*Shrubs*. *Leaves* opposite, imbricated, without stipules. *Mowers* terminal and axillary, usually red.

AFFINITIES. According to an observation of Jussieu, this order is allied to Epacridaceae; but I confess I am unable to perceive on what account. To me it appears related in the first degree to some apetalous dicotyledons, such as Proteaceae, with some of which the species agree in habit, and in the case of *Penaea fruticulosa* even in the thickened connective and the structure of the lobes of the stigma, each of which is strikingly like that of a *Grevillea*. To *Bruniaceae* they must be compared, notwithstanding the presence of petals in that order* for the sake of *Linconia*, in which the pendulous ovule agrees with *Geissoloma*, and the thickened connective of the anthers, which is common to several species, although not present in *Geissoloma*. The fungous hilum of the seed is similar to that of *Polygalaceae*, with which, however, *Penaeaceae* have no other apparent relation.

This order exhibits a singular instance of two distinct kinds of aestivation and attachment of ovules among species which it is impossible to separate from each other. In true *Penaea* the aestivation is valvate, and the ovules ascending, while in *Geissoloma* the former is imbricate, and the latter suspended. *Penaea* has also tetrandrous flowers, with peculiarly fleshy anthers, while *geissoloma* has octandrous flowers, with no peculiar fleshiness in the anthers. Considering the near affinity of this order to *Thymelaceae*, this circumstance contributes very much to shake our confidence in the value of the position of

the ovule as a mark of distinction between Santalaceae, Elaeagnaceae, and Thymelaceae; and it further contributes to strengthen the opinion that the position of the ovule is unimportant in Urticaceae.

GEOGRAPHY. Evergreen shrubs, natives of the Cape of Good Hope.

PROPERTIES. A subviscid, sweetish, somewhat nauseous gum-resin, called *Sarcocolla*, is produced by *Pensea mucronata* (and others). It was supposed by the Arabians to possess, as its name indicates, the power of agglutinating wounds. *Ainslie*, 1. 380. It contains a peculiar principle, named *Sarcocollin*, which has never been detected in any other vegetable matter, and which has the property of forming oxalic acid, being treated with nitric acid. *DC.*

GENERA.

Penaea, L.
Sarcocolla, Kth.
Geissoloma, Lindl.

GROUP IV. Cohimnojtæ.

ESSENTIAL CHARACTER.—*Stamens* usually monadelphous, and the *ovary* 3-6-celled; or at all events the latter character combined with an inferior ovary. *Wood*, if any, destitute of concentric zones.

ALLIANCE I. *NEPENTHALES*.

ESSENTIAL CHARACTER.—*Calyx* inferior. *Stem* with a stratum of spiral vessels between the wood and bark. *Flowers* dioecious.

ORDER CLIII. NEPENTHACEÆ. THE PITCHER-PLANT TRIBE.

ARISTOLOCHIJE, § *Nepenthinae*, *Link Handb.* 1. 369. (1829).

ESSENTIAL CHARACTER.—*Flowers* dioecious. *Calyx* 4-leaved, inferior, oppositely imbricated in aestivation. *Stamens* cohering in a solid column, bearing at the apex about 16 anthers, collected in various directions in one head; *anthers* 2-celled, opening longitudinally and externally. *Ovary* superior, 4-cornered, 4-celled, with an indefinite number of ascending ovules attached to the sides of the dissepiments; *stigma* sessile, simple. *Fruit* capsular, 4-celled, 4-valved, with the seeds sticking to the sides of the dissepiments, which proceed from the middle of the valves. *Seeds* indefinite, very minute, fusiform, with a lax outer integument; *albumen* oblong, much less than the seed, lying about the middle of the outer integument; *embryo* in the midst of fleshy albumen, with 2 cotyledons placed face to face; *radicle* turned towards the hilum, *Ad. Brongn. Nees et Esenbeck*; turned to the extremity opposite the hilum, *Richard*).—*Herbaceous* or *half-shrubby* caulescent plants. *Leaves* alternate, slightly sheathing at the base, with a dilated foliaceous petiole, pitcher-shaped at the end, which is articulated with a lid-like lamina. *Stem* without concentric zones, with an abundance of spiral vessels in both wood, pith and bark, and also with a dense layer of the same between the wood and the bark. *Racemes* terminal, dense, many-flowered.

AFFINITIES. The relation that is borne by the highly curious plants which this order contains was not even guessed at until Adolphe Brongniart pointed out a resemblance between them and *Cytinaceae*, which had not before been suspected, but which he considered so important as to justify him in placing it in the same order. While we admit the ingenuity with which this opinion

is sustained, it is impossible to agree with Brongniart in the conclusion at which he has arrived. To say nothing of the extreme dissimilarity in habit between these plants, the structure of their fruit appears to me essentially different; and the seeds of *Cytinus* being unknown, the resemblance between it and *Nepenthes* is reduced to a similarity in the arrangement of the anthers, which cannot in the present case be considered of much importance, as it in some degree depends upon the unisexuality of the flowers of both genera. The only intelligible approximation of the order has been made by Brown, who with his usual unerring sagacity points out its relation to 'Aristolochiaceae'; as to which the structure of the wood in some respects completely confirms his views. Like that order, it is zoneless, although plainly exogenous; but it has this in particular to characterise it, that the system of spiral vessels is developed in a degree unknown in any other plants. The water contained in the unopened pitcher of a plant which flowered in the Botanic Garden of Edinburgh, was found by Dr. Turner "to emit, while boiling, an odour like baked apples, from containing a trace of vegetable matter, and to yield minute crystals of superoxalate of potash on being slowly evaporated to dryness," *B. Mag.* 2798. There is a good account of the germination of *Nepenthes*, in Jameson's Journal for April 1830, from which it may be concluded that the long loose tunic of the seed is intended to act at first as a buoy, to float the seed upon the surface of the water, and afterwards as an anchor, to keep it fast upon the mud until it can have struck root.

GEOGRAPHY. All natives of swamps in the East Indies and China.
 PROPERTIES. Unknown.

GENUS.

Nepenthes, L.
Phyllamphora, Lour.

ALLIANCE II. ARISTOLOCHIALES.

ESSENTIAL CHARACTER.—*Ovary inferior.*

ORDER CLIV. ARISTOLOCHIACEAE. THE BIRTHWORT TRIBE,

ARISTOLOCHIAS, *JUSS. Gen.* (1789); *R. Brown Prodr.* 349. (1810); *Lindley's Synopsis*, 224. (1829); *IAndl. in Bot. Reg.* 1543. (Dec. 1832).—PISTOLOCHIN/E and ASARIN/E, *Link Handb.* 1. 367. (1829)—ASARINE^, *Bartl. Ord. Nat.* 81. (1830).

ESSENTIAL CHARACTER.—*Flowers hermaphrodite. Calyx superior, tubular with 3 segments, which are valvate in aestivation, sometimes regular, sometimes very unequal. Stamens 6 to 10, epigynous, distinct, or adhering to the style and stigmas. Ovary inferior, 3- or 6-celled; ovules numerous, horizontally attached to the axis; style simple, stigmas radiating, as numerous as the cells of the ovary. Fruit dry or succulent, 3- or 6-celled, many seeded. Seeds with a very minute embryo placed in the base of fleshy albumen.—Herbaceous plants or shrubs, the latter often climbing. Leaves alternate, simple, stalked, often with leafy stipules. Wood without concentric zones. Flowers axillary, solitary, brown or some dull colour.*

AFFINITIES. These are usually stationed upon the limits of monocotyledons and dicotyledons, agreeing with the former in the ternary division of the flower, and in some respects in habit; with the latter in the more essential points of their structure. De Candolle^ in the *Botanicon Gallicum*, places them between Elxagnaceae and Euphorbiaceae, to the former of which they approach through *Asarum*, but with the latter of which their relation is not

obvious. To Passifloraceae they may be compared, on account of the twining habit, alternate leaves, and leafy habit of many species; and to Cucurbitaceae, on account of their twining habit, and inferior ovary. Brown, however, most correctly shews that their affinity is in reality with Nepenthaceae.

GEOGRAPHY. Very common in the equinoctial parts of South America, and rare in other countries; found sparingly in North America, Europe, and Siberia; more frequently in the basin of the Mediterranean, and in small numbers in India.

PROPERTIES. These are in general tonic and stimulating; Aristoloehia is, as its name implies, reputed emmenagogue, especially the European species rotunda, longa, and Clematitis. An infusion of the dried leaves of Aristoloehia bracteata is given by native Indian practitioners as an anthelmintic; fresh bruised and mixed with castor oil, they are considered as a valuable remedy in obstinate psora. The root of Aristol. indica is supposed by the Hindoos to possess emmenagogue and antarthritic virtues; it is very bitter. Arist. odoratissima, a native of the West Indies, is a valuable bitter, and alexipharmic. *Ainslie*, 2. 5. The Aristoloehia fragrantissima, called in Peru Bejuca de la Estrella, or Star Reed, is highly esteemed in Peru as a remedy against dysenteries, malignant inflammatory fevers, colds, rheumatic pains, &c. The root is the part used. See *Lambert's Illustrations of Cinchona*, p. 150, &c. The power of the root of Aristoloehia serpentaria in arresting the progress of the worst forms of typhus, is highly spoken of by Barton, 2. 51. It has an aromatic smell, approaching that of Valerian, with a warm, bitterish, pungent taste. Asarum canadense, called Wild Ginger in the United States, is nearly allied in medical properties to the Aristoloehia serpentaria. *Barton*, 2. 88. The root of Asarum europaeum, or Asarabacca, is used by native practitioners in India as a powerful evacuant: they also employ the bruised and moistened leaves as an external application round the eyes in certain cases of ophthalmia. *Ainslie*, 1. 24. The leaves and roots of the same plant are emetic; but this quality is lost, according to De Candolle, by keeping or by steeping in vinegar. Hancock (*Quarterly Journal*, July, 1830, p. 334,) suspects the true *Gauco* remedy for the bite of snakes to be some species of Aristoloehia, among the different kinds of which the natives of Spanish America chiefly seek their antidotes. The plant called *Raiz de Mato* is an aromatic bitter species, and is esteemed as a most certain remedy in the Oronoque and Venezuela for the bite of venomous serpents. Aristoloehia trilobata has an aromatic stem, which is used against the bite of serpents. *Barren*. A. grandiflora has a powerful nauseous narcotic smell, and is poisonous to hogs and cattle. *Swartzfl. ind. occ.* 1568.

GENERA.

Aristoloehia, L.
• Bragantia, Lour.
Ceramium, Bl.
Munnichia, Bl.

Heterotropa, Morren.
Asarum, L.
Thottea, Rottb.
Hocquartia, Dumort.

Trichopodium, Lindl.
Trichopus, Gaertn.
Trimeriza, Lindl.

GROUP V. *Cucumbroscæ.*

ESSENTIAL CHARACTER.—*Embryo* curved round albumen, or having the form of a horse-shoe, or spiral; *calyx* rarely tubular, but sometimes long and petaloid.

The plants comprehended in this alliance are with difficulty distinguished in mass from Urticales, because the embryo of the latter is sometimes

curved, never, however, round mealy albumen, and because in some of this group the embryo is straight, but then mealy albumen is present. Yet I am persuaded that this is a truly natural combination, and I leave to more acute botanists to determine exactly what the combining character is, *if they can*. Nyctaginiflora are the most highly developed form of the group, and seem to connect it more with Monopetalae than any other order comprehended in it.

ALLIANCE I. CHENOPODIALES.

ESSENTIAL CHARACTER.—*Albumen* present. *Radicle* next the hilum.

ORDER CLV. AMARANTACEAE. THE AMARANTH TRIBE.

AMARANTHI, *JUSS. Gen.* 87. (1789).—AMARANTHACEA, *R. Brown Prodr.* 413. (1810); *Von Martius Monogr.* (1826); *Lindley's Synopsis*, 213. (1829).

ESSENTIAL CHARACTER.—*Calyx* 3- or 5-leaved, hypogynous, scarious, persistent, occasionally with 2 bractlets at the base, and generally immersed in dry coloured bracts. *Stamens* hypogynous, either 5, or some multiple of that number, either distinct or monadelphous, occasionally partly abortive; *anthers* either 2-celled or 1-celled. *Ovary* single, superior, 1- or few-seeded; the *ovules* hanging from a free central funiculus; *style* 1 or none; *stigma* simple or compound. *Fruit* a membranous utricle. *Seeds* lentiform, pendulous; *testa* crustaceous; *albumen* central, farinaceous; *embryo* curved round the circumference; *radicle* next the hilum; *plumule* inconspicuous.—*Herbs* or *shrubs*. *Leaves* simple, opposite or alternate, without stipules. *Flowers* in heads or spikes, usually coloured, occasionally unisexual, generally hermaphrodite. *Pubescence* simple, the hairs divided by internal partitions.

AFFINITIES. Different as this order appears to be from Chenopodiaceae in habit, especially if we compare such a genus as Gomphrena with Chenopodium itself, it is so difficult to define the differences that distinguish the two Orders, that, beyond habit, nothing certain can be pointed out. Brown remarks (*Prodr.* 413.), that he has not been able to ascertain any absolute diagnosis to distinguish them by; for the hypogynous insertion attributed to their stamens¹⁸ not only not constant in the order, but is also found in some Chenopodiaceae¹⁸. Martius, in a learned dissertation upon the order, describes Chenopodiaceae as being apetalous, and Amarantaceae as polypetalous, considering the bractlets of these latter as a calyx, and that which I call a calyx a corolla. But it seems to me that this view of their structure is not borne out by analogy, and that it is impossible to believe the floral envelopes of the two orders to be of a different nature. I am certainly unable to indicate any better mode of distinguishing them than has been pointed out by those who have gone before¹⁸; and at the same time I cannot hesitate to keep asunder orders which it is evident that nature has divided. Bartling combines these plants in a single class, along with Caryophylleae, Phytolaccaceae, Scleranthdiffee, and Illecebra¹⁸ceae; and there is no doubt of the affinity borne to each other by all these, as¹⁸ pointed out by their habit and by the structure of their seeds. Illecebra¹⁸ceae are in fact only known by their petals and great membranous stipules.

GEOGRAPHY. These plants grow in crowds or singly, either in dry, stony, barren stations, or among thickets upon the borders of woods, or a¹⁸ even in salt marshes. They are much more frequent within the tropics than beyond them, and are unknown in the coldest regions of the world. 53 are found in tropical Asia, 105 in tropical America, but 5 in¹⁸ extra-tropical Asia, and but 21 in extra-tropical America; 5 are natives of

Europe, 28 of New Holland, and 9 of Africa and its Islands. See *Von Martins Monogr.*

PROPERTIES. Many of the species are used as potherbs, on account of the wholesome mucilaginous qualities of the leaves. *Amaranthus* *trifolius* is said to be diuretic. Several are objects of interest with gardeflre for the beauty of their colouring and the durability of their blossoms. *Gomphrena officinalis* and *macrocephala* have a prodigious reputation in Brazil, where they are called Para todo, Perpetua, and Raiz do Padre Salerma: as the first of these names imports, they are esteemed useful in all kinds of diseases, especially in cases of intermittent fevers, colics, and diarrhoea, and against the bite of serpents. *Plantas Usuelles*, nos. 31. and 32.

GENERA.

Digera, Forsk.	Lestibudesia, Pet. Th.	Brandesia, Mart.	Achyranthes, L.
Deeringia, R. Br.	Hoplotheca, Nutt.	Bucholzia, Mart.	Desmochaeta, DC.
Charpentiera, Gaud.	Gomphrena, L.	Alternanthera, Forsk.	Pupalia, Mart.
Chamissoa, H. B. K.	Hcbanthe, Mart.	Trichinium, R. Br.	Microtea, Sw.
Allmannia, R. Br.	Philoxerus, R.Br.	Psilotrichum, Bl.	<i>Ancistrocarpus</i> ,
Amarantus, L.	Rosea, Mart.	Cyathula, Lour.	H. B. K.
Afirva, Forsk.	Iresine, Willd.	Tryphera, Bl.	Mohlana, Mart.
Berzelia, Mart.	Trommsdorffia, Mart.	Saltia, R. Br.	Leiospermum, Wall.
? Polychroa, Lour.	Serturnera, Mart.	Ptilotus, R. Br.	Polyscalis, Wall.
Celosia, L.	Pfaffia, Mart.	Nyssanthes, R. Br.	Blepharolepis,
Cladostachys, Don.	Mogiphanes, Mart.	Centrostachys, Wall.	N. ab E. (28)

ORDER CLVI. CHENOPODIACEÆ. THE GOOSEFOOT TRIBE.

ATRIPLICES, JUSS. *Gen.* 83. (1789).—CHENOPODE*, *Vent. Tall.* 2. 253. (1799); *R. Brown Prodr.* 405. (1810); *C. A. Meyer in Led. Fl. Alt.* 1. 370. (1829); *Lindley's Synopsis*, 213. (1829); *Moquin Tandon in Ann. Sc. Nou.Ser.* 1. 203. (1834).—CYNOGRAMBEJE, *Th. N. ab E. Gen. pi. Europ.* (1835).

ESSENTIAL CHARACTER.—*Calyx* deeply divided, sometimes tubular at the base, persistent, with an imbricated aestivation. *Stamens* inserted into the base of the calyx, opposite its segments, and equal to them in number, or fewer. *Ovary* single, superior, or occasionally adhering to the tube of the calyx, with a single *ovule* attached to the base of the cavity; *style* in 2 or 4 divisions, rarely simple; *stigmas* undivided. *Fruit* membranous, not valvular, sometimes baccate. *Embryo* curved round farinaceous albumen, or spiral, or doubled together without albumen; *radicle* next the hilum; *plumule* inconspicuous.—*Herbaceous* plants or *under-shrubs*. *Leaves* alternate without stipules, occasionally opposite. *Flowers* small, sometimes polygamous.

AFFINITIES. The difficulty of distinguishing these from Amarantaceae has been discussed under the latter order. They are distinguished from Phytolaccaceae, independently of the simplicity of the structure of their ovary by their stamens never exceeding the number of the segments of the calyx, to which they are opposite: in Phytolaccaceae, if they are not more numerous than the segments of the calyx, they are alternate with them. Theodor Nees von Esenbeck separates Cynocrambeae on account of the singular structure of their calyx and style, and, I presume, their having stipules.

GEOGRAPHY. Weeds inhabiting waste places in all parts of the world, but, unlike Amarantaceae, abounding least within the tropics, and most in extra-tropical regions. They are exceedingly common in all the northern parts of Europe and Asia.

PROPERTIES. Some of these are used as potherbs, as *Basella*, *Spinage*, *Garden Orach* (*Atriplex hortensis*), and *Chard Beet*; the roots of others form valuable articles of food, as *Beet* and *Mangel Wurzel*, Many of them pos*^*.

an essential oil, which renders them tonic and antispasmodic; such are *Chenopodium ambrosioides* and *botry9*. *Chenopodium Quinoa* is a common article of food in Peru. But the most important of their qualities is the production of soda, which is yielded in immense quantities by the *Salsolas*, *Salicornias*, and others. The essential oil of *Chenopodium anthelminticum*, known in North America under the name of Worm-seed Oil, is powerfully anthelmintic. *Bar-*
**Bi 2. 187.* The seeds of *Atriplex hortensis* are said to be so unwholesome as to excite vomiting. Chevallier has remarked the singular fact, that *Chenopodium vulvaria* exhales pure ammonia during its whole existence. This is the only observation upon record of a gaseous exhalation of azote by perfect vegetables; and the facility with which this principle is abandoned by ammonia may perhaps explain the presence of azotic products in the vegetable kingdom. *Ann. des Sc. Nat 1. 444.*

GENERA.

<i>Salicomia</i> , L.	<i>Cochliospermum</i> ,	<i>Krascheninnikovia</i> ,	<i>Galenia</i> , L.
<i>Haloenemon</i> , M. Bieb.	Lga.	Güldenst.	<i>Chenopodium</i> , L.
<i>Caroxylon</i> , Thunb.	<i>Kochia</i> , Roth.	<i>Eurotia</i> , Adans.	<i>Teloxyis</i> , M. Tand.
<i>Anabasis</i> , L.	<i>Chenolea</i> , L.	<i>Crucita</i> , Loeffl.	<i>Agathophytum</i> ,
<i>Brachylepis</i> , Meyer.	<i>Anisacantha</i> , R. Br.	<i>Spinacia</i> , L.	M. Tand.
<i>Cyclolepis</i> , M. Tand.	<i>Sclerolaena</i> , R. Br.	<i>Beta</i> , L.	<i>Roubieva</i> , M. Tand.
<i>Villemetia</i> , Merckl.	<i>Cornulaca</i> , DC.	<i>Acnida</i> , L.	<i>Acroglochis</i> , Schrad.
<i>Bassia</i> , All.	<i>Traganum</i> , DC.	<i>Axyris</i> , L.	<i>Blitanthus</i> , Rchb.
<i>Salsola</i> , L.	<i>Hemichroa</i> , R. Br.	<i>Halimus</i> , Rchb.	<i>Lecanocarpus</i> , Nees.
<i>JJanophyton</i> , Less.	<i>Polycnemum</i> , L.	<i>Oligandra</i> , Less.	<i>Anredera</i> , Juss.
<i>Halimocnemis</i> , Meyer.	<i>Camphorosma</i> , L.	<i>Atriplex</i>) L.	<i>Hablizia</i> , M. Bieb.
<i>Halogeton</i> , Meyer.	<i>Threlkeldia</i> , R. Br.	<i>Ohione</i> , Geertn.	<i>Boussingaultia</i> ,
<i>Schanginia</i> , Meyer.	<i>Corispermum</i> , L.	<i>Blitum</i> , L.	H. B. K.
<i>Schoberia</i> , Meyer.	<i>Ceratocarpus</i> , L.	<i>Rha^odia</i> , R. Br.	<i>Basella</i> , L.
<i>Ufeda</i> , Forsk.	<i>Diotis</i> , Schreb.	<i>Enchylaena</i> , R. Br.	<i>Dysphania</i> , R. Br.
<i>Lerchia</i> , Hall.	<i>Ceratospermum</i> , Per.	<i>Monolepis</i> , Schr.	

See the rudiments of an arrangement of this order into §, in Ledebour's
 *. *Altaica*, 1. 370; and by Moquin Tandon in *Ann. Sc. n. Ser. 4. 209* (1835);
 Either is sufficiently extensive to be adopted here.

ORDER CLVI.* TETRAGONIACEJE.

AFFINITIES. I have already excluded from Ficoidese or Mesembryaceaj
 *U the apetalous genera usually referred to that order, considering that the
 tendency to produce petals is in that case of too powerful a nature to admit of
 exception. The apetalous genera formerly included among Mesembryaceae
 are in &ct so very much the same as Chenopodiaceae, that I know of no cha-
 racter to distinguish them except their ovary being formed of several carpels,
 filey, therefore, bear the same relation to Chenopodiaceae as Datisceae to
 Urticaceae.

GENERA.

<i>Tetragonia</i> , L.	<i>Aizoon</i> , L.	<i>Mjlltus</i> , Lour.
<i>Sesuvium</i> , L.	<i>Veslingia</i> , Fabr.	

ORDER CLVII. PHYTOLACCACEÆ.

THE VIRGINIAN POKE TRIBE.

PHYTOLACCÆJÆ, *R. Brown in Congo*, 454. (1818); *Bartl. Ord. Nat.* p. 299. (1830).—
RIVINIACEJÆ, *Agh.*; *Martius Conspectus*, No. 91. (1835).

ESSENTIAL CHARACTER.—*Calyx* of 4 or 5 petaloid leaves. *Stamens* either indefinite, or, if equal to the number of the divisions of the calyx alternate with them. *Ovary* of from 1 to several cells, each containing 1 ascending *ovule*; *styles* and *stigmas* equal in number to the cells. *Fruit* baccate or dry, entire or deeply lobed, 1- or many-celled. *Seeds* ascending, solitary, with a cylindrical *embryo* curved round mealy *albumen*, with the *radicle* next the *hilum*.—*Underr-shrubs* or *herbaceous* plants. *Leaves* alternate, entire, without stipules, often with pellucid dots. *Flowers* racemose.

AFFINITIES. Nearly related to *Chenopodiaceæ* and *Polygonaceæ*, from the first of which they are distinguished by their multilocular ovary, and by their stamens exceeding the number of divisions of the calyx, or alternate with them; or if their ovary is simple by the calyx being petaloid, a circumstance which never occurs in *Chenopodiaceæ*. From *Polygonaceæ* they are known by the radicle being turned towards the hilum, and the want of stipules. *Rivina*, which has the albumen very much reduced in quantity, and a unilocular fruit, connects *Phytolaccaceæ* with *Petiveriaceæ*. *Brown* remarks (*Congo*, 455.) that these two orders, widely as they differ in the structure of the ovary, are connected by a species of *Phytolacca* related to *P. abyssinica*, in which the 5 cells are so deeply divided that they merely cohere by their inner angles; and also by *Gisekia*, which has 5 distinct ovaries.

GEOGRAPHY. Natives of either America, within or without the tropics, Africa, and India. *Phytolacca decandra* is naturalised in some of the southern parts of Europe.

PROPERTIES. A tincture of the ripe berries of *Phytolacca decandra* seems to have acquired a well-founded reputation as a remedy for chronic and syphilitic rheumatism, and for allaying syphiloid pains. By some it is said to be more valuable than *Guaiacum*. It has had no inconsiderable reputation as a remedy for Cancer; but it is no longer esteemed, and it is probable that it was only found serviceable in ill-conditioned sluggish ulcers, which are too frequently mistaken for real cancer. Its pulverised root is an emetic. *Barton*, 2. 220. And a spirit distilled from the berries is stated to have killed a dog in a few minutes, by its violent emetic effects. According to *De Candolle*, this plant is also a powerful purgative. But it acts so violently and is accompanied by such ambiguous narcotic symptoms as not to be at all calculated for internal use. *Barton*. The leaves are extremely acrid, but the young shoots, which lose this quality by boiling in water, are eaten in the United States as *Asparagus*.

GENERA.

<i>Phytolacca</i> , L.	<i>Gisekia</i> , L.	? <i>Cryptocarpus</i> ,	<i>Semonviltea</i> , Gay.
<i>Anisomeria</i> , Don.	<i>Kaelreutera</i> , Murr.	H. B. K.	<i>Gaudinia</i> , Gay.
<i>Rivina</i> , L.	<i>Bosea</i> , L.		

ALLIANCE II. POLYGONALES.

ESSENTIAL CHARACTER.—*Albumen* present. *Radicle* at the end of the embryo most remote from the hilum.

ORDER CLVIII. POLYGONACEÆ. THE BUCK-WHEAT TRIBE.

POLYGONB, *JUSS. Gen.* 82. (1789); *R. Brown Prodr.* 418. (1810); *Lindl. Synops.* 209. (1829); *Bentham in Linn. Trans, ined.* (1836).

ESSENTIAL CHARACTER.—*Calyx* divided, inferior, imbricated in aestivation. *Stamens* definite, inserted in the bottom of the calyx; *anthers* dehiscing lengthwise. *Ovary* superior, with a single erect ovule; *styles* or *stigmas* several. *Nut* usually triangular, naked, or protected by the calyx. *Seed* with farinaceous albumen, rarely with scarcely any; *embryo* inverted, generally on one side; *plumule* inconspicuous; *radicle* at the end remote from the hilum.—*Herbaceous* plants, rarely *shrubs*. *Leaves* alternate, their stipules cohering round the stem in the form of an ochrea; when young, rolled backwards. *Mowers* occasionally unisexual, often in racemes.

AFFINITIES. Brown remarks, that "the erect ovulum with a superior radicle together afford the most important mark of distinction between Polygonaceæ and Chenopodiaceæ, a character which obtains even in the genus Eriogonum, in which there is no petiolar sheath, and scarcely any albumen, the little that exists being fleshy." Generally speaking, however, the cohesion of the scarious stipules into a sheath, technically called an ochrea, or boot, is sufficient to distinguish Polygonaceæ from all other plants. Bentham admits two Tribes, Polygonaceæ which have loose flovers and ochres; and Eriogonese which have flowers in involucre and usually no stipules.

GEOGRAPHY. There are few parts of the world that do not acknowledge the presence of plants of this order. In Europe, Africa, North America, and Asia, they fill the ditches, hedges, and waste grounds, in the form of Docks and Persicarias; the fields, mountains, and heaths, as Sorrels and trailing or twining Polygonums; in South America and the West Indies they take the form of Coccolobas or sea-side grapes; in the Levant, of Rhubarbs; and even in the desolate regions of the North Pole they are found in the shape of Oxyria.

PROPERTIES. Sorrel on the one hand, and Rhubarb on the other, may be taken as the representatives of the general qualities of this order. While the leaves and young shoots are acid and agreeable, the roots are universally nauseous and purgative. To these two qualities is to be superadded a third, that of astringency, which is found in a greater or less degree in the whole order, but which becomes in *Coccoloba uvifera* so powerful as to rival gum Kino in its effects. Some of the Polygonums are extremely acrid, as the *P. Hydro-piper*, which is said to blister the skin. There is a species of Polygonum, called *Cataya* in the language of the Brazilian Indians, an infusion of the ashes of which is used to purify and condense the juice of the sugar-cane. It has a very bitter peppery taste, and is employed on the Rio St. Francisco with advantage in the disease called *O Largo*, which is an enlargement of the colon, caused by debility. *Pr. Max. Trav.* 71. The stem of the Rheum has been supposed to contain a peculiar acid called the rheumatic, but this is now known to be the oxalic. *Turner*, 641. *Rumex acetosa* contains pure oxalic acid. *Ibid.* 623. The principle in which the active property of Rhubarb exists is supposed to be a peculiar chemical substance called Rhubarbarin. *Ibid.* 701. Some information may be found upon the Rhubarbs of India in the *Trans, of the Med. and Phys. Soc. of Calcutta*, 3. 438. by Royle; but nothing certain has been collected by him with regard to the plant producing the true officinal substance. Many species of Polygonum are used in dyeing. The seeds of *P. fagopyrum* or Buck-wheat and *tataricum* are used as food, for the sake of their mealy albumen; those of *P. aviculare* are said to be powerfully emetic and purgative; but this is doubted, by Meisner. *Mon.* 49. The seeds of *Polygonum barbatum* are used as me-

dicine by Hindoo practitioners, to ease the pain of griping in the colic. *Ainslie*, 2. 2. The leaves of *P. hispidum* are said by Humboldt to be substituted, in South America, for Tobacco. *N. G. and Sp.* 2. 178.

GENERA.

§ 1. PoLYGONEiE.Bent.	Oxyria, Hill.	Polygonella, Mich.	Oxygonum, Burch.
Kcenigia, L.	Rheum, L.	Tragopyrum, M. Bieb.	(30)
Rumex, L.	Podopterus, H. B.	Ceratogonum, Meisn.	Espinosa, Lag.
<i>Acetosa</i> , Moench.	Triplaris, L.	Polygonum, L.	§ 2. ERIOGONEJE,
<i>Lapathum</i> , Moench.	<i>Blochmannia</i> , Weig.	Fagopyrum, Gaertn.	Benth.
Centropodium,	Coccoloba, L.	Calliphysa, F. et M.	Eriogonum, Michx.
Burch. (29);	Brünnichia, Banks.	Calligonum, L.	Chorizantho, R. Br.
Emex, Neck.	<i>Rajana</i> , Walt.	<i>Pallatia</i> , L.	Mucronea, Benth.
<i>Fibo</i> , Moench.	Atraphaxis, L.	<i>Pterococcus</i> , Päll.	
	<i>Antinoron</i> , Raf.		

ALLIANCE III. *PETIVERIALES*.

ESSENTIAL CHARACTER. *Albumen* absent. *Cotyledons* spiral.

ORDER CLIX. PETIVERIACEJE.

PETIVERIE/E, *Agardh Classes*, (1825).—PETIVERIACEA, *Link Handb.* 1. 392. (1829).

ESSENTIAL CHARACTER.—*Calyx* of several distinct leaves. *Stamens* perigynous, either indefinite, or, if equal to the segments of the calyx, alternate with them. *Ovary* superior, 1-celled; *styles* 3 or more; *stigma* lateral; *ovule* erect. *Fruit* 1-celled, indehiscent, dry. *Seed* erect, without *albumen*; *embryo* straight; *cotyledons* convolute; *radicle* inferior.—*Under-shrubs* or *herbaceous* plants, with an alliaceous odour. *Leaves* alternate, entire, with distinct stipules, often with minute pellucid dots. *Flowers* racemose.

AFFINITIES. Obviously akin both to *Phytolaccaceae* and *Polygonaceae*, with the former of which Brown combines them. They are, however, distinguished from *Phytolaccaceae* by the presence of stipules, and by their straight embryo destitute of albumen, and spiral cotyledons. From *Polygonaceae* they are known by the same characters, and also by the radicle being turned towards the hilum, and the stipules not having the form of ochrese.

GEOGRAPHY. West Indian or tropical American plants; for the *Seguiera asiatica* of Loureiro probably does not belong to the order.

PROPERTIES. Nothing is known of their qualities, except that *Petiveria alliacea* yields a strong smell of garlic.

GENERA.

Petiveria, L.
Seguiera, L.
 † *Villamilla*, R.P.

ALLIANCE IV. *SCLERALES*.

ESSENTIAL CHARACTER.—Tube of the calyx hardened.

ORDER CLX. SCLERANTHACEÆ.

SCLERANTHEJS, *Link Enum.* 417. (1821); *DC. Prodr.* 3. 377. (1828) *of Illecebreæ*,
* *Lindley's Synopsis*, 217. (1829); *Bartl. Ord. Nat.* 300. (1830).

ESSENTIAL CHARACTER.—*Flowers* hermaphrodite. *Calyx* 4- or 5-toothed, with an urccolate tube. *Stamens* from 1 to 10, inserted into the orifice of the tube. *Ovary* simple, superior, 1-seeded. *Styles* 2 or 1, emarginate at the apex. *Fruit* a membranous utricle enclosed within the hardened calyx. *Seed* pendulous from the apex of a funiculus, which arises from the bottom of the cell; *embryo* cylindrical, curved round farinaceous albumen.—*Small herbs*. *Leaves* opposite, without stipules. *Flowers* axillary, sessile.

AFFINITIES. Referred by De Candolle to Illecebreæ, from which they differ in absence of petals and stipules, these plants appear to me to constitute a distinct order, more nearly related to Chenopodiaceæ, from which they chiefly differ in the indurated tube of the calyx, from the orifice of which the stamens proceed, and in the number of the latter often exceeding that of the divisions of the calyx.

GEOGRAPHY. Natives of barren fields in Europe, Asia, and North America, and in sterile places in countries of the southern hemisphere beyond the tropics. A single species is described from Peru.

PROPERTIES. Uninteresting weeds, of no known use.

GENERA.

Mniarum, Forst.	Scleranthus, L.
Ditoca, Banks.	Guilleminia, H. B. K.

ORDER CLXI. NYCTAGINACEÆ.

THE MARVEL OF PERU TRIBE.

NYCTAGINES, *JUSS. Gen.* 90. (1789); *R. Brown Prodr.* 421. (1810); *Bartl. Ord. Nat.* 109. (1830).

ESSENTIAL CHARACTER.—*Calyx* tubular, somewhat coloured, contracted in the middle; its limb entire or toothed, plaited in aestivation; becoming indurated at the base. *Stamens* definite, hypogynous; *anthers* 2-celled. *Ovary* superior, with a single erect ovule; *style* 1; *stigma* 1. *Fruit* a thin utricle, enclosed within the enlarged persistent base of the calyx. *Seed* without its proper integuments, its testa being coherent with the utricle; *embryo* with foliaceous cotyledons, wrapping round floury albumen; *radicle* inferior; *plumula* inconspicuous.—*Stem* either herbaceous, shrubby, or arborescent. *Leaves* opposite, and almost always unequal; sometimes alternate. *Flowers* axillary or terminal, clustered or solitary, having an involucre which is either common or proper, in one piece or in several pieces, sometimes minute.

AFFINITIES. The tubular calyx, the limb of which is plaited in aestivation, and the base of which becomes hardened round the ovary, so that it resembles a woody pericarp, will, if taken with the curved embryo and farinaceous albumen, at all times distinguish Nyctaginaceæ; add to which, the articulations of the stem are tumid, as in Geraniaceæ. Its nearest affinity is perhaps with Polygonaceæ, from which it, however, differs so much that it need not be compared with them.

GEOGRAPHY. Natives of the warmer parts of the world in either hemisphere, scarcely extending far beyond the tropics, except in the case of the *Abronia*s found in North-west America.

PROPERTIES. In consequence of the generally purgative quality of the roots of species of this family, one of them was supposed to have been the tinea

jalap plant, which is, however, now known to be a mistake. See Convolvulaceae. The flowers of several species of *Mirabilis* are handsome, as are those also of some of the *Abronia*s; but the greater part of the order is composed of obscure weeds. The genus *Pisonia* consists of trees or shrubby plants.

GENERA.

Mirabilis, L.	Oxybaphus, L'Herit.	Boldoa, Cav.	Buginvillea, Commers.
Nyctago, Juss.	Calyxhymenia, R.P.	Salpianthus, H.B.K.	Torreyia, Spreng.
Tricratus, L'Herit.	Vitmannia, Turr.	Reichenbachia, Spreng.	Oxia, Lour.
Abronia, Juss.	Allionia, L.	Boerhaavia, L. _y	Nexea, R. P. ?
Trichya, Cav.	Calymentia, Nutt.	Pisonia, L.*	Okenia, Schlecht.
		Calpidia, Pet. Thou.	Epilithes, Bl.
			Mitscherlichia, Kth.

ALLIANCE V. COCCULALES.

ESSENTIAL CHARACTER.—*Albumen* present. *Flowers* formed upon a ternary plan, with the divisions of the calyx in two rows.

It is usual to refer the species of this alliance to Polypetalae, because the calyx has its segments in two series; and it cannot be denied that, if paper-characters are alone to be consulted, this ought to be the proper course. But if we compare Coccuales with the orders with which they are thus associated, we cannot find one other important circumstance of agreement. It is usual to station them near Berberaceae, or Anonaceae; but what their affinity really is with such orders it is difficult to conceive, even if we admit their relationship to Schizandreae. But if we look at them with an unprejudiced eye, we cannot fail to be struck with their general resemblance to Smilacaceae among Endogens, differing in little except their dicotyledonous, more highly developed, embryo, and exogenous stem. In the next place, their floral envelopes, although in two rows, and therefore technically composed of both calyx and corolla, agree altogether with the biseriate calyx of some Polygonaceae, such as *Rumex*. Thirdly, the absence of zones from the wood assimilates them to Columnnosae. In short, look at these plants in what way we will, their relation seems to be in all important particulars with Imperfectae. I, therefore, station them here at the peril of offending all the prejudices that have been gradually growing up since the appearance of the *Genera plantarum* of Jussieu in 1789.

ORDER CLXII. MENISPERMACEAE. THE COCCULUS TKIBE.

MENISPERMEA, *JUSS. Gen.* 284. (1789); *DC. Syst.* 1. 508. (1818).—MENISPERMACEJE, *DC. Prodr.* 1. 95. (1824); *Wight and Arnott. Prodr. Fl. Penins. Ind.* 1.11. (1834).

ESSENTIAL CHARACTER.—*Mowers* (by abortion ?) unisexual, usually dioecious and very small. *Sepals* in one or several rows, each of which is composed of either 3 or 4 parts, hypogynous, deciduous. *Stamens* monadelphous, or occasionally distinct, sometimes opposite the inner sepals and equal to them in number, sometimes 3 or 4 times as many. *Anthems* adnate, turned outwards or proceeding immediately from the point of the filament. *Ovaries* sometimes numerous, each with one style, cohering slightly at the base, sometimes completely soldered together into a many-celled body, which is occasionally in consequence of abortion 1-celled. *Drupe*s usually berried, 1-seeded, oblique or lunate, compressed. *Seed* of the same shape as the fruit; *embryo* curved, or turned in the direction of the circumference; *cotyledons* flat, sometimes lying face to face, sometimes distant from each

other and lying in separate cells of the albumen, which is thin or fleshy, rarely none; *radicle* superior, but its position is sometimes obscured by the curvature of the seed.—*Shrubs*, with a flexible tough tissue, and sarmentaceous habit. *Leaves* alternate, entire or occasionally divided, mucronate. *Flowers* small, usually racemose.

AFFINITIES. Having already explained my own views as to this order, I may here mention those of other Botanists. Some Anonaceae agree with it in having a twining habit, and the whole resemble them in the ternary division of their flowers; De Candolle points out a resemblance with Sterculiaceae, consisting in the monadelphous stamens and peltate leaves; according to Aug. de St. Hilaire, this order is related to Euphorbiaceae through Phyllanthus, the male flowers of which are in certain species absolutely the same as those of Cissampelos. It is also thought to approach Malvaceae by those genera which, like Caperonia, have stipulate leaves, and distinct caducous petals separated from the calyx by the gynophore. *FL Bras.* 59.

The position of the seed is altered materially from that of the ovule in the progress of the growth of the fruit. According to Aug. de St. Hilaire, the ovule of Cissampelos is attached to the middle of the side of a straight ovary, which after fecundation gradually incurves its apex until the style touches the base of the pericarp, when the two surfaces being thus brought into contact unite, and a drupe is formed, the seed of which is curved like a horse-shoe, and the cavity of which is divided by a spurious incomplete dissepiment, consisting of two plates: the attachment of the seed is at the top of the false dissepiment, on each side of which it extends equally. *PL Usuelles*, no. 35. The whole order requires careful revision by means of living plants, and is well worth the especial attention of some Indian botanist.

GEOGRAPHY. The whole of this order consists of fewer than a hundred species, which are common in the tropics of Asia and America, but uncommon out of those latitudes: all Africa contains but 5, North America 6, and Siberia 1. The species are universally found in woods, twining round other plants.

PROPERTIES. The root of several species is bitter and tonic, and the seeds of some of them narcotic. The root of *Menispermum palmatum*, *Lam.* or the Calumbo root, is esteemed highly on account of its powerful antiseptic, tonic, and astringent properties. See *Bot. Mag. fol* 2970. *Menispermum cordifolium* of Willd. called *Gulanha* in Bengal, is used extensively in a variety of diseases by the native practitioners of India, especially in such as are attended by febrile symptoms not of a high inflammatory kind, and in fevers of debility: the parts used are the root, stems, and leaves, from which a decoction called *Pdchana* is prepared. A sort of extract called *Pálo* is obtained from the stem, and is considered an excellent remedy in urinary affections and gonorrhoea. *Trans. M. & P. Soc. Calc.* 3. 298, *Cocculus platyphylla* is used by the Brazilians in intermittent fevers and liver complaints. Its properties, like those of *Cocculus cinerascens*, are highly esteemed, and appear to be due to the presence of a bitter and tonic principle. Similar qualities are found in *Cocculus peltatus*, *crispus*, and *Fibraurea* by the Malays. *Royle.* In the seed of *Cocculus suberosus* a bitter crystallisable poisonous principle has been detected, called *microtoxia*. *PL Usuelles*, 42. The root of *Cocculus Bakis* is very bitter and diuretic; it is used in Senegal against intermittent fevers, &c. *Fl. Seneg.* 1. 13. The roots of the *Orelha de Onça* of Brazil, *Cissampelos ovalifolia*, are bitter, and their decoction is employed with success in intermittent fevers. *PL Usuelles*, no. 34. *Cissampelos ebracteata*, also called *Orelha de Onça*, is reputed an antidote to the bite of serpents. *Ibid.* no. 35. The root of *Cissampelos pareira* and *Abuta amara* is both diuretic and aperient, and known under the name of *Pareira brava*. *DC.* The *Abuta candicans* of Cayenne, where it is known by the name of *Liane amère*, is extremely bitter. *Ibid.* The

drug called in the shops *Cocculus indicus* is the seed of *Menispermum Cocculus*, and is well known for its narcotic properties, especially in poisoning fishes. Nevertheless, according to De Candolle, the berries of *Menispermum edule*, *Lam.* are eaten with impunity in Egypt; but they are acrid, and a very intoxicating liquor is obtained from them by distillation. Royle also states that the fruit of several is eatable. The bitter poisonous principle of *Cocculus indicus* is the above-mentioned vegetable alkali, *picrotoxia*. It has been supposed that a peculiar acid, called the *menispermic*, also existed in the same plant; but this is now known to have been merely a mixture of sulphuric and oxalic acids. *Turner*, 653. Forskahl states that from the berries of *Cocculus cebatha*, although acrid, a spirit is distilled in Arabia called *Khumr-ool-majnoon*; Royle adds that he found the root of *Cissampelos obtecta* used for the same purpose in Gurhwahl. *Illustrations*, 62.

GENERA.

Spirospermum, Pt.Th.	<i>Fibraurea</i> , Lour.	<i>Cissampelos</i> , L.	<i>Natsiatum</i> , Roxb.
Braunea, Willd.	<i>Limacia</i> , Lour.	<i>Stephania</i> , Lour.	_____
Anamirta, Colebr.	<i>Androphylax</i> , Vfond.	<i>Clypea</i> , Blume.	Iodes, Blume.
Clypea, W. ef A.	<i>JVendlandia</i> , Willd.	<i>Menispermum</i> , L.	Coscinium, Colebr.
Cocculus, DC.	<i>Epibaterium</i> , Forst.	<i>Abuta</i> , Aubl.	<i>Tiliacora</i> , Colebr.
<i>Chondodendron</i> , R.P.	<i>Nephroia</i> , Lour.	<i>Trichoa</i> , Pers.	<i>Meniscosta</i> , Blume.
<i>Cebatha</i> , Forsk.	<i>Bagalatta</i> , Roxb.	<i>Batschia</i> , Thunb.	<i>Agdestis</i> , MOQ. Sess.
<i>Leceba</i> , Forsk.	<i>Pseliumr</i> , Lour.	<i>Phytocrene</i> , Wall.	<i>Meborea</i> , Aubl.
	<i>Gynostemma</i> , Blume.		<i>Rhopium</i> , Schreb.
			<i>Tephranthus</i> , Neck.

SUB-ORDER ? LARDIZABALEJE.

LARDIZABALEJE, § of *Menispermaceae*, *DC. Prodr.* 1. 95. (1824); *Bartl. Ord. Nat.* 343. (1830).

Many-seeded carpels and compound leaves are assigned to these plants by De Candolle; otherwise they are said to accord with *Menispermaceae*. I am myself unacquainted with the genera; but I learn from Mr. Arnott that Dr. Brown, the highest of all authorities in these matters, considers them distinct from *Menispermaceae*.

GENERA.

Lardizabala, R. et P.	<i>Stauntonia</i> , DC.	<i>Burasaia</i> , Thouars.
	<i>HollbWia</i> , Wall.	

SUB-CLASS II. MONOPETAL.E.

ESSENTIAL CHARACTER.—*Petals* combined in a monopetalous corolla.

If it were not for the frequent occurrence of what are called gamopetalous plants among *Polypetalae*, that is of plants whose petals cohere more or less into a tube, this sub-class would have very nearly definite limits; for such exceptions as *Glaux* in *Primulaceae*, which is apetalous, and *Elliottia*, &c. in *Ericaceae*, which are polypetalous, are unimportant. But with regard to the gamopetalous genera of polypetalous orders, as *Correa* in *Rutaceae*, *Stackhousiaceae*, *Fouquieriaceae*, and others without end, the only method of recognizing them is to see if the petals cannot be easily separated, or if they do not separate spontaneously by the base at least, or if the pistil is not apocarpous. As to the affinities of *Monopetalae*, they are extremely various. *Stellatae* touch

Umbelliferae; Eriaceae border closely upon Celastraceae through Cyrilla; Aquifoliaceae have a similar relation; Ebenaceae almost touch Guttiferae, &c. &c. They may also be said to approach Incompositae by way of Solanaceae and Nyctaginaceae, while Salvadoraceae join Chenopodiaceae by way of Galenia.

Upon attentively considering the orders of which this sub-class consists, it is at once obvious that there is a cluster of plants with the ovary either originally split, or finally splitting into little nuts, as in Labiate in the first instance, and Verbenaceae in the last. These naturally separate from the remainder and may be designated the *Nucamentaceous* group; all the orders belonging to this group have an ovary constructed upon a bicarpellary type. Agreeing with these in the latter circumstance, but disagreeing in their fruit being nucamentaceous; having, on the contrary, a capsular fruit with a manifest central placenta, some with regular, some with irregular, flowers, is another set of orders to which the name *Dicarposa* may be applied. Thirdly, we have a very large number of plants, the fruit of which is usually inferior, belonging to orders, a part of which have the ovary constructed with one carpel, and another part with two or more carpels; these facts give us two more groups, the Epigynous and the Aggregose, the former usually having the flowers loosely arranged, the latter in dense round heads. Finally, the remainder of the orders of Monopetalous Dicotyledons form a fifth natural assemblage, essentially distinguished by having more carpels than two, symmetrical flowers, and a superior ovary. To these the name of Polycarpous may be conveniently applied. Hence the groups are—

1. *Polycarpous* Flowers hypogynous. Carpels more than 2.
2. *Epigynous* Flowers epigynous. Carpels 2 or more.
3. *Aggregose* Carpels single.
4. *Nucamentaceous* Fruit consisting of several (usually 4) lobes, which are either originally distinct, or separate from each other when ripe, without any trace of a central placenta.
5. *Dicarpous* Fruit bicarpellary, capsular.

The two last groups might be arranged upon a different plan, making one of them comprehend all the regular, and the other the irregular, dicarpellary orders; but the arguments of Mr. Bentham have persuaded me to abandon the former in favour of that which is now proposed.

GROUP I. *Polycarpous*.

ESSENTIAL CHARACTER.—*Ovary* superior, consisting of several carpels, either combined or distinct; if inferior, then the anthers opening by pores.

The orders here combined are very much more closely allied to each other than to any others in the Monopetalous sub-class. The twining Volvales, indeed, seem at first sight to differ materially from the remainder; but they are plainly connected with the first three alliances by means of the shrubby species of themselves and of Nolanaceae. Vaccinaceae offer an exception to the usual character of the group, in consequence of their ovary being inferior; by that circumstance they are verbally referred to Epigynous; but all their affinities are here, and their anthers opening by pores will shew the student how to recognize them. Many Ericaceae approach Rutaceae, and some of them Celastraceae. Myrsinaceae are almost brought in contact with Rham-

nacese through Choripetalum. Primulaceae touch closely upon Solanaceae, from which, however, they are known, independently of all other circumstances, by their stamens opposite the segments of the corolla.

ALLIANCE I. BREXIALES.

ESSENTIAL CHARACTER.—*Albumen* absent. *Carpels* 5. Sterile *stamens* between the fertile ones. *Seeds* indefinite.

ORDER CLXIII. BREXIACEÆ.

BREXIACEÆ, *Ed. Prior. No. 95.* (1830) ; *Arnott in Edinb. Encycl. 104* (1832) ; *Martii Conspectus, No. 297.* (1835).

ESSENTIAL CHARACTER.—*Calyx* inferior, small, persistent, 5-parted; aestivation imbricated. *Petals* 5, hypogynous, imbricated in aestivation. *Stamens* 5, hypogynous, alternate with the petals, arising from a narrow cup, which is toothed between each stamen; *anthers* oval, innate, 2-celled, bursting longitudinally, fleshy at the apex; *pollen* triangular, cohering by means of fine threads. *Ovary* superior, 5-celled, with numerous ovules attached in two rows to placentae in the axis; *style* 1, continuous; *stigma* simple. *Fruit* drupaceous, 5-celled, many-seeded. *Seeds* indefinite, attached to the axis, with a double integument, the inner of which is membranous; *albumen*, 0; *cotyledons* ovate, obtuse; *radicle* cylindrical, centripetal.—*Trees*, with nearly simple trunks. *Leaves* coriaceous, alternate, simple, not dotted, with deciduous minute stipules. *Flowers* green, in axillary umbels, surrounded by bracts on the outside.

AFFINITIES. The solitary genus upon which this order is founded does not exhibit any very obvious affinities, for which reason it is probable that other genera remain to be discovered which will establish the connexion that is at present wanting. Its habit is that of some Myrsinaceae, especially of Theophrasta, from which it differs in being polypetalous, in the stamens being alternate with the petals, and in many other circumstances. With Rhamnaceae and Celastraceae its relation is no doubt strong, but its stamens are hypogynous, not perigynous, and its seeds indefinite. Some resemblance may be traced between it and Anacardiaceae, especially in the resinous appearances visible upon the young shoots, and also in habit; but its fructification is entirely at variance with that order. With Pittosporaceae it agrees in its hypogynous definite stamens, its polyspermous fruit, its alternate undivided leaves, and habit; but it disagrees in a number of important particulars. I once thought it approached more nearly to Celastraceae than to any other order; but its relationship to Theophrasta seems so great that I am unwilling to remove it from the vicinity of Primulales, especially as it is so much a character of the Polycarpous group to separate the petals. The fruit is well described by Wallich in the *Flora Indica*.

GEOGRAPHY. Madagascar trees.

PROPERTIES. Unknown.

GENUS.

Brexia, Thouars.
Venana, Law.

ALLIANCE II. *ERICALES*.

ESSENTIAL CHARACTER.—*Anthers* opening by pores, hard and dry, often with appendages. *Carpels* from 4 to 5, or more.

The worst of this character is, that *Monotropaceae* do not open their anthers by pores; their evident relationship to the other orders renders it, however, necessary to keep them here.

ORDER CLXIV. *PYROLACEÆ*. THE WINTER GREEN TRIBE.

PYROLEJE, *Lindl. Coll. Bot. t. 5. (1821) ; Synops. 175. (1829).*

ESSENTIAL CHARACTER.—*Calyx* 5-leaved, persistent, inferior. *Corolla* monopetalous, hypogynous, regular, deciduous, 4- or 5-toothed, with an imbricated estivation. *Stamens* hypogynous, twice as numerous as the divisions of the corolla; *anthers* 2-celled, opening by pores. *Ovary* superior, 4- or 5-celled, many-seeded, with a hypogynous disk; *style* 1, declinate; *stigma* slightly indusiate. *Fruit* capsular, 4- or 5-celled, dehiscent, with central placentae. *Seeds* indefinite, minute, winged; *embryo* minute, at the base of a fleshy albumen.—*Herbaceous* plants, rarely *under-shrubs*. *Stems* round, raked; in the frutescent species leafy. *Leaves* simple, entire or toothed. *Flowers* in terminal racemes, or solitary.

AFFINITIES. The habit of these plants is so different from that of *Ericaceae* that I cannot hesitate to separate them, especially as their winged seeds, with a minute embryo, and declinate styles, are real marks of difference. *Pyrola* (*Cladothamnus* ?) *fruticosa* forms a passage to *Ericaceae*, and *P. aphylla* to *Monotropaceae*. A sort of approach to the indusiate stigma of *Goodeniaceae* occurs in that of *P. aphylla* and others.

GEOGRAPHY. Natives of Europe, North America, and the northern parts of Asia, in fir woods, or in similar situations.

PROPERTIES. *Chimaphila umbellata* is a most active diuretic; it is also found to possess valuable tonic properties. The leaves, applied to the skin, act as slight vesicatories. It is remarkable enough that *C. maculata*, a very closely allied species, should be asserted by American practitioners to be wholly inert. See *Barton*, 1. 28.

GENUS.

Pyrola, L.

Chimaphila, Ph.

Moneses, Salisb.

Galax, L.

Chimaza, R. Br.

Cladothamnus, Bong.

Blandfordia, Andr.

ORDER CLXV. *MONOTROPACEÆ*.

MONOTROPEJS, *Nutt. Gen. 1. 272. (1818) ; DC. et Duby. 319. (1828).*

ESSENTIAL CHARACTER.—In all things the same as *Pyrolaceae*, except; *style* straight; *anthers* bursting longitudinally; *embryo* minute, at the apex of fleshy albumen; *stems* leafless, or nearly so, but covered with fleshy scales.—*Parasitical* plants.

AFFINITIES. The dehiscence of the anthers separates these from *Pyrolaceae*, as well as their leafless, scaly, and parasitical habit; besides which, it would appear that there is a difference in the position of the embryo, that organ being at the apex of the albumen in *Monotropaceae*, and at its base in *Pyrolaceae*. *Tolmiea* forms a transition from these to *Pyrolaceae*, and *P. aphylla* back again.

GEOGRAPHY. Natives of Europe, Asia and North America, in cool places, especially in fir woods.

PROPERTIES. Unknown.

GENERA.

Tolmiea, Hooker.	Pterospora, Nutt.
Hypopithys, Dill.	Schweinitzia, Elliot.
Monotropa, L.	

ORDER CLXVI. ERICACEAE. THE HEATH TRIBE.

ERICA, *JUSS. Gen.* 159. (1789). — ERICEA, *R. Brown Prodr.* 557. (1810); *Lindl. Synops.* 172. (1829). — RHODODENDRA, *JUSS. Gen.* 158. (1789). — ERICINEJE, *Desv. Journ. Bot.* 28. (1813); *Don in Edinb. Phil. Journal*, p. 150. (1834); *Klotzsch in Linnaea*, vol. 9. 67. *Litt.* (1835).—RHODORACEJE and ERICACEJE, *DC. Fl. Fr.* 3. 671. and 675. (1815).

ESSENTIAL CHARACTER.—*Calyx* 4- or 5-cleft, nearly equal, inferior, persistent. *Corolla* hypogynous, monopetalous, 4- or 5-cleft, occasionally separable into 4 or 5 pieces, regular or irregular, often withering, with an imbricated aestivation. *Stamens* definite, equal in number to the segments of the corolla, or twice as many, hypogynous, or scarcely inserted into the base of the corolla; *anthers* 2-celled, the cells hard and dry, separate either at the apex or base, where they are furnished with some kind of appendage, and dehiscing by a pore. *Ovary* surrounded at the base by a disk, or secreting scales, many-celled, many-seeded; *style* 1, straight; *stigma* 1, undivided or toothed, or 3-cleft. *Fruit* capsular, many-celled, with central placentae; *dehiscence* various. *Seeds* indefinite, minute; *testa* firmly adhering to the nucleus; *embryo* cylindrical, in the axis of fleshy albumen; *radicle* opposite the *hilum*.—*Shrubs* or *under-shrubs*. *Leaves* evergreen, rigid, entire, whorled, or opposite, without stipules. *Inflorescence* variable, the pedicels generally bracteate.

AFFINITIES. Formerly separated into two orders by Jussieu, who distinguished *Ericaceae* and *Rhodoraceae* by the dehiscence of their capsule; a character which is not now esteemed of ordinal importance, and which is consequently abandoned. The order differs from *Vaccinaceae* and *Campanulaceae* in the superior ovary, from *Epacridaceae* in the structure of the anthers, from *Pyrolaceae* and *Monotropaceae* in the structure of the seeds and in habit, and from all the orders of which *Scrophulariaceae* and *Gentianaceae* may be considered the representatives, in the number of cells of the ovary agreeing with the lobes of the calyx and corolla. An unexpected transition to *Campanulaceae* is furnished by the curious genus *Calysphyrum*. The order has been remodelled by Don, but not upon satisfactory grounds, according to Klotzsch, who criticises the arrangement of the former Botanist with extreme severity. I do not pretend to judge between these two authors, but until the order has been carefully revised I prefer adopting the views of Klotzsch, who is evidently well acquainted with his subject.

GEOGRAPHY. Most abundant at the Cape of Good Hope, where immense tracts are covered with the species; common in Europe and North and South America, both within and without the tropics; less common in northern Asia and India, and almost unknown in Australasia, where their place is supplied by *Epacridaceae*.

PROPERTIES. Their general qualities are, to be astringent and diuretic; *Azalea procumbens*, *Rhododendron ferrugineum* and *chrysanthemum*, and *Ledum palustre*, being examples of the former, and *Arctostaphylos Uva Ursi* of the latter. This, De Candolle observes, has been confounded with *Vaccinium Vitis Idea* by some practitioners, but most improperly, the chemical composition of the two plants being extremely different. See *Essai Méd.* 194. An infusion of the leaves of *Uva Ursi* has been employed with success in cases of gonorrhoea of long standing. *Ibid.* The berries of the succulent-fruited kinds are usually grateful, and sometimes used as food. *Gaultheria procumbens* and *Shallon*, *Arctostaphylos alpina*, and *Brosssea coccinea*, are examples

of this. In the island of Corsica an agreeable wine is said to be prepared from the berries of *Arbutus Unedo*. *Ed. P. J.* 2. 199. *Gaultheria procumbens* possesses stimulating and anodyne properties. In North America an infusion of it is used as tea. *Barton*, 1. 178. An infusion of the berries in brandy is taken in small quantities, in the same way as common bitters. *Ibid.* The fruit of *Arbutus Unedo*, taken in two great quantity, is said to be 'narcotic, and a similar quality no doubt exists in several other plants of the order; *Ledum palustre* renders beer heady, when used in the manufacture of that beverage; *Rhododendron ponticum* and *maximum*, *Kalmia latifolia*, and some others, are well known to be venomous. The honey which poisoned some of the soldiers in the retreat of the ten thousand through Pontus was gathered by bees from the flowers of *Azalea pontica*. The shoots of *Andromeda ovalifolia* poison goats in Nipal. *Don Prodr.* 149. It is stated by Dr. Horsfield that a very volatile heating oil, with a peculiar odour, used by the Javanese in rheumatic affections, is obtained from a species of *Andromeda*. *Ainslie*, 2. 107. The flowers of *Rhododendron arboreum* are eaten by the hill people of India; and are formed into a jelly by European visitors. The ferruginous leaves of *Rhododendron pampanulatum* are used as snuff by the natives of India, as we are informed b/ De Candolle, is in the United States the brown dust that adheres to the petioles of *Kalmias* and *Rhododendrons*. *Route's Illustr.* 259.

GENERA.*

§ 1. ERICEA, D. Don.	<i>Syringodea</i> , Don.	<i>Bruckenthalia</i> , Rchb.	§ 3. RHODOREA, Don.
<i>Erica</i> , L.	<i>Ectasis</i> , Don.	<i>Menziesia</i> , Sm.	<i>Rhodothamnus</i> , Rchb.
* <i>Pachysa</i> , Don.	<i>Octopera</i> , Don.	<i>Daboecia</i> , Don.	<i>Rhododendron</i> , L.
* <i>Ceramia</i> , Don.	<i>Eremia</i> , Don.	<i>Candollea</i> , Baumg.	<i>Rhodora</i> , L.
* <i>Desmia</i> , Don.	<i>Salaxis</i> , Salisb.	<i>Enkianthus</i> , Lour.	<i>Anthodendron</i> , Rchh.
* <i>Eurylepis</i> , Don.	<i>Philippia</i> , Klotzch.	<i>Melodora</i> , Salisb.	<i>Azalea</i> , L.
* <i>Eurystegia</i> , Don.	<i>Salaxis</i> , W.	<i>Arbutus</i> , L.	<i>Vireya</i> , Bl.
* <i>Lophandra</i> , Don.	<i>Calluna</i> , Salisb.	<i>Aretostaphylos</i> , Tourn.	<i>Bejaria</i> , Mutis.
* <i>Dasyanthes</i> , Don.	§ 2. ANDROMEDEJE,	<i>Pernettya</i> , Gaud.	<i>Acunna</i> , R. P.
<i>Thoracosperma</i> , Klotz,	Don.	<i>Agarista</i> , Don.	<i>Hymenanthus</i> , Bl.
<i>Gypsocallis</i> , Salisb.	<i>Andromeda</i> , L.	<i>Diplecosia</i> , Bl.	<i>Kalmia</i> , L.
¹ <i>Lamprotis</i> , Don.	* <i>Cassandra</i> , Don.	<i>Gaultheria</i> , L.	<i>Chamzedon</i> , Lk.
<i>Blaeria</i> , L.	* <i>Zenobia</i> , Don.	<i>Epigaea</i> , L.	<i>Loiseleuria</i> , Desv.
<i>Sympieza</i> , Lichst.	* <i>Leucothoe</i> , Don.	<i>Phalerocarpus</i> , Don.	<i>Leiophyllum</i> , Pers.
<i>Nabea</i> , Lehm.	* <i>Pieris</i> , Don.	<i>Clethra</i> , L.	<i>Ammyrsine</i> , Ph.
<i>Callista</i> , Don.	<i>Cassiope</i> , Don.	<i>Elliottia</i> , Nutt.	<i>Fischera</i> , Swz.
<i>Euryloma</i> , Don.	<i>Lyonia</i> , Nutt.		<i>Ledum</i> , L.
<i>Chona</i> , Don.	<i>Bryanthus</i> , Gmel.		<hr/>
	<i>Phyllodoce</i> , Don.		<i>Pickeringia</i> , Nutt.

ORDER CLXVII. VACCINACEÆ. THE BILBERRY TRIBE.

VACCINIEJR, *DC. TkSor. Etm.* 21G. (1813); *DC. and Duby*, 315. (1818); *Lindl. Synops.* 134. (1829).

ESSENTIAL CHARACTER. — *Calyx* superior, entire, or with from 4 to 6 lobes. *Corolla* monopetalous, lobed as often as the calyx. *Stamens* distinct, double the number of the lobes of the corolla, inserted into an epigynous disk; *anthers* with 2 horns and 2 *ells_f bursting by pores. *Ovary* inferior, 4- or 5-celled, 1 or many-seeded; *style* simple; *stigma* simple. *Berry* crowned by the persistent limb of the calyx, succulent, 4- or 5-celled; cells 1- or many-seeded. *Seeds* minute; *embryo* straight, in the axis of a fleshy albumen; *cotyledons* very short; *radicle* long, inferior.—*Shrubs*, with alternate coriaceous leaves.

In this list the names with an asterisk are probably to be considered as mere sections of the genus which they follow.

AFFINITIES. Formerly combined with Ericaceae, from which the order differs in its inferior ovary and succulent fruit. It is confounded by Achille Richard with Escalloniaceae, which are essentially distinguished by their flowers being polypetalous, the anthers bursting lengthwise, &c. &c. &c. Myrtaceae are obviously separated by being polypetalous, by the leaves being opposite and marked with transparent dots, &c.

GEOGRAPHY. Natives of North America, where they are found in great abundance as far as high northern latitudes; sparingly in Europe; and not uncommonly on high land in the Sandwich Islands.

PROPERTIES. Much the same as those of Ericaceae: their bark and leaves are astringent, slightly tonic, and stimulating. The berries of many are eaten, under the names of Cranberry, Bilberry, Whortleberry, &c. Several species are choice subjects of the gardener's care.

GENERA.

Vaccinium, L.	Thibaudia, Pav.	Cavendishia, Lindl.
Oxycoccus, Pers.	<i>Cavinium</i> , Thouars.	Symphysia, Presl.
Gaylussacia, H. B. K.	<i>Agapetes</i> , Don.	Sphyrospermum, P. et
<i>Lussacia</i> , Spr.	Ceratostema, Juss.	Endl.

ORDER CLXVIII. EPACRIDACEJE.

EPACRIDEJE, *R. Brown Prodr.* 635. (1810); *Link Handb.* 1. 601. (1829), a § o/Ericaceae.

ESSENTIAL CHARACTER.—*Calyx* 5-parted (very seldom 4-parted; often coloured, persistent. *Corolla* hypogynous, monopetalous, either deciduous or withering, sometimes capable of being separated into 5 pieces, its limb with 5 (rarely 4) equal divisions, sometimes, in consequence of the cohesion of the segments, bursting transversely; the aestivation valvular or imbricated. *Stamens* equal in number to the segments of the corolla, and alternate with them; very seldom fewer in number. *Filaments* arising from the corolla, or hypogynous. *Anthers* simple, with a single receptacle of pollen, which forms a complete partition sometimes having a border; undivided, opening longitudinally. *Pollen* either nearly round or formed of 3 connate grains. *Ovary* sessile, usually surrounded at the base with 5 distinct or connate scales; with several, rarely a single, cell; *ovules* solitary or indefinite; *style* 1; *stigma* simple, or occasionally toothed. *Fruit* drupaceous, baccate, or capsular. *Seeds* with albumen. *Embryo* taper, straight, in the axis, more than half as long as the albumen.—*Shrubs* or *small trees*, their hair, when present, being simple. *Leaves* alternate, very rarely opposite, entire or occasionally serrated, usually stalked; their bases sometimes dilated, cucullate, overlapping each other and half sheathing the stem. *Flowers* white or purple, seldom blue, either in spikes or terminal racemes, or solitary and axillary; the calyx or pedicels with 2 or several bracts, which are usually of the same texture as the calyx.

AFFINITIES. This order differs from Ericaceae solely in the structure of the anther; but that organ being one of the principal features of Ericaceae, any material deviation from it acquires a peculiar degree of consequence. In Ericaceae the anther consists of 2 cells, usually furnished with peculiar appendages; in Epacridaceae is simply 1-celled, with no appendages whatever. The order like both the last is remarkable for containing species with both definite and indefinite seeds.

GEOGRAPHY. All natives of the Indian archipelago, or Australasia, or Polynesia, where they abound as Heaths do at the Cape of Good Hope. It is remarkable that only 1 or 2 of the Heath tribe are found in the countries occupied by Epacridaceae.

PROPERTIES. The fruit of *Lissanthe sapida*, called the Australian cranberry, is eatable. Chiefly remarkable for the great beauty of the flowers of many species.

GENERA.

> 1. STYPHELLIJE, Bartl.	Lissanthe, R. Br.	§ 2. EPACRIDEA,	Sprengelia, Sm.
Styphelia, Sm.	<i>Perojoa</i> , Cav.	Epacris, Forst.	<i>Poiretia</i> , Cav.
Astroloma, R. Br.	Monotoca, R. Br.	Lysinema, R. Br.	Cystanthe, R. Br.
<i>Ventenatia</i> , Cav.	Acrotliche, R. Br.	Prionotes, R. Br.	Pilitis, (31).
Stenauthera, R. Brj	Trochocarpa, R. Br.	Cosmelia, R. Br.	Richea, R. Br.
Melichrus, R. Br.	Decaspora, R. Br.	Andersonia, R. Br.	Dracophyllum, La Bill.
Cyathodes, La Bill.		Ponceletia, R. Br.	Sphenotoma, R. Br.

ALLIANCE III. PRIMULALES.

ESSENTIAL CHARACTER.—*Anthers* bursting longitudinally, without any kind of appendage. *Carpels* 4-5, very often with their dissepiments absorbed.

ORDER CLXIX. PRIMULACEÏE. THE PRIMROSE TRIBE.

LYSIMACHIJE, Jim. *Gen.* 95. (1789).—PRIMULACE*, *Vent. Tabl.* 2. 285. (1799); *R. Brown Prodr.* 427. (1810) ; *Lindl. Synops.* 182. (1829).

ESSENTIAL CHARACTER.—*Calyx* divided, 5-cleft, seldom 4-cleft, inferior, regular, persistent. *Corolla* monopetalous, hypogynous, regular; the *limb* 5-cleft, seldom 4-cleft. *Stamens* inserted upon the corolla, equal in number to its segments, and opposite them ! *Ovary* 1-celled; *style* 1; *stigma* capitate. *Capsule* opening with valves; *placenta* central, distinct. *Seeds* numerous, peltate; *embryo* included within fleshy albumen, and lying across the hilum; *radicle* with no determinate direction.—*Herbaceous* plants. *Leaves* usually opposite, either whorled or scattered. *R. Br.*

ANOMALIES. *Samolus* has the ovary half inferior, and 5 sterile stamens, in addition to the 5 fertile ones. *Glaux* is apetalous.

AFFINITIES. Nearly allied to all the regular monopetalous orders with capsular superior fruit, especially to Solanaceae and Ericaceae, from both which, and all others, they are readily known by the stamens being placed opposite the segments of the corolla, and not alternate with them. In this respect they agree with Myrsinaceae, which differ principally in their fleshy fruit and arborescent habit. Another character of Primulacera is to have the embryo lying across the hilum within the albumen, so that the radicle is presented neither to the umbilicus nor to one extremity, but to one side. *Trientalis* differs a little in its somewhat succulent fruit. *Glaux*, an apetalous genus is, and I think correctly, placed here ; but, according to Don (*Jameson's Journal*, Jan. 1830, p. 166.), it should be referred to Plantaginaceae, "where it will form the connecting link between that family and Primulaceae."

GEOGRAPHY. Common in the northern and colder parts of the globe, growing in marshes, hedges, and groves, by fountains and rivulets, and even among the snow of cloud-capped mountains. The genus *Douglasia* was found by the traveller whose name it bears, blossoming while covered with snow, on the Rocky Mountains of America, They are uncommon within the tropics, where they usually occupy either the sea shore, or the summits of the most lofty hills.

PROPERTIES. AS beautiful objects of culture, these rank among the most esteemed, both on account of their bright but modest-looking flowers, among the earliest harbingers of spring, and also for the sake of their fragrance. Their sensible properties are feeble. The Cowslip is slightly narcotic, and the root of *Cyclamen* is famous for its acidity; yet this is the principal food of the wild boars of Sicily, whence its common name of Sowbread. *Anagallis* ar-

vensis and coerulea, the *Mouron* of the French, have enjoyed a great reputation as specifics in case of madness; hut their use is discontinued. It appears, however, that *An. arvensis* does really possess highly energetic powers, for Orfila destroyed a dog by making him swallow 3 drachms of the extract. Upon examination it was found to have inflamed the mucous membrane of the stomach.

GENERA.

Cyclamen, L.	Douglasia, Lindl.	Lysimachia, L.	Anagallis, L.
Dodecatheon, L.	Primula, L.	<i>Lerouxia</i> , Merot.	Centunculus, L.
Soldanella, L.	Trientalis, L.	<i>Godinella</i> , Lestib.	Bacopa, Aubl.
Cortusa, L.	Hottonia, L.	Ephemerum, Rchb.	Coris, L.
Androsace, L.	Lubinia, Venten.	<i>Thyrsanthus</i> , Schk.	—————
<i>Aretia</i> , L.	Schwenckia, L.	Euparea, Banks.	Glaux, L.
<i>Andraspis</i> , Duby.	<i>Chatochilus</i> , Vahl.	Jirasekia, Schm.	Samolus, L.
Gregoria, Duby.	Asterolinon, Link.	Naumburgia, Mönch.	<i>Sheffieldia</i> , Forst.

ORDER CLXX. MYRSINACEÆ.

OPHIOSPERMA, *Vent. Jard. Cels.* 86. (1800).—MYRSINEA, *R. Brown Prodr.* 532. (1810).—ARDISIACEJE, *JUSS, Ann. Mus.* XV. 350. (1810); *Bartl. Ord. Nat.* 163. (1830); *Alph. DC. in Linn. Trans.* 17. 100. (1834).—EGICEREJE, *Blume in Ann. Sc. Nor. Ser. II.* 97. (1834).

ESSENTIAL CHARACTER. — *Flowers* hermaphrodite or polygamous, rarely unisexual. *Calyx* 4- or 5-cleft, persistent. *Corolla* monopetalous, hypogynous, 4-5-cleft, equal. *Stamens* 4-5, opposite the segments of the corolla 1 into the bases of which they are inserted; *filaments* distinct, rarely connate, sometimes wanting, sometimes 5 sterile petaloid alternate ones; *anthers* attached by their emarginate base, with 2 cells, dehiscing longitudinally. *Ovary* 1, with a single cell and a free central placenta, in the midst of which is immersed a definite or indefinite number of peltate *ovules*; *style* 1, often very short; *stigma* lobed or undivided. *Fruit* fleshy, mostly 1-seeded, sometimes 2-4-seeded. *Seeds* peltate, with a hollow hilum and a simple integument; *albumen* horny, of the same shape as the seed; *embryo* lying across the hilum, taper, usually curved; *cotyledons* short; *radicle*, if several seeds ripen, inferior. *Plumula* inconspicuous.—*Trees* or *shrubs*. *Leaves* alternate, undivided, serrated or entire, coriaceous, smooth; *stipules* 0; sometimes *under-shrubs*, with opposite or ternate leaves. *Inflorescence* in umbels, corymbs, or panicles, axillary, seldom terminal. *Flowers* small, white or red, often marked with sunken dots or glandular lines.

AFFINITIES. Scarcely different from Primulacese, except in their arbore-scent habit and fleshy fruit; the embryo always lies across the hilum, and the stamens are opposite the lobes of the corolla, as in that order; add to which, the connivence of the anthers in a cone, which is frequent in Primulacere, is common in Myrsinacese also. Brown remarks (1. c), that the order is related to Sapotaceae through Jacquinia, and to Primulaceae through Bladhia. The immersion of the ovules in a fleshy placenta is a peculiar character of this tribe. iEgicereae of Blume differ in nothing except their want of albumen, and, which is probably a consequence of that peculiarity, their embryo germinating in the pericarp, like the Mangroves among which the iEgicereae grow. But it is to be supposed that in a situation among the mud of the sea shore, the dampest that can well exist, the nascent embryo of a plant has no occasion for that supply of food, which in the form of albumen is so often stored up for them under other circumstances. I therefore consider the presence of albumen in iEgiceras to be a special but not an ordinal character in this case, Maesa is to other Myrsinacese what Samolus is to other Primulacese. Mr. Arnott remarks to me **that** in some **genera** he **finds** dots of different shapes mixed as in Samydacese.

GEOGRAPHY. Tropical plants without exception, and common both in India and America; but "no species has been met with in equinoctial Africa, though several exist both at the Cape of Good Hope and in the Canary Islands." *Brown in Congo*, 465.

PROPERTIES. Almost unknown. Generally handsome shrubs, with fine evergreen leaves. Bread is said to be prepared from the pounded seeds of *Theophrasta Jussiaei* in St. Domingo, where it is called Le Petit Coco. *Hamilt. Prodr.* p. 27. A slight degree of pungency exists in the berries of *Embelia Ribes*, and some others; Cathartic properties are ascribed to those of *Erabelia robusta*, *Myrsine bifaria*. *Royle's Illustr.* 265.

GENERA.

§ 1. EGICEREIE, A. DC.	<i>Rapanea</i> , Aubl.	<i>Bladhia</i> , Thunb.	§ 4. THEOPIRASTEIA,
<i>Egiceras</i> , Gaertn.	<i>Caballeria</i> , R. et P.	<i>Pyrgus</i> , Lour.	Bartl.
§ 2. ARDISIEJE, A. DC.	<i>Mangilla</i> , Juss.	<i>Othera</i> , Thunb.	<i>Malaspinaea</i> , Presl.
<i>Wallenia</i> , Swz.	<i>Athurophyllum</i> , LouT.	<i>Embelia</i> , Juss.	<i>Oncinus</i> , Lour.
<i>Weigeltia</i> , A. DC.	<i>Badula</i> , Juss.	<i>Choripetalum</i> , A. DC.	<i>Jacquinia</i> , L.
<i>Conomorpha</i> , A. DC.	<i>Barthesia</i> , Commers.	? <i>Corynocarpus</i> , Forst.	<i>Bonellia</i> , Bert.
<i>Cybianthus</i> , Mart.	<i>Oncostemum</i> , Adr. J.	<i>Samara</i> , L.	<i>Theophrasta</i> , L.
<i>Myrsine</i> , L.	<i>Ardisia</i> , Swz.	§ 3. M/ESEJE, A. DC.	<i>Eresia</i> , Pl.
<i>Romeria</i> , Thunb.	<i>Icacorea</i> , Aubl.	<i>Maesa</i> , Forsk.	<i>Leonia</i> , R. P.
<i>Samara</i> , Swz.	<i>Anguillaria</i> , Gaertn.	<i>Basobotrys</i> , Forst.	<i>Clavija</i> , R. P.
<i>Scleroxylum</i> , W.		<i>Sibonratia</i> , Thoussu's.	

ORDER CLXXI. SAPOTACEIE. THE SAPPODILLA TRIBE.

SAPOTIE, *JUSS. Gen.* 151. (1789).—SAPOTE, *R. Brown Prodr.* 528. (1810).—
SAPOTACEJE, *Endl. Prodr. Norf.* 48. (1833).

ESSENTIAL CHARACTER.—*Flowers* hermaphrodite. *Calyx* divided, regular, persistent. *Corolla* monopetalous, hypogynous, regular, deciduous, its segments usually equal in number to those of the calyx, seldom twice or thrice as many. *Stumens* arising from the corolla, definite, distinct, the fertile ones equal in number to the segments of the calyx, and opposite those segments of the corolla which alternate with the latter, seldom more. *Anthers* usually turned outwards; the sterile stamens as numerous as the fertile ones, with which they alternate, sometimes absent. *Ovary* with several cells, in each of which is 1 erect ovule. *Style* 1. *Stigma* undivided, occasionally lobed. *Fruit* baccate with several 1-seeded cells, or by abortion with only 1. *Seeds* nut-like, sometimes cohering into a several-celled putamen. *Testa* bony, shining, its inner face opaque and softer than the rest. *Embryo* erect, large, white, usually enclosed in fleshy albumen. *Cotyledons*, when albumen is present, foliaceous; when absent, fleshy and sometimes connate. *Radicle* short, straight, or a little curved, turned towards the hilum. *Plumule* inconspicuous.—*Trees* or *shrubs*, chiefly natives of the tropics, and abounding in milky juice. *Leaves* alternate, without stipules, entire, coriaceous. *Inflorescence* axillary.

AFFINITIES. This order is certainly near Ebenaceae, with which it agrees in habit, arborescent stem, alternate entire leaves, and axillary inflorescence; and moreover in its monopetalous regular hypogynous corolla, the absence of a hypogynous disk, an ovary with several cells, and definite ovules and stamens. The two orders, however, differ in several points. Sapotaceae have usually a milky juice, and their wood is among the softer kinds; their flowers are always hermaphrodite, the segments of the calyx and corolla are often placed in a double row; their stamens are always in a single row, the fertile ones rarely more numerous than the segments of the calyx, and opposite the divisions of the corolla; their style is undivided; the cells of the ovary are always 1-seeded, with erect ovules; the testa is thick and bony; the embryo is large with respect to the fleshy albumen, which is sometimes deficient; the radicle

is very short, and inferior. In Ebenaceae there is no milk, and the wood is very hard ; the flowers are usually unisexual, the segments of the calyx and corolla are almost always in a single row: the stamens are usually doubled, and either twice or four times as numerous as the segments of the corolla, or, if equal to them, alternate with them ; the style is generally divided, the cells of the ovary sometimes 2-seeded, the ovules always pendulous, the testa thin and soft, the embryo middle-sized or small in respect to the cartilaginous albumen, which is always present; the radicle is of middling length, or very long and superior. *JR. Brown Prodr.* 529. It is worth remarking, that the woody shell of the seed of Sapotaceae is certainly testa, and not putamen, as is proved by the presence of the micropyle upon it. If Acosta of the Fl. Peruviana really belongs here, Sapotaceae will exhibit in that genus an approach to the irregularity of Labiosae, and to the monadelphous structure of Meliaceae.

GEOGRAPHY. Chiefly natives of the tropics of India, Africa, and America ; a few are found in the southern parts of North America, and at the Cape of Good Hope.

PROPERTIES. The fruit of many is esteemed in their native countries as an article of the dessert: such are the Sappodilla Plum, the Star Apple, the Marmalade (*Achras mammosa*) the Medlar of Surinam, the *Mimusops Elengi*, and others; they are described as having generally a sweet taste, with a little acidity. The seeds of *Achras Sapota* are aperient and diuretic; those of some others are filled with a concrete oil, which is used for domestic purposes. *Mimusops Kaki*, like many trees with astringent bark, yields a gum, while its fruit is of a sweetish taste, and much eaten by the natives of India. *Royle*. A kind of thick oil, like butter, is obtained from the fruit of *Bassia butyracea*, the Mahva or Madhuca Tree. The flowers of the same tree are employed extensively in the distillation of a kind of arrack. *Ed. P. J.* 12. 192. The juice of the bark of *Bassia longifolia* is prescribed by the Indian doctors in rheumatic affections. *Ainslie*, 2. 100. The Butter Tree of Mungo Park was also a species of *Bassia*. See *Royle's Illustrations*, p. 263, for further information concerning these *Bassias*. The bark of 4 species of *Achras* is so astringent and febrifugal as to have been substituted for quinquina. The Cow Tree of Humboldt has been sometimes supposed to be referable to this order ; but there seems no reason now to doubt its belonging to Artocarpese. The Tingi da Praya of Brazil, with which the Indians destroy fish, is the *Jacquinia obovata*. The branches are bruised and thrown into the water. It must not be confounded with another fish poison, called Tingi only, which is a species of *Paullinia*. *Pr. Max. Trav.* 166.

GENERA.

<i>Achras</i> , L.	<i>Imbricaria</i> , Commers.	<i>Hornschuchia</i> , Nces.	<i>Argania</i> , Schousb.
<i>Lucuma</i> , Juss.	<i>Binectaria</i> , Forst.	<i>Hunteria</i> , Roxb.	_____
<i>Chrysophyllum</i> , L.	<i>Mimusops</i> , L.	<i>Sersalisia</i> , R. Br.	<i>Omphalocarpus</i> , P.
<i>Nycterisition</i> , R. P.	<i>Bassia</i> , Kbn.	<i>Sideroxylon</i> , L.	de B.
	<i>Bumelia</i> , Sw.		? <i>Acosta</i> , R. P.

ORDER CLXXII. EBENACEAE. THE EBONY TRIBE.

GUAIACANJE, JWS. *Gen.* 155. (1789) *part of the first sect.*—EBENACEA, *Vent. Tabl.* 443. (1799) ; *Brown Prodr.* 524. (1810).—EBENACEJE, § *Diospyreae*, *DC. and Duty*, 320.(1829).

ESSENTIAL CHARACTER.—*Flowers* polygamous or dioecious, seldom hermaphrodite. *Calyx* in 3 or 6 divisions, nearly equal, persistent. *Corolla* monopetalous, hypogynous.

regular, deciduous, somewhat coriaceous, usually pubescent externally, and smooth internally; its *limb* with 3 or 6 divisions, imbricated in aestivation. *Stamens* definite, either arising from the corolla, or hypogynous; twice as many as the segments of the corolla, sometimes 4 times as many, or the same number, and then alternate with them; *filaments* simple in the hermaphrodite species, generally doubled in the polygamous and dioecious ones, both their divisions bearing anthers, but the inner one generally smaller; *anthers* attached by their base, lanceolate, 2-celled, dehiscing lengthwise, sometimes bearded; *pollen* round, smooth. *Ovary* sessile, without any disk, several -celled, the cells each having 1 or 2 ovules pendulous from their apex; *style* divided, seldom simple; *stigmas* bifid, or simple. *Fruit* fleshy, round or oval, by abortion often few-seeded, its pericarp sometimes opening in a regular manner. *Seed* with a membranous testa of the same figure as the albumen, which is cartilaginous and white; *embryo* in the axis, or but little out of it, straight, white, generally more than half as long as the albumen; *cotyledons* foliaceous, somewhat veiny, lying close together, occasionally slightly separate; *radicle* taper, of middling length or long, turned towards the hilum; *plumule* inconspicuous.—*Trees* or *shrubs*, without milk, and a heavy wood. *Leaves* alternate, without stipules, obsolete articulated with the stem, quite entire, coriaceous. *Inflorescence* axillary. *Peduncles* solitary, those of the males divided, of the females usually 1-flowered, with minute bracts. *R. Br.*

AFFINITIES. Vejy near Oleaceae, with which they agree in the placentation of the seeds and other points of structure; distinguished by their alternate leaves, constantly axillary and usually unisexual flowers, the stamens of which are at least double the number of the lobes of the corolla. *R. Br.* They are more closely allied to Aquifoliaceae, from which they chiefly differ in the number of their stamens and their divided sexes. For their resemblance to Sapotaceae, see that order.

GEOGRAPHY. Chiefly Indian and tropical; a very few are found northward as far as Switzerland in Europe, and the state of New York in North America.

PROPERTIES. Remarkable only for the hardness and blackness of the wood of such species as *Diospyrus Ebenus*, *Ebenaster*, *melanoxylon*, *Mabolo*, *tomentosa* and *Roylei*, and for the eatable quality of the fruit. The former is well known under the name of Ebony and Ironwood; the latter is occasionally introduced from China as a dry sweetmeat. It is noted for extreme acerbity before arriving at maturity. The bark of *Diosp. virginiana* is said to be a febrifuge. The fruit of *Diospyrus Embryopteris* is so glutinous as to be used in Bengal for paying boats. *Royle.*

GENERA.

<i>Diospyros</i> , L.	<i>Cargilha</i> , R. Br.	<i>Pouteria</i> , Aubl.
<i>Ebenus</i> , Commers.	<i>Maba</i> , Forst.	<i>Labatia</i> , Sw.
<i>Embryopteris</i> , Gaertn.	<i>Pisonia</i> , Rottb.	<i>Phelline</i> , La Bill.
<i>Royena</i> , L.	<i>Ferreola</i> , Roxb.	<i>Goetzea</i> , Wydl.
	<i>Ebenoxylum</i> , Lour.	

SUB-ORDER ? STYRACEJE.

STYRACE-E, *Rich. Anal. du Fr.* (1808); *Von Martius, N. Gen. et Sp. PL* 2. 148. (1826).—EBENACEJE, a § of *Styraceae*, *DC. and Duby*, 320. (1828).—SYMPLOCINE/E, *Don Prodr. Nep.* 144. (1825).—STYRACIIME, *Rich. in Humb.N. G.etSp.* 3. 256. (1818); *Synops.* 2. 315. (1823).—HALESIACEJE, *Don in Jameson's Journ.* {Dec. 1828}; *Link HandbA.* 661. (1829).

ESSENTIAL CHARACTER.—*Calyx* inferior or superior, with 5 divisions, persistent. *Corolla* monopetalous, the number of its divisions frequently different from that of the calyx; with imbricated aestivation. *Stamens* definite or indefinite, arising from the tube of the corolla, of unequal length, cohering in various ways, but generally in a slight degree only; *anthers* innate, 2-celled, bursting inwardly. *Ovary* superior, or adhering to the calyx, with from 3 to 5 cells; *ovules* definite, the upper ascending, the lower pendulous, or *rice versd*; *style* simple; *stigma* somewhat capitate*. *Fruit* drupaceous, surmounted by or

enclosed in the calyx, with from 1 to 5 cells. *Seeds* ascending or suspended, solitary, with the *embryo* lying in the midst of the *albumen*; *radicle* long, directed towards the hilum; *cotyledons* flat, foliaceous.—*Trees* or *shrubs*. *Leaves* alternate, without stipules, usually toothed, turning yellow in drying. *Flowers* axillary, either solitary or clustered, with scale-like bracts. The *stamens* often stellate.

AFFINITIES. The plants comprehended under this name require a careful examination and settlement. They have been at one time combined with Ebenaceae, or divided into the two orders of Styraceae and Symplocaceae, from both which Halesiaceae have been again separated by Don and Link. From Ericaceae they differ in habit, in the definite number of their seeds, and their inferior ovary; from Ebenaceae in the latter character, in the perigynous insertion of the stamens, in the peculiar circumstance of part of the ovules being erect and part inverted, and in the style being simple. Von Martius considers Styraceae as gamopetalous rather than monopetalous: but what is the real difference in the meaning of these two words? Don says that Halesiaceae are a group widely different from Styraceae, and that they are principally known from Columelliaceae by the indefinite stamens and simple stigma. *Jameson's Journ.* 1826. The genus *Symplocos* is different in habit from *Styrax* and *Halesia*, turning yellow in drying. Jussieu refers *Styrax* to Meliaceae, with which family the order has no doubt much affinity. De Candolle considers them nearly akin to Ternstroemiaceae. *Jussai Mt'dic.* 204.

GEOGRAPHY. Found in North and South America within and without the tropics, and in tropical Asia and China.

PROPERTIES. Some of the genus *Symplocos* are used in dying yellow; others, as *Alstonia theiformis*, are employed as tea, on account of a slight astringency in their leaves. *Storax* and *Benzoin*, fragrant gum-resins, composed of resin, benzoic acid, and a peculiar aromatic principle, are the produce of two species of *Styrax*.

GENERA.

<i>Symplocos</i> , L.	<i>Hopea</i> , L.	<i>Turaria</i> , Molin.	<i>Strigilia</i> , Cav.
<i>Alstonia</i> , Mut.	<i>Styrax</i> , L.	<i>Diclidanthera</i> , Mart.	<i>Cypellium</i> , Desv.
<i>Ciponima</i> , Aubl.	<i>Halesia</i> , L.	? <i>Morelosia</i> , Llave.	<i>Decadia</i> , Lour.
	<i>Paralea</i> , Aubl.		

ORDER CLXXII. AQUIFOLIACEJE. THE HOLLY TRIBE.

ILXCINEA, *Ad. Brongniart Memoire sur les Rhamnacees*, p. 16. (182G); *Lindl. Synops.* p. 73. (1829).—AQUIFOLIACEJE, DC. *Tkforie*, ed. 1. 217. (1813); a § of Celastrineae, *ib. Prodr.* 2. 11. (1826); *Martius H. R. Man.* (1829).

ESSENTIAL CHARACTER.—*Sepals* 4 to 6, imbricated in aestivation. *Corolla* 4- or 5-parted, hypogynous, imbricated in aestivation. *Stamens* inserted into the corolla, alternate with its segments; *filaments* erect; *anthers* adnate. *Disk* none. *Ovary* fleshy, superior, somewhat truncate, with from 2 to 6 cells; *ovules* solitary, pendulous from a cup-shaped funiculus; *stigma* subsessile, lobed. *Fruit* fleshy, indehiscent, with from 2 to 6 stones. *Seed* suspended, nearly sessile; *albumen* large, fleshy; *embryo* small, 2-lobed, lying next the hilum, with minute *cotyledons*, and a superior *radicle*.—*Trees* or *shrubs*. *Leaves* alternate or opposite, coriaceous. *Flowers* small, axillary, solitary or fascicled.

AFFINITIES. Included in Rhamnaceae by most botanists, but well distinguished by Ad. Brongniart, who remarks that the suggestion of Jussieu, in his *Genera Plantarum*, that Aquifoliaceae ought probably to be placed among Monopetalae, near Sapotaceae or Ebenaceae, will probably be adopted. From Celastraceae, with which the order is combined in most modern works, it differs in the form of the calyx and corolla, in the disposition and insertion

of the stamens, and especially in the structure of the ovary and fruit. In these respects Aquifoliaceae are found by Brongniart to agree so completely with Ebenaceae, that that order does not, in fact, differ essentially from Aquifoliaceae, except in characters of a secondary order, such as 'the calyx and corolla less deeply divided, the stamens often double the number of the segments of the corolla, the style being sometimes divided, the cells of the ovary usually containing 2 collateral ovula, and, finally, in the cells of the fruit not becoming bony, as in most Aquifoliaceae. Von Martius places them near Polygalaceae.

GEOGRAPHY. Found in various parts of the world, especially in the West Indies, South America, and the Cape of Good Hope. Several are found in North America; but 1, the common Holly, in Europe.

PROPERTIES. The bark and berries of *Frinos verticillatus* possess, in an eminent degree, the properties of vegetable, astringent, and tonic medicines, along with antiseptic powers which are highly spoken of by American practitioners. *Barton*, 1. 208. *Frinos glaber* and *Ilex Paraguensis* are used as tea: the latter yields the famous beverage called Mat6 in Brazil. *Myginda Gongonha* is diuretic. DC.

GENERA.

Cassine, L.	<i>Relhania</i> , Gmel.	Botryceras, Willd.	<i>Nemopanthes</i> , Rafin
<i>Maurocena</i> , Mill.	<i>Junghousia</i> , Gmel.	Prinos, L.	<i>Nuttallia</i> , DC.
Hartogia, Thunb.	Myginda, Jacq.	Ageria, Adans.	
<i>Schrebera</i> , Thunb.	<i>Rhacoma</i> , L.	Winterlia, Moench.	Skimmia, Thunb.
Curtisia, Ait.	<i>Crossopetalum</i> , P.Br.	Macoucoua, Aubl.	Lepta, Lour.
<i>Doratium</i> , Sol and.	<i>Ilex</i> , L.		? Monetia, L.
	<i>Aquifolium</i> , Tourn.		T Desfontainia, R.P.(32)

ALLIANCE IV. NOLANALES.

ESSENTIAL CHARACTER.—*Fruit* divided into distinct lobes.

ORDER CLXXIV. NOLANACEÆ.

NOLANACEJÆ, *Lindl. Nixus PI.* 18. (1833) ; *Martius Conspectus*, No. 119. (1835).—
CONVOLVULACEJÆ § *Dichondreae*, *Choisy* (1834).

ESSENTIAL CHARACTER.—*Calyx* 5-parted, regular or irregular. *Corolla* monopetalous, with a plaited aestivation, usually thickened in the tube. *Stamens* 5, equal, inserted into the tube, alternate with the segments of the corolla; *anthers* oblong, 2-celled, bursting longitudinally. *Pistil* composed of several carpels, either distinct with distinct styles, or distinct with a single style, or partially combined into several sets with a single style seated on a succulent disk. *Stigma* somewhat capitate. *Fruit* enclosed in the permanent calyx, constructed like the pistil; *pericarp* woody, and a little succulent or membranous. *Seeds* ascending, solitary; *embryo* curved, with either straight or doubled cotyledons, in the midst of a small quantity of *albumen*; *radicle* next the hilum.—Prostrate or erect, herbaceous or suffruticose plants. *Leaves* alternate, without stipules. *Flowers* usually showy.

AFFINITIES. The genus *Nolana*, sometimes referred to Boraginaceae, sometimes to Convolvulaceae, has been erected into a distinct order, on account, on the one hand, of its regular plaited corolla, and, on the other, of its separate carpels. It appears to approach far more nearly to the latter than the former, differing, in reality, in nothing excepting its separate carpels, that is to say, much as Boraginaceae from Tournefortiaceae, or Labiatee from Verbenaceae, &c. The only difficulty in this character consists in knowing whether the genera *Falkia* or *Dichondra* belong to Convolvulaceae or to

Nolanaceae. With the latter they agree in their separate ovaries, with the former in the structure of their embryos; with both they disagree in the entirely apocarpous state of their carpels. If we attend to the embryo, they will stand among Convolvulaceae; if to the carpels, among Nolanaceae: upon the whole, the latter must be accounted of the most importance, and consequently it is with Nolanaceae that I arrange them. Many more species of Nolana, than are described, are known, some of them shrubby ones; but I do not find any characters that can be depended upon to form them into genera: in some species (*N. prostrata*) the carpels are combined by fours into 5 nucule; in others they are all separate (*N. paradoxa*); in others they are two solitary and simple and six combined in threes; in others they are altogether irregular.

GEOGRAPHY. Chile, Peru, and the Cape of Good Hope, are the principal stations of the species. *Dichondra* is found in most hot latitudes.

PROPERTIES. Unknown.

GENERA.

<i>Nolana</i> , L.	<i>Falkia</i> , L.
<i>Teganium</i> , Schm.	<i>Dichondra</i> , Foist.
<i>Steripha</i> , Gaertn.	

ALLIANCE V. VOL VALES.

ESSENTIAL CHARACTER.—*Carpels* from 2 to 4, combined. *Anthers* never opening by pores.

ORDER CLXXV. CUSCUTACEA.

CUSCUTEJE, *J. S. Presl. Ft. Cech.* 1. 247. *Bartl. Ord. Nat.* 192. (1830); *Martius. Conspect. No.* 125. (1835).—CUSCUTINJE, *Link Handb.* 1.594. (1829); *Lindl. Nixus PL* 18. (1833).—CUSCUTACEA, *Lindl. Key*, 63. (1835).

ESSENTIAL CHARACTER.—*Calyx* inferior, persistent, 4-5-parted, with an imbricate aestivation. *Corolla* persistent, cut round at the base; the limb regular, 4-5-cleft, imbricated in aestivation. *Scales* alternating with the segments of the corolla, and adhering to them, rarely wanting. *Stamens* equal to the segments of the corolla, and alternate with them: *anthers* 2-celled, opening longitudinally. *Ovary* 2-celled; *ovules* twin, collateral, erect; *styles* 2, simple, sometimes connate. *Capsule* 2-celled, cut round at the base; *cells* 1-2-seeded. *Seeds* with a central fleshy albumen, and a spiral acotyledonous embryo.—Leafless, twining, parasitical *herbs*, with clustered *flowers*.

AFFINITIES. Similar motives which induced me to separate Cassythaceae from Lauraceae have led me to divide this order from Convolvulaceae, with which its peculiar habits forbid us to confound it, and from which its technical characters seem sufficient to separate it.

GEOGRAPHY. Found all over the world, occasionally, in cool, temperate, sub-humid climates.

PROPERTIES. Unknown.

GENUS.

Cuscuta, L.
Grammicff, Lour.

o W ^9
^ 11 JJ

ORDER CLXXVI. CONVULVULACEAE. THE BINDWEED TRIBE.

CONVOLVULI, *Juss. Gen.* 133. (17&9).—CONVOLVULACEJS, *R. Brown Prodr.* 481. (1810); *Lindl. Synops.* 167. (1829); *Choisyin Mem. Soc. Phys. Genévo.* (1834).

ESSENTIAL CHARACTER.—*Calyx* persistent, in 5 divisions, remarkably imbricated, as if in more whorls than one, often very unequal. *Corolla* monopetalous, hypogynous, regular, deciduous; the limb 5-lobed, plaited. *Stamens* 5, inserted into the base of the corolla, and alternate with its segments. *Ovary* simple, with 2 or 4 cells, seldom with 1; sometimes in 2 or 4 divisions; few-seeded; the ovules definite and erect, when more than 1 collateral; *style* 1, usually divided at the top; *stigmas* obtuse or acute. *Disk* annular, hypogynous. *Capsule* with from 1 to 4 cells; the valves fitting, at their edges, to the angles of a loose dissepiment, bearing the seeds at its base. *Seeds* with a small quantity of mucilaginous albumen; *embryo* curved; *cotyledons* shrivelled; *radicle* inferior.—*Herbaceous* plants or *shrubs*, usually twining and milky, smooth, or with a simple pubescence. *Leaves* alternate, undivided, or lobed, seldom pinnatifid, with no stipules. *Inflorescence* axillary or terminal; *peduncles* 1-or many-flowered, the partial ones generally with 2 bracts.

AFFINITIES. The plaited corolla, imbricated calyx (as in calycose polypetalae) and climbing habit, are the *primd facie* marks of this order, which approaches Cordiaceae in its shrivelled cotyledons, and through that tribe Boraginaceae. Nolanaceae would seem to establish a more direct relationship between Convolvulaceae and that order. Polemoniaceae are known by their loculicidal dehiscence, which in Convolvulaceae is always opposite the dissepiments. Hydroleaceae are characterised by their indefinite seeds, and taper embryo lying in the midst of fleshy albumen. Solanaceae hav? a dicarpellary fruit and numerous seeds; otherwise, they are very like the shrubby erect species of Convolvulaceae.

GEOGRAPHY. Very abundant in all parts of the tropics, but rare in cold climates, where a few only are found: they twine round other shrubs, or creep among the weeds of the sea-shore.

PROPERTIES. Their roots abound in an acrid milky juice, which is strongly purgative; this quality depends upon a peculiar resin, which is the active principle of the Jalap, the Scammony, and the others whose roots possess similar qualities. Conv. Jalapa produces the real jalap, and C. Scammonia the scammony; besides which, C. Turpethum, C. Mechoacanus, sepium, arvensis, Soldanella, macrorrhizus, maritimus, macrocarpus, and probably many others, may be used with nearly equal advantage. The root of Convolvulus panduratus is used in the United States as jalap; its operation is like that of rhubarb; it is supposed to be also diuretic. *Barton*, 1. 252. The roots of Conv. floridus and scoparius, and Ipomoea Quamoclit, are used as sternutatories; those of C. Batatas and edulis are useful articles of food: the former is the common sweet Potato of European gardens. Convolvulus dissectus abounds in prussic acid, and is one of the plants from which the liqueur *Noyau* is prepared. *Bot. Mag.* 3141. The Ipomoea sensitiva of Turpin is remarkable for the extreme irritability of its corolla.

GENERA.

§ 1. ARGYREIA. Chois.	Humbertia, Lam.	§ 2. CONVULVULEA, CH.	Batatas, Ch.
Rivea, Ch.	Endrachium, Gmel.	Quamoclit, Tourn.	Pharbitis, Ch.
Maripa, Aubl.	Tkouinia, Sm.	Calba>a, Cav.	Calonyction, Ch.
Argyreia, Lour.	Smithia, Gmel.	Macrostemma, Pers.	Exogonium, Ch.
Lettsomia, Roxb.	Moorcroftia, Ch.	Mina, Lex.	Lepistemon, Bl.
Blinkworthia, Ch.		• Morenoa, Lex.	Ipomoea, Ch.

Convolvulus, Ch.	Porana, L.	<i>Dethardingia</i> , Nees.	Evolvulus, L.
Aniseia, Ch.	<i>Dinetus</i> , Sweet.	<i>Reinwardtia</i> , Spr.	? <i>Wilsonia</i> , R. Br.
Polymeria, R. Br.	Neuropeltis, Wall.	Breweria, R. Br.	_____
Calystegia, R. Br.	Prevostea, Ch.	Bonamia, Thouars.	Mouroucoua, Aubl.
Shuteria, Ch.	<i>Calycobolus</i> , W.	Cressa, L.	
Skinneria, Ch.	<i>Dufourea</i> , H. B. K.		

ORDER CLXXVII. POLEMONIACEÆ.

THE GREEK VALERIAN TRIBE.

POLEMONIA, *Juss. Oen.* 136. (1789).—POLEMONIDEJE, *DC* and Duly*, 329. (1828).—
POLEMONIACEÆ, *Lindl. Synops.* 1CS. (1829); *Bentham in Bot. Reg.* 1622. {*Oct.*
1833).

ESSENTIAL CHARACTER.—*Calyx* inferior, monosepalous, 5-parted, persistent, sometimes irregular. *Corolla* regular, 5-lobed. *Stamens* 5, inserted into the middle of the tube of the corolla, and alternate with its segments. *Ovary* superior, 3 celled, with a few or many ovules; *style*, simple; *stigma* Irifid; *ovules* ascending or peltate. *Capsule* 3-celled, 3-valved, few- or many-seeded, with a loculicidal or septicidal dehiscence; the valves separating from the axis. *Seeds* angular or oval, or winged, often enveloped in mucus, ascending; *embryo* straight in the axis of horny albumen; *radicle* inferior; *cotyledons* elliptical, foliaceous.—*Herbaceous* plants, with opposite, or occasionally alternate, compound, or simple *leaves*; *stem* occasionally climbing.

AFFINITIES. The ternary division of the ovary connected with the pentandrous corolla and 5-lobed calyx bring¹ this order near Convolvulaceae, from which the habit, embryo, and corolla, distinguish it; from Gentianaceae, to which it also approaches, the 3-celled ovary divides it. It is remarkable for the blue colour of the pollen, which is usually of that hue, whatever may be the colour of the corolla. In *Collomia linearis* I have noticed (in *Botanical Register*, folio 1166) that the dilatation of the mucous matter in which the seeds are enveloped, and which, when they are thrown into water, forms around them like a cloud, depends upon the presence of an infinite multitude of exceedingly delicate and minute spiral vessels, lying coiled up, spire within spire, on the outside of the testa; when dry, these vessels are confined upon the surface of the seed by its mucus, without being able to manifest themselves; but the instant water is applied, the mucus dissolves and ceases to counteract the elasticity of the spiral vessels, which then dart forward at right angles with the testa, each carrying with it a sheath of mucus, in which it for a long time remains enveloped as if in a membranous case. The order has been remodelled by Bentham in the place above quoted. Bartling refers Retziaceae to Convolvulaceae, from which he distinguishes them by their polyspermous cells and straight embryo. *Ord. Nat.* 192.

GEOGRAPHY. Very abundant in both North and South America, in temperate latitudes, particularly on the north-west side. It is stated by Richardson, that the most northern limit in North America is 54°. *Edin. Phil. Journ.* 12. 209. In Europe and Asia they are much more uncommon. They are unknown in tropical countries.

PROPERTIES. None, or unknown.

GENERA*

Polemoniutn, L.	Hugelia, Benth.	Leptosiphon, Benth.	Dactylophylluni, Knit.
Phlox, L.	Linanthus, Benth.	Fenzlia, Benth.	

* For this list I am indebted to Mr. Bentham.

Gilia, Cav.	Collomia, Nutt.	Cantua, Juss. (33)
<i>Ipomopsis</i> , Sm.	Caldasia, Willd.	<i>Periphragmos</i> , R. et P.
<i>Ipomeria</i> , Nutt.	<i>Bonplandia</i> , Cav.	? <i>Cyananthus</i> , Wall. (34)
Navarretia, R. et P.	Hoitzia, Juss.	
<i>EGochloa</i> , Benth.	Loeselia, L.	Heteryta, Raf.

Don distinguishes Cobaeaceae from this order; but the only differences of importance between the one and the other appear to consist in the former having an unusually large lobed disk, a septicial dehiscence and climbing habit; distinctions, I fear, of too little moment to be admitted as of ordinal value. The characters of Cobaeaceae, as understood by Don, are these:—

CoB^ACEiE, *Don in Edinb. Phil. Journ.* 10. 111. (1824); *Link Handb.* 1. 822. (1829).

ESSENTIAL CHARACTER.—*Calyx* leafy, 5-cleft, equal. *Corolla* inferior, campanulate, regular, 5-lobed, with an imbricate aestivation. *Stamens* 5, equal, arising from the base of the corolla; *anthers* 2-celled, compressed. *Ovary* superior, 3-celled, surrounded with a fleshy secreting annular disk; *ovules* several, ascending; *style* simple; *stigma* trifid. *Fruit* capsular, 3-celled, 3-valved, with a septicial dehiscence; *placenta* very large, 3-cornered, in the axis, its angles touching the line of dehiscence of the pericarpium. *Seeds* flat, winged, imbricated in a double row; their integument mucilaginous; *albumen* fleshy; *embryo* straight, *cotyledons* leafy; *radicle* inferior.—Climbing shrubs. *Leaves* alternate, pinnated, their petiole lengthened into a tendril. *Flowers* axillary, solitary. *Don*.

Bartling (p. 186) remarks that the type of this order ought, in fact, to be referred to Bignoniaceae; but all the arguments he adduces prove exactly the contrary.

GENUS.

Cobsea, Cav.

ORDER CLXXVIL* DIAPENSIACE^E.

DIAPENSIACE^E, *Link Handb.* 1. 595. (1829); a § of Convolvulaceae.

ESSENTIAL CHARACTER.—*Calyx* composed of 5 sepals which form a broken whorl, are rather unequal, and much imbricated; scarcely distinguishable from the bracts which are closely imbricated round it. *Corolla* monopetalous, regular, with an imbricated aestivation. *Stamens* 5, equal; the *filaments* petaloid and arising from the margin of the sinus of the corolla; *anthers* 2-celled, with a broad connective, bursting transversely; in *Pyxidantha* awned on the lower valve. *Disk* 0. *Ovary* superior, 3-celled; each placenta with 7 ovules in *Pyxidantha*, with an indefinite number in *Diapensia*; *style* single, continuous with the ovary; *stigma* sessile with 3 very short decurrent lobes. *Capsule* membranous or papery, surrounded with the permanent sepals, terminated by the rigid style or its base. *Seeds* with a brittle deeply pitted skin, peltate. *Embryo* filiform, with a long slender *radicle* and two very short *cotyledons*; lying across the hilum in a mass of fleshy albumen.—Prostrate *undershrubs*, with small densely imbricated leaves which have scarcely any visible veins. *Flowers* solitary terminal.

AFFINITIES. From the manner in which *Diapensia* was associated by Brown (*Prodronitls* 482.), when he separated it along with *Hydroleaceae* from *Convolvulaceae*, it has been generally supposed that this profound Botanist intended to refer *Diapensia* to the former of those orders. But upon looking again at the passage in question I perceive that it does not necessarily bear the interpretation that is usually put upon it, and this has led me to reconsider the subject. The result has been a persuasion that *Diapensia* is in reality nearer *Polemoniaceae* than *Hydroleaceae*, and essentially distinct from both. The more immediate points of resemblance with *Hydroleaceae* consist, firstly, in *Diapensia* having the filaments petaloid, and originating not from within the

corolla but from the margin of the sinuses, so that the corolla might be described as 10-cleft, five of the divisions being broad and coloured, and the other five much narrower, and shorter, colourless, and having anthers; and secondly, in the embryo being a filiform body, slightly 2-lobed at one end. But both *Diapensia* and *Pyxidantha* disagree with *Hydroleaceae* in having a calyx consisting of *five* unequal sepals forming a broken whorl as in the calycose group of Polypetalous Dicotyledons; secondly, in having the anthers bursting transversely, and with a very broad connective; thirdly, in having only one style instead of two; fourthly, in being destitute of an hypogynous disk; and finally, in the embryo lying in the midst of fleshy albumen across the hilum, so as to be what modern Botanists call heterotropous. At least this is certainly the case in *Pyxidantha*, and I have no reason to doubt its being equally the case with *Diapensia*. In *Hydrolea* certainly, and I believe in *Wigandia* also, the embryo is orthotropous, and the quantity of albumen so inconsiderable as to be of no moment. It is plain, therefore, that *Diapensia* and *Pyxidantha* must be separated from *Hydroleaceae*. With *Polemoniaceae* I have already stated that their affinity appears to me to be much greater. In the first place they are not very different in habit; compare *Pyxidantha barbulate* with *Phlox setacea*. Secondly, they agree in the trimerous structure of the ovary, and in the single style. But on the other hand *Diapensiaceae* have a totally different calyx and embryo, their corolla is not the corolla of *Polemoniaceae*, and they have no trace of an hypogynous disk. I therefore think it absolutely necessary to give them a distinct station. The characters of the two genera, usually, but incorrectly, combined, will be found in the Appendix.

Let me add, that although the name of *Diapensiaceae* originated with Link, yet that author in placing it in *Convolvulaceae* was obviously unacquainted with its real structure, and in assigning it for a character "semina membrana inclusa," seems to have assumed that in this respect it agrees with *Hydroleaceae*, which is not the fact.

GEOGRAPHY. Mountain plants of the North of Europe and North America.

PROPERTIES. Unknown.

GENERA.

Diapensia, L. (35)
Pyxidantha, Michx. (30)

ORDER CXXVIII. HYDROLEACEÆ.

R. Brown Prodr. 482. (1810) without a name; *Id. in Congo* (1818).—HYDROLEACEÆ, *Kunth in Humb. N. G. et Sp.* 3. 125. (1818); *Synops.* 2. 234. (1823); *Bartl. Ord. Nat.* 189. (1830); *Choisy Descr. des Hydroleacées* (no date).

ESSENTIAL CHARACTER.—Calyx 5-parted, inferior, persistent, with slightly imbricated aestivation. Corolla hypogynous, monopetalous, regular, not always agreeing with the calyx in the number of its divisions. Stamens arising from between the lobes of the corolla, regular, agreeing in number with the segments of the calyx; anthers deeply lobed at the base, opening longitudinally, with a very narrow connective; filaments petaloid at the base. Ovary superior, surrounded by a short annular disk, 2- or 3-celled; styles 2 or 3; stigmas thickened. Fruit capsular, papery, enclosed in the calyx, 2- rarely 3-celled, sometimes splitting through the middle of the cells; placenta either single and fungous, or double and thin, sometimes central and loose. Seeds indefinite, very small, with a testa more or less loose; albumen fleshy, in the axis of which lies a taper, straight embryo, which is orthotropous and slightly 2-lobed at one end.—Herbaceous plants or under-shrubs, some-

times spiny. *Leaves* alternate, entire, or lobed, without stipules, often covered with glandular or stinging hairs. *Flowers* numerous, axillary and terminal. *Inflorescence* gyrate.

AFFINITIES. Separated from Convolvulaceae by Brown, on account of the indefinite seeds, and taper embryo with small flat cotyledons in the midst of fleshy albumen. To me the order appears equally related to Boraginaceae, with some of which *Wigandia* agrees in habit. Also allied to Hydrophyllaceae, the membranous plates lining the tube of the corolla of that order being, according to Von Martius (TV. G. 2. 138.), analogous to the dilated base of the filaments of Hydroleaceae.

GEOGRAPHY. NO particular geographical limits can be assigned to this order. *Wigandia* is found in the Caraccas, *Hydrolea* in the West Indies, and *Nama* in both the East and West Indies.

PROPERTIES. Unknown, except that a bitter principle exists in *Hydrolea*.

GENERA.

<i>Hydrolea</i> , L.	<i>Hydrolia</i> , Pet. Th.	? <i>Romanzovia</i> , Cham.
<i>Steris</i> , L.	<i>Nama</i> , L.	—
<i>Sagonea</i> , Aubl.	<i>Wigandia</i> , H. B. K.	<i>Cervia</i> , Lga.
<i>Reichelia</i> , Schreb.		<i>Codon</i> , L.

GROUP II. «*Epipnoëff*»

ESSENTIAL CHARACTER.—*Ovary* inferior, usually with an epigynous disk, composed of two or more carpels. *Anthers* never bursting by pores. *Stamens* always inserted into the corolla.

If attention is paid to the constant absence of a porous dehiscence in the anthers, this group can never be confounded with the last, notwithstanding that some Polycarpous genera have an inferior ovary. It is here that we have one of the most evident transitions from Monopetalous to Polypetalous Exogens by way of *Galium* and other *Stellatae* to Umbelliferous plants, and by way of *Caprifoliaceae* to *Cornales*.

ALLIANCE I. *CAMPANALES*.

ESSENTIAL CHARACTER.—*Stipules* absent. *Seeds* indefinite in number.

Of this alliance *Lobeliaceae* pass into *Goodenales* and *Columelliaceae* seem to have much analogy with *Onagraceae*. *Campanulaceae* may be considered to pass into *Caprifoliaceae* by way of *Linnsea* and into *Ericaceae* by way of *Calyphyrum*.

ORDER CLXXIX. *LOBELIACEAE*.

CAMPANULACEAE, § 2. *R. Brown Prodr.* 562. (1810).—*LOBELIACEA*, *JUSS. Ann. Mus.* 18. 1. (1811); *DC. and Duby*, 310. (1828); *Lindl. Synops.* 137. (1829).

ESSENTIAL CHARACTER.—*Calyx* superior, 5-lobed, or entire. *Corolla* monopetalous, irregular, inserted in the calyx, 5-lobed, or deeply 5-cleft. *Stamens* 5, inserted into the calyx alternately with the lobes of the corolla; *anthers* cohering; *pollen* oval. *Ovary* inferior, with from 1 to 3 cells; *ovules* very numerous, attached either to the axis or to the

lining; *style* simple; *stigma* surrounded by a cup-like fringe. *Pruit* capsular, 1- or more-celled, many-seeded, dehiscing at the apex. *Seeds* attached either to the lining or the axis of the pericarp; *embryo* straight, in the axis of fleshy albumen; *radicle* pointing to the hilum.—*Herbaceous* plants or *shrubs*. *Leaves* alternate, without stipules. *Flowers* axillary or terminal.

ANOMALIES. *Clintonia* has a triangular 1-celled ovary, with 2 parietal placentae. Some have 5 petals. One species of *Lobelia* is dioecious.

AFFINITIES. Different as the plants of this order at first sight appear from Composite, they in fact participate in all the analogies of Campanulaceae with that alliance, and perhaps are yet more nearly related to Composite even than Campanulaceae, especially in their cohering anthers and in the irregularity of their corolla, which is split so that the segments cohere towards one side just like the 5 segments that make up the ligulate floret of a Composita. The stigma is surrounded by hairs, which are probably analogous to the indusium of Goodeniaceae, to which order Lobeliaceae approach closely. Of course they participate in any and all the affinities of Campanulaceae. Alphonse De Candolle criticises, with much justice, the character assigned to Lobeliaceae in my *Synopsis* of the British Flora, particularly in regard to the *cup* or fringe assigned to their stigma: this was a misprint for cup-like. He also considers *Jasione* more properly a Campanulaceous than a Lobeliaceous plant; this genus, however, seems to me to stand upon the limit between the two orders.

GEOGRAPHY. Unlike Campanulaceae, these seem to prefer countries within or upon the border of the tropics to such as have a colder character. We find them abounding in the West Indies, Brazil, the Cape of Good Hope, and the Sandwich Islands; they are not uncommon in Chile, and New Holland.

PROPERTIES. All dangerous or suspicious, in consequence of the excessive acidity of their milk. *L. Caoutchouc* is so named by the inhabitants of Popayan from the tenacity of its juice. *Royle*. *Lobelia tupa* yields a dangerous poison in Chile. The most active article of the North American *Materia Medica* is said to be the *Lobelia inflata*: it is possessed of an emetic, sudorific, and powerful expectorant effect, especially the first. When given with a view to empty the stomach, it operates vehemently and speedily; producing, however, great relaxation, debility, and perspiration, and even death, if given in over-doses. *Barton*, 1. 189. The anti-syphilitic virtues ascribed to *Lobelia syphilitica* are supposed to have resided in its diuretic property; they are, however, generally discredited altogether. *Ibid.* 2. 211. *Lobelia longiflora*, a native of some of the West India Islands, is one of the most venomous of plants. The Spanish Americans call it *Rebenta Cavallos*, because it proves fatal to horses that eat it, swelling them until they burst. Taken internally, it acts as a violent cathartic, the effects of which no remedy can assuage, and which end in death. The leaves are an active vesicatory. *Lobelia cardinalis* is an acrid plant which is reckoned an anthelmintic. *Ibid.* 2. 180.

GENERA.

Clermentia, Gaud.	Tupa, D. Don.	Isotoma, R. Br.	Hippobroma, Don.
Moquinia, Spr.	Siphocampylus, Pohl.	Holostigma, Don.	Canonanthus, Don.
Rollandia, Gaud.	Lobelia, L.	Lysipoma, H. B. K.	Strumpfia, L.
Cyanea, Gaud.	Dortmanna, Don.	Monopsis, Salisb.	Heterotoma, Zucc.
Delissea, Gaud.	Parastranthus, Don.	Clintonia, Dougl.	Jasione, L.
Pratia, Gaud.			

ORDER CLXXX. CAMPANULACEAE. THE CAMPANULA TRIBE.

CAMPANULA, *JUSS. Gen.* 163. (1789) in part.—CAMPANULACEJE, *R. Brown Prodr.* 559. (1810); *Lindl. Synops.* 135. (1829).—CAMPANULEJK, *Alph. DC. Monogr.* (1830).

ESSENTIAL CHARACTER.—*Calyx* superior, usually 5-lobed (3-8), persistent. *Corolla* monopetalous, inserted into the top of the calyx, usually 5-lobed (3-8), withering on the fruit, regular. *Aestivation* valvate. *Stamens* inserted into the calyx alternately with the lobes of the corolla, to which they are equal in number. *Anthers* 2-celled, distinct. *Pollen* spherical. *Ovary* inferior, with 2 or more polyspermous cells opposite the stamens, or alternate with them; *style* simple, covered with collecting hairs; *stigma* naked, simple, or with as many lobes as there are cells. *Fruit* dry, crowned by the withered calyx and corolla, dehiscing by lateral irregular apertures or by valves at the apex, always loculicidal. *Seeds* numerous, attached to a placenta in the axis; *embryo* straight, in the axis of fleshy albumen; *radicle* inferior.—*Herbaceous* plants or *under-shrubs*, yielding a white milk. *Leaves* almost always alternate, simple, or deeply divided, without stipules. *Flowers* single, in racemes, spikes, or panicles, or in heads, usually blue or white, very rarely yellow.

AFFINITIES. I gladly avail myself of the valuable remarks of Alphonse De Candolle in explaining the affinities of Campanulaceae. He considers that they differ from Lobeliaceae chiefly in their regular corolla, their stamens being almost always distinct, their pollen spherical (not oval), their stigmas generally long and velvety externally, in the abundance of collecting hairs on the style, and finally in their capsule usually opening laterally. "It is not only in the form," he proceeds, "but also in the number of the parts, that the flower of Campanulaceae is more regular than that of Lobeliaceae. Thus, in several Campanulas the cells of the ovary are equal in number to the stamens and the divisions of the corolla and calyx, which points out the natural symmetry of the flower. In Lobelias abortion is more frequent. In both groups the innermost organs are abortive more frequently than the outerniist. Thus, the number of cells is often smaller (never greater) than that of the stamens; the number of stamens is sometimes smaller (but never larger) than that of the lobes of the corolla; and the same is true of the lobes of the corolla with respect to the calyx. Finally, Lobeliaceae have sometimes a corolla of a fine bright red, a colour unknown among Campanulas; nine-tenths of the species of the latter have blue flowers; and those in which the colour varies, and into which a little red enters (as *Canarina*), are far from having the brilliancy of *Lobelia cardinalis* for instance. After Lobeliaceae, the natural groups with which Campanulaceae have the most relation are, no doubt, Goodeniaceae and Stylidiaceae, which formed part of the Campanulaceae of Jursieu. The regular corolla of Campanulaceae distinguishes them, at first sight, from both those orders, as well as from Lobeliaceae. Besides, Campanulas have not the fringed indusium which terminates the style of Goodeniaceae, and surrounds their stigma. Although this organisation approaches that of Lobeliaceae, and so Campanulaceae, it is not less true that it affords an important mark of distinction, and that it is connected with essential differences in the mode of fecundation. Brown has also remarked, that the corolla of Goodeniaceae is sometimes polypetalous, which it never is in Campanulaceae or Lobeliaceae; that the aestivation of their corolla is induplicate, not valvate; that its principid veins are lateral, or alternate with the lobes, as in Compositae; that in the species of Goodeniaceae with dehiscent fruit, the dehiscence is usually septical, while in the two other groups it is always loculicidal; finally, that Goodeniaceae have not the milky juice that characterises Campanulaceae and Lobeliaceae." Notwithstanding the polyspermous fruit and different inflorescence, this order approaches very closely to Compositae; the milky juice is the same as that of Cichomceae; the species have, in many cases, the flowers crowded in heads;

the stigma is similar to that of many Composite; there are the same collecting hairs on the style, in both cases intended to clear out the pollen from the cells of the anthers; and, finally, the habit is very like. The curious genus *Calysphyrum* offers a direct transition to Ericaceae.

GEOGRAPHY. Chiefly natives of the north of Asia, Europe, and North America, and scarcely known in the hot regions of the world. In the meadows, fields, and forests of the countries they inhabit, they constitute the most striking ornament. Some curious species are found in the Canaries, St. Helena, and Juan Fernandez. Alphonse De Candolle remarks, that "it is within the 36° and 47° N. lat. that in our hemisphere the greatest number of species is found; the chain of the Alps, Italy, Greece, Caucasus, the Altai range, are their true country. In whatever direction we leave these limits, the number of species rapidly decreases. In the southern hemisphere, the Cape of Good Hope (lat. 34° S.) is another centre of habitation, containing not fewer than 63 species. This locality has a climate so different from that of our mountains, that it may be easily imagined that the species capable of living there differ materially from those of our own hemisphere: in fact, they belong to other genera." Of 300 species, only 19 are found within the tropics. The same botanist remarks that, with only a single exception, all the species belonging to genera that open their capsule by lateral pores are found in the northern hemisphere; while those whose capsules dehisce at the apex chiefly inhabit the southern hemisphere.

PROPERTIES. The milky juice is rather acrid, but nevertheless the roots and young shoots of some, particularly of *Campanula Rapunculus*, or Rampion, of *Fhyteuma spicatum*, of *Canarina Campanula*, &c. are an occasional article of food. The chief value of the order, however, is its beauty:

GENERA.

Lightfootia, L'Herit.	Microcodon, A. DC.	Michauxia, L'Her.	<i>Legouzia</i> , Durand.
Cephalostigma, A. DC.	Wahlenbergia, Schrad.	<i>Mindium</i> , Rhazes.	<i>Apenula</i> , Neck.
Campanomsea, Bl.	<i>Cervicina</i> , Del.	Campanula, L.	Trachelium, L.
Codonopsis, Wall.	<i>Schultesia</i> , Roth.	<i>Roucela</i> , Dumort.	Adenophora, Fisch.
<i>Glossocomia</i> , Don.	Prismatocarpus, L'Her.	<i>Medium</i> , Fisch.	<i>Flarkea</i> , Spr.
Canarina, L.	Roella, L.	<i>Marianthemum</i> ,	Symphiandra, Ad. J.
<i>Pernettia</i> , Scop.	Phyteuma, L.	Schrank.	Musschia, Dumort.
Platycodon, A. DC.	Petromarula, A. DC.	<i>Specularia</i> , Heist.	Merciera, A. DC. - CalyRnhvnmim, Bge.

SUB-ORDER ? SPHENOCLEACEiE.

SPHENOCLEACE^, *Martins Conspectus*, No. 162. (1835).

ESSENTIAL CHARACTER.—*Calyx* superior, 5-parted, with inflexed segments. *Corolla* monopetalous, 5-parted, with the segments inflexed and somewhat auricled at the base. *Stamens* 5, sessile in the recesses of the corolla; *anthers* roundish two-celled, opening longitudinally. *Ovary* inferior, 2-celled, many-seeded; *style* very short, and 2-lobed; *stigma* hairless. *Capsule* membranous, 2-celled, many-seeded, with a central fungous placenta, circumscissile; *seeds* minute; *embryo* without albumen, straight, with the *radicle* next the hilum.—*Herbaceous* plants. *Leaves* alternate, soft, smooth, undivided, without *stipules*. *Flowers* minute, herbaceous, sessile in a dense subcylindrical head.

AFFINITIES. This remarkable plant is very much like a Campanulaceous genus in structure; but its exalbuminous seeds, the absence of collecting hairs from its styles, and the round sub-sessile anthers, seem to indicate the type of a different order; and the peculiar habit of the only known species seems to confirm the propriety of the separation.

GEOGRAPHY. An Indian marshy annual.
 PROPERTIES. Unknown.

GENUS.

Pongatium, Juss.
Sphenoclea, Gertn.
Gcertnera, Retz.
Rapinin, Lour.

ORDER CLXXXI. ? BELVISIACEÏE.

BELVISIEJE, *R. Brown in Linn. Tram.* 13.222. (1820).

ESSENTIAL CHARACTER.—*Calyx* of 1 piece, persistent, with a divided limb. *Corolla* ? monopetalous, plaited (many-lobed or undivided, simple or double), deciduous. *Stamens* either definite or indefinite, arising from the base of the corolla. *Ovary* inferior; *style* 1; *stigma* lobed or angular. *Fruit* berried, many-seeded.—*Shrubs*. *Leaves* alternate, entire, without stipules. *Flowers* axillary or lateral, solitary. *R. Br.*

AFFINITIES. Little is known of this obscure family, except that it is not referable to any order at present established.

GEOGRAPHY. African shrubs or trees.

PROPERTIES. Unknown.

GENERA.

Belvisia, Desv. Asteranthus, Desf.
Napoleona, P. de B.

ORDER CLXXXII. COLUMELLIACEÏE.

COLUMELLIEJE, *DoninEdinb. New Phil. Journ.* {Dec. 1828}.

ESSENTIAL CHARACTER.—*Calyx* superior, 5-parted. *Corolla* rotate, 5-8-parted, with an imbricated aestivation. *Stamens* 2, inserted in the throat, alternate with the segments of the corolla; *anthers* roundish, 3-lobed, bursting externally, each consisting of three pair of narrow somewhat sinuous cells which open longitudinally, and which are placed upon a solid fleshy *connective*. *Ovary* inferior, 2-celled, with an indefinite number of ovules; *style* simple, smooth; *stigma* capitate, 2-lobed. *pisk* epigynous, fleshy. *Fruit* capsular, 2-celled, many-seeded, with a septicial dehiscence. — [*Seeds* ascending; *testa* polished; *embryo* taper, erect, in the axis of fleshy albumen. *Don.*]—*Shrubs*, or *trees*. *Leaves* opposite, without stipules, entire or serrated. *Flowers* yellow.

AFFINITIES. This character has been prepared from excellent specimens of *Columellia oblonga* sent home by Matliews; *C. obovata* does not appear to differ in any essential circumstance, so far as I can judge, from a bud given me by M^r Don. This gentleman, who first noticed the order, thinks it near Jasminaceae, with which it corresponds " in the structure and aestivation of the corolla, in the bilocular ovary, and erect (?) ovules: and it agrees both with them and *Syringa* in the structure and dehiscence of the capsule. The order differs, however, essentially from Jasminaceae, by having an adherent ovary, by the presence of a perigynous (?) disk, by the undivided stigma, and, lastly, by having an inferior capsule with polyspermous cells." It appears to nie, however, that there are objections to this view of the affinities of the order, especially as *Menodora* which Don included in his *Columelliaceae* is

the same as *Bolivaria* which is a genuine Jasminaceous plant. The first thing that strikes one in looking at *Columellia oblonga*, is its resemblance to *Onagracere*, from which, however, the proportions of the flower, the monopetalous corolla, &c. clearly divide it. The next point is its stamens; these curious bodies, rudely represented in the *Flora Peruviana*, are apparently composed each of three stamens firmly consolidated; for each anther has six cells arranged in 3 pairs upon a three-lobed fleshy connective, and turned towards the corolla. Now this indicates an irregularity of structure of a most unusual kind, and to which I find no parallel; in order to reduce such a structure to regularity, we must either suppose that 3 more such triple stamens are abortive, and that consequently the typical number of parts in the androecium is twenty-five, or we must imagine that the typical number is 10, and that each of the stamens actually developed is composed of two stamens opposite the segments of the corolla and one alternate with them; in that case three of the stamens alternating with the lobes of the corolla, and two of those opposite the lobes will have to be supposed undeveloped. This would give us a pentamerous monopetalous flower, with twice as many stamens as parts of the corolla. Among monopetalous orders with an inferior ovary we have no such structure; among the regular dicarpous orders with a superior ovary we have only *Potaliaceae* with a similar organization, but the plants which constitute that order are so very different in habit that it is not probable that it is they with which *Columelliaceae* are to be considered allied. Perhaps Don's idea of a connection between *Columellia* and *Halesia* may have some foundation: but there is as yet too little evidence to enable Botanists to form any decided opinion upon the subject.

GEOGRAPHY. Mexican and Peruvian plants.

PROPERTIES. Unknown.

GENUS.

Columellia, R. et P.
Uluxia, Juss.

ORDER CLXXXIII. STYLIDIACE.E.

STYLIDE*, *R. Broum Prodr.* 565. (1810).

ESSENTIAL CHARACTER.—*Calyx* superior, with from 2 to 6 divisions, bilabiate or regular, persistent. *Corolla* monopetalous, falling off late; its limb irregular, rarely regular, with from 5 to C divisions, imbricated in aestivation. *Stamens* 2; *filaments* connate with the style into a longitudinal column; *anthers* twin, sometimes simple, lying over the stigma; *pollen* globose, simple, sometimes angular. *Ovary* 2-celled, many-seeded, sometimes 1-celled, in consequence of the contraction of the dissepiment, often surmounted with a single gland in front, or two opposite ones: *style* 1; *stigma* entire or bifid. *Capsule* with 2 valves and 2 cells, the dissepiment between which being sometimes either contracted or separable from the inflexed margins of the valves, the capsule becomes as it were 1-celled. *Seeds* small, erect, sometimes stalked, attached to the axis of the dissepiment; *embryo* minute, enclosed within a fleshy somewhat oily albumen.—*Herbaceous* plants or *undershrubs*, without milk, having a stem or scape, their hair, when they have any, simple, acute, or headed with a gland. *Leaves* scattered, sometimes whorled, entire, their margins naked or ciliated, the radical ones clustered in the species with scapes. *Flowers* in spikes, racemes, or corymbs, or solitary; terminal, rarely axillary, the pedicels usually with three bracts.

AFFINITIES. Nearly allied both to *Campanulaceae* and *Goodeniaceae*, from both which they are distinguished by their gynandrous stamens, and from the latter by the want of an indusium to the stigma. The structure of the sexual

organs is highly curious; the stamens and style are closely combined in a solid irritable column, at the top of which is a cavity, including the stigma, and bounded by the anthers. A singular blunder was committed by Labillardière, who mistook the epigynous gland for the stigma; and another by L. C. Richard, who considered the labellum to be the female organ.

GEOGRAPHY. Chiefly found in New Holland. Species have been discovered both in Ceylon and the South Sea Islands.

PROPERTIES. Unknown.

GENERA.

Stylidium, Sw.	Leuwenhoekia, R. Br.
Ventenatia, Sm.	Forstera, Linn. fil.
Candolleu, La Bill.	Phyllachne, Forst.

ALLIANCE II. GOODENIALES.

ESSENTIAL CHARACTER.—*Stigma* with a cup-like indusium.

In habit the plants of this alliance are similar to Lobeliaceae; their peculiar stigma, however, sufficiently distinguishes them.

ORDER CLXXXIV. GOODENIACEÆ.

CAMPANULA, *JUSS. Gen.* 163. (1789) *in part.*—GOODENOVIJE, *R. Brown Prodr.* 573. (1810).
Bartl. Ord. Nat. 14*. (1830).

ESSENTIAL CHARACTER.—*Calyx* usually superior, rarely inferior, equal or unequal, in from 3 to 5 divisions. *Corolla* always more or less superior, monopetalous, more or less irregular, withering; its *tube* split at the back, and sometimes capable of being separated into 5 pieces, when the calyx only coheres with the base of the ovary; its *limb* 5-parted, with 1 or 2 lips, the edges of the segments being thinner than the middle, and folded inwards in aestivation. *Stamens* 5, distinct, alternate with the segments of the corolla; *anthers* distinct or cohering, 2-celled, bursting longitudinally. *Pollen* simple or compound. *Ovary* 2-celled, rarely 4-celled, with indefinite ovules, having sometimes a gland at its base between the 2 anterior filaments; *style* 1, simple, very rarely divided; *stigma* fleshy, undivided, or 2-lobed, surrounded by a membranous cup. *Fruit* a 2- or 4-celled capsule with many seeds, attached to the axis of the dissepiment, which is usually parallel with the valves, rarely opposite to them. *Seeds* usually with a thickened testa, which is sometimes nut-like; *albumen* fleshy, enclosing an erect *embryo*; *cotyledons* foliaceous; *plumule* inconspicuous.—*Herbaceous* plants, rarely *shrubs*, without milk, with simple or glandular hairs, if any are present. *Leaves* scattered, often lobed, without stipules. *Inflorescence* terminal, variable. *Flowers* distinct, never capitate, usually yellow, or blue, or pink.

ANOMALIES. This order offers the singular anomaly of genera having, at the same time, & an inferior calyx and a superior corolla; a circumstance which, it has been well observed by Brown, points out the real origin of both organs.

AFFINITIES. We cannot doubt the strict relation of these to Campanulaceae and Lobeliaceae, from which they differ in the aestivation of the flower, and in the peculiar indusium of the stigma, a trace of which is to be found in Lobeliaceae, and which exists in a remarkable degree in the order Brunoniaceae of the Aggregose group. Scaevolaceae differ only in their definite seeds. Upon the nature of the indusium of the stigma Brown makes the following observations. '

" Is this remarkable covering of the stigma in these families merely a process of the apex of the style? or is it a part of distinct origin, though inti-

mately cohering with the pistillum? On the latter supposition, may it not be considered as analogous to the glandular disk surrounding or crowning the ovarium in many other families? And, in adopting the hypothesis I have formerly advanced respecting the nature of this disk in certain families,—namely, that it is composed of a series of modified stamina,—has not the part in question a considerable resemblance, in apparent origin and division, to the stamina of the nearly-related family Stylidiaceae? To render this supposition somewhat less paradoxical, let the comparison be made especially between the indusium of Brunonia and the imperfect antherae in the female flowers of Forstera. Lastly, connected with this view, it becomes of importance to ascertain whether the stamina of Stylidiaceae are opposite to the segments of calyx or of corolla. The latter disposition would be in favour of the hypothesis. This, however, is a point which will not be very easily determined, the stamina being lateral. In the mean time, the existence and division of the corona faucis in Stylidium render it not altogether improbable that they are opposite to the segments of the corolla." *R. Brown in Linn. Trans.* 12. 134. I am rather inclined to consider the indusium analogous to the collecting hairs of Campanulaceae. In these they occupy the surface of the greater part of the style; in Lobelia they are sometimes arranged in a whorl, forming a cup-like fringe; and in Goodeniaceae the hairs, being still whorled, are consolidated into a uniform substance by their mutual cohesion.

GEOGRAPHY. Natives of New Holland, and other islands of the South Pacific Ocean.

PROPERTIES. Unknown.

GENERA.

Goodenia, Sm.	Calogyne, R. Br.	Distylis, Gaudich.	Cyph'a, Berg.
<i>Selliera</i> , Cav.	Euthales, R. Br.	Lechenaultia, R. Br.	Pentaphragma, Wall.
	Velleja, Sm.	Anthotium, R. Br.	

ORDER CLXXXV. SCIEVOLACEIE.

GOODENOVLIE, § Scaevoleae, *R. Brown Prodr.* 582. (1810).—*SCJEVOLEM*, *Ed. Pr. No.* 178. (1830); *Martius Conspectus*, No. 167. (1835).

ESSENTIAL CHARACTER.—*Calyx* superior, equal or unequal, in 5 divisions, sometimes obsolete. *Corolla* superior, monopetalous, more or less irregular, withering, or deciduous; its *tube* split at the back; its *limb* 5-parted, with 1 or 2 lips, the edges of the segments being thinner than the middle, and folded inwards in aestivation. *Stamens* 5, distinct, alternate with the segments of the corolla; *anthers* distinct or cohering, 2-celled, bursting longitudinally; *pollen* simple. *Ovary* 1- 2- or 4-celled, with 1, seldom 2, erect ovules in each cell; *style* 1, simple; *stigma* fleshy, surrounded by a membranous cup. *Fruit* inferior, indehiscent, drupaceous, or nut-like. *Seeds* with a thickened testa; *albumen* fleshy, enclosing an erect embryo; *cotyledons* foliaceous; *plumule* inconspicuous.—*Herbaceous* plants or *shrubs*, without milk, with simple or stellate hairs, if any are present. *Leaves* scattered, undivided, without stipules. *Inflorescence* axillary or terminal. *Flowers* distinct, never capitate, white, blue, or yellowish.

ANOMALIES. A Molucca species of Scaevola exists, with opposite leaves. *R. Br.*

AFFINITIES. Combined, on account of their indusiate stigmas, by Brown, with Goodeniaceae and Brunoniaceae, from the former of which they differ in habit, indehiscent fruit, and definite seeds; from the latter, in their compound inferior ovary and habit.

GEOGRAPHY. Natives of the South Seas and the islands of the Indian archipelago. The species are abundant in New Holland.

PROPERTIES. Unknown.

GENERA.

Scaevola, L.	Pogonetes, (37)
Gerbera, Lour.	Diaspasis, R. Br.
	Dampiera, R. Br.

ALLIANCE III. CINCHONALES.

ESSENTIAL CHARACTER.—*Stipules* between the leaves.

I know of no other good character by which the genera belonging to this alliance are to be known from Capriales; and yet the order that they consist of is, in the opinion of all botanists, distinct. The same character then cuts off Stellales, which is not generally admitted. The principal anomaly in the alliance is in the case of Opercularineae, which have a 1-celled ovary, and which ought, perhaps, rather to form a distinct order among Aggregosae.

ORDER CLXXXVI. CINCHONACEJE. THE COFFEE TRIBE.

RVBIACEM, Juss. Gen. 196. (1789) for the most part; *Ann. Mus.* 10. 313. (1807); *Mém. Mus.* 6. 365. (1820); *Diet. des Sciences*, 46. 385. (1827); *Schlect. et Chamisso in Linnaea*, 3. 309. (1828); *Ach. Rich. Dissert. in Mém. Soc. h. n. Par.* 5. 81. (1830); *DC. Prodr.* 4. 341. (1830); *Roy Ms Illustration*, p. 287. (1835).

ESSENTIAL CHARACTER.—*Calyx* superior, simple, with a definite number of divisions or none. *Corolla* superior, tubular, regular, with a definite number of divisions, which are valvate or imbricated in aestivation and equal to the segments of the calyx. *Stamens* arising from the corolla, all on the same line, and alternate with its segments; *pollen* elliptical. *Ovary* inferior, surmounted by a disk, usually 2-celled, occasionally with several cells; *ovules* numerous and attached to a central placenta, or few and erect or ascending; *style* single, inserted, sometimes partly divided; *stigma* usually simple, sometimes divided into a definite number of parts. *Fruit* inferior, either splitting into 2 cocci, or indehiscent and dry or succulent, occasionally many-celled. *Seeds* definite or indefinite; in the former case erect or ascending, in the latter attached to a central axis; *embryo* small, oblong, surrounded by horny albumen; *cotyledons* thin; *radicle* longer, turned, to the hilum.—*Trees, shrubs, or herbs.* *Leaves* simple, quite entire, opposite or verticillate, with interpetiolar stipules. *Flowers* arranged variously, usually in panicles or corymbs.

ANOMALIES.—Opercularia has but 1 cell and 1 seed, and the number of stamens is incongruous with the lobes of the corolla.

AFFINITIES. This well-marked and strictly limited order is nearly allied to Composite, from which its distinct stamens, bilocular or plurilocular ovary, and inflorescence, distinguish it; and consequently it participates in all the relationship of that extensive group. From Apocynaceae the aestivation of the corolla, the presence of stipules, and the inferior ovary, distinctly divide it; yet, according to Brown, there exists a genus in equinoctial Africa which has the interpetiolar stipules and seeds of Cinchonaceae, and the superior ovary of Apocynaceae, thus connecting these two orders. *Congo*, 448. The close proximity of Caprifoliaceae will be adverted to in speaking of that order. A tribe called Opercularineae, referred here by Brown (*Ibid.* 447) and others (*A. Rich. Elem. ed.* 4. 483), is remarkable for having but 1 seed, and the number of stamens unequal to the lobes of the corolla; it occupies an intermediate position between genuine Cinchonaceae and Dipsaceae. The order has been recently illustrated by Chamisso and Schlechtendahl, Achille Richard, and by De Candolle in his invaluable Prodrômus. It is, I think, much to be regretted that all these authors should have retained the name Rubiaceae;

for surely Stellate, to which the genus *Rubia* belongs, must be admitted to be fully as distinct from Cinchonaceae as is the universally recognized order Caprifoliaceae.

GEOGRAPHY. Almost exclusively found in the hotter parts of the world, especially within the tropics, where they are said to constitute about 1-29th of the whole number of flowering plants. In America the most northern species is *Pinckneya pubens*, a shrub inhabiting the southern states of North America; the most southern is *Nerteria depressa*, a small herb found in the Straits of Magellan. The order is represented in northern regions by *Stellatae*.

PROPERTIES. Powerful febrifugal properties in the bark, or emetic in the root, are the grand features of this order, the most efficient products of which, in these two respects, are *Quinquina* and *Ipecacuanha*. The febrifugal properties depend upon the presence of a bitter, tonic, astringent principle, which exists in great abundance in the bark; those of *Cinchona* are known to depend upon the presence of two alkalies, called *cinchonia* and *quina*, both of which are combined with kinic acid: two principles which, though very analogous, are distinctly different, standing in the same relation to each other as potassa and soda. *Turner*, 648. Sertürner has obtained some other vegeto-alkalies from *Cinchona*, one of which he calls *chinioidia*. *Brande*, 12. 417. *N. S.* But the existence of this is denied by Henry and Delondre. *Ibid.* July, 1830, p. 422. A detailed account of the qualities, synonymes, and commercial names of the species of *Cinchona* is given in Lambert's *Illustration of the Genera Cinchona*, 4to. London, 1821. In the same work is a translation of Humboldt's account of the *Cinchona* forests of South America; but the most satisfactory information is to be found in a Memoir upon the officinal Jesuit's Barks, published in the *Bill. Univ. de Genève*, June, 1829-1830, quoted in *Ferussac's Bulletin*, June, 1830, p. 437. Buena hexandra bark is an indifferent febrifuge, known in Brazil under the name of *China*. *Ibid.* Three species of *Remija*, the *R. ferruginea*, *Vellozii*, and another, are found in Brazil, where they are used for the same purposes as the Peruvian bark, to which, however, they are altogether inferior. *Pl. Usuelles*, no. 2. The bark of French Guiana, possessing properties analogous to those of *Cinchona*, is obtained from *Portlandia hexandra*, the *Coutarea speciosa* of Aublet. *Humb. Cinch. For.* 43. *Eng. ed.* The *Quinquina Piton* and *Quinquina des Antilles* are produced by species of the genus *Exostema*, and are remarkable for possessing properties similar to those of true *Quinquina*, but without any trace of either *cinchonine* or *quinine*. *Pl. Usuelles*, no. 3. A kind of fever bark is obtained at Sierra Leone from *Rondeletia febrifuga*. Besides these, a great number of other species possess barks more or less valuable: *Pinckneya pubens* is the fever bark of Carolina; *Macrocnemum corymbosum*, *Guettarda coccinea*, *Antirhea*, and *Morinda Royoc*, are all of the same description. *Chiococca anguifuga* and *densifolia* are most active remedies in cases of snake-poisons. Their action is violently emetic and purgative. See *Martius, Mat. Med. Bras.* p. 18. They are recommended by this writer to be used in hydrophobia. *Manettia cordifolia*, another Brazilian plant, acts in a similar way. The last is also used in dropsy and dysentery. A lightish brown, bitter, and powerfully astringent extract, called *Gamber*, is obtained at Malacca by boiling the leaves of *Nauclea Gamber*; it is sometimes substituted for Gum Kino. *Ainslie*, 2. 106. A decoction of the leaves as well as root of *Webera tetrandra* is prescribed in India in certain stages of flux, and the last is supposed to have anthelmintic qualities, though neither have much sensible taste or smell. The bark and young shoots are also used in dysentery. *Ibid.* 2. 63. Among the emetics, *Ipecacuanha* holds the first rank; it is the root of *Cephaelis Ipecacuanha*, a little creeping-rooted, half-herbaceous plant, found in damp shady forests in Brazil. Similar properties are found in the roots of other

Cinchonaceae of the same country, as in *Richardsonia rosca* and *scabra*, *Spermaceo ferruginea* and *Poaya*, &c. A peculiar alkaline principle, called *Emetia*, is found in *Ipecacuanha*, which contains 16 per cent, of it. *Turner*, 653. The *Raiz Preta*, which is celebrated for its power in curing dropsy, and in destroying the dangerous consequences of bites of serpents, is said to be related to *Ipecacuanha*. *Ed. P. J.* 1. 218. Several species of *Psychotria*, as *emetica* and *herbacea*, are substitutes for *Ipecacuanha*. The spurious barks called *Quinquina Piton* are capable of exciting vomiting. The powdered fruit of *Randia dumetorum* is a powerful emetic. An infusion of the bark of the root is administered to nauseate in bowel complaints. *Ainslie*, 2. 18G. According to *Roxburgh*, the root bruised and thrown into ponds where there are fish intoxicates them as *Cocculus indicus*. *Ibid.* *Psychotria noxa* and *Palicourea Marcgraavii*, both called *Erva de rata*, are accounted poisonous in Brazil; but nothing very certain seems to be known of their properties. *Ed. P. J.* 14. 267. The leaves of *Oldenlandia umbellata* are considered by the native doctors of India as expectorant. *Ainslie*, 2. 101. Coffee is the roasted seeds of a plant of this order, *Coffea arabica*, and is supposed to owe its characters to a peculiar chemical principle called *Caffein*. *Turner*, 699. The part roasted is the albumen, which is of a hard horny consistence; and it is probable that the seed of all Cinchonaceae or Stellatae whose albumen is of the same texture would serve as a substitute. This would not be the case with those with fleshy albumen. The fruit of some species of *Gardenia*, *Genipa*, and of *Vangueria*, the *Voa Vanga* of Madagascar, are succulent and eatable. Various species of *Morinda*, *Hydrophylax maritima*, &c. afford a colouring matter analogous to the dye of Madder.

GENERA.

B244

§ 1. & NCHONE/B. A.R.	§ 2. GARDENIEAS,	<i>Randia</i> , Houst.	§ 3. HEDYOTIDÆ,
<i>Nuclea</i> , L.	Ch. et S.	<i>Oxyceros</i> , Lour.	Ch. et S.
<i>Uncaria</i> , Schreb.	COCCOCYPSELKJE,	<i>Griffithia</i> , W. et A.	<i>Condaminea</i> , DC.
<i>Ouroouparia</i> , Aubl.	Ch. et S.	<i>Scepseothamnus</i> ,	<i>Macrocnemum</i> , P. Br.
<i>Agylophora</i> , Neck.	<i>Sarcocephalus</i> , Afzel.	Cham.	<i>Chimarrhis</i> , Jacq.
<i>Adina</i> , Salisb.	<i>Cephalina</i> , Thonn.	<i>Thieleodoxa</i> , Cham.	<i>Augustea</i> , DC.
<i>Stevensia</i> , Poit.	<i>Zuccarinia</i> , Blum.	<i>Hyptianthera</i> , W. et A.	<i>Augusta</i> , Pohl.
<i>Coutarea</i> , Aubl.	<i>Lucinaea</i> , DC.	<i>Chapelieria</i> , A. Rich.	<i>Portlandia</i> , P. Browne.
<i>Hillia</i> , Jacq.	<i>Burchellia</i> , R. Br.	<i>Heinsia</i> , DC.	<i>Bikkia</i> , Reinw.
<i>Fereiria</i> , Vand.	<i>Bubalina</i> , Rafin.'	<i>Menestoria</i> , DC.	<i>Cormigonus</i> , Raf.
<i>Hymenopogon</i> , Wall.	<i>Amaioua</i> , Aubl.	<i>Helospora</i> , Jack.	<i>Isidorea</i> , A. Rich.
<i>Lasionema</i> , D. Don.	<i>Hexactina</i> , Willd.	<i>Hippotis</i> , R. P.	<i>Spallanzahia</i> , DC.
<i>Endlichera</i> , Presl.	<i>Mussaenda</i> , Linn.	<i>Pomatium</i> , Gaertn.	<i>Rondeletia</i> , Plum.
<i>Cinchona</i> , DC.	<i>Bellilla</i> , Rheed.	<i>Berticra</i> , Aubl.	<i>Petegba</i> , P. Brown.
<i>Kinkina</i> , Adans.	<i>Kutchubaea</i> , Fisch.	<i>Pouchetia</i> , A. Rich.	<i>Arachnimorpha</i> ,
<i>Buena</i> , Pohl.	<i>Cassupa</i> , H. B.	<i>Cupia</i> , DC.	Desv.
<i>Cosmibuena</i> , R. P.	<i>Gynopachys</i> , Blum.	<i>Cupi</i> , Rheed.	<i>Liffhtfootia</i> , Schreb.
<i>Remija</i> , DC.	<i>Tocoyena</i> , Aubl.	<i>Chomelia</i> , L.	<i>Willdenovia</i> , Gmel.
<i>Macrocnemum</i> ^e Wz,	<i>Uciana</i> , Willd.	<i>Webera</i> , Schreb.	<i>Greenea</i> , W. et A.
<i>Luculia</i> , Sweet.	<i>Posoqueria</i> , Aubl.	<i>Zamaria</i> , Rafin.	<i>Wendlandia</i> , Bartl.
<i>Hymenodictyon</i> , Wall.	<i>Kyrtanthus</i> , Gmel.	<i>Tarena</i> , Gaertn.	<i>Adenosacme</i> , Wall.
<i>Exostemma</i> , DC.	<i>Cyrtanthus</i> , Schreb.	<i>Petesia</i> , P. Brown.	<i>Xanthophyllum</i> , Blum
<i>Danais</i> , Comm.	<i>Solena</i> , Willd.	<i>Coccocypselum</i> , Swtz.	<i>Carphalea</i> , Juss.
<i>Manettia</i> , Mutis.	<i>Posoria</i> , Rafin.	<i>Sicelium</i> , P. Brown.	<i>Sipanea</i> , Aubl.
<i>Nacibea</i> , Aubl.	<i>Oxyanthus</i> , DC.	<i>Tontanea</i> , Juss.	<i>Virecta</i> , DC
<i>Bouvardia</i> , Salisb.	<i>Stylocoryna</i> , Cav.	<i>Bellardia</i> , Schreb.	<i>Ophiorhiza</i> , L.
<i>Mginetia</i> , Cav.	<i>Vahlenbergia</i> , Blum.	<i>Condalia</i> , R. et P.	<i>Argostemma</i> , Wall.
<i>Chistimia</i> , Rafin.	<i>Ceriscus</i> , Nees.	<i>Fernelia</i> , Comm.	<i>Pomavizium</i> , Rein ^t
<i>Pinckneya</i> , Michx.	<i>Genipa</i> , Plum.	<i>Petunga</i> , DC.	<i>Spiradiclis</i> , Blum.
<i>Calycophyllum</i> , DC.	<i>Duroia</i> , L.	<i>Higginsia</i> , Pers.	<i>Tula</i> , Adans.
<i>Macrocnemum</i> , Vahl.	<i>Gardenia</i> , Ellis.	<i>O-Hi^rrginsia</i> , R. et P.	<i>Dentella</i> , Forst. gea [»]
	<i>Rothmannia</i> , Thunb.	<i>Hoffmannia</i> , Swartz.	<i>Hedyotis</i> , Roxb.
	<i>Piringa</i> , Juss.	<i>Catesbaea</i> , L.	
	<i>Sahlbergia</i> , Neck.		

- Oldenlandia, Linn.
Gerontogea, Cham.
Listeria, Neck.
Gonotheca, Blum.
Kohautia, Cham.
Kadua, Cham.
Anotis, DC.
Rachicallis, DC.
Lucya, DC.
Dunalia, Spreng.
? *Polypreum*, L.
§ 4. ISERTIEJE, A. R.
Metabolos, Blum.
Sclerococcus, Bartl.
Gonzalea, Pers.
Gonzalagunia,
R. et P.
Isertia, Schreb.
Phosanthus, Rafin.
§ 5. HAMELIEJE, A. R.
Tepesia, Gaertn.
Evosmia, H. B.
Sabicea, Aubl.
Olostyla, DC.
Stylucoryna, La B.
Axanthes, Blume.
Wallichia, Reinw.
Maschalanthe, Blum.
Urophyllum, Jack.
TVallichia, Roxb.
Hamelia, Jacq.
Duhamelia, Pers.
Tangarasca, Adans.
Alibertia, A. Rich.
Genipella, Rich.
Melanopsidium, Poit.
Schradera, Vahl
Urceolaria, Willd.
Brignolia, DC.
Patima, Aubl.
Polyphragmon, Desf.
§ 6. CORDIERIEJE, A. R.
Cordia, A. Rich.
Tricalysia, A. Rich.
§ 7. GUETTARDEIE,
Kunth.
Morinda, Vaill.
Royoc, Plum.
Myrmecodia, Jack.
Hydnophytum, Jack.
Hypobathrum, Blum.
Nertera, Banks.
Nerteria, Smith.
Gomozia, Mutis.
Erythrodanum, Pet.
Thou.
Mitchella, Linn.
Chamcedaphne,
Mitch, gen.
Baumannia, DC.
Mephitidia, Reinw.
Lasianthus, Jack.
Vangueria, Comm.
Voacanga, Rohr.
Meynia, Link.
Guettarda, Vent.
Mathiola, Linn.
- Laugeria*, Jack.
Halesia, P. Brown.
Viviania, Rafin.
Malanea, Aubl.
Antirhoea, Comm.
Cunninghamia,
Schreb.
Stenostomum, Gaertn.
Chione, DC.
Crusea, A. Rich.
Timonius, Rumph.
Bobea, Gaudich.
Bobcea, A. Rich.
Burneya, Cham.
Hamiltonia, Roxb.
Spermadictyon,
Roxb.
Leptodermis, Wall.
Psathura, Comm.
Chicoinata, Comm.
Psatura, Poir.
Psathyra, Spreng.
Myonima, Comm.
Pyrostria, Comm.
Octavia, DC.
Litosanthes, Blume.
Lithosanthes, A. Rich.
Erithalis, P. Brown.
Herrera, Adans.
Retiniphyllum, H. B.
Nonatelia, Aubl.
Oribasia, Schreb.
Gynochtodes, Blum.
Ccelospermum, Blum.
Ancylanthus, Desf.
Cuviera, DC.
Dondisia, DC.
Stigmanthus, Lour.
Stigmatanthus, Rcem.
et S.
Strumpfia, Jacq.
§ 6. PIEDERIEJE, DC.
Lecontea, A. Rich.
Poederia, Linn.
§ 9. COFFEE, DC.
PSYCHOTRIACEJE,
Ch. et S.
Amaracarpus, Blum.
Damnacanthus, Gaertn.
Canthium, Lam.
Plectronia, Linn.
Psydrax, Gaertn.
Marquisia, A. Rich.
Nescidia, A. Rich.
Diplospora, DC.
Epithinia, Jack.
Siderodendron, Schrb.
Sideroxyloides, Jacq.
Eumachia, DC.
Petesia, Gaertn.
Declieuxia, H. B. K.
Psyllocarpus, Pohl.
Tertrea, DC.
Schiedea, A. Rich.
Chiococca, P. Brown.
Margaris, DC.
Deselicea, fl. mex.
- Saldinia, A. Rich.
Scolosanthus, Vahl.
Antacanthus, Rich.
Chomelia, Jacq.
Baconia, DC.
Ferulamia, DC.
Ixora, Linn.
Pavetta, Linn.
Pavate, Ray.
Saprosma, Blum.
Coussarea, Aubl.
Frcelichia, Juss.
Billardiera, Vahl.
Pecheya, Scop.
Polyozus, Lour.
Grumilea, Gaertn.
Rutidea, DC.
Rytidea, Spreng.
Farama, A. Rich.
Tetramerium, Juss.
Strepelia, A. Rich.
Coffea, Linn.
Rudgea, Salisb.
Antherula, Lour.
Ronabea, Aubl.
Antonia, P.
Psychotria, L.
Simiria, Aubl.
Mapouria, Aubl.
Palicourea, Aubl.
Galvania, Veil.
Stephanium, Schreb.
Colladonia, Spreng.
Chasalia, Comm.
10. § CEPHAELIDEJE, Ch.,
et Sch.
Cephaëlis, Swartz.
Tapogomea, Aubl.
Evea, Aubl.
Callicocca, Schreb.
Cephaleis, Vahl.
Carapichea, Aubl.
Eurothia, Neck.
Sutera, DC.
Geophila, Don. Prod.
Patabea, Aubl.
§ 11. SPERMACOCEJE,
Ch. et S.
Cephalanthus, L.
Anthocephalus, A.
Rich.
Democritea, DC.
Octodon, Thonn.
Borreria, Meyer.
Bigelowia, Spreng.
Chlorophytum, Pohl.
Grulhmannia, Neck.
Santia, W. et A.
Eupyrena, W. et A.
Pyrostria, Roxb.
Spermacoce, Meyer.
Covelvia, Neck.
Chenoearpus, Neck.
Otiophora, Zucc.
Hexasepalum, Bartl.
Diodia, L.
Triodon, DC.
Crusea, Cham.
- Richardsonia, Kunth.
Richardia, L.
Schiedea, Bartl.
Knoxia, L.
Cruckshanksia, H. et
A.
Psyllocarpus, Mart.
Mitracarpum, Zucc.
Schizangium, Bartl.
Staurospermum,
Thonn.
Staelia, Cham.
Tessiera, DC.
Gaillonia, A. Rich.
Machaonia, H. B.
Serissa, Comm.
Dysodu, Lour.
Buchozia, L'Her.
Ernodea, Swartz.
Cuncea, Ham.
Hydrophyllax, Linn. f.
Sarissus, Gsertn.
Scyphiphora, Gaertn.
Plocama, Ait.
Placoma, Pers.
Ba'tlingia, R'cichenb.
Putoria, Pers.
§ 12. ANTHOSPERME^,
Ch. et S.
Coprosma, Forst.
Phyllis, L.
Nobla, Adans.
Galopina, Thunb.
Anthospermum, L.
Tournefortia, Ponted.
Ambraria, Cruse.
§ 13. OPERCULARI-
NEIE, JUSS.
Pomax, Soland.
Opercularia, A. Rich.
Cryptospermum, Pers.
Lipostoma, Don.
Canephora, Juss.
Morelia, A. Rich.
Salzmannia, DC.
Deppea, Cham.
Billottia, DC.
Viviania, Colla.
Melanospidium, Cels.
hort.
Psilobium, Jack.
Platymarium, Bartl.
Stipularia, Beauv.
Hylacium, Beauv.
Phallaria, Schum.
Benzonia, Schum.
Alseis, Schott.
Breonia, A. Rich.
Lecananthus, Jack.
Jackia, Wall.
Himatanthus, Willd.
Sickingia, Willd.
Lippaya, Endl.
Sommera, Schlecht.
Myrioneuron, Wall.
Pleotheca, Wall.
Monodynamus, Pohl.

ORDER CLXXXVII LYGODYSODEACEÆ.

LYGODYSODEACEÆ, *Bartl. Ord. Nat.* 207. (1830) ; *Martius Conspectus*, No. 161. (1835).
—*RubiACE-as* § *Paederieae*, *DC. Prodr.* 4. 470. (1830).

DIFFERENTIAL CHARACTER.—In all things Cinchonaceous except; *Ovary* composed of two confluent carpels, 1-celled, with 2-ovules; *style* single. *Pericarp* brittle, burst in four directions from the base, not adhering to the seeds, 1-celled. *Placenta* 2, free, rising up between the pericarp and the back of the seeds. *Seeds* 2, pendulous from the apex of the placenta. *Albumen* 0. *Embryo* straight, foliaceous, compressed; *radicle* short, inferior.—*Twining shrubs*. *Stipules* single between the petioles.

AFFINITIES. According to Bartling, from whom the foregoing *differentia!* character has been taken, an order intermediate between Apocynaceae and Cinchonaceae; differing from the latter in the remarkable structure of the fruit and seed. If the latter is rightly described, the order must indeed be recognized; but De Candolle, who seems to have examined the same materials as Bartling, gives quite another account of the structure, and reduces the supposed order to the § *Paederieae* of Cinchonaceae. According to De Candolle, what Bartling calls pericarp is calyx, and his seeds are carpels, and consequently all the most remarkable features of the order disappear, with the exception of the absence of albumen. If Bartling is right, the radicle must be at the end of the seed most remote from the hilum; if De Candolle's views are correct, the radicle will probably be in its usual place. This question deserves attention from those who have access to the necessary materials.

GEOGRAPHY. Natives of South America.

PROPERTIES. Unknown.

GENUS.

Lygodysodea, R. et P.

Disodea, PQTS.

ALLIANCE IV, CAPRIALES.

ESSENTIAL CHARACTER.—*Stipules* wanting. *Leaves* opposite. *Seeds* always definite in number.

ORDER CLXXXVIII. CAPRIFOLIACEÆ.

THE HONEYSUCKLE TRIBE.

CAPRIPOLIA, *JUSS. Gen.* 210. (1789) *in part.*—CAPRIFOLIACEÆ, *Rich. Diet. Class.* 3.172. () ; *Lindl. Synops.* 131. (1829) ; *DC. Prodr.* 4. 321. (1830) ; *Bartl. Ord. Nat.* 213. (1830).

ESSENTIAL CHARACTER.—*Calyx* superior, 4-5-cleft, usually with 2 or more bracts at its base. *Corolla* superior, monopetalous or polypetalous, rotate or tubular, regular or irregular. *Stamens* epipetalous, equal in number to the lobes of the corolla, and alternate with them. *Ovary* with from 1 to 3 or 4 cells, 1 of which is often monospermous, the others polyspermous; in the former the ovule is pendulous; *style* 1; *stigmas* 1, or 3-4. *Fruit* indehiscent, 1- or more celled, either dry, fleshy, or succulent, crowned by the persistent lobes of the calyx. *Seeds* either solitary and pendulous, or numerous and attached to the – *testa* often bony; *embryo* straight, in fleshy albumen; *radicle* next the hilum.—*Shrubs* or *herbaceous* plants, with opposite *leaves*, destitute of *stipules*. *Flowers* usually corymbose, and often sweet-scented.

AFFINITIES . As left by Jussieu this order was a heterogeneous assemblage; as altered and better limited by De Candolle and others it seems to be in all

respects unobjectionable. It possesses a striking affinity with Cinchonaceae, in the monopetalous tubular corolla, definite stamens, inferior ovary, and opposite leaves, an affinity which is confirmed by the corolla of the latter being occasionally regular or irregular. In fact the resemblance between them in habit, structure, inflorescence, and sensible properties is so great that there seems to be no certain character to distinguish them except the stipules of Cinchonaceae. With Apocynaceae they will have, for the same reasons, an intimate alliance, differing chiefly in their qualities, in the non-connivence of their anthers, the aestivation of the corolla, and the structure of the inferior ovary. To Loranthaceae they also approach, but differ in the relation of the anthers to the lobes of the corolla, and in other points. But if we consider the tribe called Sambucese, our view of the affinities of the order will take a different turn, and we shall find an approach to an order the relationship of which would hardly have been suspected, viz. Saxifragaceae: this is established through the intervention of Hydrangea, which is undistinguishable in habit from Viburnum, with which it accords in inflorescence and in the constant disposition of its flowers to become radiant, but which differs in being polypetalous and polyspermous. Besides these points of affinity, Caprifoliaceae probably tend towards Umbelliferae through Sambucese.

GEOGRAPHY. Natives of the northern parts of Europe, Asia, and America, passing downwards within the limits of the tropics; found very sparingly in northern Africa, and almost unknown in the southern hemisphere.

PROPERTIES. The fragrance and beauty of plants of the Honeysuckle tribe have been the theme of many a poet's song; but independently of such recommendations, they possess properties of considerable interest. Their bark is generally astringent; that of *Lonicera corymbosa* is used for dyeing black in Chile. The flowers of the Elder are fragrant and sudorific, its leaves foetid, emetic, and a drastic purgative; qualities which are also possessed by the Honeysuckle itself. The fruit of *Viburnum* is destitute of these properties, but has, instead, an austere astringent pulp, which becomes eatable after fermentation, and is made into a sort of cake by the North American Indians. *Triosteum perfoliatum* is a mild cathartic; in large doses it produces vomiting. Its dried and roasted berries have been used as a substitute for Coffee. *Ibid.* 1. 63. The berries of *Lonicera ccerulea* are a favourite food of the Kamtchadales. *Linnaea*, 6. 591.

GENERA.

§ 1. LONICEREJE, R.	<i>Chamcecerasus</i> , Tourn.	<i>AbeYia.</i> , R. Brown.	<i>Polyosma</i> , Bl.
Br.	<i>Cobasa</i> , Neck.	<i>Linnaea</i> , Gron.	§ 2. SAMBUCEJE, H.B.K.
<i>Triosteum</i> , Linn. gen.	<i>Xylosteum</i> , Tourn.	<i>Obolaria</i> , Sieg.	<i>Sambucus</i> , Tourn.
<i>Diervilla</i> , Tourn.	<i>Caprifolium</i> , Juss.	—————	<i>Phyteuma</i> , Lour.
<i>Weigelia</i> , Thunb.	<i>Leycesteria</i> , Wall.	<i>Aidia</i> , Lour.	<i>Viburnum</i> , L.
<i>Karpaton</i> , Raf.	<i>Symphoria</i> , Pers.	<i>Valentiana</i> , Rafin.	<i>Opulus</i> , Tourn.
<i>Lonicera</i> , L.	<i>Anisanthus</i> , W.	<i>Mastyxia</i> , Bl.	<i>Tinus</i> , Tourn.
<i>Isika</i> , Adans.	<i>Symphoricarpos</i> ,	? <i>Diacarpium</i> , Bl.	
	Dill.		

ALLIANCE V. STELLALES.

ESSENTIAL CHARACTER.—*Fruit* double, *Leaves* whorled without stipules. *Stem* usually angular, always herbaceous.

ORDER CXXXIX. STELLATJE, }
 or } THE Madder TRIBE.
 GALIACEIE. }

RUBIACEAE, Sect. I. *Juss. Gen.* 196. (1789).—STELLATE, *Ray Synops.* 223. (1690); *R. Brown in Congo*, (1818); *Lindl. Synops.* 128. (1829).—GALIEJE, *Turp. in Atlas du Nouv. Dict. des Sc.* (?)—RUBIACEAE, § *Stellatae Cham. et Schlect. in Linnata*, 3. 220. (1828); *DC. Prodr.* 4. 580. (1830); *Bartl. Ord. Nat.* 209. (1830).—RUBIACE*, § *Galieae, N. ab Es. et Fuhlrott. Nat. Pflanz. Syst.* 165. (1829).—STELLACEJE, *Lindl. Key. No.* 189. (1835).

ESSENTIAL CHARACTER.—*Calyx* superior, 4-5- or 6-lobed. *Corolla* monopetalous, rotate or tubular, regular, inserted into the calyx; the number of its divisions equal to those of the calyx. *Stamens* equal in number to the lobes of the corolla, and alternate with them. *Ovary* simple, 2-celled; *ovules* solitary, erect; *style* simple; *stigmas*^ . *Fruit* a didymous, indehiscent pericarp, with 2 cells and 2 seeds. *Seeds* erect, *solitax*^ *embryo* straight in the axis of horny albumen; *radicle* inferior; *cotyledons* leafy.—*Herbaceous* plants, with whorled *leaves*, destitute of *stipules*; *angular stems*; *flowers* minute.

AFFINITIES. There can be little doubt that the inconspicuous weeds of which this order is composed have as strong claims to be separated, from Cinchonaceae as that order from Caprifoliaceae. It is true that no very positive characters are to be obtained from the fructification, but the want is abundantly supplied by the square stems and verticillate leaves without stipules, forming a kind of star, from which circumstance the name Stellatae is derived. " Nevertheless, Botanists with one consent appear to be against this opinion: I confess I cannot conceive upon what grounds. Usually a material dissimilarity in habit, if accompanied by any clear character whether of vegetation or fructification, is considered sufficient ground for the separation of a group of plants into, two orders; in this case the weak angular stems cause a peculiarity of habit that cannot be, mistaken, and the total absence of stipules, to say nothing of the didymous fruit, afford a certain mark of recognition. Surely there is some inconsistency in separating, by the absence of stipules, Caprifoliaceae which are undistinguishable in habit, while the very same character is rejected when applied to the separation of an assemblage of genera, all distinctly combined by their habit. The only ground upon which this is intelligible is that taken by De Candolle and others who consider the apparent leaves of Stellatae to be in part true leaves and in part leaf-like stipules. To this verbal but not real distinction there is this objection which I conceive quite fatal to it. If a part of the leaves of each whorl of Galium were stipules they must bear a certain proportion to the true leaves; suppose the whorl to consist of two leaves, each will have two stipules, and consequently the whole number of parts in the whorl must be six, and in all cases the number must be some power of 3. But of the first forty species of Galium in De Candolle's Prodr. only thirteen conform to this rule; and the frequent tendency in the whorls to vary from 4 to 6 or from 5 to 6, or from 6 to 8, seems to me an incontrovertible proof that the apparent leaves of Stellatae are true leaves and not a modification of stipules. To be consistent then we must either combine Caprifoliaceae with Cinchonaceae, or we must preserve Stellatae separate. Properly speaking, the appellation Rubiaceae should be confined to this group, as it comprehends the genus Rubia; but that name has been so generally applied to the larger mass here comprehended under the name of Cinchonaceae, that I find it better to abolish that of Rubiaceae altogether.

GEOGRAPHY. Natives of the northern parts of the northern hemisphere, where they are extremely common weeds.

PROPERTIES. First among them stands Madder, the root of Rubia tinea-

toria, one of the most important dyes with which we are acquainted; a quality in which many other species of Stellatae participate in a greater or less degree. The roots of *Rubia cordifolia* (Munjista Roxb.) yield the Madder of Bengal. (*Ainslie*, 1. 203.), and form even an article of the export commerce to Europe under the name of *Munjeeth*. *Rubia angustissima* from Tong Dong, has also highly coloured roots. *Royl's Illustrations*, 237. The torriified grains of *Galium* are said to be a good substitute for coffee. The flowers of *Galium verum* are used to curdle milk. An infusion of *Asperula cynanchica* has a little astringency, and has been used as a gargle. *Asperula odorata*, or Woodruff is remarkable for its fragrance when dried; it passes for a diuretic. *Rubia noxa* is said to be poisonous. *Ed. Phil. Journ.* 14. 207.

GENERA.

<i>Sherardia</i> , Dill.	<i>Asperula</i> , L.	<i>Galium</i> , Scop'.	<i>Callipeltis</i> , Stev.
<i>Dillem</i> , Heist.	<i>Cnicianella</i> , L.	<i>Aspera</i> , Moench.	<i>Cucullaria</i> , Buxb.
<i>Aparine</i> , Tourn.	<i>Rubia</i> , Tourn.	<i>Eyselia</i> , Neck.	<i>Vaillantia</i> , DC.
			<i>Valantia</i> , Tourn.

GROUP III. *Aggregosae*.

ESSENTIAL CHARACTER.—*Ovary* consisting of but one perfect carpel.

This simple character groups a very large number of plants which, whatever their relation may be to other parts of the system, are manifestly allied most strictly to each other. They differ in regard to the cohesion of their anthers with each other, of the calyx with the ovary, and some other points which serve to form five natural alliances. The principal part of the orders have the flowers in close heads; but in some of them they are arranged in loose masses.

ALLIANCE I. *COMPOSITJE* or *ASTERALES*.

ESSENTIAL CHARACTER—*Anthers* syngenesious.

These are the Polygamous Syngenesious plants of Linnaeus. Until the appearance of De Candolle's next volume of his *Frodromus* all that relates to the systematic arrangement of the genera and species must remain in much confusion, notwithstanding the recent excellent work of Lessing. I therefore leave all that relates to them in nearly the same state as in the first edition of this work; observing only that it appears to me that independently of *Calyceraceae* there are at least four distinct orders comprehended under the common name of *Compositse*; of these some have a bilabiate corolla (*Mutisiacee*); others only a unilabiate one (*Cichoracee*); others a unilabiate and regular one mixed (*Asteracee* or *Corymbiferae*); and a fourth set, rigid or spiny involucre with all the flowers regular (*Cynaraceae*); see order 194. All this, however, I waive for the present, until the views of De Candolle shall have been explained as they soon will be. It may, however, be useful to repeat very briefly the characters of the orders just adverted to adding their synonyms.

Order 190. CALYCERACE*, R. Br. (*Boopideae*, *Cassini*.)

Albumen present; *seed* pendulous.

Order 191. MUTISIACKJS, (Compositae, series 2. Labiatiflorae, DC.)

Albumen absent; *seed* erect. *Corolla* bilabiate.

Order 192. CICHORACE[^]; JUSS. (Compositae, series 3. Liguliflorae, DC*)

Albumen absent; *seed* erect. *Corollas* ligulate, or 1-lipped. *Juice* milky.

Order 193. ASTERACEJE, (Corymbiferae, Juss.—Compositae, series 1. Tubuliflorae, DC. chiefly.)

Albumen absent; *seed* erect. *Involucre* hemispherical. *Florets* of the ray ligulate if present.

Order 194. CYNARACEA, (Cynarocephalae, Juss.—Compositae, series 1, Tubuliflorae, DC. Trib. V., Cynareae; sub-trib. 3. 4. 6. 7. 8. 9. 10. 11.)

Albumen absent; *seed* erect. *Involucre* rigid or spiny, conical. *Flowers* of ray tubular, inflated, regular.

ORDER CXC. CALYCERACEIÆ.

CALYCEREJE, *R. Brown in Linn. Trans.* 12. 132. (1816); *Rich, in Mim.Mus.* 6. 76. (1820).
BOOPIDEJE, *Cassini in Diet, des Sc.* 5. 26. *Supp.* (1817).

ESSENTIAL CHARACTER.—*Calyx* superior, of 5 unequal pieces. *Corolla* regular, funnel-shaped, with a long slender tube and 5 segments, each of which has 3 principal veins; glandular spaces below the stamens and alternate with them. *Stamens* 5, monadelphous; *anthers* combined by their lower half in a cylinder. *Ovary* inferior, 1-celled; *ovule* solitary, pendulous; *style* simple, smooth; *stigma* capitate. *Fruit* an indehiscent pericarp crowned by the rigid spiny segments of the calyx. *Seed* solitary, pendulous, sessile; *embryo* in the axis of fleshy albumen; *radicle* superior. *Herbaceous* plants. *Leaves* alternate, without stipules. *Flowers* collected in heads, which are either terminal or opposite the leaves, surrounded by an involucre. *Florets* sessile, hermaphrodite, or neuter.

AFFINITIES. A very small and curious tribe, differing from Compositae in nothing but their albumen, pendulous ovule, and half distinct anthers, and from Dipsaceae in their filaments being monadelphous and their anthers partly connate. They may therefore be considered to hold a middle station between these two families. Richard's monograph, in the work above quoted, is worthy of the high reputation of that distinguished botanist.

GEOGRAPHY. All natives of South America.

PROPERTIES . Unknown.

GENERA.

Calycera, Cav.	Acicarpha, Juss.
Boopis, Juss.	Cryptocaiyha, Cass.

ORDERS	CXCI. MUTISIACEIÆ	} or COMPOSITÆ.
	CXCII. CICHORACEIÆ	
	CXCIII. ASTERACE [^] E	
	CXCIV. CYNARACEIÆ	

COMPOSITE, *Adam. Fam.* 2. 103. (1763); *Kunth in Humb. N. O. et Sp.* vol. 4. (1820); *Lindl. Synops.* 140. (1829); *Leasing, Synops. Compos.* (1632); *Royle's Illustr.* 245. (1835); *DC. Prodr.* vol. 5. (ined).—SYNANTHEREJE, *Rich. Anal.* (1808); *Cassini Diet. Sc. N.* 10. 131. (1818); *ibid.* 60. 563. (1830).—CORYMBIFERJS, CYNAROCEPHALJE, and CICHORACEA, *Juss. Gen.* (1789).

• ESSENTIAL CHARACTER.—*Calyx* superior[^] closely adhering to the ovary, and undis-

tinguishable **from** it; its *limb* either wanting, or membranous, divided into bristles, pales, hairs, or feathers, and called *pappus*. *Corolla* monopetalous, superior, usually deciduous, either ligulate or funnel-shaped; in the latter case, 4- or 5-toothed, with a valvate aestivation. *Stamens* equal in number to the teeth of the corolla, and alternate with them; the *anthers* cohering into a cylinder. *Ovary* inferior, 1-celled, with a single erect ovule; *style* simple; *stigmas* 2, either distinct or united. *Fruit* a small, indehiscent, dry pericarp, crowned with the limb of the calyx. *Seed* solitary, erect; *embryo* with a taper, inferior radicle; *albumen* none.—*Herbaceous* plants or *shrubs*. *Leaves* alternate or opposite, without stipules, usually simple. *Flowers* (called *florets*) unisexual or hermaphrodite, collected in dense *heads* upon a common *receptacle*, surrounded by an *involucre*. *Bracts* either present or absent; when present, stationed at the base of the florets, and called *palece* of the *receptacle*.

AFFINITIES. One of the most natural and extensive families of the vegetable kingdom, at all times recognised by its syngenesious stamens and capitate flowers. Calyceraceae and Dipsaceae, neighbouring orders, are readily distinguished by their pendulous ovule, and the anthers being either wholly or partially distinct. In proportion to its strict natural limits, depending upon the uniformity of its characters, is the difficulty of separating it into sections or subordinate divisions, a measure absolutely necessary, on account of the vast number of species referable to the order. Jussieu has three; Corymbifere, the florets of which are flosculous in the middle, and ligulate at the circumference; Cichoraceae, the florets of which are all ligulate; and Cynarcephalae, all whose florets are flosculous; to which has since been added a tribe called *bilabiate*. Linnaeus divided them according to the sexes of the florets of different parts of the same head. The former has been found unexceptionable, as far as it goes; the latter wholly unmanageable. Neither, however, have satisfied the views of modern botanists, who have divided the order into a considerable number of sections, to which many names have been given; so that this order has become a perfect chaos to all who have not devoted years to its exclusive study. The most important of those who have undertaken to remodel Composite, are Cassini, who has written much upon them in the *Dictionnaire des Sciences Naturelles*, and elsewhere; Kunth, whose arrangement will be found in Humboldt's *Nova Genera et Species Plantarum*; Don who has written several detached papers upon them; and Link, who has an arrangement of his own in his *Handbuch*, vol. 1. p. 685. The most profound writers upon their general structure are Cassini, and Brown, whose paper in the 12th volume of the *Transactions of the Linnean Society* is a masterpiece of careful investigation and acute reasoning. More recently the order has been revised in a most useful Synopsis by Lessing; and it is now under the hands of the learned De Candolle, from whom, if it is in human power to disembroil the confused synonymy and unintelligible classifications of some of the Botanists who have meddled with this most difficult order, every thing is to be expected. I am infinitely indebted to this most excellent man for a classified catalogue expressly drawn up for this work, of the genera and their synonyms as they stood in his manuscripts in the beginning of December, 1835. I am sure this will be hailed by all Botanists as a valuable forerunner of the great work upon which the author has now been engaged for so many years. I have not presumed to add a letter or a name to the list, but I have inserted in a supplement the genera whose names I do not find in it.

GEOGRAPHY. All parts of the world abound in Composite, but in very different proportions. According to the calculations of Humboldt, they constitute f of the phaenogamous plants of France, -^ of Germany, -^ of Lapland, in North America £, within the tropics of America |; upon the authority of Brown, they only form -^ of the Flora of the north of New Holland, and did not exceed -fa in the collection of plants formed by Smith upon the western coast of Africa in Congo. Congo, 445. In Sicily they constitute ra-

ther more than -J (*Presl.*) ; the same proportion exists in the Balearic Islands (*Cambessérdes*); but in Melville Island they are rather more than ^V (*Brown*), a proportion nearly the same as that of the tropical parts of New Holland. It does not, therefore, appear that Composite, as an order, are subject to any very fixed ratio of increase or decrease corresponding with latitude. But much remains to be learned upon this subject. It is certain that Cichoraceae are most abundant in cold regions, and Corymbiferae in hot ones; and that while in the northern parts of the world Compositae are universally herbaceous plants, they become gradually frutescent, or even arborescent, as we approach the equator ; most of those of Chile are bushes, and the Composite of St. Helena are chiefly trees.

PROPERTIES. I shall extract the substance of De Candolle's excellent remarks upon the properties of this family, with some additions. See *Essai sur les Proprifités*, %c. 177.

They are best considered under the three principal heads of classification.

CoRYMBIFER^ Or AsTERACE^E.

There is a bitterness peculiar to all Composite, which in this section assumes a particular character, being combined with a resinous principle. If this latter exists in an inconsiderable quantity, and mixed with a bitter or astringent mucilage, we find tonic, stomachic, and febrifugal qualities, as in Tus-silago Farfara, Camomile, Elecampane, Golden Rod, Matricaria Parthenium, the Stevia febrifuga of Mexico, and Eupatorium perfoliatum. The Inula Helenium, or Elecampane, has a root which is aromatic and slightly foetid. It is said to be of little value as a stomachic; the French prepare from it a medicinal wine they call Vin d'Aulnée. *Ainslie*,]. 120. Eupatorium perfoliatum is known in North America under the name of Boneset. It possesses very important tonic and diaphoretic properties; it is also slightly stimulant. See *Barton*, 2. 133. upon this subject. In proportion as this resinous principle increases, the stimulating properties are augmented. Some become anthelmintics, as Artemisia, Tansy, and Santolina ; ^thers emmenagogues, as Matricaria, Achillea and Artemisia. The seeds of Vernonia anthelmintica are accounted, in India, a very powerful anthelmintic. *Ainslie*, 2. 54. Artemisia chinensis and other species yield the Moxa of China, a substance which is used as a cautery, by burning it upon parts affected with gout and rheumatism. The leaves of A. maderaspatana are esteemed by the Indian doctors a valuable stomachic medicine; they are also sometimes used in antiseptic and anodyne fomentations. *Ibid.* 1. 482. Artemisia indica is considered in India ft powerfnl deobstruent and antispasmodic. *Ibid.* 2. 194. Some are sudorific s, like Eupatorium, Achillea, Artemisia, and Calendula; others diuretic; and some possess both these qualities. A species of Conyza is highly esteemed in Mendoza as a diuretic. Erigeron philadelphicum and heterophyllum are both used in the United States as diuretics. They are commonly sold under the name of Scabious. *Barton*, 1. 234. The roots of several species of Liatris are active diuretics. *Ibid.* 2. 225. A decoction of the leaves and foots of Elephantopus scaber is given on the Malabar coast in cases °f dysuria. *Ainslie*, 2, 17. A decoction of Cacalia sonchifolia is antifebrile. *Ibid.* 2. 213. The leaves of Cacalia alpina and sarracenicica are recommended iu coughs. *Ibid.* Many are sternutatories, as Ptarmica and Arnica ; others excite salivation powerfully, as Spilanthus, Siegesbeckia orientalis, Anthemis Pyre thrum, Coreopsis bidens, and Bidens tripartita : some are emetic. A decoction of Anthemis cotula is a strong and active bitter : in the dose of a teacupful it produces copious vomiting and sweating. *Barton*, 1. 1G9. Others are tonic and antispasmodic, such as Achillea, Camomile, Wormwood, Tansy, Eupatorium, &c. Many have been celebrated for their power of curing the

bites of serpents, especially *Eupatorium Ayapana*, the leaves of which also form, in infusion* excellent diet drink: when fresh bruised, they are said to be a most useful application for cleaning the face of a foul ulcer. *Ainslie*, 2. 35. An infusion of another species is used by the Javanese in fevers. *Ibid.* A valuable antidote against the bite of serpents, *Vijuco del guaco*, much esteemed in Spanish America, is produced by *Mikania guaco*. *Humboldt Cinch. Forests*, p. 21. *Eng. ed.* But the power of this *Mikania* is denied in the most positive terms by Hancock (*Quarterly Journ. July 1830*, p. 334.), who suspects that the real Guaco antidote is some kind of *Aristolochia*. The peculiar and agreeable flavour of *Tarragon* (*Artemisia dracunculus*) is well known. A vinegar, not distinguishable in flavour from it, is prepared in the Alps from *Achillea nana*, as well as from several dwarf species of *Artemisia*. The seeds usually abound in a fixed oil, which, in some cases, has the reputation of being anthelmintic: it is extracted in abundance from *Madia sativa*, *Verbesina sativa*, and even *Helianthus*, the grains of which are made into cakes by the North American Indians. The genus *Helianthus* contains a species remarkable for its eatable, wholesome tubers (*H. tuberosus*, or Jerusalem Artichoke), while the roots of the *Dahlia* are extremely disagreeable. It is stated by Payen, that benzoic acid exists in the *Dahlia*. *Brewster*, 1.376. A principle called *Inulin* is obtained from the roots of *Inula Helenium*. *Turner*, 700. The pith of the *Sunflower* has been stated by John to be a peculiar chemical principle, which he calls *Medullin*.

CTNARACEA.

Characterised by intense bitterness, which depends upon the mixture of extractive with a gum which is sometimes yielded in great abundance. On this account some have been accounted stomachics, as *Carduus marianus*, *Centaurea calcitrapa*: the *Artichoke* and others sudorific and diaphoretic, as *Carduus benedictus* and *Arctium Bardana*. The modern Arabians consider the root of the *Artichoke* (*Cynara scolymus*) an aperient: they call the gum of it *Kunkirzeed*, and place it among their emetics. *Ainslie*, 1. 22. This bitterness is not, however, found in the unexpanded leaves or receptacles, on which account they are, in many cases, used as wholesome articles of food; as the leaves of the *Cardoon*, and the receptacle of the unexpanded flower of the *Artichoke*, the *Carlina acanthifolia*, and others. The flower of *Echinops strigosus* is used in Spain for tinder; the corollas of the *Artichoke*, the *Cardoon*, and of several thistles, are employed in the South of Europe for curdling milk; and those of *Carthamus tinctorius* yield a deep yellow dye, resembling *Saffron*. Their seeds are all oily and slightly bitter; some are purgative, as those of *Carthamus*; others diaphoretic, as *Carduus benedictus*; and, finally, some partake of all these qualities, as *Arctium Bardana*, whose seeds pass for diuretic, diaphoretic, and slightly purgative.

CICHORACEÆ.

These are very like *Campanulaceæ* in their medical and chemical properties, as might have been expected from the close affinity they bear that order botanically. Their juice is usually milky, bitter, astringent, and narcotic, as is well known to be the case in *Succory*, *Endive*, and even the common *Lettuce*, but more especially in *Lactuca virosa* and *sylvestris*, both of which yield an extract resembling *Opium* in its qualities, but less likely to produce the inconvenient consequences that often attend upon the use of that drug. Before this narcotic bitter secretion is formed, many of the species are useful articles of food: the *Succory* and *Endive*, for instance, when blanched, and the roots of *Scorzonera* and *Tragopogon*, or *Salsafy*.

GENERA.

ORDO.—COMPOSITE, Vaill. L. Ad. DC.

Syngenesiapolygamia, Lin.
Synantherea, Rich. Cass.
Composittyora, Gaertn.

SERIES i\

- | | | |
|--|---|---|
| <p>TUBULIFLORJE, DC. Pr.
Trib. I. VERNONIACE/B, Less.
<i>Vernonia</i>, Cass. excl.
§ 2 et 3.
Sub-Trib. I. VERNONIEJE, Cass.
DC. Pr.
Div. 1. EUVERNONIEJE, DC. Pr.
<i>Vernonia prototype</i>, Cass.
Adenocyclus, Less.
Odontoloma, H. B. K.
Oiospermum, Less.
Sparganophorus, Vaill. Grot.
<i>Struchium</i>, P. Browne.
<i>AthencBa</i> Adans. non Schreb.
Ethulia, Cass. non Gaertn.
<i>Kahiria</i>, Forsk.
<i>Pirardia</i>, Ad. non Cass.
<i>Leighia</i>, Scop, non Cass.
Vanhelmontia, DC. Pr.
Pacourina, Aubl.
<i>Pacourinopsis</i>, Cass.
<i>Meisteria</i>, Scop, non Gmel.
<i>Haynea</i>, Willd. non Schum.
Heterocoma, DC.
Vernonia, Schreb.
<i>Ascaricida</i>, Cass.
<i>Oliganthes</i>, Cass.
<i>Lepidaploa</i>, Cass.
<i>Achyrocoma</i>, Cass.
<i>Centrapalus</i>, Cass.
<i>Pollalesta</i>, H. B. K.
<i>Acilepis</i>, Don.
<i>Hololepis</i>, DC.
<i>Vanillosma</i>, Mart.
Decaneurum, DC. Pr.
<i>Phyllocephalum</i>, Blum.
<i>Gymdnthemum</i>, Cass.
Cyanopis, Blum, in DC. Pr.
<i>Cyanthillium</i>, Blum.
<i>Isonema</i>, Cass. non Br.
Centratherum, Cass. 1817.
<i>Ampherephis</i>, Kunth 1818.
<i>Spixia</i>, Schranck. non
Leand.
Bechium, DC. Pr.
Stokesia, Lhér.
<i>Cartesia</i>, Cass.
Platycarpha, Less.
<i>Cynara</i>, Thunb. Fl. cap. non
L.
Odontocarpha, DC. Pr.
Webbia, DC. Pr.
Hoplophyllum, DC. Pr.
Piptocoma, Cass.
Distephanus, Cass.
Strophopappus, DC. Pr.</p> | <p>Blanchetia, DC. Pr.
Stilpnopappus, Mart, in DC.
Pr.
Dialesta, H. B. K.
Monosis, DC.
Shawia, Forst.
Haplostephium, Mart, in DC.
Pr.
Lychnophora, Mart.
Albertinia Spreng.
<i>Eremanthis</i>, Less, non Cass.
Pycnocephalum, DC. Pr.
Lychnocephalus, Mart, in
DC. Pr.
Chronopappus, DC. Pr.
Pithecoseris, Mart, in DC.
Pr.
Stachyanthus, DC. Pr.
Chresta, Arrab.
Div. 2. ELEPHANTOPEJE, Cass.
<i>Elephant opodece</i>, Less.
<i>Elephantopus</i>, Lin.
Elephantopus, Cass.
Elephantosis, Less.
Distreptus, Cass. '
<i>Pseudo elephantopus</i>, Rohr.
<i>Matamoria</i>, Lallav. et Lex.
Div. 3. ROLANDREJE, Cass.*
excl. gen.
Gundelia, Tourn.
<i>Hacub</i>, Vaill.
<i>Gundelsheimera</i>, Cass.
Corymbium, Lin.
<i>Contarena</i>, Adans.
Rolandra, Rottb.
Spiracantha, H. B. K.
Trichospira, H. B. K.
Lagascea, Cav.
<i>Nocc&a</i>, Jacq. non Mnch.
Div. 4. BoJERiEiE, DC. Pr.
Synchodendron, Boj. in DC.
Pr.
Centauropsis, Boj. in DC. Pr.
Tecmarsis, DC. Pr.
Bojeria, DC. Pr.
Sub-Trib. II. PECTIDEJE, Less.
Div. 1. LIABE^, Cass.
Xanthisma, DC. Pr.
Hectorea, DC. Pr.
Andromachia, H. et B.
<i>Oligactis</i>, Cass.
Liabum, Adans.
<i>Andromachia</i>, Cass. non
Bonpl.
<i>Starkea</i>, Willd
<i>Chrysactinium</i>, H. B. K.</p> | <p>Alibum, Less.
Cacosmia, H. B. K.
Div. 2. EUPECTIDE*, DC. Pr.
<i>Pectidea</i>, Less.
<i>Pectis</i>, Lin.
Pectidopsis, DC. Pr.
Pectidium, Less.
<i>Pectis</i>, Cass. non Less.
Pectis, Less, non Cass.
<i>Chthonia</i>, Cass.
Lorentea, Less, non Ort. nee
Lag.
<i>Cryptopetalum</i>, Cass. non
Hook.
<i>Stammarium</i>, "Willd. herb.
Trib. n. EUPATORIACE*, Less.
Sub-Trib. i. EUPATORIEJE, DC.
Pr.
Div. 1. ALOMIEJE, Less.
Orsinia Bertol. in DC Pr.
non in Ann. Sc. Nat.
Piqueria, Cav.
Alomia H. B. K.
Phalacraea, DC. Pr.
Gymnocoronis, DC. Pr.
Isocarpha, R. Br.
Div. 2. AGERATEJE, Less.
Coelestina, Cass.
Ageratum, Lin.
<i>Carelia</i>, Adans. non Less.
Adenostemma, Forst.
<i>Lavenia</i>, Swartz.
Sclerolepis Cass. non Monn.
<i>Sparganophorus</i>, Michx non
Gaertn.
Phania, DC. Pr.
Stevia, Cav.
Palafoxia, Lag.
<i>Paleolaria</i>, Cass.
<i>Polypteris</i>, Nutt. non Less.
<i>Carelia</i>, Less, non Ponted.
nee Rieux.
Div. 3. ADENOSTYLEJE, Cass,
<i>Eupatoriea</i>, Less.
Kuhnia, Lin.
<i>Critonia</i>, Gaertn. non P. Br.
Liatris, Schreb. non Don.
<i>Suprago</i>, Gaertn.
<i>Trilisa</i>, Cass.
Carphephorus, Cass.
Decachaeta, DC. Pr.
Chromolacna, DC. Pr.
Ooclinium, DC. Pr.
<i>Praxelis</i>, Cass?
Conoclinium, DC. Pr.</p> |
|--|---|---|

- Hebeclinium, DC. Pr.
Culeosanthi, sp.' Cass.
 Campuloclinium, DC.
 Bulbostylis, DC. Pr.
Coleosanthi, sp. Cass.
 Crotinia, P. Browne non
 Gaertn. nee Cass.
Dalea, P. Br. non Lin.
Wikstrcemia, Spreng. non
 Schrad. nee Endl.
 Eupatorium, Tourn. Lin.
Traganthes, Wallr.
 Nothites, Cass.
 Mikania, Willd.
 Adenostyles, Cass. non Blum.
Cacalia, Tourn. non Cass.
 Sub-Trib. n. TUSSILAGINEJE,
 Cass. Less.
Tussilago, Lin.
 Div. 1. PETASITES, DC. Pr.
 Homogyne, Cass.
 Nardosmia, Cass.
 Petasites, Tourn.
 Adenocaulon, Hook.
 Div. 2. EU TUSSILAGINEA, DC.
 Pr.
 Tussilago, Tourn.
 Celmisia, Cass. Diet v. 37.
 Alciope, DC. Pr.
Celmisia, Cass. Diet. v. 7.
 Brachyglottis, Forst.
 Trib. in. ASTEROIDEIG, Less.
 Sub-Trib. i. ASTERINE*, Nees
 (excl. gen.)
Asterece, Less. p. 161. non
 167.
 Div. 1. AMELLE, DC. Pr.
 Sub-Div. 1. EUAMELLE^E, DC.
 Pr.
Amelloidea, Less.
 Amellus, Lin.
 Chorethrogynae, DC. Pr.
 Chilitotrichium, Cass.
Tropidolepis, Tausch.
 Sub-Div. 2. HETEROTHALAMEJE
 DC.
 Heterothalamus, Less.
 Div. 2. ASTERE^, DC. Pr.
 Sub Div. 1. EUASTEREiE, DC.
 Pr.
 Mairia, Nees.
Zyrphelis, Nees.
Pteropappus, Less.
 Felicia, Cass. non Less.
Polyarrhena, Cass.
Polylepis, Less, non Cass.
 nee R. et Pav.
 Munychia, Cass.
Felicia, Less, non Cass.
 Agathaea, Cass.
Detris, Adans.
Detridium, Nees.
Deirioides, Less.
 Bellidiastrum, Mich. Cass.
 non Vaill. Less.
Margarita, Gaud.
- Aster, Lin. excl. Sp. Nees,
 Lindl.
Amellus, Adans. non Lin.
 Tripolium, Nees, Lindl.
Aster, Adans.
 Galatella, Cass. Nees, lindl.
Galatea, Cass.
 Turczaninovia, DC. Pr.
Calimeris, Cass.
Kalimeris, Cass.
 Eurybiopsis, DC. Pr.
 Podocoma, Cass.
 Asteropsis, Less.
 Arctogeron, DC. Pr.
 Seriocarpus, Nees.
 Machceranthera, Nees.
 Tetramolopium, Nees.
 Henricia, Cass.
 Dcellingeria, Nees, excl. sp.
 Heleastrum, DC. Pr.
 Biotia, DC. Pr. non Cass.
Eurybias genuina, Nees.
 Eurybia, Cass.
Spongotrichum, Nees.
 Sub-Div. 2. DIPLOPAPPEAS,
 DC. Pr.
 Olearia, Moench.
Diplostephium, H. B. K.
Diplostephia eurybioidea,
 Nees.
 Callistephus, Cass.
Callistemma, Cass.
 Poloa, DC.
 Diplopappus, Cass. excl. sp.
 Rhinactina, Less, non Willd.
 Noticastrum, DC. Pr.
 Distasis, DC. Pr.
 Sub-Div. 3. ERIGERE.<E, DC.
 Pr.
 Melanodendron, DC. Pr.
 Leptocoma, Less.
 Vittadinia, A. Rich, et Less.
Brachycoma, Gaud, non Cass.
 Fullartonia, DC. Pr.
 Polyactidium, DC. Pr.
Polyactis, Less, non Link.
Stenactidis sp. Cass.
 Heterogeron, DC. Pr.
 Therogeron, DC. Pr.
 Erigeron, Lin. excl. sp. Less.
 Rhynchospermum, Reinw. in
 Blum.
 Microgynae, Less, non Cass.
 Sub-div. 4. HETEROPAPPEJE,
 DC.
 Simbocline, DC. Pr.
 Heteropappus, Less.
 Phalacroloma, Cass.
 Minuria, DC. Pr.
 Stenactis, Nees.
 Gymnostephium, Less.
 Charieis, Cass.
Kaulfusda, Nees non Blum.,
 Chactopappa, DC. Pr.
Chatophora, Nutt. non. Schr.,
 ncc Brid. nee Horns.
- Boltonia, Lher.
Madea, Sol. Mss.
 Sommerfeldtia, Less, non
 Schum.
 Sub-Div. 5. BELLIEJE, DC. Pr.
 Calotis, R. Br.
 Asteromoea, Blum.
 Bellium, Lin.
 Sub-Div. 6. BELLIDEJE, DC. Pr.
 Bellis, Lin.
Kyberia, Neck.
 Brachycome, Cass.
 Paquerina, Cass.
 Lagenophora, Cass.
Lagenifera, Cass.
 Ixauchenus, Cass.
 Myriactis, Less.
 Garuleum, Nees.
 Keerlia, DC. Pr.
 Aphanostephus, DC. Pr.
 Div. 3. CHRYSOCOMEAS, DC.
 Pr.
 Sub-Div. 1. GYMNOSPERME/E,
 DC. Pr.
 Xanthocoma, H. B. K.
 Xerothamnus, DC. Pr.
 Anaglypha, DC. Pr.
 Gymnosperma, Less.
 Sub-Div. 2. ACHYRIDE/E, DC.
 Pr.
 Brachyris, Nutt.
Brachyachyris, Spreng.
 Lepidophyllum, Cass.
 Grindelia, Willd.
Demetia, Lag.
Aurelia, Cass.
Donia, Desf. non Br. nee
 Don.
 Sub-Div. 3. HETEROTHECEJE,
 DC. Pr.
 Heterotheca, Cass.
Diplocoma, Don.
Calycium, Ell. non Pers.
 Sub-Div. 4. PsiADIEiE, DC.
 Woodvillea, DC. Pr.
 Psiadia, Jacq.
Elphegea, Cass. non Less.
 Microglossa, DC. Pr.
 Nidorella, Cass.
 Homochroma, DC. Pr.
 Sub-Div. 5. CHRYSOPSIDEiE,
 DC. Pr.
 Neja, Don.
 Chrysopsis, Nutt.
Diplogon, (?) non Br.
 Fresenia, DC. Pr.
 Sub-Div. 6. SOLIDAGINEJE, DC.
 Pr.
 Bigelowia, DC. Pr. non Spreng.
 nee Sm. nee Raf.
Chrysocoma, Nutt. non alior.
 Solidago, Lin.
Virga-aurea, Tourn.
Doria, Adans. non Thunb.
Euthamia, Nutt.
 Commidndron, DC.

- Steiractis, DC. Pr.
Rochonia, DC. Pr.
Aplopappus, Cass.
Diplopappus, Less.
Hoorebeckia, Mussch.
Pyrrocoma, Hook.
Lessingia, Cham.
Linosyris, Lob. Cass.
Crinitaria, Cass. Less.
Crinita, Houtt. non Moench.
Chrysocoma, Cass.
Pteronia, Lin.
Pterophorus, Vaill.
Henanthus, Less.
Pachideris, Cass.
Div. 4. SOLENOGYNEJE, DCPr.
Microtrichia, DC. Pr.
Nolletia, Cass.
Sarcanthemum, Cass.
Leptothamnus, DC. Pr.
Solenogyne, Cass.
Sub-Trib. n. BACCHARIDEJE, Less. p. 200. non 204.
Div. I. CONYZEJE, Less.
Sub-Div. I. SPHERANTHEIE, DC. Pr.
Blepharispermum, Wight.
Athroisma, DC.
Sphaeranthus, Lin.
Polycephalos, Forsk.
Sub-Div. 2. GRANGEINEA, DC. Pr.
Dichrocephala, Lher. Mss.
Centipedd, Less, non Lour.
Grangea, Adans. Cass.
Pyrarda, Cass. non Adans.
Cyathocline, Cass.
Lacstadia, Kunth.
Gymnarrhena, Desf.
Sub-Div. 3. EUCONYZEJE, DC. Pr.
Thespis, DC.
Karelinia, Less. Mss.
Berthlotia, DC. Pr.
Laennecia, Cass.
Conyza, Lin. (excl. sp.) Less.
Eschenbachia, Moench.
TMmarphittthes, Cass.
Fimbrilluria, Cass.
Phagnalon, Cass.
Chionolaena, DC. Pr.
Elachothamnus, DC. Pr.
^D*v. 2. BACCHAREJE, DC. Pr.
Baccharidete, Less. p. 201
Baccharidete ver&, Cass.
Polypappus, Less.
Baccharis, Lin.
Molina, R. et Pav.
Sergilus, Gaertn.
*Pingra**a, Cass.
Trwsenia, Cass.
Arrhenachne, Cass.
Whananthus, Lehm.
^s<b.Trib. ,,,. TARCHONAN-
THE*, Less. p. 205. non
a(18>
Div. 1. EUARCHONANTHEIE, Telekia, Baumg. Less.
DC. Pr.
Tarchomnthe(P, Less. p. 208.
Brachylaena, R. Br.
Oligocarpa, Cass.
Tarchonanthus, Lin.
Div. 2. PLUCHEINEYE, Cass.
Epaltidece, Less.
Blumea, DC. non Spr. nee
Necs.
Erigeron, Don. non. Lin.
Pluchea, Cass. non Arrab.
C/Ucpnobolus, Cass. Diet. v.
42.
*S*ylimnus*, Raf.
Gynema, Raf.
Leptogyne, Ell. non Less.
Pterocaulon, Ell.
Chlaidobolus, Cass. Diet. v.
49.
Monoteles, Labill.
Tessaria, R. et Pav.
Gyneheteria, Willd.
Monarrhenus, Cass.
Cylindrocline, Cass.
Lepidopogon, Tausch.
Evax, Gaertn.
Filago, Willd. non Lin.
Gnaphalium, Vaill. non L.
Micropus, Lin.
Gnaphalodes, Tourn.
Epaltes, Cass.
Ethulia, Gaertn. non Lin.
Denekia, Thunb.
Sub-Trib. iv. ~~INULAE~~, Cass. Less.
Div. 1. EUINULEIE, DC. Pr.
Rhantherium, Desf.
Inula, Lin. (excl. sp.) Gaertn.
Limbarda, Cass.
Corvisartia, Merat.
Conyza, Cass. non Lin.
Schizogyne, Cass.
Varthemia, DC. Pr.
Vicoa, Cass.
Pentanema, Cass.
Francoeuria, Cass.
Duchesnea, Cass. non Sm.
Inhiona, Cass.
Jasonia, Cass.
Chiliadenus, Cass.
Allngopappus, Cass.
Orsina, Bertol. ann. sc. n.
Pulicaria, Gaertn.
Tubilium, Cass.
Strabonia, DC. Pr.
Pegolottia, Cass.
Zeyhera, Spreng. non Mart.
Geigera, Griss.
Dizoniurn, Willd.
Div. 2. CJESULIEA, DC. Pr.
Caesulia, Roxb.
Sub-Trib. v. BUPHTHALME^,
Cass. Less.
Bupthalmum, Lin.
Bupthalmum, Beck. "Cass.
Less.
Telekia, Baumg. Less.
Molpadia, Cass.
Asteriscus, Mcench. Less.
Nauplius, Cass.
Odontosperma, Neck.?
Pallenis, Cass. Less.
Athamum, Neck.
Anvillea, DC. Pr.
Ceruana, Forsk.
Sub-Trib. vi. ECLIPTEJE, Less.
Borrichia, Adans.
Diomedea, Cass. non Zool.
Eclipta, Lin.
Micrelium, Forsk.
EupatoHophalacron, Vaill.
Blainvillea, Cass.
Ucacoa, Cass.
Salmea, DC. Br. non Cav.
nee Willd.
Hopkirkia, Spreng.
Dahlia, Cav. (1791.) non
Thunb. (1792.)
Georgina, Willd.
Georgia, Spreng.
Leptocarpha, DC. Pr.
Siegesbeckia, Lin.
Trimerantha, Cass.
Sabazia, Cass.
Cryphiospermum, Beauv.
Wahlenbergia, Schum. non
Schrad.
Trib. iv. SENECONIDEA, Less.
Sj^ Trib. i. MELAMPODINE/E,
DC. Pr.
Div. i. EUXENIE/E, Less.
Euxeniay Cham.
Ogiera, Spreng. non Cass.
Podanthus, Lag. non Haw.
Petrobium, R. Br.
Laxmannia, Forst. non Sm.
nee Br.
Astemma, Less.
Div. 2. MILLERIEJE, DC. Pr.
Elvira, Cass.
Meratia, Cass. non Lois.
Milleria, Lin. (excl. sp.) Cass.
Riencourtia, Cass.
Latreillea, DC. Pr.
Ichthyothere, Mart.
Clibadium, Lin. non Neck.
Baillieria, Aubl.
Oswalda, Cass.
Trixis, Swartz. non P. Br.
Unxia, Lin. F. non Kunth.
Apalus, DC. Pr.
Pronacron, Cass.
Aiolothea, DC. Pr.
Trigonospermum, Less.
Xenismia, DC. Pr.
Scolospermum, Less.
Fougerouxia, DC. Pr.
Baltimora, Lin.
Fougeria, Mcench.
Niebuhria, Scop, non DC.
Chrysogonum, Lin.
Diotostephus, Cass.

- Jjiv 3. SILPHIIE, Less.
 Guardiola, H. B. K.
 Hidalgo, Less, non Lai lav.
 Silphium, Lin.
 Polymnia, Lin.
Alymnia, Neck.
Polymniastrum, Lam.
 Berlandiera, DC. Pr.
- Div. 4. MELAMPODIEJE, Less.
 Melampodium, Lin.
Disodium, Pers. non Cav.
Alcina, Cav.
Zarabellia, Cass. non Neck.
 Acanthospermum, Schrank (1819).
Centrospermum, H. B. K. (1820) non Spreng.
- Div. 5. AMBROSIEJE, Cass. Less.
 Xanthium, Tourn. Lin.
 Franseria, Cav.
 Ambrosia, Lin.
- Div. 6. IVEJE, Cass.
 Pinillosia, Ossa in DC. Pr.
 Tetranthus, Swartz.
 Iva, Lin.
Denira, Adans.
 Euphrosine, DC. Pr.
- Div. 7. PARTHENIEJE, Less.
 Coniothele, DC. Pr.
 Leptogyne, DC. Pr.
 Parthenium, Lin.
Partheniutrum, Niss.
Hystrophorus, Vaill.
Argyochrrta, Cav.
 Mendezia, DC. Pr.
 Tragoceras, H. B. K. Less.
 Sub-Trib. n. HELIANTHE/E, Less.
- Div. 1. HELIOPSIDEJE, DC. Pr.
 Philactis, Schrad.
 Zinnia, Lin.
Lejica, Hill.
 Helicta, Cass. non Less.
 Alarqonia, DC. Pr.
 Wedelia, Jacq. non Adans.
Stemmodontia, Cass.
Trichostemtna, Cass.? non Lin.
 Jaegeria, H.B.K. non Raeusch.
 Lipotriche, R. Br. non Less.
 Melanthera, Rohr.
Melananthera, Rich.
Amellus, P. Br. non Lin.
 Monactis, H. B. K.
 Wollastonia, DC.
 Tilesia, Mey.
 Pascalia, Ort.
 Rumfordia, DC. Pr.
 Heliopsis, Pers. Dun.
Kallias, Cass.
Balsamophora, Hook.?
 Guizotia, Cass.
Ramilla, DC.
 Tetragonotheca, Dill. Lin.
 Ferdinanda, Lag.
 Chrysophania, Kunth.
- Zaluzania, Pers. non Neck.
 Chiliophyllum, DC. Pr.
Hybridella, Cass.
- Div. 2. RUDBECKIEAE, Less.
 Echinacea, Moench.
Brauneria, Neck.
Helichroa, Raf.
Bobartia, Pet. non Lin.
 Rudbeckia, Lin. (excl. sp.)
 Cass.
Centrocarpha, Don.
Obeliscaria, Vaill.
Heliophthalmum, Raf. ?
 Dracopis, Cass.
 Obeliscaria, Cass.
Lepachys, Raf. Less.
Ratibida, Raf.
 Andrieuxia, DC. Pr.
 Anomostephium, DC. Pr.
 Aspilia, Pet. th.
 Gymnopsis, DC. Pr.
Gymnoloma, H. B. K. non Ker.
Aldama, Lallav.? Less.
 Wulfia, Neck. Cass.
Chakietella, Cass.
Chylodia, Rich, in Cass. non Br.
Gymnoloma, Ker. non H.B.K.
 Montagnaca, DC. Pr.
Eriocomn, H.B.K. non Nutt.
Montanoa, Lallav. et Lex.
Eriomrpha, Cass.
 Sclerocarpus, Jacq.
 Encelia, Adans.
Pallasia, Lher. non Lin.
 Philoglossa, DC. Pr.
 Chrysostemma, Less.
 Calliopsis, Reichenb.
Diplosastera, Tausch.
- Div. 3. COREOPSIDEJB, Less.
 Agarista, DC. Pr.
 Coreopsis, Lin. (excl. sp.)
Coreopsoides, Moench.
Leachea, Cass.
Chrysomelea, Tausch.
Acispermum, Neck.
 Actinomeris, Nutt.
Ridan, Adans.
Pterophyton, Cass.
 Armania, Berter. in DC. Pr.
 Oyedsea, DC. Pr.
 Simsia, Pers. (1807) Cass. non R. Br. (1810).
 Viguiera, H. B. K. Less.
 Leighia, Cass. non Scop.
 Harpalium, Cass.
 Tithonia, Desf. non Raeusch.
 Helianthus, Lin.
Corona-solis, Tourn.
Voacac, Adans.
 Flourensia, DC. Pr.
- Div. 4. BIDENTIDEJE, Less.
 Bidens, Lin.
Kernaria, Moench. non Med. nee Willd.
- Pluridens*, Neck.
Edwardsia, Neck. non Salisb.
Ceratocephalus, Vaill. non Moench.
 Cosmos, Cav.
Cosmea, Willd.
 Adenolepis, Less.
 Div. 5. VERBESINEJE, Less.
 Lasianthaea, DC. Pr.
Lasianthus, Zucc. non DC. nee Jack.
 Perymenium, Schrad. (1830)
Schistocarpa, Less. (1831)
 Psathurochacta, DC. Pr.
 Lipochaeta, DC. Pr.
Lipotriche, Less, non Br.
Zexmenia, Lallav. ?
 Diplothrix, DC.
 Selloa, H. B. K. non Spreng.
Teopa, Spreng. non Bory.
 Verbesina, Lin. (excl. sp.)
 Less.
Platypterus, H. B. K.
Hamulium, Cass.
Phaethusa, Gaertn.
 Ditrichum, Cass.
 Micractis, DC. Pr.
 Spilanthes, Jacq.
Pyrethrum, Med. non Willd.
Cerachis, Gaertn.
Acmella, Rich.
Athronia, Neck.
 Ximcnesia, Cav.
 Sanvitalia, Gualt.
Lorentea, Ort. non Less.
 Oligogyne, DC. Pr.
 Synedrella, Gaertn.
Ucacou, Adans.
 Calyptocarpus, Less.
 Electra, DC. non Panz.
 Chrysanthellum, Rich, in Pers. 1807.
Chrysanthellina, Cass. 1822.
Sebastiania, Bertol. 1822. non Spr.
Collaa, Spreng. 1826. non DC.
 Neuractis, Cass.
 Glossocardia, Cass.
 Heterospermum, Willd.
Heterosperma, Cav.
 Glossogyne, Cass. non Less,
 Delucia, DC. Pr.
 Mivalina, Cass.
Neylhamia, Cass, non Scop. nee Br.
 Thelesperma, Less.
 Isostigma, Less.
 Sub-Trib. III. FLAVERIEA, Less.
 Flaveria, Juss.
Vermifuga, R. et Pav.
 Broteroa, DC. Pr.
Brotera, Spreng. non Cav. Willd. Spreng.

- Nauenburgia*, Willd. non Mcench.
Clairvillea, DC. Pr.
Enhydra, DC. Pr.
Enydra, Lour. 1790.
Meyera, Schreb. 1791.
Sobrayra, R. et P. 1794.
Hingstha, Roxb.
Tetraotis, Reinw.
 Sub-Trib. iv. TAGETINE-E. Cass.
 Div. 1. TAGETEJS, DC. Pr.
Adenophyllum, Pers.
Wildenowa, Cav. non Thunb.
Scklectendalia, Willd. non Div. 2. GALINSOGEJE, DC. Pr.
 Less. Spr.
Lebetina, Cass.
Bcsbera, Less, non Willd.
Dyssodia, Willd. non Cav.
Dysodia, DC. non Lour.
Dyssodia, Cav. non Willd.
Baebera, Willd.
Clomenocoma, Cass.
Bartolina, Adans. non Br.
Hymenatherum, Cass.
Tagetes, Tourn. Lin.
Thymonanthus, Willd.
 »v. 2 POROPHYLLE^E, DC. Pr.
Porophyllum, Vail. Lin. Cass.
Kleinia, Jacq. non Juss, nee Haw.
 Sub-trib. v. HELENIEJE, Cass. Less.
 Div. 1. GAILLARDIEJE, Nutt.
 Sub-Div. 1. EUGAILLARDIE^, DC. Pr.
Gaillardia, Foug.
Galaridia, Lam.
Calonnea, Buchoz.
Krgilia, Lher. non Lam.
fialduina, Nutt.
actinospermum, Ell.
Leptopoda, Nutt.
 sub-Div. 2. EUHELENIEJE, DC. Pr.
Guttierrezia, Lag.
Achyropappus, H. B. K.
Cnamcestephanum, Willd.
Schkuhria, Roth.
Tetracarpum, Mcench.
Wteria, Lallav.
Florestina, Cass.
Actinolepis, DC. Pr.
Bahia, Lag.
Eriophyllum, Lag.
Trichophyllum, Nutt.
Phialia, Spreng.
Hymenopappus, Lher.
Rothia, Lam. non Schreb.
Choenactis, DC. Pr.
Polypterus, Nutt. non Less, ^pfoa, DC. Pr.
ercostylos, Less.
Potypterus, Less, non Nutt.
ymenoxys, Cass.
ephalophora, Cav.
Orcha, Hook.
- Actinella*, Pers.
Actinea, Juss.
Dugaldea, Cass.
Burrielia, DC. Pr.
Lasthenia, Cass.
Picradenia, Hook.
Hecubaea, DC. Pr.
Helenium, Lin.
Tetrodus, Cass.
Helenia, Lin.
Amblyolepis, DC. Pr.
Argyroxiphium, DC. Pr.
Rosilla, Less.
 Div. 2. GALINSOGEJE, DC. Pr.
 Sub-Div. i. EUGALINSOGEJE, DC. Pr.
Lemmatium, DC. Pr.
Calydermos, Lag.
Calebrachys, Cass.
Meyeria, DC. Pr. non Schreb.
Callilepis, DC. Pr.
Calea, Lin. (excl. sp.) R. Br.
Mocinna, Lag. non Spr. nee Ort.
Caleacte, Br. Cass. non Less.
Leontophthalmum, Willd.
Allocarpus, H. B. K.
Alloispermum, Willd.
Vargasia, DC. Pr.
Galinsoga, R. et Pav.
Wiborgia, Roth, non Spr. Th. Mcench. Div. 2.
Sogalgina, Cass.
Galinsoga, H. B. K. non R. et Pav.
Ptilostephium, H. B. K.
Carjihostephium, Cass.
Tridax, Lin.
Bartolina, Adans? non Br.
Ballisia, Willd. non DC.
Blepharipappus, Hook.
Marsipallia, Schreb.
Persoonia, Michx. non Sm.
Phyteumopsis, Michx. ic.
Trattenickia, Pers. non Willd.
Athanasia, Walt, non L.
Dubautia, Gaudich.
 Sub-Div. 2. SPHENOGYNEIE, DC. Pr.
Sphenogyne, R. Br.
Oligarium, Cass.
Thelythamnos, Spreng.
Spennophylla, Neck.
Ursinia, Gaertn.
 Div. 3. MADIEE, DC. Pr.
Madaroglossa, DC. Pr.
Hartmannia, DC. Pr.
Oxyura, DC. Pr.
Hemizonia, DC. Pr.
Madaria, DC. Pr.
Madia, Don. non Cav.
Madia, Mol. Cav.
Biotia, Cass. non DC.
 Sub-Trib. vi. ANTHEMIDE/E, Cass.
- Div. 1. EUANTHEMIDEJE, DC. Pr.
Anthemidea Prototype, C*s&. CEderia, Lin.
Eumorphia, DC. Pr.
Epallage, DC. Pr.
Helicta, Less, non Cass.
Anthemis, Lin. (excl. sp.) DC.
Marcelia, Cass.
Chamatmelum, Cass.
Maruta, Cass.
Verraea, DC. Pr.
Lyonnetia, Cass.
Anacyclus, Pers. DC.
Hiorthia, Neck.
Cyrtolepis, Less.
Ormenis, Cass.
Cladanthus, Cass.
Lepidophorum, Neck.
Ptarmica, Tourn. Neck.
Achillea, Lin. (excl. sp.) Neck.
Diotis, Desf. non Schreb.
Gnaphalium, Tourn. non L.
Otanthus, Link.
Santolina, Tourn. Lin.
Nablonium, Cass.
Lasiospermum, Lag.
Lanipila, Burch.
Mataxa, Spreng.
 CHRYSANTHEMED, Less. p. 250.
Jidbeckia, Berg.
Lancisia, Pers. non Adans. nee Gaertn.
Steirodiscus, Less.
Schistostephium, Krebs. Less.
Gamolepis, Less.
Coinogyne, Less.
Sphaeroclinium, DC. Pr.
Eglotes, Cass. Less.
Xerobius, Cass.
Eyselia, Reichenb. non Neck.
Venegazia, DC. Pr.
Leucopsidium, DC. Pr.
Xanthocephalum, Willd.
Phymaspermum, Less.
Hisutsua, DC. Pr.
Brachanthemum, DC. Pr.
Leucanthemum, Tourn. DC. Pr.
Phalacrodiscus, Less.
Chrysanthemum, Less.
Matricaria, Lin.
Pyrethrum, Gaertn. Sm.
Gymnocline, Cass.
Chrysanthemum, Lin. (excl. sp.) DC. Pr.
Centrarchena, Schott.
Heteranthemis, Schott.
Pinardia, Cass.
Glebionis, Cass.
Ismelia, Cass.
Centrospermum, Spr. non Kunth.

- Dimorphotheca, Vaill. Mcench. Sub-Trib. v n. GNAPHALIEA, Less.
Cardiapermum, Traut.
Lestibodea, Neck.
Gattenhofia, Neck.
Meteorina, Cass.
Maxima, Cass.
 Arnoldia, Cass. non Blum.
 Castalis, Cass.
 Chlamysperma, Less.
 Villanova, Lag. non Ort.
Unxia, H. B. K. non Lin.
 Div. 3. COTULE/E, Less.
 Peyrousea, DC. Pr.
Lapeyrousia, Thunb. non Pourr.
 Cotula, Lin. (excl. sp.) Gaertn.
Ananthoajclus, Vaill.
Lancisia, Adans. non Pers.
 Strongyloperma, Less.
 Cenia, Cotnm. in Juss.
Lancisia, Gaertn. non Pers. nee Adans.
 Omalotes, DC. Pr.
Omalanthus, Less, non A. Juss.
 Div. 4. ATHANASIEJE, Less.
Atumasia, Lin.
 Lonas, Adans. Gaertn.
 Gonospermum, Less.
 Hymenolepis, Cass. non Kaulf.
 Holophyllum, Less.
 Athanasia, Cass.
 Morisia, Cass. non Gay. nee Nees.
 Div. 5. ARTEMISIEJE, Less.
 Stilpnophytum, Less.
 Artemisia, Lin.
Oligosporus, Cass.
Abrotanum, Tourn.
Absinthium, Gaertn.
 Tanacetum, Lin. (excl. sp.) Less.
Psanacetum, Neck.
 Plagijs, Lher. Mss.
Balsamita, Desf. (excl. sp.)
 Pentzia, Thunb.
 Chlamysperma, Ehr. in Less.
 Myriogyne, Less.
 Sphaeropsis, DC. Pr.
Centipeda, Lour, non Less.
 Machlys, DC. Pr.
 Crossostephium, Less.
 Div. 6. HIPPIE/E, Less.
 Abrotanella, Cass.
 Klennosperma, Less.
 Leptinella, Cass.
Hippia, Kunth. non Lin.
 Soliva, R. et Pav.
Gymnostyles, Juss.
Solvcpa, Cass.
 Hippia, Lin.
 Div. 7. ERIOCEPHALE^; Less.
 Eriocephalus, Lin.
Cryptogyne, Cass.
MolochUena, Cuss.
- Edmondia, Cass.
Aphelexis, Don.
Aphelexis, Boj. in DC. Pr. non Don.
 Stenocline, DC. Pr.
 Achyrocline, DC. Pr.
 Gnaphalium, Lin. (excl. sp.) Cass.
Euchiton, Cass.
 Omalotheca, Cass.
 Cladochaeta, DC. Pr.
 Pteropogon, DC. Pr.
 Lasiopogon, Cass.
 Amphidoxa, DC. Pr.
 Filago, Tourn. Lin. (excl. sp.)
Impia, Bluf. et Fing.
Avherritherium, Bl. et Fing.
Herotium, Bl. et Fing.
Gifola, Cass.
Oglifa, Cass.
Logfia, Cass.
 Metalasia, R. Br.
Endoleuca, Cass.
 Erythropogon, DC. Pr.
 Lachnospermum, Willd.
Carpholoma, Don.
 Elytropappus, Cass.
 Disparago, Gaertn.
JVigandia, Neck.
 Amphiglossa, DC. Pr.
 Div. 4. SERIPHIKIK, DC. Pr.
 Stoebe, Less.
 Seriphium, Less.
Eremanthis, Cass.
 Perotriche, Cass.
Gymnachama, Reichenb.
 Div. 5. ANTENNARIEJE, Less.
 Trichogyne, Less.
Ijloga, Cass.
 Phcenocoma, Don.
 Petalacta, Don.
Petalolqris, Less, non Cass.
 Anaxeton, Cass. non Schrank.
Argymnthus, Neck.
 Antennaria, R. Br.
Disynanthus, Raf.
 Leontopodium, R. Br.
 Div. 6. LEYSSEREA, Less.
 Athrixia, Ker.
 Antithrixia, DC. Pr.
 Leyssera, Lin.
Asteropterus, Vaill.
Le.ptophytus, Cass.
Longchampia, Willd.
Callicornia, Burm.
 Pterothrix, DC. Pr.
 Rosenia, Thunb.
 Div. 7. RELHANIEJE, Less.
 Carpesium, Lin.
Conyzoides, Tourn.
 Syncephalum, DC. Pr.
 Oligodora, DC. Pr.
 Nestlera, Spreng.
Columellea, Jacq. non Lour, nee R. et P.
Strphanopappus, Less.
- Div. 1. ANGIANTHER, DC. Pr.
 Styloncerus, Spreng.
Siloxcrus, Labi ll.
Ogcereostylus, Cass.
 Hyalolepis, DC. Pr.
 Angianthus, Wendl.
Cassinia, Br. h. Kew, non tr. Lin.
Hirnellia, Cass.
 Skirrphorus, DC. Pr.
 Gnephosis, Cass.
 Caloccephalus, R. Br.
 Leucophyta, R. Br.
 Div. 2. CASSINIE/E, Less.
 Craspedia, Forst.
Cartodium, Sol.
Richea, Lab ill. non Pet. Th. nee Br.
 Ammobium, Br.
 Ixodia, Br. non Sol.
 Rhynea, DC. Pr.
 Cassinia, Br. tr. Lin. non. H. K.
Chromochiton, Cass.
Achromolerna, Cass.
 Apalochlamys, Cass.
 Div. 3. HELICHRYSSEJ*:, Less.
 Humea, Smith.
Calomeria, Vent.
Agathomeris, Delaun.
Oxypharia, hortul.
Razumoivia, Spreng.
 Crossolepis, Less.
 Quinetia, Cass.
 Rutidosis, DC. Pr.
 Podotheca, Cass.
Podosprma, Labill. non DC.
Phafiotodfi, Cass.
 Leptorhynchus, Less.
Viraya, Gaud, non Blum. nee Raf. nee Adans.
 Millotia, Cass.
 Pansetia, Cass.
 Podolepis, Labill.
Scalia, Sims.
Stylolepis, Lehm.
 Ozothamnus, Brown.
Faustula, Cass.
Petalolepis, Cass.
 Eriosphaera, Less.
 Leontonyx, Cass.
Spiralepis, Don.
 Helichrysum, Less. (excl. sp.) DC.
Lepicline, Cass.
Plocamophyllum, Less.
Pentatajcis, Don.
EuthloriSy Don.
Leucostemma, Don.
 Helipterum, DC. Pr.
Argyrocome, Gaertn.
Damironia, Cass.
Syncarpha, DC.
Roccardia, Neck.

- Polychaetia, Less.
 Relhania, Lher. (exd. sp.)
 Less.
 Edopes, Gaertn.
 Nanophytum, DC. Pr. Less.
 syn. non in Linn.
 Osmites, Cass. Lin. (exd. sp.)
Bellidiastrum, Vaill. non
 Mich.
 Osmitopsis, Cass.
 Sub-Trib. v m. SENECEONEJE,
 Less. p. 387.
 Div. 1. NEUROLO&NEE, Less. Trib.
 Neurolaena, R. Br.
Calea, Gaertn.
 Div. 2. ERECHTHITEJE, DC. Div. 1.
Cacalieee, Less. exd. gen. CALENDULEJE, LESS.
 Faujasia, Cass. *Calendula*, Lin. (exd.sp.) Cass.
 Eriothrix, Cass. *Caltha*, Vaill. Mcench. non
 Lin.
 Stilpnogyne, D(j. Pr. *Oligocarpus*, Less.
 Erechthites, Raf. Less. *Tripteris*, Less.
Neocets, Cass. Div. 2. OSIEOSPERMEJE, DC.
 Cremocephalum, Cass. Pr.
Crassocephalum, Mcench. *Osteospermum*, Lin.
 Div. 3. EusENECEONEJE, DC. Pr. *Chrysanthemoides*, To urn.
*Senecionea**, Less. p. 388. *Eriocline*, Cass.
 Gynura, Cass. Div. 3. OTHONNEJE, Less. Sub-Trib. v. XERANTHEMEJE,
 Emilia, Cass. Less. *Heteractis*, DC. Pr. Less.
 Brachystephium, Less. *Gymnodiscus*, Less. *Xeranthemum*, Tourn.
 Oligothrix, DC. Pr. *Doria*, Thunb. (exd. sp.) Less, *Harrisonia*, Neck, non Br.
 Mesogramma, DC. Pr. *Othonna*, Lin. (exd. sp.) *nee Sims.*
 Cineraria, Lin. (exd. sp.) *Cass.*
 Less. *Aristotela*, Adans. non Lher,
Xenocarpus, Cass. *Hertia*, Less, non Neck.
 Senecillis, Gaertn. *Ruckeria*, DC. Pr.
 Ligularia, Cass. Less, non Sub-Trib. 11. ARCTOTIDEAS,
 Haw. *Cass. Less.*
Hoppea, Reich, non Lher. Div. 1. ARCTOTIEJE, DC. Pr. Sub-Trib. vi. CARLINE ^, Cass.
 Arnica, Lin. (exd. sp.) Cass. *Arctotidece prototypes*, Cass. *Saussurea*, DC. non Mcench.
 Aronicum, Neck. *Arctotis*, Lin. (exd. sp.) *Heterotrichum*, Bieb. non
 Gsertn. DC.
 Grammarthron, Cass. *Cymbonotus*, Cass. *Lagurostemon*, Cass. Less.
 Doronicum, Lin. *Venidium*, Less. *Theodorea*, Cass. non Med.
 Werneria, H. B. K. *Haplocarpha*, Less. *nee Neck.*
Oreffonia, Willd. *Landtia*, Less. *Aplotaxis*, DC.
 Culcitium, H. et Bonpl. *Arctotheca*, Wendl. *Eriostemon*, Less, non Sm.
Oresigonia, Schlecht. *Cryptostemma*, R. Br. *nee Colla.*
 Gynoxys, Cass. *Cynotis*, Hoffmans.
 Cacalia, Lin. (exd. sp.) DC. *Microstephium*, Less. *Dolomiaea*, DC.
 Pr. non. Less. Div. 2. GORTERIEJE, Cass. *Arctium*, Dalech. Lam. Ju's.
 Psacalium, Cass. DC. Pr. *Stephanocoma*, Less. non Lin.
Pentacalia, Cass. *Culluinia*, R. Br. *Arctio*, Lam.
 Lopholcena, DC. Pr. *Gorteria*, Lin. (exd. sp.) *nilaria*, Guett.
 Kleinia, Lin. h. Clif. non *Gaertn. non Lam.* *Berardia*, Vill. non Brongn.
 Jacq. nee Pers. *Personaria*, Lam. *Stachelina*, Lin. (exd. sp.) Less
Cacalia, Cass. non Tourn. *Hirtellina*, Cass.
 nee DC. *Carlina*, Lin. *Barbellina*, Cass.
Cacalianthemum, Dill. *Carlowitzia*, Mcench.
 Senecio, Linn. Less. *Chamceleon*, Cass.
Anecio, Neck. *Mitina*, Cass.
Jacobaa, Tourn. *Heracantha*, Besl. non Lino
Obajaea, Cass. *Athamus*, Neck.
Budorus, Cass. *Atractylis*, Lin. non Vaill.
dStkeolana, Cass. *Crocodylodes*, Vaill. ion
Carderina, Cass. *Adans.*
Cineraria, Cass. non. Less. *Acarna*, Willd.
krohiraria, Cass. *Spadactis*, Less.
 Brachyrhynchos, Less. *Cirsellium*, Cass.
Evopis, Cass. *Anactis*, Cass.

- Thevenotia, DC. non Lin.
 Cousinia, Cass.
 Ancathia, DC.
 Sub-Trib. vn. CENTAURIEJE,
 DC. Cass. Less.
 Amberboa, DC. Pr.
Chryseis, Cass. Less.
Amberboi, Isn.
Goniocaulon, Cass.
Cyanopsis, Cass.
Volutarella, Cass.
Lacellia, Viv.
Volutaria, Cass.
Amblyopogon, Fisch. et Mey.,
 Zoegea, Lin.
 Microlonchus, Cass.
Mantisalca, Cass.
 Crupina, Cass.
 Centaurea, Lin. (excl. sp.) Less.
Centaureum, Cass.
Microlophus, Cass.
Piptoceras, Cass.
Churtolrpis, Cass.
Phalolepis, Cass.
Jacea, Cass.
Platytophus, Cass.
Pterolophus, Cass.
Stenolophus, Cass.
Mtheopappus, Cass.
Stizolophus, Cass.
Psephellus, Cass.
Hittrolophus, Cass.
Melanoloma, Cass.
Lopholoma, Cass.
Spilacron, Cass.
Acrolophus, Cass.
Acrocentron, Cass.
Hymenocentron, Cass.
Verutina, Cass.
Mesocentron, Cass.
Triplacentron, Cass.
- Philostizux*, Cass.
Seridia, Cass.
Pectinastrum, Cass.
Lepteranthus, Neck.
Cyanus, Desp. Baumg.
Crocodylium, Vaill.
Calcitrapa, Vaill.
Podia, Neck.
Calcitrapoides, Vaill.
Plectocephalus, Don.
 Cnicus, Vaill. DC. Cass. non
 Lin.
Carbeni, Adans.
 Tetramorphaea, DC.
 Sub-Trib. vm. CARTHAMEA,
 DC. Pr.
Carthamus, Lin.
Kentrophyllum, Neck. DC.
Atractylis, Vaill. non Lin.
Carthamus, Berck.
Hohenwartha, Vest.
Heracantha, Link.
 Carthamus, Tourn. Cass.
 Onobroma, DC. Pr. non
 Gaertn.
 Carduncellus, Adans. DC.
Onobroma, Gaertn.
 Sub-Trib. ix. SILYBEAS, Less.
 non Cass.
 Silybum, Vaill. Gsertn.
 Galactites, Mcench. DC.
 Tyrimnus, Cass.
 Sub-Trib. x. CARDUINEJE,
 Less. p. 8.
 Onopordon, Vaill. Lin.
Acanos, Adans.
 Cynara, Vaill. Lin.
 Spanioptilon, Less.
 Carduus, Gaertn.
Clomium, Adans.
 Clavena, DC. Pr.
- Picnomon, Lob. Adans. Cass.
Acarna, Vaill. non Willd.
Picnocomon, Mey. non Link.
 Cirsium, Tourn. Gaertn. DC.
 non Less.
Cnicus, Schreb. non Vaill.
Lophiolepis, Cass.
Eriolepis, Cass.
Onotropke, Cass.
Orthocentron, Cass.
 Breea, Less.
Cephalonoplos, Neck.
 Erythrolosena, Sweet.
 Chamaepeuce, P. Alp. DC. Pr.
Ptilostemon, Cass..
Lamyra, Cass.
Platyrhaphium, Cass.
Cinium, Less.
Philoslemon, Less.
 Notobasis, Cass.
 Echenais, Cass.
 Lappa, Tourn. Juss. DC.
Are Hum, Lin. (excl. sp.)
 Sub-Trib. xi. SERRATULE2E,
 Less.
 Acroptilon, Cass.
 Rhaponticum, DC.
Stemmacantha, Cass.
Cestrinus, Cass.
Centaureum, Hall.
Hookia, Neck.
 Leuzea, DC.
Fornicium, Cass.
Rhacoma, Adans. (excl. sp.)
 Alfredia, Cass.
 Tricholepis, DC. Pr.
Achyropappus, Bieb. non
 Kunth.
 Serratula, Lin. (excl. sp.) DC.
Klasea, Cass.
Mastrucium, Cass.
 Jurinea, Cass.

SERIES 2*

- LABIATIFLORJE, DC.
Cheenantophora, Lag.
Perdiciof, Spreng.
 Trib. vi. MUTISACEJE, Less.
Mulisiecl'etpars Cynar. Cass. Viv. 2. EUMUTISIEJE, DC. Jr.
 Sub-Trib. i. MUTISIE^, Less.
 Div. 1. GERBERIEJE, DC. Pr.
 Schlechtendalia, Less. non
 Willd. nee Spr.
 Barnadesia, Lin. f.
Diacantha, Lag.
Penthea, Don. ?
 Dasyphyllum, H. B. K.
 Fulcaldea, Poir. 1827.
Turpinia, H. B. K. non
 Vent.
Vbigtia, Spr. non Roth, nee
 Hores.
Dolichostylis, Cass. 1828.
 Arrowsmithia, DC. Pr.
 Gerbera, Gron. in Lin.
Aphyllouvaulon, Lag.
- Oreoseris, DC. Pr.
 Berniera, DC. Pr.
Isanthus, Less. non Michx.
 Lasiopus, Cass.
 Frotovia, Spr.
Erinesa, Don. ?
 Seris, Less. non Willd.
 Lycoseris, Cass.
Diazeuxis, Don. ?
 Centroclinium, Don.
 Chaetachlaena, Don.
 Euthrixia, Don.
 Chuquiraga, Juss.
Johannia, Willd.
 Spadonia, Less.
 Gochnatia, H. B. K.
 Anastrophia, Don.
 Stiffitia, Mik.
Augusta, Leand. non Pohl.
Sankilaria, Leand.
- Mutisia, Lin.
Guariruma, Cass:
Aptyphyllum, Cass.
 Proustia, Lag.
Harmodia, Don.
 Chaetanthera, R. et Pav. non
 Bonpl.
Cherina, Cass.
Proselia, Don.
 Bichenia, Don.
 Tylloma, Don.
 Trichocline, Cass.
 Onoseris, DC. non Don.
Hipposeris, Cass.
 Isotypus, H. B. K.
Seris, Willd. non Less.
 Oldenburgia, Less.
 Leucomeris, Don.
 Ainsliaca, DC. Pr.
Liatris, Don. non Schr.
 Myriipnois, Bung.

- Dicoma, Less.
Macleodium, Cass.
Nitelum, Cass.
 Printzia, Cass.
 Perdidum, Lin. (exd. sp.) Lag,
Paradisium, Burm.
 Anandria, Sicg. Lin. Less.
Leibnitzia, Cass.
 Sub-Trib. n. LE.RIEJE, Less.
 Chaptalia, Vent.
 I*ria, DC.
 Lieberkuhnia, Cass.
 Oxydon, Less.
 Loxodon, Cass.
 Chevreulia, Cass.
 Sub-Trib. in. FACELIDEJE,
 Less.
 Lucilia, Cass.
 Oligandra, Less.
 Facelis, Cass.
 Trib. VII. NASSAUVIACEJE,
 Less.
Nassauviecia, Cass.
 Sub-Trib. i. NASSAU VISA,
 Less.
Nassauviecia prototype, Cass.
 Nassauvia, Comm. in Juss.
 non Arrab.
Mastigophorus, Cass.
 Triachne, Cass.
 Triptilion, R. et Pav.
Pentanthus, Less.
 Caloptilium, Lag.
Spherocephalus, Lag. in DC.
 non alior.
 Panargyrus, Lag.
 Polyachyrus, Lag.
Bridgesia, Hook.
 Sub-Trib. n. TRIXIDEA, Cass.
 Cadiscus, E. Mey. ?
 Pamphalea, Lag.
 Cephalopappus, Nees. et
 Mart.
 Pleocarphus, Don.
 Jungia, Lin. f. non Lcefl. nee
 Gsertn. nee Heist.
Rhinactina, Willd. non Less.
Trinacte, Gaertn.
Dumerilia, Lag. DC. non
 Less.
Martrasia, Cass.
 Gastrocarpha, Don.
Moscharia, R. et Pav. non
 Heist, nee Forsk.
Moschifera, Mol.
Mosigia, Spreng.
 Lcuceria, Lag. in DC.
Cassiopea, Don.
 Chabraea, DC.
Lasiorrhiza, Lag. excl. sp.
 Ptilurus, Don.
 Dumerilia, Less, non Lag.
 Trixis, P. Brown non Mitch,
 nee Sw.
Alcithoe, Don.
 Cleanthes, Don.
 Clarionea, DC.
Perezia, Less.
Drozia, Cass.
 Homoianthus, DC.
Clarionea, Cass. non DC.
 Perezia, Lallav. non Cass.
 Acourtia, Don.
 Pogonura, DC. Pr.

SERIES 3»

- LIGULIFLORJE, DC.
 Trib. v m. CICHORACEJE, Vaill.
 Juss. Less.
Lactuceae, Cass.
 Sub-Trib. i. SCOLYMEJE, Less.
Scolymus, Lin.
 Scolymus, Cass.
 Miscolus, Cass.
 Sub-Trib. II. LAMPSANEJB,
 Less.
 Lampsana, Vaill. Juss.
Lapsana, Lin.
 Rhagadiolus, Tourn. Gaertn.
 Koelpinia, Pall.
 Soldevilla, Lag. ?
 Sub-Trib. in. HYOSKRIDEJB,
 Less.
 Arnoseris, Gaertn.
 Hyoseris, Lin. (excl. sp.)
 Gaertn.
 Hedypnois, Tourn. Gaertn.
Achyrastrum, Neck.
 Aposeris, Neck. Cass.
 Catananche, Lin.
 Acanthophyton, Less.
 Cichorium, Lin.
Polpis, Adans. Gaertn.
Drepania, Juss.
Stvertia, Ludw. non Lin.
Chatelania, Neck.
 Schmidtia, MENCH.
Mthionia, Don.
Polychatia, Tausch.
 Krigia, Schreb.
 Cynthia, Don.
Adopogon, Neck.
 Sub-Trib. IV. HYPOCHERIDEJE,
 Less.
 Hypochaeris, Lin. (excl. sp.)
 Achyrophorus, Scop. Gaertn. Sub-Trib. VI. LACTUCEA, Less.
Seniöla, Lin.
Porcellitis, Sp. Cass.
Piptopogon, Cass.
Agenora, Don.
Rodigia, Spr.
 Robertia, DC.
 Sub-Trib. V. SCORZONEREJE,
 Less.
 Thrinicia, Roth.
Colobium, Roth.
 Leontodon, Lin. (exd. sp.) DC.
Virea, Adans.
Apargia, Willd. excl. sp.
Antodon, Neck.
 Apargia, Less, non Scop.
 Oporina, Don.
Scorzoneroides, MENCH.
 Milhna, Cass.
 Geropogon, Lin.
 Podospermum, DC.
Reichardia, Roth. cat. non
 Roth. nov. sp.
Podosperma, Less, non
 Labill.
 Tragopogon, Lin.
 Arospermum, Scop. Juss.
Arnopogon, Willd.
 Hymenomena, Cass.
 Scorzonera, Lin. (excl. sp.)
 DC.
Galasia, Cass.
Lasioxpora, Cass.
Ijosiospermum, Fisch. non
 Lag.
 Picris, Lin. (sp. excl.) Juss.
 Helminthia, Juss.
Helminthothea, Vaill.
Lactuca, Lin.
Mycelis, Cass.
 Chondrilla, Lin. excl. sp.
 Taraxacum, Hall, DC.
Leontodon, Willd.
 Willemetia, Neck.
Calycocorsus, Schmidt.
Zollikoferia, Nees.
Wibelia, Hoppe.
 Ixeris, Cass.
 Boreckhausia, Moench. DC.
Hostia, MENCH. non alior.
Paleyia, Cass.
 Crepis, Lin. (excl. sp.) DC.
Bcrinia, Brign.
Brachyderen, Cass.
Calliopea, Don.
Omalocline, Monn.
Intybus, Fries.
Intybellia, Cass.
PhiBcasium, Cass.
Mtheorhiza, Cass.
Troximon, Don.
 Phaenixopus, Cass.
 Prenanthes, Lin. (excl. sp.)
 Gaertn.
Harpalyce, Don. non DC.
Nabalus, Cass.
Lygodesmia, Pursh.
Atalanthus,
 Zacintha, Gaertn.
 Nemauchenes, Cass.
 Gatyona, Cass.
 Lomatolepis, Cass.
 Microrhynchus, Less.
Lomatolpis, Cass.
 Macrorhynchus, Less.

Lagoseris, Bieb.	Sub-Trib. vn. HIERACIEÆ , Less.	Aracium, Neck. <i>Stenotheca</i> , Monn.
<i>Pterotheca</i> , Cass.	Hieracium, Lin.	Mulgedium, .Cass.
Pachylepis, Less. <i>gelerolepis</i> , Monn. non Cass.	<i>Miegia</i> , Neck.	<i>Agathyrus</i> , Don.
Sonchus, Lin.	<i>Planca</i> , Neck.	Soyeria, Monn.
Picridium, Desf.	<i>Lepicaunes</i> , sp. Lapeyr.	<i>Catonia</i> , Mcench.
<i>Closiospermum</i> , Neck.	Andryala, Lin. (excl. sp.)	<i>Hapalostephium</i> , Don.
	Voigtia, Roth.	<i>Lepicaune</i> , Lapeyr. excl. sp.
	<i>Rothia</i> , Schreb. non alior.	Picrosia, Don.
		Pinaropappus, Less.

t *Genera non satis cognita, out incertee sedis.*

^m <i>ad Tubulifloras</i> , referenda.	Jaumea, Pers.	² <i>ad Jjihatifloras.</i>
Abasoloa, Lallav. et Lex.	<i>Kleinia</i> , Juss. non Lin. nee	Atractylodes, Less. Syn. p. 125.
Aganippea, Fl. Mex. ic. ined.	Jacq.	<i>Dolichlasium</i> , Lag.
Allendea, Lallav. et Lex.	Lloydia, Neck.	Pentaphorus, Don.
Damatrix, Cass.	Microspermum, Lag.	Plazia, R. et Pav.
Dimerostemma, Cass.	Mnesiteon, Raf.	³ <i>ad Ligulifloras.</i>
Galeana, Lallav. et Lex.	Oteiza, Lallav. et Lex.	Agoseris, Raf.
Galphthalmum, Nees et Mart.	Peramibus, Raf.	Anisoderis, Cass.
Glyphia, Cass.	Placus, Lour.	Apatanthus, Viv.
Gomezia, Lallav. non Brown.	Roldana, Lallav. et Lex.	Apogon, Ell.
Heliophthalmum, Raf.	Rosalcsia, Lallav. et Lex.	Asterothrix, Cass.
	Trimetra, Fl. Mex. ic. ined.	Deloderium, Cass.
		Rhabdotheca, Cass.

Genera not in the List furnished by Professor De CandoUe.

Scalesia, Arnott. (38)	Iieteracia, F. et Meyer.	Pachylaena, Don.; next Chae-
Eriopappus, Arnott. (39)	Cyathidium, Lindl.; next	tanthera.
Rancagua, Endl. et Popp.;	Aplotaxis.	Hyalis, Don.; next Proustia,
next Hymenatherum.	Microseris, Don.	Piptocarpha, H. et Arn.; next
Ammogeton, Schrad.	<i>Lepidonema</i> , F. et Meyer.	Flotovia.
Dipterocome, F. et Meyer.	Acanthophyllum, H. et Arn. ;	Townsendia, Hooker.
	next Triptilion.	

ALLIANCE II. *DIPSALES.*

ESSENTIAL CHARACTER.—*Anthers* distinct. *Ovai-y* inferior. *Flowers* either in dense heads or loose.

ORDER CXCIV. *DIPSACEIÆ.* THE SCABIOUS TRIBE,

DIPSACEA, *Juss. Gen.* 194. (1789) ; *DC. et Duly Bot. Gall.* 255. (1828) ; *Lindl. Sijnops.* 139. (1829) ; *Coulter. Mem. in Act. Genev.* 2. 13. (1823) ; *DC. Prodr.* 4. 643. (1830).

ESSENTIAL CHARACTR^{^^} *Calyx* superior, membranous, resembling pappus; surrounded by a scarious involucl. *Op^{ffz}* monopetalous, tubular, inserted in the calyx; *limb* oblique, 4- or 5-lobcd, with an imbricated aestivation. *Stamens* 4, alternate with the lobes of the corolla; *anthers* distinct. *Ovary* inferior, 1-celled, with a single pendulous ovule; *style* 1; *stigma* simple. *Fruit* dry, indehiscent, 1-celled, crowned by- the pappus-like calyx; *embryo* straight, in the axis of fleshy albumen ; *radicle* superior.—*Herbaceous* plants or *under-shrubs*. *Leaves* opposite or whorled. *Flowers* collected upon a common receptacle, and surrounded by a many-leaved *involucre*.

AFFINITIES. The relation of this family is obviously in the first degree with *Compositae*, from which it differs in its distinct stamens and its pendulous

albuminous seeds; and next with Calyceraceae, which have connate anthers and alternate leaves. The same character of the capitate flowers, and the presence of albumen, forms the distinction between Dipsaceae and Valerianaceae. What is called the involucre is a curious organ, resembling an external calyx, and is to each particular flower of the head of Dipsaceae what the partial involucre of Umbelliferae is to each partial umbel; and, accordingly, we ought to expect to find instances of more flowers than one being enclosed within this involucre; and this is said by Coulter actually to take place in the genus *Gundelia*. This is, however, not the only peculiarity of the order. Brown has the following curious remarks.

“ M. Auguste Saint Hilaire, in his excellent memoir on Primulaceae, while he admits the correctness of M. De Candolle's account with respect to great part of Dipsaceae, has at the same time well observed, that in several species of *Scabiosa* the ovarium is entirely united with the tube of the calyx. But neither of these authors has remarked the curious, and I believe peculiar, circumstance, of the base of the style cohering with the narrow apex of the tube of the calyx, even in those species of the order in which the dilated part of the tube is entirely distinct from the ovarium. This kind of partial cohesion between pistillum and calyx is directly opposite to what usually takes place, namely, the base of the ovarium being coherent, while its upper is distinct. Equally, however, determines the apparent origin or insertion of corolla and stamina, producing the unexpected combination of 'flos superus' with ovarium liberum/” *Linn. Trans.* 12. 138.

GEOGRAPHY. Chiefly natives of the south of Europe, Barbary, the Levant, and the Cape of Good Hope; not affecting particular stations in any striking degree, except that they generally shun cold, and do not attain much elevation above the sea. *Coulter*.

PROPERTIES. Unimportant. The Teasel used by fullers in dressing cloth is the dried head of *Dipsacus fullonum*. Some of them are reputed febrifugal. *Scabiosa succisa* is said to yield a green dye, and also to be astringent enough to deserve the attention of tanners. *Gmel Fl. Bad.* 1. 319.

GENERA.

§ 1. MORINEJE, DC. § 2. SCABIOSEA, DC. *Suceisa*, Vaill. Wallr. *Scabiosa*, R. et S. *Morina*, Tourn. *Dipsacus*, Tourn. *Picnocomon*, Wallr. *Asterocephalus*, Vail. *Diotheca*, Vail I. *Cephalaria*, Schrad. *Knautia*, Coult. *Sclerostema*, Schot. *Lepicephalus*, Lag. *Trichera*, Schrad. *Spongostemma*, Rchb. *Carionanthus*, Schot. *Pterocephalus*, Vaill.

ORDER CXCVI. VALERIANACEÆ. THE VALERIAN TRIBE.

VALERIANÆ. DC. *Fl. Fr.* ed. 3. v. 4. p. 232. (1815) j *Dufr. Valet. Monogr.* 56. (1811), *Lindl. Synops.* 137. (1829); DC. *Prodr.* 4. G23. (1830); *Royle's Illustrations*, 241. (1835).

— **ESSENTIAL CHARACTER.**—*Calyx* superior; the *limb* either membranous, or resembling pappus. *Corolla* monopetalous, tubular, inserted into the top of the ovary, with from 3 to 5 lobes, either regular or irregular, sometimes calcarate at the base. *Stamens* from 1 to 5, inserted into the tube of the corolla, and alternate with its lobes. *Ovary* inferior, with 1 cell, and sometimes 2 other abortive ones; *ovule* solitary, pendulous; *style* simple; *stigmas* from 1 to 3. *Fruit* dry, indehiscent, with 1 fertile cell and 2 empty ones. *Seed* solitary, anatropous; *embryo* straight, destitute of albumen; *radicle* superior.—*Herbs.* *Leaves* opposite without stipules. *Flowers* corymbose, panicked, or in heads.

• **AFFINITIES.** Distinguished from *Dipsacæ*? by their flowers not being in

heads, by the want of albumen, by sensible properties, and the absence of an involucl.

GEOGRAPHY. Natives of most temperate climates; sometimes at considerable elevations. They are abundant in the north of India, Europe, and South America, but uncommon in Africa and North America.

PROPERTIES. The roots of *Valeriana officinalis*, *Phu*, and *celtica*, are tonic, bitter, aromatic, antispasmodic, and vermifugal; they are even said to be febrifugal. The scent of these roots is not agreeable to a European; and yet those of some species are highly esteemed as perfumes. Eastern nations procure from the mountains of Austria the *Valeriana celtica* to aromatise their baths; the *Nardostachys Jatamansi*, or true Spikenard of the ancients, is valued in India, not only for its scent, but also as a remedy in hysteria and epilepsy. The young leaves of the species of *Valerianella* are eaten as salad, under the French name of *Mâche*, or the English one of Lamb's Lettuce. Red Valerian is also eaten in the same way in Sicily. See *Royle*, p. 242, for an elaborate dissertation upon the *Nard* of the ancients. DC.

GENERA.

<i>Patrinia</i> , Juss.	<i>Valerianella</i> , Moench.	<i>Fedia</i> , Moench.	<i>Valeriana</i> , Neck.
<i>Mouffeta</i> , Neck.	<i>Odontocarpa</i> , Neck.	<i>Mitrophora</i> , Neck.	<i>Phyllactis</i> , Dufr.
<i>Gytonanthus</i> , Rafin.	<i>Astrephia</i> , Dufr.	<i>Plectritis</i> , Lindl.	<i>Astrephia</i> , Dufr.
<i>Nardostachys</i> , DC.	<i>Hemesotria</i> , Raf.	<i>Centranthus</i> , DC.	<i>Oligacoce</i> , Willd.
<i>Dufresnea</i> , DC.		<i>Kentranthus</i> , Neck.	<i>Betckea</i> , DC.
			<i>Triplostegia</i> , Wall.

ALLIANCE III. BRUNONIALES.

ESSENTIAL CHARACTER.—*Style* single. *Stigma* with an indusium. *Flowers* in dense heads.

ORDER CXCVII. BRUNONIACEÆ.

GOODENOVLJE, § 2. *R. Brown Prodr.* 589. (1810).

ESSENTIAL CHARACTER.—*Calyx* inferior, in 5 divisions, with 4 bracts at the base. *Corolla* monopetalous, almost regular, 5-parted, inferior, withering. *Stamens* definite, hypogynous, alternate with the segments of the corolla; *anthers* collateral, slightly cohering. *Ovary* 1-celled, with a single erect ovule; *style* single; *stigma* enclosed in a 2-valved cup. *Fruit* a membranous utricle enclosed within the indurated tube of the calyx. *Seed* solitary, erect, without albumen; *embryo* with plano-convex fleshy *cotyledons*, and a minute inferior *radicle*.—*Herbaceous* plants, without stems, and simple glandless hairs. *Leaves* radical, entire, with no stipules. *Flowers* on scapes collected in heads, surrounded by enlarged bracts, blue.

AFFINITIES. Placed by Brown as a section of Goodeniaceae, from which this order, in my judgment, differs essentially in the superior 1-celled ovary and capitate flowers, thus approaching some species of Dipsaceae, but differing in the want of an involucl, the erect ovule, superior ovary, and peculiar stigma. With reference to this, Brown says: "Brunonia agrees with Goodenovise in the remarkable indusium of the stigma, in the structure and connexion of the antherae, in the seed being erect, and essentially in the aestivation of corolla. It differs from them in having both calyx and corolla distinct from the ovarium, in the disposition of vessels in the corolla, in the filaments being jointed at top, in the seed being without albumen, and in its remarkable inflorescence, compatible, indeed, with the nature of the irregularity in the corolla of Goodenovise, but which can hardly co-exist with that

characterising Lobeliaceae. With Composite it agrees essentially in inflorescence, in the aestivation of corolla, in the remarkable joint or change of texture in the apex of its filaments, and in the structure of the ovarium and seed. It differs from them in having ovarium liberum or superum, in the want of a glandular disk, in the immediately hypogynous insertion of the filaments, in the indusium of the stigma, and in the vascular structure of the corolla, whose tube has five nerves only, and these continued through the axes of the lacinise, either terminating simply (as is at least frequently the case in *Brunonia sericea*), or (as in *B. australis*) dividing at top into two recurrent branches, forming lateral nerves, at first sight resembling those of Composite, but which hardly reach to the base of the lacinise. It is a curious circumstance that *Brunonia* should so completely differ from Composite in the disposition of vessels of the corolla, while both orders agree in the no less remarkable structure of the jointed filament; a character which had been observed in a very few Composite only, before the publication of M. Cassini's second Dissertation, where it is proved to be nearly universal in the order. In the opposite parietes of the ovarium of *Brunonia* two nerves or vascular cords are observable, which are continued into the style, where they become approximated and parallel. This structure, so nearly resembling that of Composite, seems to strengthen the analogical argument in favour of the hypothesis advanced in the present paper, of the compound nature of the pistillum in that order, and of its type in phaenogamous plants generally; *Brunonia* having an obvious and near affinity to Goodenovise, in the greater part of whose genera the ovarium has actually two cells with one or an indefinite number of ovula in each; while in a few genera of the same order, as *Dampiera*, *Diaspasis*, and certain species of *Scaevola*, it is equally reduced to one cell and a single ovulum." *R. Brown in Linn. Trans.* 12. 132. The habit of this order is very much that of Globulariaceae.

GEOGRAPHY. Natives of New Hollarfd.

PROPERTIES. Unknown.

GENUS.

Brunonia, R. Rr.

ALLIANCE IV. PLANTALES.

ESSENTIAL CHARACTER.—*Style* single. *Stigma* without an indusium. *Flowers* in dense heads or spikes, or paniced. *Ovary* superior.

ORDER CXCVIII. PLANTAGINACEÆ. THE RIB-GRASS TRIBE.

PLANTAGINES, *JUSS. Gen.* 89. (1789).—PLANTAGINE*, *JR Brown Prodr.* 423. (1810); *Lindl. Synops.* 169. (1829).

ESSENTIAL CHARACTER.—*Flowers* usually hermaphrodite, seldom unisexual. *Calyx* 4-parted, persistent. *Corolla* membranous, monopetalous, hypogynous, persistent, with a 4-parted limb. *Stamens* 4, inserted into the corolla, alternately with its segments; *filaments* filiform, flaccid, doubled inwards in aestivation; *anthers* versatile, 2-celled. *Ovary* sessile, without a disk, 2-, very seldom 4-celled, the cells caused by the growth of spurious ^{dissepiments} ~~dissepiments~~; *ovules* peltate or erect, solitary, twin, or indefinite; *style* simple, capillary; ^{hi 8pid, simp} ~~stigma~~ ^{le} rarely half-bifid. *Capsule* membranous, dehiscing transversely, ^{axis} ~~seeds~~ sessile, peltate, or erect, solitary, twin, or indefinite; *testa* mucilaginous; *embryo* in ^{axis} ~~axis~~ of fleshy albumen; *radicle* inferior; *plumula* inconspicuous.—*Herbaceous* plants,

usually stemless, occasionally with a stem; *hairs* simple, articulated. *Leaves* flat and ribbed, or taper and fleshy. *Flowers* in spikes, rarely solitary.

ANOMALIES. In *Littorella* the flowers are solitary.

AFFINITIES. By Jussieu this is considered apetalous, the corolla being called calyx, and the calyx bracts. But this appears so contrary to all analogy, that it is impossible to adopt the opinion. To this order *Plumbaginaceae** seems to be more near than any other, agreeing in habit, and also in the general structure of the flower, but differing in having a 1-celled ovary, with a solitary ovule, and several stigmas. Don (*Jameson's Journal*, Jan. 1830, p. 166) refers *Glaux* to *Plantaginaceae*, "where it will form the connecting link between that family and *Primulaceae*."

GEOGRAPHY. Scattered over the whole world, in almost every quarter of which they are found in one situation or another.'

PROPERTIES. The herbage is slightly bitter and astringent, and they have even been reckoned febrifuges. Their seeds are covered with mucus. According to De Candolle, those of *P. arenaria* are exported in considerable quantities from Nismes and Montpellier to the north of Europe, and are supposed to be consumed in the completion of the manufacture of muslins. The seeds of *Plantago Ispaghula* are of a very cooling nature, and, like those of *Plantago Psyllium*, form, with boiling water, a rich mucilage, which is much used in India in catarrh, gonorrhoea, and nephritic affections. *Ainslie*, 2. 116.

GENERA.

Plantago, L.
Psyllium, Juss.
Littorella, L.

ORDER CXCIX. GLOBULARIACEAE.

GLOBULARINEAE, DC. *Fl. Fr.* 3. 427. (1815); *Cambesides* in *Ann. des Sciences*, 9, 15. (1826); *Link. Handb.* 1. 675. (1829).

ESSENTIAL CHARACTER.—*Calyx* persistent, 5-cleft, usually equal, sometimes 2-lipped. *Corolla* hypogynous, tubular, bilabiate, rarely 1-lipped, made up of 5 petals. *Stamens* 4, the uppermost being wanting, arising from the top of the tube of the corolla, somewhat didynamous; *anthers* reniform, bursting longitudinally, the 2 cells confluent into 1. *Ovary* superior, 1-celled, with a single pendulous ovule; *style* filiform, emarginate at the apex. *Fruit* small, indehiscent, pointed with the persistent style. *Albumen* fleshy; *embryo* straight, in its axis; *radicle* superior, about as long as the ovate cotyledons.—*Shrubs* or small low *under-shrubs* or perennial *herbs*. *Leaves* alternate, often fascicled, turning black in drying. *Flowers* collected in small heads, upon a convex paleaceous receptacle.

AFFINITIES. These were placed near *Primulaceae* both by Jussieu and De Candolle; but their closest affinity is now known to be with *Dipsacese*, with which *Globulariaceae* agree in a multitude of particulars, especially in habit, but differ in having a superior ovary, and in so little besides, that it may be doubted whether, considering the peculiar nature of the cohesion of the calyx and ovary of *Dipsacese*, they and *Globulariaceae* are not the same family. They were united by Lamarck in the same order as *Proteaceae*.

GEOGRAPHY. Natives of the hot and temperate parts of Europe; Dantzic is their most northern station.

PROPERTIES. Bitter, tonic, and purgative herbaceous plants.

GENUS.

Globularia, L.
Alypum, Tourn.

ORDER CXCIX.* SALVADORACEÆ.

ESSENTIAL CHARACTER.—*Calyx* inferior, 4-leaved, minute. *Corolla* membranous, monopetalous, 4-parted. *Stamens* 4, connecting the petals into a monopetalous corolla; *anthers* round, 2-celled, bursting longitudinally. *Ovary* superior, 1-celled, with a single sessile stigma; *ovule* solitary, erect. *Pericarp* berried; 1-celled, indehiscent. *Seed* solitary, erect. *Embryo* amygdaloid, without albumen; *cotyledons* fleshy, plano-convex, fixed a little below their middle to a long axis, the radicle of which is enclosed within their bases.—*Shrubs*, with the stem slightly tumid at the articulations. *Leaves* opposite, leathery, entire, very obscurely veined. *Flowers* minute in loose panicles.

AFFINITIES. By one author referred to Chenopodiaceae or Amarantaceae, notwithstanding its monopetalous corolla and embryo, by another to Myrsinaceae, notwithstanding the position of its stamens and the structure of ovary and seeds, this plant appears to be in reality the type of a quite distinct order, the true relation of which is with Plumbaginaceae and Plantaginaceae. With the latter it agrees in the number of the parts of its flower, its membranous corolla and simple style; with the former more in habit, and especially in the leaves, which are much like those of a Statice. It, however, differs essentially in its polysepalous calyx, amygdaloid embryo, opposite leaves, and berried pericarp. In habit it agrees with Galenia, and this has probably been the cause of its having found its way to Chenopodiaceae.

GEOGRAPHY. Indian and North African plants.

PROPERTIES. Fruit eatable.

GENUS.

Salvadora, L*

ALLIANCE V. PLUMBALES.

ESSENTIAL CHARACTER.—*Styles* 5. *Flowers* formed upon a quinary plan. *Ovary* superior.

ORDER CC. PLUMBAGINACEÆ. THE LEADWORT TRIBE.

PLUMBAGINES, JUSS. *Gen.* 92. (1789).—PLUMBAGINEÆ, R. Brown *Prodr.* 425. (1810).

ESSENTIAL CHARACTER.—*Calyx* tubular, plaited, persistent. *Corolla* monopetalous or 5-petalous, regular. *Stamens* definite; in the monopetalous species hypogynous 1 in the polypetalous arising from the petals. *Ovary* superior, single, 1-seeded; *ovule* inverted, pendulous from the point of an umbilical cord, arising from the bottom of the cavity; *styles* 5! seldom 3 or 4; *stigmas* the same number. *Fruit* a nearly indehiscent utricle. *Seed* inverted; *testa* simple; *embryo* straight; *radicle* superior.—*Herbaceous* plants or under-shrubs, variable in appearance. *Leaves* alternate or clustered, undivided, somewhat sheathing at the base. *Flowers* either loosely panicled, or contracted into heads, flowering regularly.

AFFINITIES. Distinguished from all other monopetalous orders by their plaited calyx and solitary ovule, suspended from the apex of a cord which arises from the base of a 1-celled ovary, with several stigmas. From Plantaginaceae they are otherwise chiefly known by their inflorescence not being simply spiked, and their albumen not fleshy. The economy of the ovule is highly curious; before fecundation it is suspended from the apex of a cord, or father strap, which lies over the foramen or orifice through which the vivifying influence of the pollen has to be introduced; this foramen is presented to

the summit of the cell immediately below the origin of the stigmas, but has no communication with that part of the cell, from contact with which it is further cut off by the overlying strap : but as soon as the pollen exercises its influence upon the stigmas, the strap slips aside from above the foramen, which is entered by an extension of the apex of the cell, and thus a direct communication is established between the pollen and the inside of the ovule. This phenomenon is obscurely hinted at by several writers, but was first distinctly shown by Brown, and has since been beautifully illustrated by Mirbel, *Nouvelles Recherches sur l'Ovule*, tab. 4. Nyctaginaceae are distinguished by their curved embryo, want of petals, and coloured calyx, the base of which hardens and contracts an adhesion with the pericarp, which is finally absorbed.

GEOGRAPHY. Many are inhabitants of the salt marshes and sea coasts of the temperate parts of the world, particularly of the basin of the Mediterranean and the southern provinces of the Russian empire; others grow from Greenland and the mountains of Europe, to the sterile volcanic regions of Cape Horn. A few are found within the tropics; of these *Plumbago zeylanica* extends from Ceylon to Port Jackson, and *Egialitis* grows among the Mangroves of northern Australasia.

PROPERTIES. This order contains plants of very opposite qualities; part are tonic and astringent, and part acrid and caustic in the highest degree. The root of *Statice caroliniana* is one of the most powerful astringents in the vegetable materia medica. *Bigelow*, 2. 55. The bruised fresh bark of the root of *Plumbago zeylanica* acts as a vesicatory, and is applied in India to buboes in their incipient state. *Ainslie*, 2. 77. *Plumbago europaea* is employed by beggars to raise ulcers upon their bodies to excite pity; and *Plumbago scandens* is remarkably acrid. *Plumbago europaea* is said by Duroques to have been used with considerable advantage in cases of cancer, for which purpose the ulcers were dressed twice daily with olive oil in which the leaves had been infused.* *Ibid.* 2. 78. *Plumbago scandens* is called, on account of these properties, *Herbe du Diable* in St. Domingo. As garden plants, nearly the whole of the order is much prized for beauty, particularly the *Statices*, many of which are among the most lovely herbaceous plants we know.

GENERA.

<i>Plumbago</i> , L.	<i>Ceratostigma</i> , Bye.	<i>Statice</i> , L.	<i>Armeria</i> , Willd.
<i>Thela</i> , Lour. ?	<i>egialitis</i> , R. Br.	<i>Taxantheme</i> . Neck.	
<i>Vogelia</i> , Lam.		R. Br.	

GROUP IV. JucamentojSae.

ESSENTIAL CHARACTER.—*Fruit* consisting of several (usually 4) lobes which are either originally distinct or separate from each other when ripe, without any trace of a central placenta; if capsular, then with the inflorescence gyrate. *Destivation* of corolla never plaited.

Under this character is assembled a collection of orders allied to each other in the most intimate manner, and so distinctly characterized, that but few remarks are necessary to explain their limits. It is, in the first place, to be remarked, that the aestivation of the corolla is never plaited; otherwise, *Nolanaceae*, which can by no means be separated far from *Convolvulaceae*, would belong to this group. Secondly, whenever the carpels are combined or lobeless, as in *Verbenaceae*, &c. the fruit finally separates into little nuts

without leaving any central placenta behind. This arises from the style originating, in reality, in all cases from the base of the carpels, as it manifestly does in Boraginaceae and Labiatae. Thirdly, in the case of Hydrophyllaceae, in which the nucamentaceous character gives way, a gyrate inflorescence points out the connection between these plants and Boraginaceae. No mistake as to this character can be made, unless in regard to Hydroleaceae; but that order has several styles, and therefore has fruit composed of more carpels than two.

ALLIANCE I. PHACELIALES.

ESSENTIAL CHARACTER.—*Fruit capsular. Inflorescence gyrate.*

Distinguished from Echiales by the capsular nature of the fruit, but united with them, by the greater part of the other characters.

ORDER CCI. HYDROPHYLLACEJE. THE WATERLEAP TRIBE.

^R> *Brown. Prodr.* 1.492. (1810); *without a name.*—HYDROPHYLLFJE, *VonMartiusN. G. et Sp.* 2. 138. (1828); *Link. Handb.* 1. 570. (1829), a § of Cordiaceae; *Bentham in Linn. Trans.* 17. 267. (1834).

ESSENTIAL CHARACTER.—*Calyx* inferior, persistent, deeply 5-cleft; the recesses usually augmented with reflexed appendages. *Corolla* monopetalous, hypogynous, regular, shortly 5-cleft, between campanulate and rotate, rarely funnel-shaped. *Stamens* 5, epipetalous, alternate with the segments of the corolla, inflected in aestivation; *anthers* versatile, 2-celled, the cells parallel dehiscing longitudinally. *Ovary* superior, simple, 1-jelled; *style* long, 2-cleft; *stigmas* 2, terminal; *placenta* 2, free at their back or united to the shell of the ovary, with two or many ovules on their inner face. *Fruit* capsular, 2-valved, sometimes 1-celled, with a large placenta filling the capsule, sometimes somewhat 2-celled, with the dissepiments incomplete. *Seeds* reticulated; *albumen* abundant, cartilaginous; *embryo* conical with its radicle next the hilum.—American *herbaceous* plants, ^{spid} like Boraginaceae. *Leaves* usually lobed, alternate, or the lower ones opposite. *flowers* arranged in gyrate racemes or unilateral spikes, or occasionally solitary and stalked in the axils of the leaves. *Bentham.*

AFFINITIES. Very near Boraginaceae and the orders which have been gently separated from it, with which Hydrophyllaceae agree in the roughness of their leaves and many other marks of obvious resemblance. They are, however, known by their undivided 1-celled ovary, terminal style or styles, and ovules (if definite) attached to two stalked fungous placentae, which arise from the base of the cell, having their ovules on their inner face, or (if indefinite) attached to parietal placentae. They are further characterised by the presence, at the base of each lobe of the corolla, of 2 scales or lamellae the nature of which is unknown. The former mode of placentation is highly singular, and, as far as I know, unlike that of any other plants. Many Polemoniaceae have very much the habit of Hydrophyllaceae. Bentham, who has recently re-examined this order, has the following remarks.

I have never observed in Hydrophyllaceae any trace of those corolline appendages, or squama, which may be termed laminal, from their position at the base of the limb of many infundibuliform corollae, whether monopetalous (as Boraginaceae) or polypetalous (as Caryophyllaceae); but the unguicular or basal squamae are often remarkably prominent. These squamae are analogously placed at the base of the tube of many Boraginaceae (having at the same time ligular squamae at the mouth of the tube) and to the annulus of hairs or scales in the tube of many Labiate. The laminal squamae are evidently

of no organic importance, but mere excrescences of the petals, showing an approach to a transformation analogous to that by which the ligulae are converted into anthers, but for a different purpose, whatever that purpose may be. But many circumstances might induce a supposition that the case may be different with regard to the tubal squamae. Their origin is always below that of the stamina, and in some cases (as in *Emmenanthe* and some *Eutocae*) they appear to be connected with the filaments of the stamina in a manner analogous to the abortive filaments in pentandrous *Caryophylleae*, *Paronychiese*, and *Amaranthaceae*. On the other hand, like the ligular squamae, although constant in form in the same species, they vary much in the most natural genera, such as *Ajuga*, *Salvia*, and *Stachys* in the *Labiatae*, *Echium* in *Borragineae*, or *Eutoca* and *Phacelia* in *Hydrophyllae*, being present or absent in two species otherwise very closely allied. In *Hydrophyllae*, their form is very variable. In general their centre is entirely blended with the corolla, and their broad dilated margins, embracing the basis of the filaments, are alone visible; but in the genus *Hydrophyllum* they appear* to be constantly linear, adnate along the back, but free at the upper extremity and the margins. In *Emmenanthe* and some *Eutocae*, as also in *Echium vulgare* and several *Cynoglossa*, they are reduced to ten very small orbicular squamae, placed quite at the base of the corolla; and in *Eutoca grandiflora* and *parviflora*, *Phacelia fimbriata*, and some others, they disappear entirely, a transverse nerve connecting the base of the stamina alone indicating their usual position." *Linn, Trans.* 17. 269.

GEOGRAPHY. American herbaceous plants, found either in the north or among the most southern of the southern provinces; not known beyond that continent.

PROPERTIES. Unknown.

GENERA.

<i>Hydrophyllum</i> , L.	<i>Nemophila</i> , Barton.	<i>Phacelia</i> , Juss.	<i>Emmenanthe</i> , Benth.
<i>Gllisia</i> , L.	<i>Eutoca</i> , R. Br.	<i>Aldea</i> , R. et P.	

ALLIANCE II. *ECHIALES*.

ESSENTIAL CHARACTER.—*Fruit* nucamentaceous. *Inflorescence* gyrate. *Flowers* symmetrical.

ORDER CCII. *CORDIACEJE*.

R. Brown Prodr. 492. (1810), without a name; *Martins N. G. et Sp.* 2. L38. (1828), without a name.—*CORDIACEJE*, *Link Handb.* 1. 569. (1829).—*ARGUZI/E*, *ib.*

ESSENTIAL CHARACTER.—*Calyx* inferior, 5-toothed. *Corolla* monopetalous, with the limb in 5 divisions. *Stamens* alternate with the segments of the corolla, out of which they arise; *anthers* versatile. *Ovary* superior, 4-celled, with 1 pendulous ovule in each cell; *style* continuous; *stigma* 4-cleft, with recurved segments. *Fruit* drupaceous, 4-celled; part of the cells frequently abortive. *Seed* pendulous from the apex of the cells by a long funiculus, upon which it is turned back; *embryo* inverted, with the *cotyledons* plaited longitudinally; *albumen* 0.—*Trees*. *Leaves* alternate, scabrous, without stipules, of a hard harsh texture. *Flowers* paniced, with minute bracts.

AFFINITIES. The plaited cotyledons and dichotoraous style first induced the separation of this order from *Boraginaceae*, with which it was formerly associated, chiefly, it is to be supposed, on account of the roughness of the leaves. Von Martius remarks, that it is in fact much nearer *Convolvu-*

laceae, from which it differs in its inverted embryo and drupaceous fruit. *Nov. Gen. I. c.*

GEOGRAPHY. Natives of the tropics of both hemispheres.

PROPERTIES. The flesh of their fruit is succulent, mucilaginous, and emollient, as is seen in the Sebesten Plums, the produce of *Cordia Myxa* and *Sebestena*.

GENERA.

<i>Cordia</i> , L.	<i>Patagonula</i> , L.	<i>Erycibe</i> , Roxb.
<i>Farronia</i> , L.	<i>Cordiopsis</i> , Hamilt.	<i>Erimatalia</i> , Schultes.
<i>Cerdana</i> , R. et P.		

ORDER CCIII. EHRETIACEÆ.

EHRETIACEÆ, *Martius N. G. et Sp.* 2. 136. (1828); *Martius Conspectus*, No. 126. (1835).—
HELIOTROPICEÆ, *Id.* 2. 75. et 138. (1828).—ASPERIFOLIÆ b. *Heliotropicea*, *Id.*
Conspectus. No. 118. (1835).

ESSENTIAL CHARACTER.—*Calyx* inferior, 5-parted, imbricated in aestivation. *Corolla* monopetalous, tubular, with as many segments of its limb as the calyx, with an imbricated Estivation. *Stamens* alternate with the segments of the corolla, and equal to them in number; arising from the bottom of the tube; *anthers* innate; *pollen* minute, elliptical. *Ovary* seated in an annular disk, 2- or more celled; *style* terminal; *stigma* simple, 2-lobed; *ovules* suspended. *Fruit* drupaceous, with as many seeds as there are true cells of the ovary. *Seed* suspended, solitary; *testa* simple, thin; *embryo* in the midst of thin fleshy albumen, or exalbuminous; *radicle* superior; *cotyledons* plano-convex.—*Trees* or *shrubs*, herbaceous plants, with a harsh pubescence. *Leaves* simple, alternate, without stipules. *Stems* gyrate.

AFFINITIES. A branch of the old Boraginaceæ, distinguished by a terminal style proceeding from the apex of a perfectly concrete ovary of 4 cells, a baccate fruit, and seeds furnished with thin fleshy albumen. Of these chapters I conceive the former to be good, and the latter bad; and the order itself, which I adopt upon the authority of Von Martius, hardly tenable, different from Boraginaceæ, with which it is connected through Heliotropiceæ, chiefly in its succulent (not dry) separable fruit. The nucamentaceous character here is obvious enough, notwithstanding the concretion of the carpels.

GEOGRAPHY. Tropical trees or shrubs, natives of either hemisphere. A few occur in the south of Europe and the southern States of America; but none appear further to the north than the parallel of 45°.

PROPERTIES. The root of *Ehretia buxifolia* is reckoned in India one of the best medicines which assist in altering and purifying the habit in cases of chronic and venereal affections of long standing. *Ainslie*, 2. 81.

GENERA.

§ 1. EHRETIÆ.	<i>Ehretia</i> , L.	§ 2. HELIOTROPICEÆ.
<i>Rhabdia</i> , Mart.	<i>Carmona</i> , Cav. ?	<i>Martius</i> .
	<i>Beurreria</i> , Jacq.	<i>Tiaridium</i> , Lehm.
		<i>Heliotropium</i> , L.

ORDER CCIV. BORAGINACEJE. THE BORAGE TRIBE.

BORAGINEÆ, *Juss. Gen.* 143. (1789); *R. Brown Prodr.* 492. (1810); *IAndl. Synops.* 163. (1829); *Bartl. Ord. Nat.* 196. (1830); *Don in Edinb. Ph. Journal*, 13.239. (1835).
 —~~Asperifolia~~ *Martins Conspectus*, No. 118. (1835).

ESSENTIAL CHARACTER.—*Calyx* persistent, with 4 or 5 divisions. *Corolla* hypogynous, monopetalous, generally regular, 5-cleft, sometimes 4-cleft, with an imbricate aestivation. *Stamens* inserted upon the petals, equal to the number of lobes of the corolla, and alternate with them. *Ovary* 4-parted, 4-seeded; *ovules* attached to the lowest point of the cavity (pendulous, *R. Br.*); *style* simple, arising from the base of the lobes of the ovary; *stigma* simple or bifid. *Nuts* 4, distinct. *Seed* separable from the pericarp, destitute of albumen. *Embryo* with a superior *radicle*; *cotyledons* parallel with the axis, plano-convex, sometimes 4!—*Herbaceous* plants or *shrubs*. *Stems* round. *Leaves* alternate, covered with asperities, consisting of hairs proceeding from an indurated enlarged base. *Flowers* in 1-sided gyrate spikes or racemes, or panicles, sometimes solitary and axillary.

ANOMALIES. *Echium* has rather irregular flowers; *Amsinckia* has 4 cotyledons.

AFFINITIES. Nearly allied to Labiate, from which they are essentially distinguished by the regularity of the corolla, the presence of 5 fertile stamens, the absence of resinous dots, the round (not square) figure of the stem, the gyrate inflorescence, and the scabrous alternate leaves. On account of this last character, they are sometimes called *Asperifolia*. From all other orders of this alliance they are known by the 4 deep lobes of the ovary, called by 3 modern botanists naked seeds. *Hydrophyllaceae*, *Cordiaceae*, and *Ehretiaceae* are all distinguished by their undivided ovary, but, together with *Boraginaceae*, are known by the quasi-quaternary structure of their ovary and the quinary division of the corolla and stamens. This order much requires the attention of some philosophical botanist.

GEOGRAPHY. Natives principally of the temperate countries of the northern hemisphere; extremely abundant in all the southern parts of Europe the Levant, and middle Asia; less frequent as we approach the arctic circle and almost disappearing within the tropics. A few species only are found in such latitudes. In North America they are less abundant than in Europe *Pursh* reckons but 22 species in the whole of his flora; while the little island of Sicily alone contains 35, according to *Presl*.

PROPERTIES. Soft, mucilaginous, emollient properties, are the usual characteristics of this order; some are also said to contain nitre, a proof of which is shewn by their frequent decrepitation when thrown on the fire. *Borago officinalis* gives a coolness to beverage in which its leaves are steeped. *Echium plantagineum*, naturalised in Brazil, is used in that country for the same purposes as the *Borago officinalis* in Europe. *PL Usuelles*, 25. The roots of *Anchusa tinctoria* or *Alkanet*, *Lithospermum tinctorium*, *Onosma echioides*, *Echium rubrum*, and *Anchusa virginica*, contain a reddish brown substance used by dyers. This matter is thought to be a peculiar chemical principle approaching the resins.

GENERA.

<i>Coldenia</i> , L.	<i>Moltkia</i> , Lehm.	<i>Arnebia</i> , Forsk.	<i>Pulmonana</i> , L.
<i>Cerithe</i> , L.	<i>Onosmodium</i> , Michx.	<i>Macromeria</i> , Don.	<i>Bessera</i> , Schutt.
<i>Echiochilon</i> , Desf.	<i>Purshia</i> , Spreng.	<i>Lithospermum</i> , L.	<i>Amsinckia</i> , Lehm.
<i>Lobostemon</i> , Lehm.	<i>Rindera</i> , Pall.	<i>Steenhammera</i> , Rchb.	<i>Lycopsis</i> , L.
<i>Echium</i> , L.	<i>Batschia</i> , Michx.	<i>Casselia</i> , Dumort.	<i>Nonea</i> , DC.
<i>Onosma</i> , L.	<i>Solenanthus</i> , Led.	<i>Mertensia</i> , Rth.	

Colsmannia, Leh.	Myosotis, L.	Trichodesma, R. Br.	Echinosperrnum, Sw.
Craniospermum, Lehm.	Eritrichium, Schrad.	<i>Pollichia</i> , Medic.	<i>Rochelia</i> , Roem.
Dioclea, Spreng.	Bothryospermum, Bge.	Asperugo, L.	' Schult.
Anchusa, L.	Stomatechium, Lehm.	Cynoglossum, L.	-----
<i>Buglossum</i> , All.	Symphytum, L.	Mattia, Schult.	Mentis, L.
Exarrhena, R. Br.	Borago, L.	Omphalodes, Tournef.	Cortesia, Cav.
	Trachystemma, Don.	<i>Picotia</i> , Schult.	Canala, Pohl.

ALLIANCE III. LABIALES.

ESSENTIAL CHARACTER.—*Fruit* nucamentaceous. *Inflorescence* terminal or axillary, never gyrate. *Flowers* usually irregular and unsymmetrical, often didynamous.

ORDER CCV. LABIATES, } OR } THE MINT TRIBE. LAMIACEAE. }

LABIATE, *JUSS. Gen.* 110. (1789); *R. Brown Prodr.* 499.11810); *Mirbel in Ann. Mus.* 15. 213. (1810); *Lindl. Synops.* 196. (1829); *Benth Mn in Bot. Reg.* (1829); *Id. Oen. et Sp. Labiatarum*, (1832-1836).

ESSENTIAL CHARACTER.—*Calyx* tubular, inferior, persistent, the odd tooth being next the axis; regular 5- or 10-toothed, or irregular bilabiate or 3- to 10-toothed. *Corolla* monopetalous, hypogynous, bilabiate; the upper lip undivided or bifid, overlapping the lower, which is larger and 3-lobed. *Stamens* 4, didynamous, inserted upon the corolla, alternately with the lobes of the lower lip, the 2 upper sometimes wanting; *anthers* 2-celled; sometimes apparently unilocular in consequence of the confluence of the cells at the apex; sometimes 1 cell altogether obsolete, or the 2 cells separated by a bifurcation of the connective. *Ovary* deeply 4-lobed, seated in a fleshy hypogynous disk; the lobes each containing 1 erect ovule; *style* 1, proceeding from the base of the lobes of the ovary; *stigma* bifid, usually acute. *Fruit* 1 to 4 small nuts, enclosed within the persistent calyx. *Seeds* erect, with little or no albumen; *embryo* erect; *cotyledons* flat.—*Herbaceous* plants or *undershrubs*. *Stem* 4-cornered, with opposite ramifications. *Leaves* opposite, divided or undivided, without stipules, replete with receptacles of aromatic oil. *Flowers* in opposite, nearly sessile, axillary cymes, resembling whorls; sometimes solitary or as if capitate.

AFFINITIES. The 4-lobed ovary, with a solitary style arising from the base of the lobes, has no parallel among monopetalous orders, except Nollanaceae which have a plaited corolla, and Boraginaceae, to which Labiates must be considered as most closely allied. They differ in the latter having not only irregular corolla, but not more than 2 or 4 stamens, while the lobes of the corolla are 5, and opposite leaves; circumstances in which Labiatae resemble Crophulariaceae and the orders allied to it. From all such they are known, in the absence of fructification, by their square stem and the numerous reservoirs of oil in their leaves. For some good remarks upon the anatomy of the stem of Labiate, see Mirbel in the *Annales du Mustum*, vol. 15. p. 223. The corolla of this order, first well pointed out by Brown (*Prodr.* 500.), is an important consideration in determining whether a flower is resupinate or not. *Prostanthera* is remarkable for the appendages to its anthers, and for the remains of albumen existing in the ripe seeds of several of its species. Brown in *Flinders*, 566. According to Griesselich, the reservoirs of oil in the leaves of Labiate are not analogous to those of Oranges and other plants, but are little utricules having an open orifice; and hence he calls them *utricles*. *^erussac > Jan. 1830 > P- 96* The order has been recently revised and freed with great skill and learning by Bentham. *Tectona*, usually included in *erbenaceae*, is referred here by Hamilton under the name of *Theka*. *Linn.*

Trans. 16. 186. Oxera of La Billardie're is probably an error, as we have no instance of a pistil being schistocarpous and polyspermous at the same time.

GEOGRAPHY. Natives of temperate regions in greater abundance than elsewhere, their maximum probably existing between the parallels of 40° and 50° N. latitude. They are found in abundance in hot, dry, exposed situations, in meadows, hedgerows, and groves; not commonly in marshes. In France they form 1-24th of the Flora; in Germany, 1-26th; in Lapland, 1-40th; the proportion is the same in the United States of North America, and within the tropics of the New World (*Humboldt*); in Sicily they are 1-21 of flowering plants (*Presl.*); in the Balearic islands, 1-19th. About 200 species are mentioned in Wallich's *Catalogue of the Indian Flora*, a large proportion of which is from the northern provinces. They were not found in Melville Island.

PROPERTIES. Their tonic, cordial, and stomachic qualities, due to the presence of an aromatic volatile oil and a bitter principle, are the universal feature of Labiate, which do not contain a single unwholesome or even suspicious species. On account of the bitter qualities, several are used as febrifuges, as the *Ocimum febrifugum* of Sierra Leone; and many as aromatics in our food, such as Savory, Mint, Marjoram, and Basil. Others are found useful in the preparation of slightly tonic beverages, such as *Nepeta* (*Glechoma*) *hederacea*, *Sage*, *Balm of Gilead*, &c. When the volatile oil is in great abundance, as in *Lavender* and *Thyme*, an agreeable perfume is the result. *Rosemary* is the herb used in the manufacture of Hungary water. The leaves of *Ocimum album* are considered by the natives of India stomachic, and their juice is prescribed in the catarrhs of children. *Ainslie*, 2. 92. The fresh juice of *Anisochilus* (*Lavandula carnosus*, *L.*) mixed with powdered sugarcandy, is prescribed by the native practitioners of India in cynanche. *Ibid*, 2. 144. Tonic and stimulant properties have been ascribed to the *Origanum Dictamnus*. *Ibid*. 1. 112. It is asserted that the juice of the bruised leaves of *Phlomis esculenta*, drawn up the nose, is a specific against the bite of serpents; but there is reason to doubt the truth of this statement, as the plant which is a common weed in Bengal, possesses but a slight aromatic scent, and has scarcely any flavour. *Trans. M. and P. Soc. Calc.* 2. 405. *Hedeoma pulegioides*, the Pennyroyal of the North Americans, has a great popular reputation as an emmenagogue. *Barton*, 2. 168. *Cunila mariana* is beneficially employed in infusion in slight fevers and colds, with a view to excite perspiration. *Ibid*. 2. 175. The roots of *Stachys palustris* are described as an esculent by Mr. Joseph Houlton. The *Panax Coloni* of old botanists is the same thing. *Trans. Soc. Arts*, 46. 8. The tubers of the roots of some species of *Ocimoidese* are a common esculent in Madagascar and the Malayan archipelago. Perhaps the most singular quality of these plants is their containing an abundance of camphor, a substance which seems to exist in the whole tribe, and which is found so copiously in the oils of *Sage* and *Lavender* as to be capable of being advantageously extracted.

GENERA.*

§ 1. OCIMOIDEJE,	<i>Moschosma</i> , Reichenb.	Coleus, Lour.	<i>Marsypianthes</i> , Mart.
Benth.	<i>Lumnitzera</i> , Jacq.	<i>Solenostemon</i> , Schm.	<i>Hyptis</i> , Jacq. Benth.
<i>Ocimum</i> , L.	<i>Orthosiphon</i> , Benth.	<i>Hoslundia</i> , Vahl.	<i>Eriope</i> , H. et B.
<i>Gniosporum</i> , Wall.	<i>Plectranthus</i> , L'Her.	<i>Anisochilus</i> , Wall.	<i>Lavandula</i> , L.
<i>Platostoma</i> , P. de B.	<i>Germanea</i> , Lam.	<i>Eollanthus</i> , Mart.	<i>Sterchas</i> , Tourn.
<i>Mesona</i> , Blutne.	<i>Dentidia</i> , Lour.	<i>Pycnosta'chys</i> , Hook.	<i>Fabricia</i> , Adans.
<i>Acrocephalus</i> , Benth.	<i>Isodon</i> , Schrad.	<i>Peltodon</i> , Pohl.	<i>Chcetostachys</i> , Benth.

* For this list I am indebted to the friendship of Mr. Bentham, Feb. 1836.

- § 2. MENTHOIDEAS, Benth.
 Pogostemon, Desf.
Wensea, Wendl.
 Dysophylla, Blume.
Chotekia, Opiz.
 Elsholtzia, Willd.
Aphanochilus, Benth.
Cyclostegia, Benth.
 Tetradenia, Benth.
 Colebrookia, Smith.
 Perilla, L.
 Isanthus, Mich.
 Præslia, Opiz.
 Mentha, L.
 Lycopus, L.
 Meriandra Benth.
 § 3. MONARDEJJE. Benth.
 Salvia, L.
Horminum, Tourn.
Sclarea, Tourn.
Mthiopsis, Tourn.
Schraderia, Moench.
Jungia, Moench.
Stenarrhima, Don.
Leonia, Have.
 Audibertia, Benth.,
 Rosmarinus, L.
 Monarda, L.
Cheilyctis, Rafin.
 Euphorbia, Rafin.
 Euphorbia, L.
 Horminum, L.
 § 4. SATUREINEJE, Benth.
 Bystropogon, L'Her.
 Pycnanthemum, Mich.
Brachystemum, Mich.
Ktellingia, Mœench.
 W&fll, Leavenworth.
 Monardella, Benth.
 Amaracus, Mœench.
 Origanum, L.
 Majorana, Moench.
 Euphorbia, L.
Serpyllum, Pers.
- Satureia, L.
 Hyssopus, L.
 Collinsonia, L.
 Cunila, L.
 § 5. MELISSINEJE, Benth.
 Hedeoma, Pers.
 Micromeria, Benth.
Sabbat in, Mœench.
Piperella, Presl.
 Melissa, Benth.
Clinopodium, L.
Calamintha, Mœench.
 Acinos, Mœench.
 Gardoquia, R. et P.
 Rizoia, Cav.
 Glechon, Spreng.
 Keithia, Benth.
 Thymbra, Liun.
 Dicerandra, Benth.
Ceranthera, Elliott.
 Pogogyne, Benth.
 § 6. SCUTELLARINEA, Benth.
 Prunella, Linn.
 Brunella, Munch.
 Cleonia, L.
 Scutellaria, L.
 Cnssida, Tourn.
 Perilomia, H. B. K.
 § 7. PROSTANTHEREJE, Benth.
 Chilodia, Br.
 Cryphia, Br.
 Prostanthera, La Bill.
 Hemiandra, Br.
 Hemigenia, Br.
 Westringia, Sm. Br.
 Microcorys, Br.
 § 8. NEPETEJE, Benth.
 Lophanthus, Benth.
 Nepeta, Benth.
Glechoma, L.
Cataria, Moench.
 Marmoritis, Benth.
- Dracocephalum, L.
Moldanica, Moench.
 Zornia, Mœench.
Ruysrhiana, Mill.
 Cedronella, Mœench.
 § 9. STACHYDE/E, Benth.
 Melittis, L.
 Physostegia, Benth.
 Macbridea, Elliott.
 Synandra, Nutt.
 Lamium, Benth.
 Orvala, L.
Galeobdolon, Huds.
 Pollichia, Roth.
 Erianthera, Benth.
 Lagochilus, Bunge.
 Leonurus, L.
 Cardiaca, Moench.
 Chaiturus, Mœench.
 Pameria, Moench.
 Galeopsis, L.
Tetrahit, Moench.
 Anisomeles, R. Br.
 Stachys, L.
 Betonica, L.
 Zietenia, Gleditsch.
 Eriostomum, Hfsg.
 Tetrahitum, Hfsg.
 Trijrago, Hfsg.
 Sphacele, Benth.
 Phytocys, Molina,
 Lepechinia, Willd.
 Craniotome, Rchb.
 Siceritis, L.
 Heslodia, Moench.
Burgsdorfia, Mœench.
 Marrubiastrum, Moench.
 Empedoclea, Rafin.
 Navicularia, Fabric.
 Marrubium, L.
 Lagopsis, Bunge.
 Baljota, L.
 Beringeria, Neck.
- Pseudo-dictamnus*, Mœench.
 Roy lea, Wall.
 Otostegia, Benth.
 Leucas, Br.
 Leonotis, Br.
 Phlomis, L.
Phlomidopsis, Link.
Phlomoides, Mtench.
 Notochaete, Benth.
 Eremostachys, Bunge.
 Eriophyton, Benth.
 Moluccella, L.
Molucca, Tourn.
Chasmonia, Presl.
 Holmskioldia, Retz.
Hastingia, Sm.
Platunium, Juss.
 Achyrospermum, Blume.
 Colquhounia, Wall.
 § 10. PRASIEJE, Benth.
 Gomphostemma, Wall.
 Phyllostegia, Benth.
 Stenogyne, Benth.
 Prassium, L.
 § 11. AJUGOIDE/E, Benth.
 Amethystea, L.
 Trichostemma, L.
 Teucrium, L.
Chamepdris, Tourn.
Scorodonia, Tourn.
Scordium, Tourn.
 Polium, Tourn.
Leucosceptum, Smith.
 Ajuga, L.
Phltoanthe, Tausch.
 Bugula, Tourn.
Chamaepitkyas, Tourn.
 Cymaria, Benth.
 Oxera, La Bill.
 Oncoma, Spreng.

ORDER CCVI. VERBENACEJE. THE VERVAIN TRIBE.

VITICES, Juss. Gen. 106. (1789).—VERBENACEJE, JUSS. in Ann. Mus. 7. 63. (1806); R. Brown Prodr. 510. (1810); Lindl. Synops. 195. (1829); Bartl. Ord. Nat. 179. (1830).

ESSENTIAL CHARACTER.—*Calyx* tubular, persistent, inferior. *Corolla* hypogynous, tubular, deciduous, generally with an irregular limb. *Stamens* usually 4, seldom equal, occasionally 2. *Ovary* 2- or 4-celled; *ovules* erect or pendulous, solitary or twin; *style* 1; *stigma* bifid or undivided. *Fruit* nucamentaceous, sometimes buried, composed of two or four nucules in a state of adhesion. *Secdi* erect or pendulous, one, or in very small quantity; *embryo* always erect.—*Trees* or *shrubs*, sometimes *herbaceous* plants. *Leaves* generally opposite, simple or compound, without *stipules*; *flowers* in opposite corymbs, or spiked alternately; sometimes in dense heads; *stipules* seldom axillary and solitary.

AFFINITIES. The difference between these plants and Labiatae consists in

the concrete carpels of the former, their terminal style, and the usual absence of reservoirs of oil from their leaves, as contrasted with the deeply 4-lobed ovary and aromatic leaves of the latter. There are, however, particular species of Labiatae which approach Verbenaceae very closely, so that Brown has remarked {*Congo*, 451), that it has been difficult to distinguish the two orders. Verbenaceae differ from Myoporaceae and Selaginaceae in the position of the radicle, which in the former points to the base, and in the two latter to the apex of the fruit. Tkjpe are also other points of difference, which will be mentioned under those orders. Acanthaceae and Scrophulariaceae differ in not having 1- or 2- seeded indehiscent cells. Brown remarks, that although all the genera of Verbenaceae have an embryo whose radicle points towards the base of the fruit, yet many of them have pendulous seeds, and consequently a radicle remote from the umbilicus. *Flinders*, 567. Aug. de St. Hilaire asserts, that all, except *Avicennia*, have a sessile erect ovule arising from the base of each cell. *Pl. Usuelles*, 40. Brown, however, places *Avicennia* in Myoporiaceae.

GEOGRAPHY. Rare in Europe, northern Asia, and North America; common in the tropics of both hemispheres, and in the temperate districts of South America. In the tropics they become shrubs, or even gigantic timber, but in colder latitudes they are mere herbs.

PROPERTIES. Not of much importance in a medicinal or economical point of view. *Callicarpa lanata* bark has a peculiar subaromatic and slightly bitterish taste, and is chewed by the Cingalese when they cannot obtain Betel leaves; the Malays reckon the plant diuretic. *Ainslie*, 2. 180. *Stachytarpheta jamaicensis* is a plant to which the Brazilians attach the same false notions of powerful action as Europeans formerly did to the common Vervain. Its leaves are sometimes used to adulterate Chinese Tea, and have even been sent to Europe under the name of Brazilian Tea. *PL Usuelles*, p. 39. Auguste de St. Hilaire speaks in terms of high praise of the agreeable properties of the aromatic *Lantana pseudo-thea*, used in infusion as tea. It is highly esteemed in Brazil, where it is vulgarly called *Capitao do matto*, or *Cha de pedreste*. *Ibid.* p. 70. The root of *Premna integrifolia* is cordial and stomachic in decoction. *Ainslie*, 2. 210. *Silex* exists in abundance in the wood of the Teak Tree (*Tectona grandis*), which belongs here. *Ed. P. J* < 3. 413. The properties formerly ascribed to the Vervain appear to have been imaginary.

GENERA.

§ 1. VITICE^, Bartl.	<i>Pityrodia</i> , R. Br.	<i>Melanthus</i> , Pohl.	<i>Dipyrena</i> , Hook.
<i>Clerodendron</i> , L.	<i>Premna</i> , L.	<i>Priva</i> , Adans.	<i>Wihonia</i> , Hook.
<i>Volkameria</i> spp. L.	<i>Hosta</i> , Jacq.	<i>Phryma</i> , Forsk.	<i>Buchia</i> , H. B. K.
<i>Ovieda</i> , L.	<i>Peronema</i> , Jack.	<i>Blairia</i> , Houst.	<i>Perama</i> , Aubl.
<i>Siphonanthus</i> , L.	<i>Vitex</i> , L.	Gaertn.	<i>Mattuschkea</i> , Schreb-
<i>Volkmannia</i> , Jacq.	<i>Limia</i> , Vand.	<i>Castelia</i> , Cav.	<i>Lippia</i> , L.
<i>Agricolea</i> , Schrank,	<i>Congea</i> , Roxb.	<i>Streptium</i> , Roxb.	<i>Zapania</i> , Scop.
<i>Volkameria</i> , L.	<i>Sphenodesme</i> , Jack.	<i>Tortula</i> , Willd.	<i>Lantana</i> , L.
<i>Pyrostoma</i> , Meyer.	<i>Symphorema</i> , Roxb.	<i>Barbula</i> , Lour.	<i>Carachera</i> , Forsk.
<i>Hilsenbergia</i> , Tausch,	<i>Chloanthes</i> , R. Br.	<i>Callipeltis</i> , Bge.	<i>Riedelia</i> , Schlecht.
<i>Wallrothia</i> , Roth.	<i>Gmelina</i> , L.	<i>Tamonea</i> , Aubl.	<i>Dipterocalyx</i> , Schlecht.
<i>iEgiphila</i> , L.	<i>Tectona</i> , L. fil.	<i>Koempfera</i> , Houst.	<i>Bouchea</i> , Schlecht.
<i>Manabea</i> , Aubl.	<i>Theka</i> , JUSB.	<i>Ghinia</i> , Sw.	
<i>Omphalococca</i> , W.	§ 2. VERBENE^E, Bartl.	<i>Leptocarpus</i> , Link.	<i>Casselia</i> , Nees.
<i>Chilianthus</i> , Burch.	<i>Duranta</i> , L.	<i>Spielmannia</i> , Medic.	<i>Asaphes</i> , Spreng.
<i>Cornutia</i> , L.	<i>Pbppigia</i> , Bertero.	<i>Platonina</i> , Rafin.	<i>Glossocarya</i> , Wall.
<i>Petitia</i> , Jacq.	<i>Petrea</i> , L.	<i>Aloysia</i> , Ort.	<i>Geunsia</i> , Bl.
<i>Callicarpa</i> , L.	<i>Citharexylon</i> , L.	<i>Verbena</i> , L.	<i>Hymenopyramis</i> , Wall.
<i>Porphyra</i> , Lour.	<i>Rauwolfia</i> , R. P.	(<i>ñandularia</i> , Gmel.	<i>Monochilus</i> , F. et M.
<i>Spondylococcus</i> ,	<i>Amasonia</i> , L.	<i>Stachytarpheta</i> , Vahl,	
Mitch.	<i>Tnligalca</i> , Auhl.		

ORDBK CCVII. MYOPORACEIÆ.

MYOPORINJE, *R. Brown Prodr.* 514. (1810); *Bartl. Ord. Nat.* 176. (1630).

ESSENTIAL CHARACTER.—*Calyx* 5-parted, persistent. *Corolla* monopetalous, hypogynous, nearly equal or 2-lipped. *Stamens* 4, didynamous, with sometimes the rudiment of a fifth one, which occasionally bears pollen. *Ovary* 2- or 4-celled, the cells 1- or 2-seeded, with pendulous ovules; *style* 1; *stigma* scarcely divided. *Fruit* a drupe, with a 2- or 4-celled putamen, the cells of which are 1- or 2-seeded. *^&ds* with albumen; *embryo* taper; *radicle* superior.—*Shrubs*, with scarcely any pubescence. *Leaves* simple, without stipules, alternate or opposite. *Flowers* axillary, without bracts. *R. Br.*

AFFINITIES. The principal characters in the fructification of this order, by which it is distinguished from Verbenaceae, are the presence of albumen in the ripe seed, and the direction of the embryo, whose radicle always points towards the apex of the fruit. The first of these characters is, however, not absolute, and neither of them can be ascertained before the ripening of the seed. *R. Brown in Flinders*, 557.

GEOGRAPHY. This order, with the exception of *Bontia*, a genus of equinoctial America, and of the species of *Myoporum*, found in the Sandwich Islands, has hitherto been observed only in the southern hemisphere, and yet neither in South Africa nor in South America beyond the tropics. Its maximum is evidently in the principal parallel of Terra Australis, in every part of which it exists; in the more southern parts of New Holland, and even in Van Piemen's Island, it is more frequent than within the tropics. *R. Brown in Flinders*, 567.

PROPERTIES. The bark of *Avicennia tomentosa*, the White Mangrove of Brazil, is in great use at Rio Janeiro for tanning. *Pr. Max. Trav.* 206.

GENERA.

<i>Myoporum</i> , Banks.	<i>Pholidia</i> , R. Br.	<i>Eremophila</i> , R. Br.
<i>Pogonia</i> , Andr.	<i>Stenochilus</i> , R. Br.	<i>Avicennia</i> , L.
<i>Andrewsia</i> , Venten.	<i>Bontia</i> , L.	

ORDER CCVIII. SELAGINACEJÆ.

SELAGINÆ, *Juss. Ann. Mus.* 7. 71. (1806); *Richard in Pers. Synops.* 2. 146. (1807); *Koixy Mmoire*, (1823); *Bartl. Ord. Nat.* 177. (1830).

ESSENTIAL CHARACTER.—*Calyx* tubular, persistent, with a definite number of teeth, or divisions, rarely consisting of two sepals. *Corolla* tubular, hypogynous, more or less irregular, with 5 lobes. *Stamens* 4, usually didynamous, arising from the top of the tube of the corolla, seldom 2; *anthers* 1-celled, usually adnate to the dilated top of the filament, rarely versatile. *Ovary* superior, very minute; *style* 1, filiform. *Disk* hypogynous, fleshy. *Fruit* 2-celled, the cells either separable or inseparable, 1-seeded, membranous. *Seed* solitary pendulous; *embryo* in the axis of fleshy albumen; *radicle* superior.—*Herbaceous plants*, or small branched *shrubs*. *Leaves* alternate, usually sessile, toothed, or entire, often 3-celled. *Flowers* sessile, spiked, with large bracts.

AFFINITIES. Originally separated from Verbenaceae by Choisy, but with an erroneous character. The principal mark of the order is its 1-celled anthers. It differs from Verbenaceae much as Epacridaceae from Ericaceae.

GEOGRAPHY. All found at the Cape of Good Hope.

PROPERTIES. Unknown.

GENERA.

<i>Sclago</i> , L.	<i>Microdon</i> , Chois.	<i>Polyccnia</i> , Chois.	<i>Agathelcpis</i> , Chois.
<i>Hebenatretia</i> , L.	<i>Dale</i> *, Gaertn.	<i>Dischimia</i> , Chois.	

ORDER CCIX. STILBACEÆ.

STILBINEJÆ, *Kunth in Verhandl. KSnigl. Acad. Wissensch. Berol.* {*Mdrz.* 1831); *Martins Conspectus*, No. 109. (1835).

ESSENTIAL CHARACTER.—*Calyx* tubular, campanulate, with a 5-cleft limb, the segments of which are equal; the two lower sometimes cut deeper; seldom 5-leaved; persistent. *Corolla* monopetalous[^]ypogynous; the tube enlarged upwards, hairy in the throat; the limb 5-parted, spreadHfc somewhat 2-lipped, rarely 4-parted, and nearly regular; [^]*Estivation* valvate. *Stands*^r equal in number to the segments of the corolla, inserted into the top of the tube of the corolla, alternate, exserted, nearly equal, the upper one of five always rudimentary, or even obliterated; *filaments* free, shortened in the bud; *anthers* elliptical, oblong, attached by the back, 2-celled; opening longitudinally by their face. *Ovary* superior, sessile, 2-celled; cells with only one ovule; one cell sometimes smaller and empty; *ovule* erect; *style* terminal, filiform, exserted; *stigma* simple, emarginate. *Disk* 0. *Fruit* dry, 1-seeded, indehiscent, surrounded by the permanent calyx.—Cape *shrubs*, with the habit of a *Phylica* or a *Fir*. *Leaves* whorled, close, narrow, entire, leathery, rigid, articulated at the base, without stipules. *Flowers* in dense spikes at the point of the branches, sessile, each with 3 bracts at the base, occasionally polygamous. *Kunth*.

AFFINITIES. These differ from *Selaginaceæ* in little except their 2-celled anthers, erect ovules, and want of an hypogynous disk. *Kunth* also assimilates this order to *Globulariaceæ*, and considers it as it were intermediate between the two.

GEOGRAPHY. Cape of Good Hope.

PROPERTIES. Unknown.

GENERA.

Stilbe, L.

L'uhea, Schmidt.

Campylostachys, *Kunth*.

GROUP V. **Dicarpogæ.**

ESSENTIAL CHARACTER.—*Fruit* consisting of two carpels, capsular, with a distinct central placenta; if divided into lobes then either membranous and capsular, or succulent, never nucamentaceous. *Flowers* never gyrate.

At first sight this extensive group would seem to divide into two series, the one with regular, the other with irregular flowers; but upon a full consideration of the various connecting points and transition-cases which exist in such unusual abundance among these plants, I am induced to think it will be better to consider the whole as forming one great group, and to employ the regularity or irregularity of the corolla merely as a character of the alliances. *Jasminaceæ* which stand at the very end of the group are probably most nearly allied to the *Echial* alliance; while *Pedaliaceæ* at its commencement seems to offer the transition from nucamentaceous to capsular organization.

ALLIANCE I. *BIGNONIALES*.

ESSENTIAL CHARACTER—*Flowers* unsymmctrical, usually didynamous. *Seals* oiten with wings or tail-like processes. *Albumen* 0. *Stalks* of the seeds never hooked.

ORDER CCX. PEDALIACE/E. THE OIL-SEED TRIBE.

PEDALING, *R. Brown Prodr*, 519. (1810); *Lindley in Botan. Register*, 9. 934. (1825).—
 SESAMEJE, *Kunth Synops.* 2. 251. (1823); *Bartl. Ord. Nat.* 175. (1830); *Endlicher in Linnaea*, VII. 1. (1832).—MARTYNIACE/E, *Link. Handb.* 1. 504. (1829) a
sect. of Personatae.

ESSENTIAL CHARACTER.—*Calyx* divided into 5 nearly equal pieces. *Corolla* monopetalous, hypogynous, irregular; the throat ventricose, the limb bilabiate, the lobes somewhat valvate in aestivation. *Disk* hypogynous, fleshy, sometimes glandular. *Stamens* didynamous, included within the tube, together with a rudiment of a fifth. *Anthers* 2-celled; the *connective* articulated with the filament, a little prolonged beyond the cells, terminated by a gland. *Ovary* seated in a glandular disk, unilocular or bilocular, sometimes with several 1- or 2-seeded spurious cells, formed by the splitting of two placentas and the divergence of their lobes; *ovules* either erect, or pendulous, or horizontal, solitary, or two, or several; *style* 1; *stigma* divided. *Fruit* drupaceous or capsular, valvular, or indehiscent, with from 2 to 8 cells, which are usually oligospermous when numerous, and polyspermous only when two. *Seeds* with a papery testa wingless; *albumen* none; *embryo* straight.—*Herbaceous* plants. *Leaves* opposite, or nearly so. *Flowers* axillary, each with two bracts.

AFFINITIES. These differ from Bignoniaceae in their wingless seeds, which are in most cases definite, and sometimes in their woody parietal lobed placenta, which spread and divide variously in the inside of the pericarp, so as to produce an apparently 4- or 6-celled fruit out of a 1-celled ovary. For an explanation of the manner in which this takes place, see the *Botan. Register*, fol. 934. From Bignoniaceae they are known by their large seeds, free from all appendage at either end, often by their woody placentae, and short fruit. *Sesamum* may be considered a transition from the one to the other. *Endlicher* rightly observes that *Brown* in forming his *Pedalinae* (*Prodr.* 519.), does not combine with them *Sesamum*; neither, however does he explain how they are to be distinguished; but as usual the extreme and studied conciseness of this learned man leaves his readers almost as much in the dark as if the name of *Sesamum* had not been mentioned. In the mean while until some character is given by which *Sesamum* and its nearest allies are to be separated from *Pedaliaceae*, I leave the genus in the same place as it occupied in the first edition of this Work. A long and ingenious dissertation will be found in the *Linnaea*, vol. VII. P. 8. &c, by *Endlicher*, who considers that there are occasionally 4 carpels to the fruit of some *Pedaliaceae*, such as *Rogeria* and *Josephinia grandiflora*.

GEOGRAPHY. Found only within the tropics of Africa, Asia, and America.

PROPERTIES. The leaves of *Sesamum* are emollient. Its seeds contain an abundance of a fixed oil, as tasteless as that of Olive oil, for which it might be substituted, and which is expressed in Egypt in great quantities. The fresh leaf of *Pedalium murex*, when agitated in water, renders it mucilaginous, in which state it is prescribed by Indian doctors in cases of dysuria and gonorrhoea.

GENERA.

<i>Martynia</i> , L.	<i>Rogeria</i> , Gay.	<i>Pedalium</i> , L.	<i>Sesamum</i> , L.
<i>Craniolaria</i> , L.	<i>Pretrea</i> , Gay.	<i>Uncaria</i> , Burchell (40).	<i>Ceratotheca</i> , Endl.
<i>Wcerocaryum</i> , Bojer.	<i>Josephinia</i> , Vent.	<i>Carpoceras</i> , A. Rich.	

ORDER CCXI. BIGNONIACEÆ. THE TRUMPET-FLOWER TRIBE.

BIGNONIA, § 2. *Juss. Gen.* 137. (1789).—BIGNONIACEÆ, *R. Brown Prodr.* 470. (1810); *Link Handb.* 1. 503. (1829) a sect. of Personate; *Don in Edinb. Phil. Journ.* 9. 2C4. (1823); *Bartl. Ord. Nat.* 185. (1830).

ESSENTIAL CHARACTER.—*Calyx* divided or entire, sometimes spathaceous. *Corolla* monopetalous, hypogynous, usually irregular, 4-5-lobed. *Stamens* 5, unequal: always 1, sometimes 3, sterile; *anther** 2-celled, formed normally. *Ovary* seated in a disk, 2-celled, or spuriously 4-celled, polyspermous; *style* 1; *stigma* of 2 plates. *Capsule* 2-valved, 2-celled, often long and compressed, sometimes spuriously 4-celled. *Dissepiment* either parallel with the valves, or contrary to them, finally becoming separate, bearing the seeds at the commissure along with the valves. *Seeds* transverse, compressed, often winged; *albumen* 0; *embryo* straight, foliaceous; *radicle* centrifugal.—*Trees* or *shrubs*, often twining or climbing. *Leaves* opposite, very rarely alternate, compound or occasionally simple, without stipules. *Inflorescence* terminal, somewhat panicled.

ANOMALIES. *Eccremocarpus* has a 1-celled fruit with parietal placentae. The fruit is sometimes spuriously 4-celled.

AFFINITIES. Distinguished from Scrophulariaceæ and their immediate allies by the want of albumen, from Acanthaceæ and Pedaliaceæ by their winged seeds, and from both by their arborescent habit. *Eccremocarpus* is, however, an exception to the latter character, and also differs in having an unilocular ovary and fruit; in the latter respect approaching Cyrtandraceæ and Pedaliaceæ, from which, however, its winged seeds divide it. This wing to the seed is a beautiful membrane formed of transparent cellular tissue, which, in *Wightia gigantea* offers an instance of reticulated cellules, analogous to those of *Maurandya Barclaiana*. There do not appear to be any very certain limits between Bignoniaceæ, Cyrtandraceæ, and Pedaliaceæ, which might be reunited without much inconvenience. *Eccremocarpus* may be considered the link between the two former, and *Sesamum* that between the two latter. The order is in a state of great confusion, and requires to be carefully revised by some good botanist.

GEOGRAPHY. The tropics of either hemisphere are the chief station of this order, from which it extends northwards in North America as far as Pennsylvania, and southwards into the southern provinces of Chile. In Europe it is unknown in a wild state.

PROPERTIES. Little known, except for the great beauty of the flowers. *Chica* is a red feculent substance obtained by boiling the leaves of *Bignonia Chica* in water; the *Chica* is quickly precipitated by adding some pieces of the bark of an unknown tree, called *Arayana*. The Indians use it for painting their bodies red; it is also becoming an Article of importance to dyers. *Brewster*, 2. 370. It approaches in nature the resins, but contains some peculiar properties; it gives an orange red to cotton. *Ed. P. J.* 12. 417. The tough shoots of *Bignonia Cherere* are woven into wicker-work; and several kinds of *Bignonias* form large trees in the forests of Brazil, where they are felled for the sake of their timber; that called *Ipe-tabacco* furnishes durable ship-timber; the *Ipeuna*, another species, the hardest wood in Brazil. *Pr. Max. Travels*, p. 68. Another, called the *Pao d'arco*, supplies one of the best kinds of wood used for bows by the*Brazilian Indians, especially the *Botocudos* of the Rio Grande de Belmonte, and the *Patachos* of the Rio do Prado. *Ibid.* 238.

GENERA.

<i>Bignonia</i> , L.	<i>Spathodea</i> , P. Beauv.	<i>Dolichandra</i> , Cham.	<i>Tecoma</i> , Juss.
<i>Millingtonia</i> , L. f.	<i>Zeyheria</i> , N. ab E.	<i>Stercospermum</i> ,	<i>Catalpa</i> , Juss.
<i>Gelsemium</i> , Juss.	<i>Holoregmia</i> , N. ab E.	Cham.	<i>Jacarandi</i> , Juss.

Friedericia, Mart.	Sickingia, W.	Schrebera, Roxb.	Eccremocarpus,
Aplolophium, Cham.	Platycarpium, H.B.K.	Trigonocarpus, Wall.	R. et P.
Araphiophium,	Chilopsis, Don.	Wightia, Wall.	Calampelis, Don.
H. B. K.	Astianthus, Don.	Calosantes, Bl.	Tourretia, Dombey.
Ferdinandusa, Pohl.	Delostoma, Don.	Fieldia, A. Cunn.	Argylia, Don.
	Stenolobium, Don.	Rhigozum, Burch. (41)	-----
			Crescentia, L.

ORDER CCXII. CYRTANDRACEA

CYRTANDRACEA, *Jack in Linn. Trans.* 14. 23. {read 1822, in May}.—DIDYMOCARPEA, *Don in Edinb. Phil. Trans.* 7. 62. (1822, July); *Prodr. Fl. Nep.* 121. (1825); *Martius H. R. Mon.* (1829).

ESSENTIAL CHARACTER.—*Calyx* campanulate, 5-cleft or 5-leaved, equal. *Corolla* tubular, irregular, 5-lobed, somewhat 2-lipped, the lobes imbricated in aestivation. *Stamens* 4, didynamous, of which 2 are sometimes sterile; *anthers* 2-celled. *Ovary* superior, elongated, surrounded by an annular disk, 1-celled, with 2 many-seeded placentae, each of which consists of 2 diverging plates; *style* filiform; *stigma* 2-lobed, or consisting of 2 plates. *Fruit* capsular or succulent; the former siliquose and 2-valved, 1-celled, with double longitudinal placentae, which often cohere, so as to give the appearance of two cells. *Seeds* very numerous, minute, suspended, naked, or with a coma; *albumen* none; *embryo* straight, taper, orthotropous.—*Terrestrial* or *epiphytocal* plants, usually *herbaceous* and stemless, occasionally caulescent, and sometimes shrubby. *Leaves* usually opposite, one of them being dwarfed, radical, crenate and rugose, or smooth. *Flowers* umbellate, often purple or pink.

AFFINITIES. Very closely allied to Gesneraceae, Bignoniaceae, and Pedaliaceae. From the former they differ in nothing except their never having any tendency to produce an inferior ovary, their deeply-lobed placentae, their usually siliquose fruit, and the want of albumen; agreeing entirely with them in habit. From Bignoniaceae they are distinguished by their herbaceous mode of growth, their minute apterous seeds, 1-celled ovary, with 2 double parietal placentae. From Pedaliaceae they differ in nothing whatever, except their minute indefinite seeds, and the membranous, not woody, texture of the siliquiform fruit and placentae. Don appears to me to have been mistaken in assigning an heterotropous embryo to this tribe; the embryo is certainly orthotropous in *Streptocarpus Rexii*, with which other genera probably agree. Von Martius refers *Ramonda* hither.

GEOGRAPHY. This order occupies nearly the same station in the Old World as Gesneraceae in the New, being almost entirely confined to the tropics, unless the *Ramonda* of the Pyrenees should be found a genuine plant of the order, as Von Martius supposes.

PROPERTIES. Unknown.

GENERA.

Chirita, Hamilt.	Loxotis, R. Br.	Whitia, Bl.	Kuhlia, Rnwt.
<i>Calosacme</i> , Wall.	<i>Antonia</i> , R. Br.	Tromsdorffia, Bl.	Incarvillea, J.
Didymocarpus.	Glossanthus, Klein.	Agalmyla, Bl.	<i>Amphicome</i> , Royle.
<i>Henckelia</i> , Schl.	Stauranthera, Benth.	Rhyncotechum, Bl.	<i>Campsis</i> , Lour.
Streptocarpus, Lindl.	Epithema, Bl.	Loxonia, Jack.	? <i>Loxophyllum</i> , Bl.
Dorcoceras, Bge.	<i>Aikinia</i> , R. Br.	Centronia, Bl.	? <i>Rhynchoglossum</i> , Bl.
	Rehmannia, Libosch.		

ALLIANCE II. ACANTHALES.

ESSENTIAL CHARACTER.—*Flowers* unsymmetrical, usually didynamous. *Seeds* adhering to hard hook-like processes of the placenta. *Albumen* 0. *Calyx* 4-5-leaved, remarkably imbricated, as if in more whorls than one; often enveloped in large bracts.

ORDER CCXII. ACANTHACEÆ. THE JUSTICIA TRIBE.

ACANTHI, *JUSS. Gen.* 102. (1789).—ACANTHACEÆ, *R. Brown Prodr.* 472. (1810); *Link Handb.* 1. 500. (1829) *a sect. of Personatae*; *Neesab Esenbeck in Wall. Plant. Asrar.* 3. 70. (1832).

ESSENTIAL CHARACTER.—*Calyx* 4- or 5-divided, usually 5-leaved, equal or unequal, generally very much imbricated, occasionally multifid, or entire and obsolete, persistent. *Corolla* monopetalous, hypogynous, bearing the stamens, mostly irregular; the *limb* ringent or 2-lipped (the lower lip overlapping the upper in aestivation), occasionally 1-lipped, sometimes nearly equal, deciduous. *Stamens* mostly 2, both bearing anthers; sometimes 4, didynamous, the shorter ones being sometimes sterile; *anthers* either 2-celled, their cells being inserted equally or unequally, or 1-celled, opening lengthwise. *Ovary* seated in a disk, 2-celled, the cells either 2- or many-seeded; *style* 1; *stigma* 2-lobed, rarely undivided. *Capsule* 2-celled, the cells 2- or many-seeded, by abortion sometimes becoming 1-seeded, bursting elastically with 2 valves. *Dissepiment* opposite the valves, separable into two pieces through the axis (the middle being sometimes open); these pieces attached to the valves, sometimes separating from them with elasticity; entire, or occasionally spontaneously separating in two, their inner edge bearing the seeds. *Seeds* roundish, hanging by ascending processes of the placenta, hard, cup-shaped, or usually hooked; *testa* loose; *albumen* none; *embryo* curved or straight; *cotyledons* large, roundish; *radicle* taper, descending, and at the same time centripetal, curved, or straight; *plumula* inconspicuous.—*Herbaceous* plants or *shrubs*, chiefly tropical; their hairs, if they have any, simple, occasionally capitate, very rarely stellate. *Leaves* opposite, rarely in fours, without stipules, simple, undivided, entire, or serrated; rarely sinuate, or having a tendency to become lobed. *Inflorescence* terminal, or axillary, in spikes, racemes, fascicles, or panicles; the flowers sometimes even solitary. *Flowers* usually opposite in the spikes, sometimes alternate, with 3 bracts, of which the lateral are now and then deficient; these bracts sometimes large and leafy, and enclosing a diminished calyx, which is occasionally obsolete. *R. Br.* chiefly.

ANOMALIES. A singular depauperation of the calyx takes place in the genera *Thunbergia*, *Mendozia*, and *Clistax*, in which that organ is reduced sometimes to a mere obsolete ring, its place being supplied by bracts. *Mendozia* is also remarkable for its fruit being a 1-seeded drupe, with crumpled chrysaloid cotyledons.

AFFINITIES. In habit these approach *Scrophulariaceae*, from which their want of albumen, elastically dehiscing fruit, the hard processes of the dissepiment, and the much imbricated calyx, distinguish them; with *Bignoniaceae* they agree so nearly in character, that they may be said to differ in nothing but their seeds not being winged, and their imbricated calyx, for the processes of the seeds are sometimes absent; generally, however, their flowers being intermixed with imbricated bracts, their many-leaved imbricated calyx, and their herbaceous habit, point them out sufficiently. To *Pedaliaceae* they approach in character, but are at once known by their 2-celled ovary and peculiar habit. Von Martius remarks (*Nov. Gen. et Sp.* 3. 27.) that the didymy of *Acanthaceae* is frequently different from that of *Scrophulariaceae* in the posterior pair of stamens being the longest, and the anterior pair shortest. Recently the order has been elaborately remodelled by Nees-Von Esenbeck, to whose excellent memoir in the place above quoted all Botanists should have recourse. Among other curious speculations in this remarkable treatise is one that the irregularity so common in the anthers of this order is connected with a general tendency to unequal dichotomy, which is more particularly indicated by one of the opposite leaves being unequal, by the bases of the leaves being frequently oblique,

by the one-sided spikes with two rows of abortive, and two of flower-bearing bracts, &c. A second is that the ovary is really composed of 4 carpels instead of two, as is commonly understood, &c. &c.

I am indebted to Professor Nees Von Esenbeck for the following list of the genera of Aranthaceae, corrected up to Dec. 2, 1835. The words enclosed in brackets [] are additions of my own.

GEOGRAPHY. Common in all tropical countries, and only found beyond them in very hot ones. In North America a few species extend to the northward as far as Pennsylvania; and in Europe two are found in the basin of the Mediterranean.

PROPERTIES. Scarcely known. *Acanthus mollis* is considered emollient; *Justicia biflora* is used in Egypt for poultices; *J. Ecbolium* is said to be diuretic. *DC.* The flowers, leaves, and roots of *Justicia Adhatoda* are supposed to possess antispasmodic qualities. They are bitterish and subaromatic. *Ainslie*, 2.3. *Justicia pectoralis*, boiled in sugar, yields a sweet-scented syrup, which is considered in Jamaica a stomachic. *Swartz*, 1. 32. The leaves and tender stalks of *Justicia Gendarussa* have, when rubbed, a strong and not unpleasant smell, and are, after being roasted, prescribed in India in cases of chronic rheumatism attended with swelling in the joints. *Ainslie*, 2. 68. The basis of a famous French bitter tincture, called *Drogue Amère*, highly valued for its stomachic and tonic properties, is the *Justicia paniculata*, called *Creyat* in India. *Ibid.* 1. 96. The leaves of *Ruellia strepens* are subacrid. *Ibid.* 2. 153. Another species is reckoned a diuretic in Java. *Ibid.*

GENERA.

§ 1. THUNBERGIEJE,	Dipteracanthus,	Aphelandra, R. Br.	Leptostachya, N.abE.
N. ab E.	N. ab E.	Neuracanthus, N.abE.	Gymnostachyum,
Thunbergia, L. (42)	Aphragmia,	Corythacanthus,	N. ab E.
[<i>Diphcalymna</i> ?	N. ab E. (45)	' N. ab E. (47)	*** <i>Eranthema</i> , N.ab E.
Spr.]	Petalidium, N. ab E.	If 4. Acantheae, N.abE.	<i>Eranthemum</i> , R. Br.
Meyenia, N. ab E.	[<i>Stephanophysum</i> ,	<i>Blepharis</i> , Juss.	<i>Chameranthemum</i> ,
Hexacentris, N. ab E.	Pohl.	<i>Blepharacanthus</i> ,	N. ab E. (50)
[<i>Mendoza</i> , R. et P.	<i>Haberica</i> , Friwaldk.	N. ab E. (48)	<i>Justicia</i> , L. (ex parte)
<i>Clistax</i> , Mart.]	<i>Calophanes</i> , D<^.]	<i>Acanthus</i> , L.	<i>Rhinacanthus</i> , N.abE.
§ 2. NELSONIE^,	<i>Ruellia</i> , L. (ex parte).	<i>Acanthodium</i> , DC.	% 6. <i>Dicliptereae</i> ,
N. ab E.	<i>Phlebophyllum</i> , N.abE.	<i>Dilivaria</i> , Juss.	N. ab E.
<i>Elytraria</i> , Vahl.	<i>Buteraea</i> , N. ab E.	If 5. <i>Justicieae</i> , N. ab E.	<i>Blechum</i> , Juss.
<i>Nelsonia</i> , R. Br.	<i>Adenacanthus</i> , N.abE.	* <i>Ruellioideae</i> , N. ab E.	<i>Rungia</i> , N. ab E.
<i>Adenosma</i> , R. Br.	<i>Stenosiphonium</i> ,	<i>Crossandra</i> , Salisb.	<i>Dicliptera</i> , J.(ex parte)
<i>Ebermayera</i> , N. ab E.	N. ab E.	<i>Harrachia</i> , Jacq.	<i>Amphiscopia</i> , N. ab E.
<i>Erythracanthus</i> ,	<i>Strobilanthes</i> , Bl.	<i>Endopogan</i> , N. ab E.	<i>Peristrophe</i> , N. ab E.
N. ab E.	<i>Stenandrium</i> ,	<i>Loxanthus</i> , N. ab E.	[<i>Sautiera</i> , Decaisne.]
<i>Gymnacanthus</i> ,	N. ab E. (46).	<i>Phlogacanthus</i> , N.abE.	<i>Hypoestes</i> , Sol.
N. ab E. (43)	<i>iEchmanthera</i> , N.abE.	<i>Cryptophragmium</i> ,	<i>Micranthus</i> , Wendl.
§ 3. ECHMATACANTHI,	<i>Goldfussia</i> , N. ab E.	N. ab E.	? <i>Phayloopsis</i> , W.
N. ab E.	<i>Asystasia</i> , N. ab E.	** <i>Gendarusseae</i> , N.abE.	<i>Rhaphidospora</i> ,
» 1. <i>Hygrophileae</i> ,	<i>Echinacanthus</i> , N.abE.	<i>Rostellaria</i> , N. ab E.	N. ab E.
N. ab E.	<i>Leptacanthus</i> , N.abE.	<i>Hemichoriste</i> , N. ab E.	^f 7. <i>Andrographideae</i> ,
<i>Jjemadelphis</i> , N.abE.	^f 3. <i>Barlerieae</i> , N.ab E.	<i>Graptophyllum</i> ,	N. ab E.
<i>Wygrophila</i> , R. Br.	<i>Asteracantha</i> , N. ab E.	N. ab E.	<i>Erianthera</i> , N. ab E.
[<i>Geissomeria</i> , Lindl.]	<i>Barleria</i> , L.	<i>Beloperone</i> , N. ab E.	<i>Haplanthus</i> , N. ab E.
^I 2. <i>Ruellieae</i> , N. ab E.	<i>Lophostachys</i> , Pohl.	<i>Adhatoda</i> , N. ab E.	<i>Andrographis</i> , Wall.
^yschoriste, N. ab E.	<i>Nomaphila</i> , Bl.	<i>Gendarussa</i> , N. ab E.	_____
• ^{Lh} <i>Actacanthus</i> ,	<i>iEtheliema</i> , R. Br.	<i>Rhytiglossa</i> , N. ab E.	<i>Genus incertum</i> .
N. ab E. (44)	<i>Lepidagathis</i> , W.	(49)	<i>Brillantaisia</i> , P. de Beauv.

ALLIANCE III. *LENTIBALES.*

ESSENTIAL CHARACTER.—*Flowers* unsymmetrical, diandrous. *Fruit* capsular, with a free central placenta. Marsh or water-plants.

ORDER CCXIV. LENTIBULACEÆ.

LENTIBULARIÆ, *Richard in Flor. Paris*, p. 26. (1808).—UTRICULINJÆ, *Hoffmannsegg et Unk. Fl. Port.* (1806).—LENTIBULARIÆ, *R. Brown Prodr.* 429. (1810); *Lindl. Synops.* 1806. (1829); *Link Handb.* 1. 511. (1829) a sect. of Personate.

ESSENTIAL CHARACTER.—*Calyx* divided, persistent, inferior. *Corolla* monopetalous, hypogynous, irregular, bilabiate, with a spur. *Stamens* 2, included within the corolla, and inserted into its base; *anthers* simple, sometimes contracted in the middle. *Ovary* 1-celled; *style* 1, very short; *stigma* bilabiate. *Capsule* 1-celled, many-seeded, with a large central placenta. *Seeds* minute, without albumen; *embryo* sometimes undivided.—*Herbaceous* plants, living in water or marshes. *Leaves* radical, undivided; or compound, resembling roots, and bearing little vesicles. *Scapes* either with minute stipule-like scales, or naked; sometimes with whorled vesicles; generally undivided. *Flowers* single, or in spikes, or in many-flowered racemes; with a single bract, rarely without bracts. *R. Br.*

AFFINITIES. The central free placentae and minute exalbuminous embryo are the principal points of distinction between these and Scrophulariaceae, to which their habit nearly approximates them. They are known from Primulaceae by their irregular flowers, exalbuminous embryo, and stamens.

GEOGRAPHY. Natives of marshes, or rivulets, or fountains, in all parts of the world, especially within the tropics.

PROPERTIES. *Pinguicula vulgaris* has the property of giving consistence to milk, and of preventing its separating into either whey or cream.

GENERA.

Utricularia, L.
Pinguicula, L.

ALLIANCE IV. SCROPHULALES.

ESSENTIAL CHARACTER.—*Flowers* unsymmetrical, diandrous or didynamous. *Seeds* wingless and tailless, with the embryo in the axis of albumen; their stalks never hooked. *Fruit* capsular; *carpels* standing parallel with the axis of inflorescence O.

For remarks upon the relation that exists between this and the neighbouring alliances and orders, see the remarks under Scrophulariaceae, Order 217.

ORDER CCXV. GESNERACEÆ.

GESNERIÆA, *Rich, et Justs. Ann. Mus.* 5.428. (1804); *Kunth in Humb. N. G. et Sp.* 2. 392. (1817); *Lindley in Bot. Reg.* 1110. (1827).—GESNERIACEÆ*, *Link. Handb.* 1. 504. (1829) a sect. of Personatae.—GKSNEREJK, *Von Martins Nov. Gen. Bras.* 3. 68. (1829); *Bartl. Ord. Nat.* 174. (1830).

ESSENTIAL CHARACTER.—*Calyx* half superior, 5-parted, with a valvate aestivation. *Corolla* monopetalous, tubular, more or less irregular, 5-lobed, with an imbricate aestivation. *Stamens* 2, or didynamous; *anthers* cohering, 2-celled, innate, with a thick tumid connective; the rudiment of a fifth stamen is present. *Ovary* half superior, 1-celled, with 2

fleshy 2-lobed parietal polyspermous placenta?; surrounded at its base by glands alternating with stamens; *style* continuous with the ovary; *stigma* capitate, concave. *Fruit* capsular or succulent, half superior, 1-celled, 2-valved, with loculicidal dehiscence and 2 opposite lateral placentae, each consisting of 2 plates. *Seeds* very numerous, minute; *embryo* erect, in the axis of fleshy *albumen*; *testa* thin, with very close fine oblique veins.—*Herbaceous* plants or *under-shrubs*. *Leaves* opposite, rugose, without stipules. *Flowers* showy, in racemes, or panicles, rarely solitary.

AFFINITIES. Allied to Bignoniaceae through Eccremocarpus, from which the order differs in the ovary being 1-celled and partly inferior, in the apterous seeds, and in habit. Distinguished from Cyrtandraceae only by the usually inferior 1-celled ovary, with simple placentae and albuminous seeds, the testa of which is often twisted in a singular manner. From Scrophulariaceae the order is known by the same characters, with the exception of the albuminous seeds, in which respect it agrees. It also approaches Orobanchaceae, Acanthaceae, and Pedaliaceae, with all which it agrees in the position of the pericarpial leaves being anterior and posterior with regard to the axis of inflorescence, and consequently the placentae right and left.

GEOGRAPHY. Exclusively natives of the tropical parts of South America and of the West India Islands.

PROPERTIES. Generally beautiful herbaceous plants, bearing flowers, the prevailing colour of which is bright red, and having tuberous roots. The succulent fruits are mucilaginous, sweetish, and eatable. A dye is obtained from the calyxes and fruit of some of them for staining cotton, straw-work, and domestic utensils.

GENERA.

Gesnera, L.	Nematanthus, Schrad.	Sinningia, Nees.	Corisanthera, Wall.
Conradia, Mart.	Hypocyrtia, Mart.	Columnea, Plum.	Picria, Lour.
<i>Pentaraphia</i> , Lindl.	Alloplectus, Marr.	Trevirania, W.	Tussacia, Rchb.
Rytidophyllum, Mart.	<i>Crantzia</i> , Scop.	<i>Qrilla</i> , L'Herit.	<i>Dalbergia</i> , Tuss.
<i>Codonophora</i> , Lindl.	<i>Orobanchia</i> , Velloz.	<i>Achimenes</i> , Pers.	Quoya, Gaudich.
Episcia, Mart.	Drymonia, Mart.	Sarmienta, R. et P.	Ramondia, Rich.
Besleria, Plum.	Tapina, Mart.	<i>Urceolaria</i> , Feuill.	<i>Myconia</i> , Lass.
<i>Briaria</i> , P. Br.	Gloxinia, L'Herit.	<i>Mitraria</i> , Cav.	<i>Cimiana</i> , Lass.
	<i>Paliavana</i> , Yfijloz.		

ORDER CCXVI. OROBANCHACEAE. THE BROOM-RAPE TRIBE.

OBANCHE, *Juss. Ann. Mus.* 12. 445. (1808); *Richard in Pers. Synops.* 2. 180. (1807); *J>C. and Duly Bot. Gall.* 348. (1828); *Lindl. Synops.* 193. (1829); *Bartl. Ord.Nat.* 1*3. (1830).—OROANCHINJE, *Link Handb.* 1. 506. (1829) a § of Personatae.

EssENTIAL CHARACTER.—*Calyx* divided, persistent, inferior. *Corolla* monopetalous, *stamens* 4, didynamous. *Stamens* 4, didynamous. *Ovary* superior, 1-celled, seated in a fleshy disk, with 2 or 4 parietal polyspermous placentae; *style* 1, *stigma* 2-lobed. *Fruit* capsular, enclosed within the withered corolla, 1-celled, 2-valved, each valve bearing 1 or 2 placentae in the middle. *Seeds* indefinite, very minute; *embryo* minute, inverted, at the apex of a fleshy albumen.—*Herbaceous* leafless plants, growing upon the roots of other species. *Stems* covered with brown or colourless scales.

AFFINITIES. Orobanchaceae are extremely near Gesneraceae in character, although very different in habit. They are distinguished by their seeds having the embryo of Gesneraceae is cylindrical and erect, occupying the axis of the albumen and the pollen elliptical, with a furrow on one side. In Gesneraceae

the seeds are attached by rather long funiculi, while they are absolutely sessile in Orobanchaceae. Moreover, there is a tendency in the latter to become pentandrous, or even hexandrous; but not only no such tendency exists in the former, but the reverse takes place, in the occasional increased sterility of the stamens. There is scarcely any trace of the glandular processes of the disk of Gesneraceae in Orobanche, or at least nothing more than a thin glandular coating to the base of the ovary. See *Von Martins "Nov. Gen. et Sp. Bras. 3. 72.* From Scrophulariaceae they are known by their 1-celled ovary and minute inverted embryo; and from all that have been mentioned, by their habit and parasitical mode of growth. In this respect they resemble Monotropaceae, from which they differ in their ovary being composed of 2, not 5 carpels, and their irregular unsymmetrical flowers. According to the observations of Vaucher, of Geneva, the seeds of *Orobanche ramosa* will lie many years inert in the soil unless they come in contact with the roots of Hemp, the plant upon which the species grows parasitically: when they immediately sprout. See *Ferussac, Feb. 1824, 136.*

GEOGRAPHY. Not uncommon in Europe particularly in the southern kingdoms, Barbary, middle and northern Asia, and North America; very rare in India.

PROPERTIES. *Orobanche virginiana* is supposed to have formed, in conjunction with white oxide of arsenic, a famous cancer powder, which was known in North America under the name of "Martin's Cancer Powder." It is thought to participate in the powerful astringent properties of *Orobanche major.* *Barton, 2. 38.*

GENERA.

<i>Orobanche</i> , L.	<i>Boschniakia</i> , Bge.	<i>Epiphegus</i> , Nutt.
<i>Osproleon</i> , Wallr.	<i>Phelipaea</i> , Desf.	<i>Obolaria</i> , L.
<i>Kopsia</i> , Dumort.	<i>Hyobanche</i> , L.	<i>iEginetia</i> , Roxb.
<i>Trionychon</i> , Wallr.	<i>Lathraca</i> , L.	<i>Alectra</i> , Thunb.

ORDER CCXVII SCROPHULARIACEÆ. THE FIGWORT TRIBE.

SCROPHULARIÆ, *Juss. Gen. 117.* (1789).—SCROPHULARINEÆ, *R. Bropon Prodr. 433.* (1810); *Lindl. Synops. 187.* (1829); *Bartl. Ord. Nat. 169.* (1830); *Bentham in Botan. Register, June* (1835); *Scrophular, Ind.* (1835); *Don in Ed. Phil. Journ. (July, 1835).*—PEDICULAEÆ, *JUSS. Gen. 99.* (1789) *in part.*—PERSONATÆ, *DC. Fl. Fr. 3. 573.* (1815); *Don in Edinb. Phil. Journ. (July, 1835).*—ANTIRRHINEÆ, *DC. and DUBY, 342.* (1828).—HALLERIAE, *Link Handb. 1. 506.* (1829) *a § of Personatae.*—SCOPARIACEÆ, *Ib. 822. the same.* — ERINEÆ, *Ib. 510. the same.* — CHELONEÆ, *ARAGOACEÆ, SIBTHORPIACEÆ, Don in Edinb. Phil. Journ. (July, 1835).*—MELAMPYRACEÆ, *Rich. Anal. du Fruit. (1808); Lindl. Synops. 194.* (1829).—RHINANTHACEÆ, *DC. Fl. Fr. 3. 454.* (1815); *DC. and DUBY Bot. Gall. 351.* (1828) *in part; Ed. Prior. No. 212* (1830).—PEDICULARES, *JUSS. Gen. 99.* (1789) *in part; Duvau in Ann. des Sc. Nat. 8. 180.* (1826).

ESSENTIAL CHARACTER.—*Calyx* inferior, persistent, pentamerous or by abortion tetramerous, the sepals sometimes united almost to the point, sometimes only at their base, sometimes altogether distinct and imbricated, often unequal, the upper one being largest, the two lowest smaller, the lateral ones smallest. *Corolla* monopetalous, pentamerous, or, the upper petals being united to their points, tetramerous; *tube* short or long; *limb* flat or erect, nearly equally divided or labiate, imbricated in aestivation. *Stamens* in a single series opposite the sepals; the uppermost altogether deficient, or sterile, or very rarely fertile, and shorter than the others; the two lateral equal, antheriferous or very rarely sterile and abortive; the lower equal, sometimes fertile and equal to the lateral ones or longer, often sterile or deficient; *anthers* 2-celled, or, by growing together or half-disappnring, one-celled, opening longitudinally. *Ovary* superior 2-celled, many-seeded; *style* simple or rarely

shortly bifid, *stigma* generally simple, entire, emarginate, or bifid, often flattened, occasionally double at the points of the divisions of the style. *Fruit* capsular, seldom berried, bicarpellary, 2-celled, sometimes with 2 entire or bifid valves, sometimes with 4 entire ones, sometimes opening by pores or lids, very rarely almost indehiscent; dissepiment parallel or opposite to the valves, finally loose in the centre, or altogether. *Placenta* adhering to the dissepiment, sometimes when mature separate and forming 1-2 central columns. *Seeds* indefinite, rarely definite, albuminous; *embryo* orthotropous, heterotropous or antitropous. —Herts, *under-shrubs*, or sometimes *shrubs*, usually scentles, but sometimes fetid, rarely aromatic. *Leaves* opposite, whorled, or alternate. *Flowers* axillary, or racemose, rarely spiked. *Peduncles*, opposite or alternate; sometimes simple and 1-flowered, sometimes many-nowered in dichotomous cymes. *Bentham*.

AFFINITIES. The capsular monopetalous genera of Dicotyledons, with a superior ovary, albuminous seeds, and irregular diandrous or didynamous stamens, were separated by Jussieu into two orders, which he called Scrophulariæ and Pedicularæ, distinguished from each other by the dehiscence of the former being septicial, and of the latter loculicidal. Brown, in his *Prodromus*, pointed out the insufficiency of this character, which is often not even of generic value, and he combined the orders of Jussieu under the common name of Scrophulariæ. This opinion has been adopted by subsequent writers, with the exception of De CandoUe, who, in Duby's *Botanicon GalUcon* (1828) adheres to the old division of Jussieu, the names being changed into Antirrhinæ and Rhinanthaceæ. Notwithstanding this almost universal assent to the identity of the two orders of Jussieu, some separations having been made upon different principles from those of that learned botanist. Thus Orobanchaceæ have been distinguished by himself; Gesneraceæ by Nees Von Esenbeck; and Melampyraceæ by Richard. The two former are adopted by botanists without dissent; the latter has not been so generally received. In my *Synopsis* I admitted it, upon the ground of its definite ascending seeds and inverted embryo; but subsequent observation led me to think that by excluding from the character all consideration of the number and direction of the seeds, an order would be formed, agreeing in a peculiar habit, and in the radicle of the embryo not being presented to the hilum, to which the name of Rhinanthaceæ might conveniently be retained. Upon this view of the subject, Scrophulariaceæ would include no genus the embryo of which is not orthotropous, and in Rhinanthaceæ it could be antitropous or heterotropous. The number of synonymous names above quoted, show into how many more supposed orders the old Scrophulariaceæ have been broken by one author or another. The whole matter has, however, been lately reinvestigated by Bentham, whose views appear to be so much more comprehensive than those of his predecessors, and who has treated the question in so philosophical and practical a way, that I have no hesitation in adopting his opinion: agreeing with him that in fact all the supposed orders are really some sections of one great natural order. From the observations of my learned friend upon the Scrophulariaceæ of India I extract the following useful remarks:—

"The nearest affinities to Scrophulariæ are undoubtedly the Solanææ, through the medium of the tribe of Salpiglossideæ; so much so, that it becomes necessary to separate them by a purely artificial distinction, considering Solanææ such genera as have the plaited corolla and 5 stamens, and as Scrophulariæ all those in which either the fifth stamen is wanting, or the privation of the corolla imbricated. The line would thus be drawn between Actinidia and Salpiglossis, two genera closely allied in habit. In the first, however, the deeply plicate corolla and 5 stamens shew it to be a true Solanææ, notwithstanding the slight irregularity of the corolla and the declinate very unequal stamens. It indicates an approach to Salpiglossis* which, being always didynamous, with an intricately aestivating, or obscurely plicate corolla, is a genuine Scrophulariæ. In the tribe of Verbasceæ the genus Verbascum, as being pen-

tandrous, and *Celsia*, because it cannot be separated from *Verbascum*, have; usually been referred to Solaneae, although there are not in that tribe any plants nearly allied to them, but the aestivation of the corolla, besides the general habit, leave no doubt that Bartling and others are right in classing these genera among Scrophularineae.

" Of the other Personate orders those whose genera or species have been most frequently mistaken for, or considered as Scrophularineae, are—1. the Gesnereae and Orobancheae, distinguished in particular by their unilocular ovary, with parietal placentas, although the latter protrude sometimes after fecundation, so as to form a 2- 4-locular fruit; 2. the Bignoniaceae, Cyrtandraceae and Pedalineae, which have exalbuminous seeds, besides which the two latter have a unilocular ovary, with an unilocular, or spuriously 2- 4-locular fruit. The above characters, although not always very easy to ascertain, appear, nevertheless, to be decided and constant. They are, moreover, accompanied usually by differences in habit and other minor characters; and I am acquainted with few, if any, intermediates. Gesnereae have usually a semi-adherent ovary, a character which, amongst Scrophularineae, I have only observed in a slight degree in some *Calceolaria*; and these have the regular bilocular ovary and fruit of the latter order. Any further details, however, respecting the character and affinities of Gesnereae are rendered useless by the elaborate exposition of Martius, in his *Nova Genera et Species*, vol. 3."

" Orobancheae are at once known by their peculiar habit. They appear to be always parasitical, are never green, and their leaves are converted into scales. The nearest approach to them amongst Scrophularineae is to be found in the genus *Buchnera*, in which most, if not the whole, of the section *Campyleia* are parasitical, and the *B. hydrabadensis* is, like the Orobancheae, leafless, but with the ovary and capsule of *Buchnera*.

" Bignoniaceae are frequently arborescent, which is very rarely the case amongst Scrophularineae : the same thing may be said of their pinnate leaves, long capsules, and winged seeds; but as each of these characters is occasionally met with in Scrophularineae, the inspection of the embryo must be resorted to for a certain character.

" Cyrtandraceae and Pedalineae? are more readily distinguished by their ovary always unilocular, if examined before the development occasioned by fecundation. Two other very extensive orders, the Acanthaceae and Verbenaceae, occasionally come also very near to Scrophularineae, although they are in general sufficiently removed to have occasioned but little difficulty in their separation. Some connecting genera, call, however, for a few observations in the case of each. Acanthaceae (of which the Indian species and the general character of the order are so admirably elucidated by Nees & Esenbeck in Dr. Wallich's *Pl. As. Rar.* 3. 70.) are generally known by the imbricate poly-sepalous calyx, the elastically dehiscent capsule, the retacula of the dissepiment, the want of albumen, and the peculiar habit derived chiefly from the inflorescence. The first of these characters is common to many *Gratiolere*; the second is observable in *Buchnera*; the retacula are wanting in some genera of Acanthaceae, and the inflorescence of *Lindenbergia grandiflora*, of *Beyrichia*, &c, may be easily compared to that of Acanthaceae; there remains, therefore, still the minute and often microscopic character derived from the embryo, as the only positive one which has hitherto proved constant. Verbenaceae have the more decided character of a fruit which is indehiscent, and an ovary divided into uniovulate cells. The first of these characters occurs in *Thylacantha*, *Teedia*, *Leucocarpus*, and *Tozzia*; the second in *Melampyrum*; but in neither of these cases are both combined. The calyx, corolla, and genitalia, are the same in Scrophularineae and Verbenaceae. In the latter order, the seeds are also said to have occasionally a small quantity of albumen.

" The Lentibularieae, a small order, consisting of *Pinguicula* and *Utricu-*

ana, are very closely allied to Scrophularineae, having the same calyx, corolla, stamina, bivalved capsule, and albuminous seeds, but distinguished solely by their really unilocular fruit, with a free central placenta, and the minuteness of their embryo. In respect of their former character, they come very near to *Limosella*, *Lindernia*, and other *Gratiolia*, with parallel dissepiments and entire valves; for in these plants the dissepiment is very thin, and usually detaches itself from the valves before maturity, so that being concealed by the seeds, which fill nearly the whole capsule, it often escapes observation, and many of these genera have frequently been described as having an unilocular fruit.

" From the latter consideration it has been usual, however, to refer these supposed unilocular genera to Primulaceae: an order perfectly well marked by a very different and a much more important character, that of the situation of the stamens, which are opposed to, not alternate with the petals, shewing them to belong to the inner set of a double series of stamina, whereas in Scrophularite the stamens are constantly alternate with the petals, and if the normal number be really double that of the petals, it is the inner series that is constantly abortive, leaving, as far as has been hitherto observed, no trace in any instance, unless, indeed, the deeply cleft disk, described by Martius as encircling the ovarium in *Herpestis lanigera*, or the scales in the tube of the corolla of *Artanema*, be considered as abortive stamina. *Schwenckia*, hitherto referred to Scrophularineae, has the stamina constantly opposed to the petals, as observed by Dr. Lindley upon living specimens, and which at his suggestion I have verified upon dried specimens of several didynamous as well as pentandrous species. It is, therefore, unquestionably referable to Primulaceae?, and the glandular processes alternating with the petals may be considered probably as abortive stamina of the inner series, analogous to those of *Samolus*.

" It may be scarcely necessary to mention Gentianeae among the affinities of Scrophularineae, as their symmetrical flowers and the position of the carpels forming the fruit, which when only two in number are perpendicular to the axis, not parallel to it, as in Scrophularineae, mark them out at once. *Disanjka*, an anomalous genus of Scrophularineae, has something the habit of *Vilarsia*, but I have not had an opportunity of examining sufficiently good specimens to form any opinion as to its real situation."

GEOGRAPHY. Found in abundance in all parts of the world, from the coldest regions in which the vegetation of flowering plants takes place, to the hottest places within the tropics. One species is found in Melville Island; in the middle of Europe they form about a 26th of the flowering plants, and in North America about a 36th. In all India, New Holland, and South America, they are common, and, finally, the sterile shores of Tierra del Fuego are ornamented with several species.

PROPERTIES. Generally acrid, bitterish, suspected plants. The leaves and roots of *Scrophularia aquatica*, and perhaps *nodosa*, of *Gratiola officinalis* and *Pipiviana*, and of *Calceolaria*, act as purgatives, or even as emetics. In *Digitalis* which is in many respects very near Solaneae, this quality is so much increased, that its effects become highly dangerous. The powdered leaves, or extract of them, produce vomiting, dejection, and vertigo, increase the secretion of the saliva and urine, lower the pulse, and even cause death. DC. according to Vauquelin, the purgative quality of *Gratiola* depends upon the presence of a peculiar substance, analogous to resin, but differing in being soluble in hot water. The leaves of *Mimulus guttatus* are eatable as salad. The juice of the leaves of *Torenia asiatica* are considered, on the Malabar coast, a cure for gonorrhoea. *Ainslie*, 2. 122. An infusion of *Scoparia dulcis* by the Iidians of Spanish America to cure agues. *Humboldt Cinch. Exts*, 22. *Eng. ed.* *Euphrasia officinalis* is slightly bitter and aromatic, was formerly employed in diseases of the eye, but is now disused. Cows

are said to be fond of *Melampyrum pnitense* ; and Linnaeus says the best and yellowest butter is made where it abounds. The Pedicularises are acrid, but are eaten by goats. Nearly all that tribe turn black in drying.

GENERA*

- | | | | |
|--------------------------------|--------------------------------|-------------------------------|-------------------------------|
| § 1. VERBASCEJE, Bartl. | Teedia, Rud. | § 7. BUCHNERE/K, | Esterhazy, Mikan. |
| <i>Verbascineai</i> , N. ab E. | Aptosimum, Burch. | Benth. | Macranthera, Leconte. |
| <i>Calceokiriee</i> , Don. | Pogostoma, Schrad. | Sophranthe, Benth. | <i>Conradia</i> , Nutt. |
| <i>Scrophularieaf</i> , Don. | Capraria, L. | (53) | Seymeria, Pursh. |
| Verbascum, L. | ? Ohlendorffia, Lehm. | Sutera, Roth. | <i>Afzelia</i> , Gmel. |
| ? Isanthera, N. ab E. | Pterostigma, Benth. | <i>Leucospora</i> , Nutt. | Gerardia, L. |
| Celsia, L. | Lindenbergia, Link. | Manulea, L. | <i>Virgularia</i> , R. et P. |
| Nefflea, Benth. | <i>Bovea</i> , Decaisne. | <i>Nemia</i> , Berg. | <i>Sopubia</i> , Don. |
| Sphenandra, Benth. | <i>Brachycoris</i> , Schrad. | Erinus, ti. | Glossostyles, Cham. |
| (51) | Stemodia, L. | Nycterinia, Don. | <i>Starbia</i> , Pt. Th.? |
| Alonsoa, R. et P. | <i>Cybbanthera</i> , Ha. mi.† | <i>Zaluzianskia</i> , | <i>Hymenospermum</i> , |
| Jovellana, Cav. | Dodartia, L. | Schmidt. ? | Benth. |
| Calceolaria, L. | Mazus, Lour. | Buchnera, L. | ? Phtheirospermum, |
| <i>Baa</i> , Comm. | <i>Hornemannia</i> , Willd. | <i>Campuleia</i> , Pet. Th. | Bungc. |
| Scrophularia, L. | Limnophila, R. Br. | <i>Piripea</i> , Aubl. | Centranthera, R. Br. |
| § 2. HEMIMERIDE/B, | Morgania, R. Br. | § 8. BUDDLEIEIE, | <i>Razumovia</i> , Spr. ? |
| Benth. | Leucocarpus, Don. | Benth. | § 11. RHINANTHEJE, |
| Angelonia, H. B. et K. | Mimulus, Linn. | Buddleia, L. | Benth. |
| Thylacantha, Nees. | Uvedalia, R. Br. | Nuxia, Vent. | <i>Pediculares</i> , Juss. |
| Hemimeris, L. | Herpestis, Gaertn. | § 9. VERONICEJE, | <i>Rhinanthacecc</i> , DC. |
| <i>Diascia</i> , Link. | <i>Monniera</i> , Mich. | Benth. | <i>MelantpyracecP</i> , Rich. |
| Nemesia, Vent. | <i>Caly triplex</i> , R. et P. | <i>Sibthorpiacec</i> , Don. | <i>Euphrasiee</i> , Don. |
| § 3. ANTIRRHINEIE, | <i>Bramia</i> , Lam. | <i>Aragoacecc</i> , Don. | Orthocarpus, Nutt. |
| Chav. | Curanga, Juss. | Veronica, L. | Chstilleia, Mut. |
| Anarrhinum, Desf. | Sphaerothera, Cham. | <i>Pupderota</i> , L. | <i>Euchroma</i> , Nutt. |
| Linaria, To urn. | Conobea, Aubl. | <i>Leptandra</i> , Nutt. | Adenostegia, Benth. |
| Antirrhinum, L. | Matourea, Aubl. | <i>Diplophyllum</i> , Lehm. | (54) |
| Maurandia, Jacq. | Caconapea, Cham. | <i>Cochlidiospermum</i> , | Triphysaria, F. et M. |
| <i>Usteria</i> , Cav. | Ranaria, Cham. | Rchb. | Schwalbea, L. |
| Galvesia, Juss. | Gratiola, L. | <i>Omphalospora</i> , Bess. | Lamourouxia, H.B.K. |
| <i>Agasszia</i> , Chav. | Beyrichia, Cham. | <i>Hebe</i> , Juss. | Cymbaria, L. |
| Lophospermum, Don. | ? Achetaria, Cham. | <i>Aidelus</i> , Spr. | Odontites, Stev. |
| Rhodochiton, Zucc. | Hydrotriche, Zucc. | Calorhabdos, Benth. | Euphrasia, L' |
| ? <i>Gastromeria</i> , Don. | Dopatrium, Hamilt. | <i>Campy Ian thus</i> , Roth. | <i>Parentucellia</i> , Viv.? |
| | Microcarpaea, | <i>Eranthemum</i> , Vahl. | Lafuentea, Lag. |
| | R. Br. (52) | Wulfenia, Jacq. | <i>Durieuu</i> , Mérat. |
| ? Collinsia, Nutt. | Peplidium, Del. | Gymnandra, Pall. | Siphonostegia, Benth. |
| § 4. SALPIGLOSSIDEJE, | Bonnaya, link. | <i>Lagotis</i> , Gaertn. | Bartsia, L. |
| Benth. | Vandellia, L. | Picrorhiza, Royle. | <i>Trixago</i> , Stev. |
| Schizanthus, R. et P. | <i>Tittmannia</i> , Rchb. | Scoparia, L. | <i>Lasiopera</i> , Link. |
| Salpiglossis, R. et P. | Artanema, Don. | Aragoa, H.B.K. | Bungca, C. A. Meyer. |
| Browallia, L. | <i>Diceros</i> , Pers. | Hemiphragma, Wall. | Pedicularis, L. |
| Franciscea, Pohl. | Torenia, L. | Sibthorpia, L. | Rhinanthus, L. |
| Brunsfelsia, L. | <i>Nortenia</i> , Pet. Th. | Geochorda, Cham. | <i>Alectorolophus</i> , Stev. |
| Anthocercis, Lab. | Heteranthia, Nees. | Leucophyllum, H.B.K. | Elephas, Tourn. |
| § 5. DIGITALEJE, Benth. | <i>Vrolikia</i> , Spr. | Ourisia, Comm. | <i>Rhinanthus</i> , Stev. |
| <i>Chelonea</i> , Don. | Mecardonia, Mart. | <i>Dichroma</i> , Cav. | Melampyrum, L. |
| Chelone, L. | Hydrantheium, | ————— | Teczia, L. |
| Pentstemon, L'He*r. | H.B.K. | ? Polypreum, L. | ————— |
| <i>Elmigera</i> , Rchb. | <i>Willichia</i> , Mut. | ? Disandra, L. | Gomara, R. et P. |
| Russelia, Jacq. | Lindernia, L. | § 10. GERARDIEJE, | Sanchezia, R. et P. |
| Digitalis, L. | Limosella, L. | Benth. | Diceros, Lour. |
| Isoplexis, Lindl. | Micranthemum, Mich., | Escobedia, R. et P. | Picria, Lour. |
| ? Halleria, L. | <i>Hemianthus</i> , Nutt. | Physocalyx, Pohl. | Tripinna, Lour. |
| § G. GRATIOLEIE, | ————— | Melasma, Berg. | Palmstruckia, Retz. f. |
| Benth. | Ellobum, Blum. | <i>Nigrina</i> , Linn. | Prosopia, Rchb. |
| | | <i>Lyncea</i> , Cham.? | |

* Mr. Bentham has been so obliging as to prepare this list of genera for me.

ALLIANCE V. SOLANALES.

ESSENTIAL CHARACTER.—*Flowers* symmetrical, but sometimes irregular. *Carpels* 2, parallel with the axis of inflorescence O- *Seeds* with an embryo lying in the midst of albumen.

ORDER CCXVIII. SOLANACEÆ. THE NIGHTSHADE TRIBE.

SOLANEJÆ, JUSS. *Gen.* 124. (1789); *R. Brown Prodr.* 443. (1810); *Lindl. Synops.* 180. (1829); *Bartl. Ord. Nat.* 193. (1830); *Schlecht in Linnaa.* 7. 66. (1832); *Nees v. Esenbeck in Linn. Trans.* 17. 37. (1834).

ESSENTIAL CHARACTER.—*Calyx* 5-parted, seldom 4-parted, persistent, inferior. *Corolla* monopetalous, hypogynous; the *limb* 5-cleft, seldom 4-cleft, regular, or somewhat unequal, deciduous; the *crstivation* plaited or imbricated. *Stamens* inserted upon the corolla, as many as the segments of the limb, with which they are alternate; *anthers* bursting longitudinally, rarely by pores at the apex. *Ovary* 2-celled, rarely 4- or many-celled, with 2 polyspermous placentae; *style* continuous; *stigma* simple. *Pericarp* with 2, or 4, or many cells, either a capsule with a double dissepiment parallel with the valves, or a berry with the placentae adhering to the dissepiment. *Seeds* numerous, sessile; *embryo* straight or curved, often out of the centre, lying in a fleshy albumen; *radicle* next the hilum.—*Herbaceous* plants or *shrubs*. *Leaves* alternate, undivided, or lobed, sometimes collateral; the floral ones sometimes double, and placed near each other. *Inflorescence* variable, often out of the axil; the *pedicels* without bracts.

ANOMALIES. The anthers of *Solanum* open by pores. *Nicotiana multivalvis* has many cells in the capsule, so has *Lycopersicon*, *Nicandra* is 5-celled, *Datura* 4-celled.

AFFINITIES. Brown remarks, that this order is chiefly known from Scrophulariaceæ by the curved or spiral embryo, the plaited aestivation of the corolla, and the flowers being usually regular, with the same number of stamens as lobes. Hence the genera with a corolla not plaited, and at the same time a straight embryo, should either be excluded, or placed in a separate section, along with such as have an imbricated corolla, a slightly curved embryo, and didynamous stamens. *Prodr.* 444. It does not, however, appear necessary to separate the latter as a distinct order, but it is better to understand them as genera passing into the condition of Scrophulariaceæ, which are in fact nothing but unsymmetrical Solanaceæ. Upon this subject I have the following remarks in the Botanical Register :—

The general mode of distinguishing Solanaceæ from Scrophulariaceæ is by the very obscure character of the curved embryo of the former. It is true that Brown adds to this a plaited corolla, and stamens equal in number to the segments of the corolla and calyx; but it is plain that he considers these less absolute than the curved embryo, because he admits such plants as *Anthocercis*, which has didynamous stamens and an imbricated corolla, placing them indeed in a distinct section, but still referring them to Solanaceæ. Bartling in his valuable work on the Natural Orders of Plants, does not adopt this view, but attaches only a subordinate importance to the form of embryo, and makes the distinction between the two orders depend upon the plaited corolla and symmetrical flowers of Solanaceæ, as contrasted with the imbricated corolla and didynamous flowers of Scrophulariaceæ. Hooker adopts Brown's opinion, as I have also myself in the first edition of this work, and Arnott does the same, but with some misgivings as to its being right. In the *Nixus Plantarum*, I followed Bartling, abandoning my former view of the matter.

There can be only one reason for such a character as the curved embryo being adopted, in preference to all others, as an absolute distinction between two nearly allied orders, and that must be its uniformly accompanying other essential points of structure. How far this is the case will be apparent from

two or three plants allied to that now under consideration (*Petunia violacea*). In *Petunia nyctaginiflora* is found the common curved and twisted embryo of Solanaceae; but in *Petunia violacea*, the seeds of which cannot be externally distinguished from those of the latter, not even when lying side by side upon the field of the microscope, the embryo is perfectly straight and much shorter, «o that it appears to be of no more than specific importance in this case; in *Salpiglossis straminea* the embryo is curved and partly spiral; yet in all other characters the genus agrees with Scrophulariaceae: finally, in *Nicotiana persica*, which no one can doubt being a genuine species of Solanaceae, the embryo is nearly straight. We therefore are obliged to conclude, that a false importance has been given to this, as it certainly has to a great many other microscopic characters; a truth which has not escaped the acuteness of Fries. Hut to the plaited corolla and symmetrical flowers there are no exceptions that I know of; and these, therefore, I prefer as marks of distinction.

Solanaceae and Scrophulariaceae are, however, orders so very nearly related in nature, that scarcely any real limits can be expected between them. Where they touch, their similarity must almost amount to identity. Nevertheless, as the orders are no doubt most truly and naturally distinct to a great extent, I would not for the reasons just mentioned combine them. They should rather be considered as the connecting groups of two larger masses of plants, of which one has a tendency towards regular flowers and symmetrical stamens, and the other a tendency towards irregular flowers and didynamous stamens.

GEOGRAPHY. Natives of most parts of the world without the arctic and antarctic circles, especially within the tropics, in which the mass of the order exists, in the form of the genera *Solanum* and *Physalis*.

PROPERTIES. At first sight this family would seem to offer a strong exception to the general uniformity of structure and property, containing as it does the deadly Nightshade and Henbane, and the wholesome Potato and Tomato; but a little inquiry will explain this apparent anomaly. The tubers of the Potato are well known to be perfectly wholesome when cooked, any narcotic property which they possess being wholly dissipated by heat. This is the case with other succulent underground stems in equally dangerous families, as the Cassava among Euphorbiaceae; besides which, as De dandolle justly observes,— "Il ne faut pas perdre de vue que tous nos alimens renferment une petite dose d'un principe excitant, qui, s'il y était en plus grande quantité, pourrait être nuisible, mais qui y est nécessaire pour leur servir de condiment naturel." The leaves of all are narcotic and exciting, but in different degrees, from the *Atropa Belladonna*, which causes vertigo, convulsions, and vomiting, the well-known Tobacco, which will frequently produce the first and last of these symptoms, the Henbane and Stramonium, down to some of the *Solanum* tribe, the leaves of which are used as kitchen herbs. The juice of *Datura Stramonium* is used in the United States, in doses of from 20 to 30 grains, in cases of epilepsy, or of mania without fever. *DC.* The Quina of Brazil is the produce of *Solanum pseudoquina*, and is so powerful a bitter and febrifuge, that the Brazilians scarcely believe that it is not the genuine Jesuits' Bark. It has been analysed by Vauquelin, who found that it contained $\gamma\gamma$ of a bitter resinoid matter, slightly soluble in water, about $-fa$ of a vegetable bitter, and a number of other principles in minute quantities. *Plantes Usuelles*, 21. The juice of *Atropa Belladonna* is well known to produce a singular dilatation of the pupil of the eye. Duval found that the same property exists in *Solanum* of the *Dulcamara* tribe, but in a more feeble degree. It is in the fruit that the greatest diversity of character exists; *Atropa Belladonna*, *Solanum nigrum*, and others, are highly dangerous poisons; *Stramonium*, *Henbane*, and *Physalis*, are narcotic; the fruit of *Physalis Alkekengi* is diuretic, for which quality it is employed by veterinary surgeons; that of *Capsi-*

cum is pungent, or even acrid; some *Physalis* are subacid, and so wholesome as to be eaten with impunity; and, finally, the Egg plant, *Solanum esculentum*, and all the Tomato tribe of *Solanum*, yield fruits which are common articles of cookery. But it is stated that the poisonous species derive their properties from the presence of a pulpy matter which surrounds the seeds; and that the wholesome kinds are destitute of this pulp, the fruit consisting only of what botanists call the sarcocarp; that is to say, the centre of the rind, in a more or less succulent state. It must also be remembered, that if the fruit of the Egg-plant is eatable, it only becomes so after undergoing a particular process, by which all its bitter acrid matter is removed, and that the Tomato is always exposed to heat before it is eaten. The fruit of *Solanum Jacquini* is considered by the native practitioners of India as expectorant. The juice of that of *Solanum bahamense* is used in the West Indies in cases of sore throat. *Ainslie*, 2. 91. A decoction of the root of *S. mammosum* is bitter, and reckoned a valuable diuretic. *Ibid.* The roots of *Physalis flexuosa* are supposed by the Indian doctors to have deobstruent and diuretic qualities, and also to be alexipharmic. The leaves moistened with a little warm castor oil are a useful external application in cases of carbuncle. *Ibid.* 2. 15. The common Potato, in a state of putrefaction, is said to give out a most vivid light, sufficient to read by. This was particularly remarked by an officer on guard at Strasburgh, who thought the barracks were on fire, in consequence of the light thus emitted from a cellar full of potatoes. *Ed. P. J.* 13, 376. It has been supposed that Potash may be advantageously obtained from the stalk of Potatoes; but it appears, from the experiments of Macculloch and Hay, that the quantity they contain is so small as not to be worth the manufacture. *Ibid.* 2. 399. The deleterious principle of the Belladonna has been ascertained by Vauquelin to be a bitter nauseous matter, soluble in spirit of wine, forming an insoluble combination with tannin, and yielding ammonia when burnt. *DC. Prodr.* 225. The active principle of *Solanum Dulcamara* is an alkali, called Solania, which is in that plant combined with malic acid. *Turner*, 654. According to Mr. Houlton, the active principle of *Hyoscyamus* is only developed in the second year of its growth; a remark of much practical consequence. *Journ. of the R. Inst. Oct.* 1830, p. 196. A spinose species of *Solanum* called Burabara is reputed in Demarara to be an antidote to the bite of the Rattlesnake. *Ed. N. Ph. Journ. June* 1830, p. 169. For excellent remarks upon the geographical distribution and sensible properties of the order, especially with relation to Tobacco, see *Royle's Illustrations*, p. 279.

GENERA.

Juanulloa, R. et P.	Dierbachia, Spreng.	Withania, Pauquy.	Nicotiana, L.
<i>Ulloa</i> , Pers.	<i>Dunalia</i> , H. B. K.	Anisodus, Link.	Petunia, Juss.
Lycium, L.	Witheringia, L'Herit.	<i>Whitleya</i> , Swt.	Lehmannia, Spreng.
Acnistus, Schott.	Xuaresia, Fl. Per.	Nectouxia, H. B. K.	Scopolina, Schult.
Grabowskia, Schlecht.	<i>Physalis</i> , L.	Jaborosa, Lam.	<i>Scopolia</i> , Jacq.
Capsicum, L.	Herschellia, Bowd.	Solandra, L.	Hyoscyamus, L.
<i>Solanum</i> , L.	Duperreya, Gaudich.	<i>Swartzia</i> , Gmel.	Stigmatococca, W. rd.
Nycterium, Vent.	Nicandra, Adans.	Metternichia, Mik.	—————
Androcera, Nutt.	<i>Calydermos</i> , R. et P.	Datura, L.	Lamarkia, R. et Sch.
Bassovia, Aubl.	Atropa, L.	<i>Stramonium</i> , Bernh.	Dartus, Lour.
Aquartia, Jacq.	Mandragora, Tourn.	<i>Dutra</i> , Bernh.	Doraena, Thunb.
Lycopersicon, Tourn.	Saracha, R. et P.	<i>Ceratocaulis</i> , Bernh.	Bellonia, L.
	<i>Bellinia</i> , Roem. et Sch.	Brugmansia, R. et P.	Cotylanthera, Bl.
		Nierembergia, R. et P.	Triguera, Cav.
			Rousseau, Sm. (55)

ORDER CCXIX. CESTRACEJE.

SOLANACEJE, § Cestrins, *Schlecht. in Linnaea*. 7. 52. (1832).—CESTRINJE, *Martins Conspectus*, No. 121. (1835).

I do not attempt to characterize this assemblage of plants, being uncertain what its real peculiarity is. According to Schlechtendahl it has all the characters of Solanaceae, except that the embryo is nearly straight, and the cotyledons foliaceous. To this, however, it is possible that the valvate aestivation of the corolla ought to be added; but I am by no means sure that the species of *Periphragmos* of the Flora Peruviana, with -winged seeds, ought not to be included, although as they have an imbricated aestivation, and a tricarpeal fruit, they are placed in Polemoniaceae. These plants, which are very different from most of Jussieu's *Cantuas*, especially *C. quercifolia*, have much the habit of *Lycium* as well as *Vestia*. If they really do belong to Polemoniaceae they must be considered a connecting link between that order and Cestraceae.

GENERA.

Cestrum, L.	Seasea, R. et P.
Vestia, W.	Fabiara, R. et P. (56)

ALLIANCE VI. GENTIANALES.

ESSENTIAL CHARACTER.—*Flowers* symmetrical, usually tetrandrous or pentandrous. *Carpels* perpendicular to the axis of inflorescence (). *Fruit* either a dry capsule, or a berry, or a drupe, or composed of two diverging follicles. *Seeds* often winged or comose. *Leaves* almost always opposite.

ORDER CCXX. GENTIANACEJE. THE GENTIAN TRIBE.

GENTIANACEJE, *JUS**. *Gen.* 141. (1789) ; *R. Brown Prodr.* 449. (1810); *Lindl. Synops.* 177. (1829); *VonMartius Nov. Gen. Sc.* 2. 132. (1828); *Bartl. Ord. Nat.* 199. (1830); *Royle's Illustrations*, 276. (1835).

ESSENTIAL CHARACTER.—*Calyx* monophyllous, divided, inferior, persistent. *Corolla* monopetalous, hypogynous, usually regular, and persistent; the limb divided, equal, its lobes of the same number as those of the calyx, generally 5, sometimes 4, 6, 8, or 10; with an imbricated twisted aestivation. *Stamens* inserted upon the corolla, all in the same line, equal in number to the segments, and alternate with them; some of them occasionally abortive. *Pollen* 3-lobed or triple. *Ovary* single, 1- or 2-celled, many-seeded. *Style* 1, continuous; *stigmas* 1 or 2. *Capsule* or *berry* many-seeded, with 1- or 2-cells, generally 2-valved; the margins of the valves turned inwards, and in the genera with 1 cell, bearing the seeds; in the 2-celled genera inserted into a central placenta. *Seeds* small; *testa* single; *embryo* straight in the axis of soft fleshy albumen; *radicle* next the hilum.—*Herbaceous* plants, seldom *shrubs*, generally smooth. *Leaves* opposite, entire, without stipules, sessile, or having their petioles confluent in a little sheath, in most cases 3-5-ribbed; very rarely brown and scale like; sometimes alternate. *Flowers* terminal or axillary.

AFFINITIES. Very near Apocynaceae, from which the order differs in the herbaceous habit, permanent corolla, entire ovary, imbricated, not contorted, aestivation, want of milk, usually capsular fruit, and especially in the ribbed leaves which in by far the majority of cases afford a certain mark of recognition; to this may be added their bitterness. Brown remarks, that this order is better known by its habit than by any particular character; being on the one hand, allied to Polemoniaceae and Scrophulariacca?, from the latter of which

it is distinguished by its regular flowers, the stamens of which are equal to the lobes of the corolla, and from the former by the dehiscence of the capsule and the placentation of the seeds; and, on the other hand, to certain Apocynaceae. From Scrophulariaceae it is frequently difficult to distinguish this order, especially if the flowers are absent; Loganiaceae and Spigeliaceae are also very closely allied. For remarks on the three last, see those orders respectively. Von Martius, points out some differences between Gentianaceae and Scrophulariaceae, and their allies, which will further assist in distinguishing them. No Gentianaceae, except *Tachia*, have a hypogynous disk; and the two carpellary leaves of which the fruit is formed are lateral, or right and left with respect to the common axis of the inflorescence, their placentae being consequently anterior and posterior; but in Scrophulariaceae, Gesneraceae, Bignoniaceae, Acanthaceae, and their allies, a hypogynous disk is very common in the shape of a fleshy ring, or of glands, or teeth, and the two carpellary leaves are anterior and posterior, the dissepiment being consequently in the same transverse line as that which separates the upper from the lower lip. *Menyanthes* and *Villarsia* have been sometimes considered the type of a small order distinguished by the alternate and sometimes compound toothed leaves, but Royle has an alternate leaved *Swertia*. (*Illustr.* p. 277. t. 67. 2.) Von Martius excludes them absolutely; Brown places them at the end of the order: it will be seen, further on, that the properties of these plants are absolutely the same as those of Gentianaceae. *Crawfordia* seems to connect this order with Convolvulaceae and Polemoniaceae; and *Leiphaimos* a parasitical, scaly, leafless species offers an unexpected transition to Orobanchaceae. A clear natural relation even to Cinchonaceae is demonstrated by the circumstance of *Mitreola* and *Houstonia* having both been mistaken by good botanists for Cinchonaceous plants.

GEOGRAPHY. A numerous order of herbaceous plants, extending over almost all parts of the world, from the regions of perpetual snow upon the summits of the mountains of Europe, to the hottest sands of South America and India. They, however, do not appear in the Flora of Melville Island; but they form part of that of the Straits of Magellan.

PROPERTIES. The intense bitterness of the Gentian is a characteristic of the whole order; it resides both in the stems and roots, and renders them tonic, stomachic, and febrifugal; and it is very remarkable that there are no exceptions to these properties in the whole order, as it is now limited. The principal species enumerated by De Candolle are, *Gentiana lutea*, employed in France and England; *G. rubra*, substituted for it in Germany; *G. purpurea* in Norway; *G. amarella*, *campestris*, *cruciata*, *Chlora perfoliata*, *G. peruviana*, called *Cachen* in Peru, *G. Chirita* (*Agathotes*, Don), a famous stomachic of the East Indies, and *Coutoubea alba* and *purpurea*. The root of *Gentiana lutea*, notwithstanding its bitterness, contains a considerable proportion of sugar; it is, on this account, sometimes manufactured into brandy, for which purpose it is exported from some parts of Switzerland. *Menyanthes trifoliata* and *Villarsia nymphoides* are bitter, tonic, and febrifugal; and the same has been remarked of *Villarsia ovata*. *Essai Me'd.* 216. *Sabbatia angularis* is held in estimation in North America for its pure bitter, tonic, and stomachic virtues. *Barton*, 1. 259. The root of *Frazera Walteri* is a pure, powerful, and excellent bitter, destitute of aroma. It is accounted in North America not inferior to the Gentian or Calumbo of their shops. In its recent state it is said to possess considerable emetic and cathartic powers. *Ibid.* 2. 109. The roots of *Lisianthus pendulus* are used by the Brazilians in decoction as a febrifuge; they are intensely bitter. *Tachia guianensis* exudes little yellow drops of pellucid resin from the axils of the leaves; its bitter root is used as a febrifuge. *Von Martius*.

GENERA.

Gentiana, L.	Lomatogonium, Braun.	Canscora, Lam.	Irlbachia, Mart.
Asterias, Brkh.	Chlora, L.	Centaurium, Borkh.	Lisianthus, L.
Coilantha, Brkh.	Swertia, L.	Pladera, Roxb.	Tachia, Aubl.
*Gentianella, Col.	Halenia, Borkh.	Hoppea, Willd. Vahl.	Myrmecia, Schreb.
Crossvpetalum, Rth.	Voyra, Aubl.	Chironia, L.	Mitreola, L. Rich.
Urananthe, Gaud.	Vohiria, Lam.	Slevogtia, Rchb.	Houstonia, L.
*Eurythalia, Ren.	Lta, Schreb.	Coutoubea, Aubl.	Poiretia, Gmel.
Hippion, Schm.	Callophisma, Mart.	Picrium, Schreb.	Mitrasacme, La Bill.
•Ericala, Ren.	Dejanira, Chamiss.	Sebaea, Sol.	Enicostema, Bl.
•Pneumonantho, Cord.	Sabbatia, Adans.	Schultesia, Mart.	Tripterospermum, Bl.
Ctminalis, Brkh.	Frasera, Michx.	Prepusa, Mart.	Crawfurdia, Wall.
Thy Incites, Ren.	Centaurella, Michx.	Schüblera, Mart.	Leiphaimos, Schlecht.
Cyane, Ren.	Bartonia, Willd.	Curtia, Chamiss.	Villarsia, Vent.
Dasystephana, Ren.	Andrewsia, Spreng.	Cicendia, Adans.	Waldschmidtia,
Tetrorhiza, Ren.	Erythraea, Borkh.	Microcala, Lk.	Wigg.
Agathotes, Don.	Rich.	Exacum, L.	Schweykerta, Gmel.
Ophelia, Don.	Orthostemon, R. Br.	Helia, Mart.	Menyanthes, L.

The genera marked with an * are possibly mere sub-divisions of those they follow.

 ORDEH CCXXI. SPIGELIACE^AE. THE WORMSEED TRIBE.

SPIGELIACEJE, *Martins N. G. et Sp.* 2. 132. (1828).

ESSENTIAL CHARACTER.—*Calyx* inferior, regularly 5-parted. *Corolla* regular, with 5 lobes, which have a valvate aestivation. *Stamens* 5, inserted into the corolla all in the same line; *pollen* 3-cornered, with globular angles. *Ovary* superior, 2-celled; *style* articulated with it, inserted; *stigma* simple. *Fruit* capsular, 2-celled, 2-valved, the valves turned inwards at the margin and separating from the central placenta. *Seeds* several, small; *testa* single; *embryo* very minute, lying in a copious fleshy *albumen*, with the radicle next the *hilum*.—*Herbaceous* plants or *under-shrubs*. *Leaves* opposite, entire, with stipules, or a tendency to produce them. *Flowers* arranged in 1-sided spikes. *Pubescence* simple or stellate.

AFFINITIES. This order was founded by Von Martius, from whose splendid work upon the Brazilian Flora I extract the following remarks:—" There are many reasons for separating Spigelia from Gentianaceae ; and I am the more disposed to attend to those reasons, from seeing daily instances of the necessity of establishing new orders, to avoid weakening the characters of old ones. For example, Aquilariaceae, Datisceae, Hamamelaceae, and other orders constructed upon a few species, are so many instances of this practice, by which the science is both embellished and strengthened by our most skillful botanists. With regard to Spigelia, if we retain it among Gentianaceae, I do not know how we are to distinguish that order with certainty from those of its neighbourhood; for this genus approaches Scrophulariaceae in the division of the two valves of the fruit, and in the central, not parietal, origin of the placenta ; and Cinchonaceae in the insertion of the style into the ovary, and the distension of the petiole into the form of a stipule. Scrophulariaceae are, indeed, so nearly related to Gentianaceae, that the best botanists have admitted that there are scarcely any marks of distinction between them, besides the regular number of the stamens of the latter, and the simplicity of the valves of the capsule." (The position of the pericarpial leaves with relation to the axis of inflorescence, is known to be a certain mark of distinction between Gentianaceae and Scrophulariaceae.) " Some may possibly adduce the irregularity of the corolla of Scrophulariaceae, and the origin of the placenta from the mere inflexion of the valves of the capsule in Gentianaceae; but it must be remembered, that there are certain genera of Scrophulariaceae, such as *Limnophila*,

Xuaresia, Ourisia, and Veronica, the corolla of which is regular or nearly so ; and that certain Gentianaceae, for instance Exacura and Schiibleria, have central placentae, which, although deriving their origin from the inflexion of the valves of the capsule, yet become loose and more or less distinct. Others/ may refer to the aestivation as another source of differences, it being in Gentianaceae, on account of the lateral and somewhat contorted twisting of the,, nearly equal segments, *contorted-convolutive*, and in Scrophulariaceae, on account of the involution of the unequal segments towards the centre of the flower, merely *imbricated*; but these differences, on account of the different forms of the corolla in these extensive orders, are scarcely distinguishable, and are more available in theory than in practice. Besides, in Spigelia the aestivation is different from either, being valvate, with the margins of the segments often protruding into acute angles, and is more like that of Cinchonaceae. It must not be omitted, that while the seeds of Gentianaceae are uniformly indefinite, those of Spigelia are definite, or nearly so. Upon all these considerations, and to avoid confusing the distinctive characters of the orders, I have formed that of Spigeliaceae, the distinction of which will depend upon the symmetry of the stamens, corolline and calycine segments, the division of the valves of the capsule, and the presence of stipules. In this last point they approach Cinchonaceae, as also in a tendency in their leaves to become whorled, their intruded style, and valvate aestivation; but differ in their superior ovary, and the want of the glandular disk which covers the apex of the ovary of Cinchonaceae; so establishing, along with other things, an affinity between that order and Compositae and Umbelliferae," &c. &c. In one point of view Spigeliaceae bear the same relation to Gentianaceae as Cestraceae to Solanaceae.

GEOGRAPHY. All American, chiefly natives of the southern hemisphere within the tropics.

PROPERTIES. *Spigelia marilandica* root is used in North America as a vermifuge : if administered in Jarge doses, it acts powerfully as a cathartic. Its use is, however, attended occasionally with violent narcotic effects, such as dimness of sight, giddiness, dilated pupil, spasmodic motions in the muscles of the eyes, and even convulsions. *Barton, 2. 80.*

GENERA.

Canala, Pohl.
Spigelia, L.

ORDER CCXXII. APOCYNACEJE.

APOCYNÉJE, *JUSS. Gen. 143. (1789) in part; R. Brown Prodr. 465. (1810); IAndl. Synops. 176. (1829); RoyWs Illustrations, 269. (1835).*—CONTORTS, *Linn. STRYCHNEJE, DC. Thiorie, ed. 1. 217. (1813).*—VINCE*, *DC. and Duby Bot. Gall. 324. (1828), a § of Apocynes.*—STRYCHNACEJE, *Blume Bijdr. 1018. (1826); Link. Handb. 1. 439. (1829).*

ESSENTIAL CHARACTER.—*Calyx* divided into 5, persistent. *Corolla* monopetalous, hypogynous, regular, 5-lobed, with contorted aestivation, deciduous. *Stamens* 5, arising from the corolla, with whose segments they are alternate. *Filaments* distinct. *Anthers* 2-celled, opening lengthwise. *Pollen* granular, globose, or 3-lobed, immediately applied to the stigma. *Ovaries* 2, or 1 2-celled, polyspermous. *Styles* 2 or 1. *Stigma* 1. *Fruit* a follicle, capsule, or drupe, or berry, double or single. *Seeds* with fleshy or cartilaginous albumen; testa simple; embryo foliaceous; plumule inconspicuous; radicle turned towards the hilum.—*Trees* or *shrubs*, usually milky. *Leaves* opposite, sometimes whorled, seldom scattered, quite entire, often having ciliac or glands upon the petioles, but with no stipules. *Inflorescence* tending to corymbose.

ANOMALIES. Corolla valvate in *Gardneria*. Leaves subalternate in succulent species. *Rhazya* has alternate leaves.

AFFINITIES. These are strongest with *Asclepiadaceae*, in which they will presently be discussed; otherwise the order lies between *Cinchonaceae* and *Gentianaceae*. From *Cinchonaceae* it is distinguished by the superior ovary, contorted flowers, and absence of stipules: in room of which are, however, sometimes produced certain ciliae, or other appendages of the petiole, which the inexperienced observer may mistake for stipules. The same characters divide them from *Gentianaceae*; and I think the combination of these peculiarities is sufficient to destroy all doubt about the limits of any of these orders. From *Potaliaceae* and *Loganiaceae* they are distinguished almost entirely by the perfect symmetry of the calyx, corolla, and stamens, and the want of true stipules. I agree with Von Martius, Brown, and other botanists, who consider *Strychnae* a mere section of *Apocynaceae*, rather than a distinct order: it differs chiefly in its peltate seeds and simple succulent fruit. *Plumieria* is the most succulent genus of the order.

GEOGRAPHY. Natives of nearly the same localities as *Asclepiadaceae*, with the exception that they are less abundant at the Cape of Good Hope.

PROPERTIES. Not very different from those of *Asclepiadaceae*, but perhaps rather more suspicious. The order contains species with the same purgative, the same acrid, the same febrifugal qualities. The bark of *Cerbera manghas* is purgative; that of *Echites antidysenterica* is astringent and febrifugal. The leaves of *Nerium Oleander* contain an abundance of gallic acid; The fruit of the succulent-fruited genera is often emetic. The bark of the root and the sweet-smelling leaves of *Nerium odoratum* are considered by the native Indian doctors as powerful repellents, applied externally. The root, taken internally, acts as a poison. *Ainslie*, 2. 23. It would seem, from an examination by Arnott of flower-buds of a milk-tree called *Hya-hya* in Demerara, that this remarkable vegetable production belongs to this order. It is described by its European discoverer, to yield a copious stream of thick, rich, milky fluid, destitute of all acrimony, and only leaving a slight clamminess upon the lips. A tree which was felled on the banks of a small stream had completely whitened the water in an hour or two. Arnott calls it *Tabernaemontana utilis*. *Jameson's Journal*, Ap. 1830. The milk has been analysed by Christison, who finds it to consist of a small proportion of caoutchouc, and a large proportion of a substance possessing in some respects peculiar properties, which appear to place it intermediate between caoutchouc and the resins; it probably, therefore, has no nutritive qualities. *Ed. N. Ph. Journ.* June 1830, p. 34. Birdlime is obtained in Madagascar from the *Voacanga*; and the *caoutchouc* of Sumatra is produced by the genus *Urceola* (*elastica*). *Brown in Congo*, 449. A species of *Vahea* furnishes this substance in Madagascar, and *Willughbeia edulis* in India, but the latter of indifferent quality* *Royle*. The root of *Plumeria obtusa* is used as a cathartic in Java. *Ainslie*, 2. 137. The Conessi Bark of the British Materia Medica, the Palapatta of the Hindoos on the Malabar coast, is the produce of *Wrightia antidysenterica*; it is a valuable tonic and febrifuge. On the Coromandel side of India it seems chiefly to be given in dysenteric affections. The milky juice of the tree is used as a vulnerary. *Ibid.* 1. 88. The *Wrightia tinctoria* is extremely valuable as a dyer's plant, the blue colour it yields equalling Indigo. The wood of *Wrightia coccinea* for its lightness and strength is used in making palanqueens in the south of India, while in the north, that of *W. mollissima* is used by turners. *Royle*, 270. An infusion of the leaves of *Allamanda cathartica* is a valuable cathartic. *Ibid.* 2. 9. The leaves of *Cynanchum Argel* are used in Egypt for adulterating Senna. A powerful poison is yielded by the kernel of the Tanghin tree of Madagascar (*Cerbera Tanghin*), a single seed being

sufficient to destroy twenty persons; see the *Botanical Magazine*, folio 2968, for an excellent account of this plant. *Strychnos colubrina* is used in Java in intermittent fever, and as an anthelmintic. According to Horsfield, the Malays prepare from it an excellent bitter tincture. Virey says, in an over-dose it occasions tremors and vomiting. *Ainslie*, 2. 203. The St. Ignatius's bean (*Strychnos St. Ignatii*), called Papeeta in India, is prescribed by, the native practitioners of India in cholera with success: it is mixed with Jehiree or Durreoaye Narriol (*Cocos maldivica*). If given in over-doses, vertigo and convulsions come on; but they are easily cured by lemonade drank largely. *Trans. M. and P. S. Calc.* 3. 432. *Strychnos Tiente* is one of the kinds of Upas. *Royle*. The seeds of *Strychnos Nux vomica* are well known, under the latter name, for containing a dangerous narcotic property, which modern chemists have ascertained to depend upon the presence of a peculiar principle called strychnia. Small quantities of the extract have been given with uncertain success in cases of mania, gout, epilepsy, hysteria, and dysentery, and also in paraplegia and hemiplegia. *Ainslie*, 1. 321. This strychnia is one of the most violent poisons hitherto discovered; its energy is so great, that half a grain blown into the throat of a rabbit, occasioned death in the course of five minutes. Its operation is always accompanied with symptoms of locked jaw and other tetanic affections. *Turner*, 51. A peculiar acid, called by Pelletier and Caventou the Igasuric acid, occurs in combination with strychnia in *nux vomica* and the St. Ignatius bean; but its existence, as different from all other known acids, is doubtful. *Ibid.* 641. It is remarkable, that one of the most valuable febrifuges of Brazil belongs to this order. The bark of the *Strychnos Pseudo-quina* is fully equal to *Cinchona* in curing intermittent fevers; it appears to possess some of the dangerous properties of *nux vomica*; but according to the analysis of Vauquelin, it contains no strychnia whatever. *Pl. Usuelles*, no. 1. The seeds of *Strychnos potatorum*, *Nirmulee* of the natives of India, are sold in every bazaar for the purpose of clearing muddy water. Bitter almonds are said to be employed for the same purposes in Egypt, as those of the Kola are in Africa. Notwithstanding the poisonous nature of the seeds, the pulpy part of the fruit of some species is eaten by the natives of the countries where they are indigenous, as those of *S. innocua* in Egypt, of *S. pseudo-quina* in Brasil, of *S. potatorum* in India, and even that of *S. nux vomica* by birds. (Roxb.) To these exceptions to the general hurtful nature of this order must be added *Melodinus monogynus* and *Wilughbeia edulis* in India, *Carissa edulis* in Nubia, the Hya-hya already mentioned, and the Cream fruit of Sierra Leone; all of which yield edible fruit, while that of *Carissa carandas* is also eaten in India, and made into a jelly, as the best substitute for that most commonly employed in Europe. *Royle*, 272.

GENERA.

§ 1. ECHITEJE, Bartl.	Apocynum, L.	Amsonia, Walt.	<i>Strychnos</i> , L.
Echites, L.	Cryptolepis, R. Br.	Plumeria, L.	<i>Ignatiana</i> , Lour.
Pycnostelma, Bge.	Thenardia, H. B. K.	Plectanea, Pet. Thou.	§ 3. RAUWOLFIEJE,
Haemadictyon, Lindl.	Prestonia, R. Br.	Allamanda, L.	Bartl.
Ichnocarpus, R. Br.	Balfouria, R. Br.	Aspidosperma, Mart.	Cerbera, L.
Beaumontia, Wall.	Kerium, L.	§ 2. CARISSE^, Bartl.	Dicaryum, Willd.
Holarrhena, R. Br.	Strophanthus, DC.	Carissa, L.	Thevetia, Juss.
Pachypodium, Lindl.	Wrightia, R. Br.	Arduina, L.	Vallesia, R. et P.
Isonema, R. Br.	Alstonia, R. Br.	Ambelania, Aubl.	Voacanga, Pet. Thou.
Vallaris, R. Br.	Vinca, L.	Hancornia, Gomez.	Rauwolfia, L.
<i>Emericia</i> , R. et S.	Lochnera, Rchb.	Melodinus, Forst.	Ochrosia, Juss.
<i>Peltanthera</i> , Roth.	Tabernaemontana, L.	Landolphia, P. Beauv.	<i>Ophioxylon</i> , Pers.
Parsonsia, R. Br.	Vahea, Lam.	Rouhamon, Aubl.	<i>Tanghiniu</i> , Pet. Th.
<i>Forsteronia</i> , Meyer.	Urceola, Roxb.	<i>Lasiosstoma</i> , Schreb.	Cynoctonum, Gmel.
Lyonsia, R. Br.	Cameraria, L.		Hunteria, Roxb.

Alyxia, Banks.	Syringosma, Mart.	Dissolena, Lour.	Kopsia, Bl.
<i>Gynopogon</i> , Fors'-v.	Adenium, Ehrenb.	Leuconotis, Jack.	Helygia, Bl.
Ophioxylon, Burm.	Anabata, Willd.	Cyrtophyllum, Rwdt.	Hasseltia, Bl.
Willughbeia, Roxb.	Systrepha, Burch. (57)	Cereocoma, Wall.	Picrophlaeos, Bl.
Ancylocladus, Roxb.	Pacouria, Aubl.	Cryptolepis, Wall.	Chilocarpus, Bl.
_____	Couma, Aubl.	Orchippeda, Bl.	Rhazya, Decaisne.

Somewhere here seems to be the station of the little known

RETZIACEÆ.

Bartl. Ord. Nat. (1830).

The plants upon which it has been proposed to construct this group are very little known. They appear to differ from Apocynaceae principally in the aestivation of their corolla not being valvate, and have assuredly no relation whatever to Polemoniaceae. Retzia has in some measure the habit of Cerbera Thevetia.

GENERA.

Retzia, L.
Lonchostoma, Wikstr.

ORDER CCXXIII. ASCLEPIADACEÆ.

APOCYNÆ, *Juss. Gen.* 143. (1789) *in part*; *DC. and Duby Bot. Gall.* 323. (1828).—ASCLEPIADÆ, *R. Brown in Wern. Trans.* 1. 12. (1809); *Prodr.* 458. (1810); *Royle Illust.* 272. (1835); *Wighfs Contributions to the Botany of India*, No. 2. p. 77. (1834).

ESSENTIAL CHARACTER.—*Calyx* 5-divided, persistent. *Corolla* monopetalous, hypogynous, 5-lobed, regular, with imbricated, very seldom valvular, aestivation, deciduous. *Stamens* 5, inserted into the base of the corolla, alternate with the segments of the limb. *Filaments* usually connate. *Anthers* 2-celled, sometimes almost 4-celled in consequence of their dissepiments being nearly complete. *Pollen* at the period of the dehiscence of the anther cohering in masses, either equal to the number of the cells, or occasionally cohering in pairs and sticking to 5 processes of the stigma either by twos, or fours, or singly. *Ovaries* 2. *Styles* 2, closely approaching each other, often very short. *Stigma* common to both styles, dilated, 5-cornered, with corpusculiferous angles. *Follicles* 2, 1 of which is sometimes abortive. *Placenta* attached to the suture, finally separating. *Seeds* numerous, imbricated, pendulous, almost always comose at the hilum. *Albumen* thin. *Embryo* straight. *Cotyledons* foliaceous. *Radicle* superior. *Plumule* inconspicuous.—*Shrubs*, or occasionally *herbaceous* plants, almost always milky, and often twining. *Leaves* entire, opposite, sometimes alternate or whorled, having ciliae between their petioles in lieu of stipules. *Flowers* somewhat umbelled, fascicled, or racemose, proceeding from between the petioles. *R. Br.*

ANOMALIES. *Periploca* and some others have granular pollen. *Corolla* valvate in *Leptadenia*.

AFFINITIES. SO closely are these plants allied to Apocynaceae, that the affinities of the one are precisely the same as those of the others; I shall therefore, in this place, speak of the difference between those two orders, and of the peculiarities of that more immediately under consideration. Brown, who distinguishes them, admits (*Flinders*, 564) that they differ solely in the peculiar character of their sexual apparatus; but this is of so unusual a kind in Asclepiadaceae, that it justifies a deviation from the general rule, that orders cannot be established upon solitary characters. In Apocynaceae the stamens are distinct, the pollen powdery (that is to say, in the ordinary state), the stigma capitate and thickened, but not particularly dilated, and all these parts

distinct the one from the other. But in Asclepiadaceae the whole of the sexual apparatus is consolidated into a single body, the centre of which is occupied by a broad disk-like stigma, and the grains of pollen cohere in the shape of waxy bodies attached finally to the 5 corners of this stigma, to which they adhere by the intervention of peculiar glands. For a long time this structure was misunderstood; but Brown, in a dissertation in the Transactions of the Wernerian Society, placed its true nature beyond doubt. I subjoin the explanation given by this celebrated botanist, who thus describes the flower of *Asclepias syriaca* :—

" The flower-bud of this plant I first examined, while the unexpanded corolla was yet green and considerably shorter than the calyx. At this period the gland-like bodies which afterwards occupy the angles of the stamen were absolutely invisible; the furrows of its angles were extremely slight, and, like the body of the stigma, green; the antherae, however, were distinctly formed, easily separable from the stigma, and their cells, which were absolutely shut, were filled with a turbid fluid, the parts of which did not so cohere as to separate in a mass; of the cuculli, which in the expanded flower are so remarkable, and constitute the essential character of the genus, there was no appearance.

" In the next stage submitted to examination, were the corolla nearly equalled the calyx in length, the gland-like bodies of the stigma were become visible, and consisted of 2 nearly filiform, light brown, parallel, contiguous, and membranaceous substances, secreted by the sides of the furrow, which was now somewhat deeper. Instead of the filiform processes, a gelatinous matter occupied an obliquely descending depression proceeding from towards the base of each side of the angular furrow.

" In a somewhat more advanced stage, the membranes which afterwards become glands of the stigma were found to be linear, closely approximated, and to adhere at their upper extremity. At the same time the gelatinous substance in the oblique depression had acquired a nearly membranaceous texture and a light brown colour; and on separating the glands from its furrow, which was then practicable, this membrane followed it. At this period, too, the contents of each cell of the anthera had acquired a certain degree of solidity, a determinate form, and were separable from the cell in one mass; the cuculli were also observable, but still very small and green, nearly scutelliform/having a central papilla, the rudiment of the future horn-like process. Immediately previous to the bursting of the cells of the antherae, which takes place a little before the expansion of the corolla, the cuculli are completely formed, and between each, a pair of minute, light green, fleshy teeth are observable, the single teeth of each pair being divided from each other by the descending alae of the antherae. The glands of the stigma have acquired a form between elliptical and rhomboidal, a cartilaginous texture, and a brownish black colour; they are easily separable from the secreting furrow, and on their under surface there is no appearance of a suture, or any indication of their having originally consisted of two distinct parts: along with them separate also the descending processes, which are compressed, membranous, and light brown; their extremity, which is still unconnected, being more gelatinous, but not perceptibly thickened. The pollen has acquired the yellow colour, and the degree of consistence which it afterwards retains. On the bursting of the cells, the gelatinous extremity of each descending process becomes firmly united with the upper attenuated end of the corresponding mass of pollen. The parts are then in that condition in which they have been commonly examined, and are exhibited in the figures of Jacquin, who, having seen them only in this state, naturally considered these plants as truly gynandrous, regarding the masses of pollen as the anthers, originating

in the glands of the stigma, and merely immersed in the open cells of the genuine anthera?, which he calls antheriferous sacs; an opinion in which he has been followed by Rottbcell, Koelreuter, Cavanilles, Smith, and Desfontaines. The conclusion to be drawn from the observations now detailed is sufficiently obvious; but it is necessary to remark, that these observations do not entirely apply to all the plants which I have referred to the Asclepiadeae; some of them, especially *Periploca*, having a granular pollen, applied in a very different manner to the glands of the stigma; they all, however, agree in having pollen coalescing into masses, which are fixed or applied to processes of the stigma, in a determinate manner; and this is, in fact, the essential character of the order. Dr. Smith, in the second edition of his valuable *Introduction to Botany*, has noticed my opinion on this subject: but, probably from an indistinctness in the communication, which took place in conversation, has stated it in a manner somewhat different from what I intended to convey it to him; for, according to his statement, the pollen is *projected* on the stigma. The term projection, however, seems to imply some degree of impetus, and at the same time presents the idea of something indeterminate respecting the part to which the body so projected may be applied. But nothing can be more content than the manner in which the pollen is attached to the process of the stigma in each species."

The order is one of those which contain indifferently what are called succulent plants and such as are in the usual state of other plants; this excessive development of the cellular tissue of the stem, and reduction of that of the leaves, is in its greatest degree in *Stapelia* and *Ceropegia*; it is diminished in *Dischidia*, the succulence of which is confined to the leaves; and it almost disappears in *Hoya*, the stem of which is in the usual state, but the leaves between fleshy and leathery.

GEOGRAPHY. Africa must be considered as the great field of Asclepiadaeae, especially its southern point, where vast numbers of the succulent species occupy the dry and sterile places of that remarkable country. In tropical India and New Holland, and in all the equinoctial parts of America, they all abound. Two genera only are found in northern latitudes, one of which, *Asclepias*, abounds in species, and is confined apparently to the eastern side of North America; the other, *Cynanchum*, is remarkable for extending from 59° north latitude to 32° south latitude.

PROPERTIES. The roots are generally acrid and stimulating, whence some of them act as emetics, as *Cynanchum tomentosum* and *Periploca emetica*; others are diaphoretic and sudorific, as the purgative *Asclepias decumbens*, which has the singular property of exciting general perspiration without increasing in any perceptible degree the heat of the body; it is constantly used in Virginia against pleurisy. *DC.* Their milk is usually acrid and bitter, and is always to be suspected, although it probably participates in a slight degree only in the poisonous qualities of that of Apocynaceae, if we can judge from the use of some species as articles of food. *Asclepias lactifera* is said to yield so sweet and copious a milk, that the Indians use it for aliment; and *Pergularia edulis*, *Periploca esculenta*, *Asclepias aphylla* and *stipitacea*, are all reported to be eatable. *DC.* The Cow Plant of Ceylon, or Kiriaghuna plant, *Gymnema lactiferum*, yields a milk of which the Cingalese make use for food; its leaves are also used when boiled. But very little is known about the real qualities of such plants. The root and tender stalks of *Asclepias volubilis* L. sicken and excite expectoration. *Ainslie*, 2. 154. *Asclepias tuberosa*, or Butterfly weed, is a popular remedy in the United States for a variety of disorders; its properties seem to be those of a mild cathartic, and of a certain diaphoretic attended with no inconsiderable expectorant effect. *Barton*, 1. 244. The root of *Diplolepis vomitoria* has a bitterish and somewhat nauseous taste.

The Indian doctors prize it for its expectorant and diaphoretic qualities. It possesses virtues somewhat similar to those of Ipecacuanha, and has been found an extremely useful medicine in dysenteric complaints. *Ainslie*, 2. 84. A decoction of *Asclepias curassavica* is said to be efficacious in gleet and fluor albus. *Lunan*, 1. 64. The root and bark, and especially the inspissated milk, of *Calotropis gigantea*, the Akund, Yercum, or Mudar plant of India, is a powerful alterative and purgative; it is especially in cases of leprosy, elephantiasis, intestinal worms, and venereal affections that it has been found important. A variety of cases are mentioned in books upon Indian medicine; and there seems to be no doubt that this will form one of the most important of all the articles of the *Materia Medica*. See, for information upon this point, *Ainslie's Materia Medica*, 1.486.; *Trans. of the Med. Chir. Soc.* vol. 10.; *Edinb. Med. Chir. Trans.* 1. 414. The leaves of *Cynanchum Argel* are used in Egypt for adulterating Senna. The Sarsaparilla of India is chiefly the root of *Henriadesmus* (*Periploca*) *indica*; a decoction of it is prescribed by European practitioners in cutaneous diseases, scrofula, and venereal affections. *Ainslie*, 1. 382. It is more than probable that *Caoutchouc* is contained in several, as *Cynanchum ovalifolium*, according to Wallich, yields excellent *Caoutchouc* at Penang; the tenacity of some species may be owing to its presence, as of *Marsdenia tenacissima* employed for bowstrings by the mountaineers of Rajmahal; the fibre of this plant, and of *Urtica tenacissima* was the strongest Roxburgh ever met with. *Orphanthera viminea*, attaining a height of 10 feet, is also remarkable for the length and tenacity of its fibre. Some species yield indigo of excellent quality, as *Marsdenia tinctoria* found in Sylhet, and *Gymnena tingens*. *Royle's Illustrations*, p. 274., which see for much more interesting matter connected with the sensible properties of plants of this order, and especially of the *Mudar*.

GENERA.

§ 1. GENUINJE, Bartl.	<i>Pterostelma</i> , Wght.	<i>Urostelma</i> , Bge.	<i>Physianthus</i> , Mart.
<i>Ceropegia</i> , L.	<i>Physostelma</i> , Wght.	<i>Oxypetalum</i> , R. Br.	<i>Baxtera</i> , Reichenb.
<i>Stephanotis</i> , Pet. Th.	<i>Tylophora</i> , R. Br.	<i>Gothofreila</i> , Vent.	<i>Harrisonia</i> , Hook.
<i>Huernia</i> , R. Br.	<i>Belostemma</i> , Wall.	<i>Sonninia</i> , Reichenb.	<i>Secamone</i> , R. Br.
<i>Piранthus</i> , R. Br.	<i>Iphia</i> , W. et A.	<i>Diplolepis</i> , R. Br.	<i>Oncinema</i> , W. et A.
<i>Stapelia</i> , L.	<i>Marsdenia</i> , R. Br.	<i>Seutera</i> , Reichenb.	<i>Toxocarpus</i> , W. et A.
<i>Caruncularia</i> , Haw.	<i>Cosmostigma</i> , Wght.	<i>Lyonia</i> , Ell.	<i>Goniostemma</i> , Wall.
<i>Duvalia</i> , Haw.	<i>Heterostemon</i> , W. et A.	<i>Holostemma</i> , R. Br.	§ 2. PERIPLOCEJE,
<i>Obesia</i> , Haw.	<i>Pergularia</i> , L.	<i>Fischeria</i> , PC.	Bartl.
<i>Orbea</i> , Haw.	<i>Dischidia</i> , R. Br.	<i>Cynanchum</i> , L.	<i>Brachylepis</i> , W. et A.
<i>Tromotriche</i> , Haw.	<i>Gymnema</i> , R. Br.	<i>Vincetoxicum</i> , Pers.	<i>Decalepis</i> , W. et A.
<i>Tridentea</i> , Haw.	<i>Sarcobolus</i> , R. Br.	<i>Schubertia</i> , Mart.	<i>Streptocaulon</i> , W. et A.
<i>Podanthe</i> , Haw.	<i>Gonolobus</i> , Rich.	<i>Solenostemma</i> , Hayne	<i>Hemidesmus</i> , R. Br.
<i>Gtmostemon</i> , Haw.	<i>Matelea</i> , Aubl.	<i>Metaplexis</i> , R. Br.	<i>Finlaysonia</i> , Wall.
<i>Apteranthes</i> , Mikan.	<i>Hostia</i> , Willd.	<i>Ditassa</i> , R. Br.	<i>Periploca</i> , L.
<i>Desmidochus</i> , Ehrenb.	<i>Asclepias</i> , L.	<i>Daemia</i> , R. Br.	<i>Gymnanthera</i> , R. Br.
<i>Brachystelma</i> , Ker.	<i>Acerates</i> , Ell.	<i>Dimia</i> , Spreng.	<i>Cryptostegia</i> , R. Br.
<i>Caralluma</i> , R. Br.	<i>Gomphocarpus</i> , R. Br.	<i>Philibertia</i> , H.B.K.	—————
<i>Boucerosia</i> , W. et A.	<i>Ensenia</i> , Nutt.	<i>Sarcostemma</i> , R. Br.	<i>Schistogyne</i> , H. et A.
<i>Hitchinia</i> , W. et A.	<i>Xysmalobium</i> , R. Br.	<i>Eustegia</i> , R. Br.	<i>Phyllanthera</i> , Bl.
<i>Microstemma</i> , R. Br.	<i>Podostigma</i> , Ell.	<i>Pentaphragma</i> , Zucc.	<i>Leposma</i> , Bl.
<i>Eriopetalum</i> , Wght.	<i>Calotropis</i> , R. Br.	<i>Metastelma</i> , R. Br.	<i>Leptostemma</i> , Bl.
<i>Leptadenia</i> , R. Br.	<i>Lachnostoma</i> , H.B.K.	<i>Tweedia</i> , H. et A.	<i>Conchophyllum</i> , Bl.
<i>Orphanthera</i> , Wght.	<i>Macrocepis</i> , H.B.K.	<i>Microlooma</i> , R. Br.	<i>Fereiria</i> , Velloz.
<i>Pentasacme</i> , Wall.	<i>Kanahia</i> , R. Br.	<i>Astephanus</i> , R. Br.	<i>Hybanthera</i> , Endl.
<i>Hoya</i> , R. Br.	<i>Raphistemma</i> , Wall.	<i>Arauja</i> , Brot.	<i>Pentatropis</i> , R. Br.
<i>Schollia</i> , Jacq.	<i>Oxystelma</i> , R. Br.		

ALLIANCE VII. LOGANIALES.

ESSENTIAL CHARACTER. — *Flowers* unsym metrical. *Stamens* never 2, usually more numerous; often more than the segments of the corolla. *Leaves* always opposite.

ORDER CCXXIV. LOGANIACEÆ.

LOGANIEJE, R. Brown in *Flinders*, (1814); *Von Martius N. Gen. et Sp. Pl.* 2. 133. (1828); *Bartl. Ord. Nat.* 205 (1830); *Arnott in Edinb. Encycl.* 120. (1832).

ESSENTIAL CHARACTER.—*Calyx* inferior, 5-parted. *Corolla* regular or irregular, with convolute aestivation. *Stamens* arising from the corolla, all placed upon the same line, 5 or 1, therefore not always symmetrical with the divisions of the corolla; *pollen* with 3 bands. *Ovary* superior, 2-celled; *style* continuous; *stigma* simple. *Fruit* either capsular and 2-celled with placentae finally becoming loose; or drupaceous, with 1- or 2-seeded stones. *Seeds* peltate, with a finely reticulated integument, sometimes winged; *albumen* fleshy or cartilaginous; *embryo* with the radicle turned towards the hilum.—*Shrubs, herbaceous plants, or trees.* *Leaves* opposite, entire, usually with stipules which are combined in the form of interpetiolar sheaths. *Flowers* racemose, corymbose, or solitary.

AFFINITIES. It is not clear, from the remarks upon *Logania* by Brown in his *Prodromus*, whether he intended to establish this order or not. He states that he has placed *Logania* at the end of *Gentianaceae*, on account of some affinity between it and *Exacum* and *Mitrasacme*, and also because it does not answer ill to the artificial character of that order; adding that it, however, might have a still closer connexion with *Apocytaceae* and with *Usteria* among *Cinchonaceae*. He further points out the close relation of *Geniostoma* to *Logania*, and concludes by inquiring whether those 2 genera do not, with *Anasser*, *Fagraea*, and *Usteria*, form an order intermediate between *Apocynaceae* and *Cinchonaceae*. This view has been adopted by *Von Martius*, with the exception of *Fagraea*, which he places among his *Potaliaceae*; he founds the distinction of the order upon the want of symmetry between the parts of the calyx, corolla, and stamens, upon the aestivation of the corolla being convolute, not contorted, and in the presence of stipules combined in interpetiolar sheaths. Mr. Arnott remarks to me (letter, Dec. 1835.) that the order may be in some respects looked upon as consisting of *Cinchonaceae* with superior fruit.

GEOGRAPHY. Found in tropical India and Africa, and in the temperate parts of New Holland.

PROPERTIES. Unknown.

GENERA.

<i>Logania</i> , R. Br.	<i>Geniostoma</i> , Forst.	<i>Usteria</i> , Lam.	<i>Gsertnera</i> , Lain.
<i>Euosma</i> , Andr.	<i>Anasser</i> , Juss.	<i>Fagraea</i> , Thunb.	<i>Andersonia</i> , W. hrb.
	? <i>Gardneria</i> , Wall.	<i>Willughbeia</i> , Scop.	<i>Pagamea</i> , Aubl.

ORDER CCXXV. POTALIACEÆ.

Brown in Tuckey, 449 (1819). *POTALIE-E*, *Martius N. G. et Sp.* 2. 91. and 133. (1828); *Royle Illustr.* 269. (1835).

ESSENTIAL CHARACTER.—*Calyx* inferior, with 4, 5, or 6 partitions. *Corolla* regular, with from 5 to 10 divisions, which are therefore not symmetrical with the segments of the calyx; the aestivation contorted, convolute. *Stamens* arising from the corolla, all upon the same line; *pollen* simple, elliptical. *Ovary* superior; *style* continuous; *stigma* simple.

Fruit succulent, with fr̄om 2 to 4 cells, and central placentae. *Seeds* numerous, peltate; *testa* double; *embryo* supposed by Von Martius to be heterotropous (that is, to have its radicle not turned towards the hilum), lying in cartilaginous *albumen*.—*Trees* or *shrubs*, quite smooth. *Leaves* opposite, entire, united by interpetiolar sheathing stipules. *Flowers* terminal, with bracts, in panicles or corymbs.

AFFINITIES. According to Von Martius, this order lies between Loganiaceae and Apocynaceae. Its chief characteristics are the inequality of the segments of the calyx and corolla and the stamens, and a 4-lobed placenta, which produces in *Fagraea obovata*, according to Wallich, a 4-celled berry. With that part of Apocynaceae to which *Strychnos* belongs the order very nearly agrees, differing principally in the above-mentioned character, the aestivation of the calyx, and the embryo not being foliaceous, agreeing in the peltate seeds and corneous albumen.

GEOGRAPHY. Natives of the tropics of Africa, America, and India.

PROPERTIES. An infusion of the leaves of *Potalia resinifera* is slightly mucilaginous and astringent, and is used in Brazil as a lotion for inflamed eyes. *Von Martius*, 2. 90. *Potalia amara* is bitter like the Gentians, and acrid and emetic like Apocynaceae. *DC. Prodr. Mid.* 217.

GENERA.

Potalia, Aubl.
Nicandra, Schreh.
Anthocleista, Afz.

ALLIANCE VIII. OLEALES.

ESSENTIAL CHARACTER. *Flowers* regular, but unsymmetrical, always diandrous.

ORDER CCXXVI. OLEACEAE. THE OLIVE TRIBE.

OLEINEJE, *Hoffmannsegg et Link Fl. Port.* (1806); *Brown Prodr.* 522. (1810); *Lindl. Synops.* 171. (1829).—LILACE/E, *Vent. Tabl.* 1. 306. (1799).—FRAXINEJE, *Martius Conspectus*, No. 209. (1835).

ESSENTIAL CHARACTER.—*Flowers* hermaphrodite, sometimes dioecious. *Calyx* monophyllous, divided, persistent, inferior. *Corolla* hypogynous, monopetalous, 4-cleft, occasionally of 4 petals connected in pairs by the intervention of the filaments, sometimes without petals; (*Estivation* somewhat valvate. *Stamens* 2, alternate with the segments of the corolla or with the petals; *anthers* 2-celled, opening longitudinally. *Ovary* simple, without any hypogynous disk, 2-celled; the *cells* 2-seeded; the *ovules* pendulous and collateral; *style* 1 or 0; *stigma* bifid or undivided. *Fruit* drupaceous, berried, or capsular, often by abortion 1-seeded. *Seeds* with dense, fleshy, abundant albumen; *embryo* about half its length, straight; *cotyledons* foliaceous, partly asunder; *radicle* superior; *plumule* inconspicuous.—*Trees* or *shrubs*. *Branches* usually dichotomous and ending abruptly by a conspicuous bud. *Leaves* opposite, simple, sometimes pinnated. *Flowers* in terminal or axillary racemes or panicles; the *pedicels* opposite, with single bracts. *R. Br.*

ANOMALIES. *Fraxinus* is generally apetalous.

AFFINITIES. Very near Jasminaceae, with which they are combined by Ach. Richard; see the observations upon that order. To some, it, I believe, still appears expedient to separate the small tribe of Lilaceae, the representative of which is the Lilac of the gardens; but I am not aware of there being any greater peculiarity in that plant than its capsular fruit, a character very rarely of importance in distinguishing orders. Reichenbach thinks Oleaceae

related to Styraceae, because, according to Hayne (*Arznfyw. XL 23. adn. ult.*) a sort of StoraxMs yielded by *Olea europaea*. De Candolle suggests (*Essai Mid. p. 204.*) that the Ash is related to the Maple tribe, and this view is lately adopted by Von Martius; I also find in the same work the following very good observations upon this order:—"However heterogeneous the Olive tribe may appear as at present limited, it is remarkable that the species will all graft upon each other; a fact which demonstrates the analogy of their juices and their fibres. Thus the Lilac will graft upon the Ash, the *Chionanthus* and the *Fontanesia*, and I have even succeeded in making the Persian Lilac live ten years on *Phillyrea latifolia*. The Olive will take on the *Phillyrea*, and even on the Ash: but we cannot graft the Jasmine on any plant of the Olive tribe: a circumstance which confirms the propriety of separating these two tribes."

GEOGRAPHY. Natives chiefly of temperate latitudes, inclining towards the tropics, but scarcely known beyond 65° N. lat. The Ash is extremely abundant in North America; the *Phyllireas* and *Syringas* are all European or Eastern plants. A few are found in New Holland and elsewhere within the tropics. One Ash is a native of Nipal.

PROPERTIES. This order (and *Aurantiaceae*) offer one of the few instances of oil being contained in the pericarp, from which Olive oil is entirely expressed; in most other plants oil is yielded by the seed. The flowers are frequently slightly fragrant; those of *Olea fragrans* are employed in China for flavouring tea. The bark of the Olive, but especially of the Ash, is so bitter and astringent, that it has been not only highly celebrated as a febrifuge, but even compared with *Quinquina* (DC) for effect. The sweet gentle purgative, called Manna,* is a concrete discharge from the bark of several species of Ash, but especially from *Fraxinus rotundifolia*. The sweetness of this substance is not due to the presence of sugar, but to a distinct principle, called Mannite, which differs from sugar in not fermenting with water and yeast. *Turner*> 682. A peculiar substance, called *Olivile*, is contained in the gum of *Olea europaea*. *Ibid.* 701.

GENERA.

<i>Olea</i> , L.	<i>Notelaea</i> , Venten.	<i>Chionanthus</i> , L.	<i>Myxopyrum</i> , Bl.
<i>Osmanthus</i> , Lour.	<i>Physospermum</i> ,	<i>Ligustrum</i> , L.	<i>Chondrospermum</i> ,
<i>Phillyrea</i> , L.	Gaertn.	<i>Syringa</i> , L.	Wall.
<i>Fontanesia</i> , La Bill.	<i>Linociera</i> , Sw.	<i>Noronhia</i> , Thouars.	§ <i>FRAXINEJE</i> , Bartl.
	<i>Mayepea</i> , Aubl.	<i>Pachyderma</i> , Bl.	<i>Fraxinus</i> , L.
			<i>Ornus</i> , Scop.

ORDER CCXXVII JASMINACEJE. THE JASMINE TRIBE.

JASMINES, *JUSS. Gen. Plant.* 104. (1789) *in part*; *R. Brown Prodr.* 520. (1810).

ESSENTIAL CHARACTER.—*Calyx* divided or toothed, persistent. *Corolla* monopetalous, hypogynous, regular, hypocrateriform, with from 5 to 8 divisions, which lie laterally upon each other, being imbricated and twisted in aestivation. *Stamens* 2, arising from the corolla, enclosed within its tube. *Ovary* destitute of a hypogynous disk, 2-celled, with

Of this substance Royle mentions the following as known in India. 1. The best, called *owerkhist*, said to be procured from a tree of Khorasan, perhaps a species of *Fraxinus*; 2. *Torunjbeen*, the produce of *Alhagi Maurorum*; 3. *Guzunjbeen*, from a Tamarisk; 4. *Shukhr-ool-askur*, found on *Calotropis procera*, or a kindred species; and 5, one kind is mentioned as being obtained from an Umbelliferous plant. *Illustr.* 267.

1-seeded cells, the ovules in which are erect; *style* 1; *stigma* 2-lobed. *Fruit* either a double *berry* or a *capsule* separable in two. *Seeds* either with no albumen, or very little; *embryo* straight; *radicle* inferior.—*Shrubs*, having usually twining stems. *Leaves* opposite or alternate, mostly compound, ternate or pinnate, with an odd one; sometimes simple, the petiole almost always having an articulation. *Flowers* opposite, in corymbs. *R. Br.*

AFFINITIES. Formerly combined with Oleaceae, from which they are distinguished by Brown by their ovules being erect, their seed with no, or very little, albumen, by the aestivation of the corolla being imbricate, not valvate, and by the number of its divisions being five or more, and consequently not regularly a multiple of the stamens, instead of 4, which is a multiple of them. Ach. Richard (*Ann. des Sc.* 350.) endeavours to shew that these differences are insufficient. He states, that the ovules of Jasminaceae are originally pendulous, as in Oleaceae; but that they subsequently become erect in consequence of the growth of the ovary, whose apex does not elongate, while its sides extend considerably during the growth of the fruit. He says, upon the authority of his father, that albumen does exist in *Jasminum* and *Nyctanthes*; a fact which had been previously mentioned by Brown in defining the orders, but to which that distinguished botanist attached no importance, because only a small quantity was found by him to exist, while it is very abundant in Oleaceae; and he probably conceived, as I certainly do, that it is the difference of its quantity only which gives the albumen value as a mark of ordinal distinction. I confess it does not appear to me that these remarks lessen the propriety of dividing Jasminaceae and Oleaceae, which are still known by abundantly sufficient characters. The affinity of Jasminaceae, otherwise, is with those monopetalous orders, in which the number of stamina is different from that of the divisions of the corolla, as Labiatae, Scrophulariaceae, Verbenaceae, and the like, but particularly with the latter, which sometimes resemble them in their fruit, as *Clerodendron*. Brown stations them between Pedaliaceae and Oleaceae (*Prodr.*); De Candolle between Oleaceae and Strychnaceae (*Thdorie*, ed. 2.).

GEOGRAPHY. Chiefly inhabitants of tropical India, in all parts of which they abound. One *Jasminum* only is mentioned from South America, but there are at least 3 species of *Bolivaria* on that continent; a few are natives of Africa and the adjoining islands; New Holland contains several; and, finally, 2 extend into the southern climates of Europe.

PROPERTIES. Not very different from Oleaceae in qualities, except that their oil is deliriously fragrant, and produced by the flowers, and not by the pericarp. The genuine essential oil of Jasmine of the shops is produced by *Jasminum officinale* and *grandiflorum*; but a similar perfume is also procured from *Jasminum Sambac*. The leaves of *Jasminum undulatum* are slightly bitter. The bitter root of *Jasminum angustifolium*, ground small and mixed with powdered *Acorus Calamus* root, is considered in India as a valuable external application in cases of ringworm. *Ainslie*, 2. 52. In India Proper the tube of the corolla of *Nyctanthes arbor tristis* is used as an orange dye. *Buchanan L.* 7V. 13. 484. This plant, the *Hursinghar* of India, scents the gardens with its delicious perfumes only during the night, covering the ground in the morning with its short-lived flowers, which being collected like those of the *Chumbelee* (*Jasminum grandiflorum*) are strung on threads and worn as necklaces, or entwined in the hair of the native women. *Royle*, 269.

GENERA.

<i>Jasminum</i> , L.	<i>Nyctanthes</i> , L.	<i>Bolivaria</i> , Schlecht.
<i>Mogorium</i> , JUBS.	<i>Forsythia</i> , Vahl.	<i>Menodora</i> , Humb. Bonpl.

CLASS II. GYMNOSPERMS.

SYNORHIZA, *Rich. Anal, du Fr. Eng. ed.* (1819).—PHANEROGAMES GYMNO9PERMES, *Ad. Brongniart Veget. Foss.* 88. (1828).—GYMNOSPERM^E, *Nixus Plantarum*, 21. (1833).

ESSENTIAL CHARACTER.—These agree in all respects with Exogens, except that their ovules instead of being enclosed in a pericarp are exposed naked to the fertilizing influence of the pollen.

The plants comprehended in this class have nearly an equal relation to flowering and flowerless plants. With the former they agree in habit, in the presence of sexes, and in their vascular tissue being complete; with Ferns and Lycopodiums, among the latter, they also accord in habit, in the peculiar gyrate vernation of the leaves of Cycadaceae, in their spiral vessels being imperfectly formed, and in the sexes being less complete than in other flowering plants; the females wanting a pericarpial covering, and receiving fertilization directly through the foramen of the ovule, without the intervention of style or stigma, and the males consisting of leaves imperfectly contracted into an anther bearing a number of pollen-cases upon their surface. So great is the resemblance between Lycopodiums and certain Conifera, that I know of no external character, except size, by which they can be distinguished. Gymnosperms are known from most other Vasculares by the vessels of their wood having large apparent perforations or disks. It is not, however, on this account to be understood that these differ in growth from other Exogenous plants; on the contrary, they are essentially the same, deviating in no respect from the plan upon which Exogenous plants increase, but having a kind of tissue peculiar to themselves.

At this point of the vegetable kingdom there is a plain transition from the highest form of organization to the lowest. Gymnosperms are essentially Exogens in all that appertains to their organs of vegetation; they have concentric zones in their wood, a vascular system in which spiral vessels are found, and a central pith; but they are analogous to reptiles in the animal kingdom, inasmuch as their ova are fertilized by direct contact with the pollen. The two most remarkable of the orders are Coniferae and Cycadaceae. Of these, the former is connected with Lycopodiaceae among Acrogens by means of the extinct genus *Lepidodendron* (see *Fossil Flora*, vol. 2. t. 98), and their branches are sometimes so similar to those of certain Lycopodiums themselves as to leave no doubt of their relation. Compare, for instance, *Lycopodium Fhlegmaria*, and *Cunninghamia sinensis*. Cycadaceae have the gyrate vernation of the leaves of true Ferns, along with the inflorescence of Coniferae; and their mode of forming their trunk, although essentially the same as that of Exogens, yet resembles in a remarkable degree the growth of Acrogens, lengthening by a terminal bud only. It is usual to refer Equisetaceae to Acrogens, but I consider them a degenerate form of Gymnosperms for reasons that are explained under thejprder itself.

ORDER CCXXVIII. GNETACH/R.

GNETEA, Blume in *Ann. Sc. 2. Ser. 2. 105.* (1834).—GNETACEJE, Lindl. in *Bot. Reg.* 1686. (July, 1834).

ESSENTIAL CHARACTER.—*Flowers* monoecious or dioecious, arranged in catkins or heads, involucreted with opposite decussating scales which are connate at the base or altogether.—*g* or *Males*. *Calyx* 1-leaved, transversely slit at the end, projecting from its bottom a filament whose apex is simple or branched, and which bears one or several anthers; cells of the anthers separated, or combined in various ways, opening by a pore at the apex.—*9* or *Females*. Altogether naked, or sheltered by a false calyx consisting of two scales, more or less combined, each of which surrounds one or two flowers. *Ovary* perforated at the apex, containing in a single cavity a solitary erect *ovule*. *Ovule* pointed by a style-like process formed from the membrane of the nucleus. Not a trace of *style* or *stigma*. *Fruit* indehiscent, drupaceous, before maturity pierced at the point and terminated by a style-shaped protruded process; finally pointless. *Pericarp* thickish, either altogether leathery or shelly or fibrous internally, and succulent externally. *Seed-coat* composed at the apex of a double, and at the base of a simple membrane. *Embryo* dicotyledonous, in the middle of fleshy albumen; *radicle* superior.—*Small trees* very much branched, or sarmentose *shrubs*, with opposite or clustered branches, with thickened separable articulations. *Leaves* opposite, entire, with pinnate veins, sometimes very minute and scale-shaped. *Blume*. *Wood* with the ligneous tissue marked with circular disks.

AFFINITIES. AS I have had no opportunity of examining any species of the genus *Gnetum* in a fresh state, but as my observations upon its dried fruit lead me to adopt the opinion of Blume, I abstain from making any remarks beyond the following, translated from the paper of that learned Botanist in the *Annales des Sciences*:—

" This little family constitutes a part of that natural class of Vegetables in which the fertilization of the ovule takes place immediately, without the aid of style or stigma, through the foramen of the ovule itself. Through *Ephedra*, which has been hitherto placed with *Conifera*, the order is closely connected with the latter; and on the other hand it tends towards *Casuarinaceae*, plants of a higher degree of organization, since *Gnetum* is beyond all doubt an instance of a more perfect land of evolution than either *Conifera* or *Cycadaceae*. From both these orders *Gnetaceae* differ in the greater perfection of their sexual organs, especially of their stamens; and at the same time their ovules are not absolutely naked, but covered with a pericarpial integument pierced at the summit. In the male flowers the perianth is tubular, at first quite closed up, in the way of certain *Artocarpese*, but eventually it is ruptured by the rising stamen. There is no trace of a perianth of this sort in the neighbouring orders; and in *Conifera* a totally different organization of anther occurs, that part not opening as in *Gnetaceae* by transverse pores of the apex, but always at the side, and generally longitudinally." For many other excellent remarks upon the details of the structure of *Gnetum*, see the same place.

Gnetaceae appear allied to *Chloranthaceae* in their articulated stems, and subamentaceous inflorescence; and *Equisetaceae* approach those through the genus *Ephedra*.

GEOGRAPHY. Natives of the temperate parts of Europe, Asia, and South America, and in the case of *Gnetum*, of the hottest parts of India and Guiana.

PROPERTIES. The interior of the pericarp of *Gnetum urens* is lined with stinging hairs; the seeds are eaten; the stem exudes a transparent gum, and when cut across yields an abundance of clear transparent tasteless water which may be drunk. *Aubl.* In Amboyna the seeds of *Gnetum Gnemon* are eaten roasted, boiled, or fried, and the green leaves form a favourite vegetable in lieu of Spinach; they are, however, very tasteless. *Rumf.*

GENERA.

Ephedra, J.
 Gnetum, L.
 Gnemon, Rumf.
 Thoa, Aubl.
 Abutiui, Lour.

ORDER CCXXIX. CYCADACEJE.

CYCADEA, Rich, in Pers. Synops. 2. 630. (1807); Brown Prodr. 346. (1810); Kunth in Humb. et Bonpl. Nov. Gen. et Sp. 2. 1. (1817); Synops. 1. 349. (1822); R. Brown in King's Voyage, (1825); Rich. Mmoire, 195. (1826); Ad. Brongniart in Ann. des Sc. 16.589. (1829).

ESSENTIAL CHARACTER.—*Flowers* dioecious, terminal. *Males* monandrous, naked, collected in cones; each floret consisting of a single scale (or anther) bearing the pollen on its under surface in 2-valved cases which adhere in clusters of 2, 3, or 4. *Females* either collected in cones, or surrounding the central bud in the form of contracted leaves without pinnae, bearing the ovules on their margins. *Ovules* solitary, naked, with no other pericarp than the scale or contracted leaf upon which they are seated. *Embryo* in the midst of fleshy or horny albumen; the *radicle* next the apex of the seed, from which it hangs by a long funiculus with which it has an organic connexion.—*Trees*, with a simple cylindrical trunk, increasing by the development of a single terminal bud, and covered by the scaly bases of the leaves; the wood consisting of concentric circles, the cellular zones between which are exceedingly loose, the ligneous tissue having the tubes marked by circular disks. *Leaves* pinnated, not articulated, having a gyrate veneration.

AFFINITIES. One of the botanists who originally noticed the plants that constitute this order referred them to the Fern tribe; an opinion to which Linnaeus, having first adopted the idea of Adanson that they were related to Palms, finally acceded. He was followed by other botanists, until, after some suggestions by Ventenat that the genera *Cycas* and *Zamia* ought to form a particular tribe, the present order was finally characterised by the late L. C. Richard in Persoon's *Synopsis*, in 1807, with the observation that it was intermediate between Ferns and Palms. The opinion of their affinity to Ferns seems to have been thus generally adopted in consequence of their striking resemblance in the mode of developing their leaves; but the supposed relation to Palms was suggested rather by a vague notion of some general resemblance, as, for instance, in their cylindrical trunks, than by any precise knowledge of the structure of Cycadaceae. It is only within a few years that a more accurate knowledge of their structure has determined the real nature of their affinities. In 1825, the publication of Brown's remarks upon the ovule, in which he demonstrated the similarity of conformation between the flowers of Cycadaceae and Coniferae, suggested new ideas of the affinities of both tribes; and the determination, in 1829, by Adolphe Brongniart, of the resemblance between these two tribes in the structure of the vessels of their wood, while it decided the near relation of Coniferae and Cycadaceae, confirmed the proximity of the latter to Ferns, and shewed the inaccuracy of the ideas formerly held of a close resemblance between the latter and Palms. As this is still a matter but ill understood in general, it may be useful to make some further remarks upon the subject.

It has been said that the dissimilarity between Cycadaceae and Coniferae is such as to render it impossible to admit of their close approximation in any natural arrangement; and that the affinity of Cycadaceae being with Palms, the former must necessarily be widely apart from Firs. These views of the subject appear to have arisen either from an imperfect knowledge of the real

vegetation of the stem of Cycadaceae, or from a too superficial consideration of such points as were really well known. The affinity of Cycadaceae and Palms does at first sight appear probable, in consequence of the large pinnated leaves and simple cylindrical stems of both tribes; but here I think the resemblance stops. Cycadaceae have a gyrate, Palms a convolute vernation; Cycadaceae are naked-seeded and bear their seeds on the margins of a contracted leaf, Palms have the ordinary inflorescence of flowering plants: Cycadaceae are dicotyledonous, Palms monocotyledonous; and finally, the internal structure of the trunk of Cycadaceae is essentially exogenous, as is now perfectly well known: the affinity of Cycadaceae is therefore not with Palms. With regard to the nature of the evidence by which their strict relation to the Pine tribe is to be established, it may be observed, that they both are dicotyledonous in seed, both have naked ovules constructed in a similar remarkable manner, and borne in both cases not upon a rachis, but upon the margin or face of metamorphosed leaves; that they have the same peculiar form of inflorescence, the same kind of male flowers, the same constant separation of sexes; that there is a like imperfect formation of spiral vessels, a most important consideration; and finally, that they both agree in having the vessels of their wood marked with circular disks; a character which, if not confined to these two tribes, is extremely uncommon elsewhere. The difference between the cylindrical simple stem of Cycadaceae and the branched conical one of Coniferae arises from the terminal bud only of the former developing, its axillary ones all being uniformly latent, unless called into life by some accidental circumstance, as in the case recorded in the *Horticultural Transactions*, 6. 501.; while in Coniferae a constant tendency to a rapid evolution of leaf-buds takes place in every axil. With regard to their foliage, on which the difference of their aspect chiefly depends, the leaves of Coniferae are minute and undivided, while those of Cycadaceae are very large and pinnated; in both they are simple, and in Coniferae there is a tendency to a higher development in the scales of the cones, while in Cycadaceae there is a corresponding contraction firstly in *Cycas* itself, and especially in *Zamia*, in which the contraction takes place, to exactly the same point as the evolution of Coniferae.

GEOGRAPHY. Natives of the tropics of America and Asia; not found in equinoctial Africa, although they exist at the Cape of Good Hope and in Madagascar. *Brown Congo*, 464.

PROPERTIES. The only remarkable quality in the order is the production of a kind of Sago, by the soft centre of *Cycas circinalis*. They all abound in a mucilaginous nauseous juice.

GENERA.

Zamia, L.	Encephalartos, Lchm.
Arthrozamia, Rehb.	Cycas, L.

ORDER CCXXX. CONIFERÆ, 1 }
 or } THE FIR TRIBE.
 PINACEJÆ. }

.CONIFERS, *JUSS. Gen.* 411. (1789); *Mirhel EUmens*, 2. 906. (1815) *Brown in King's Voyage, Appendix*, (1825); *Rich. Monogr.* (1*26); *DC. and Duby*, 431. (1828); *Lindl. Synops.* 240. (1829).—ABIETINÆ et CUPRESSINÆ, *Rich. I. c.* (1826); *Bartl. Ord. Nat.* 94 et 95. (1830).—ABIETINJÆ, *Endl. Prodr. Norf.* 35. (1833).—CONACEA, *Lindl. Key.* No. 232. (1835).

.ESSENTIAL CHARACTER.—Flowers monoecious or dioecious. Males monandrous or

monadelphous; each floret consisting of a single *stamen*, or of a few united, collected, in a deciduous amentum, about a common rachis; *anthers* 2-lobed or many-lobed, bursting outwardly; often terminated by a crest, which is an unconverted portion of the scale out of which each stamen is formed; *pollen* large, usually compound. *Females* in cones. *Ovary* spread open, and having the appearance of a flat scale destitute of style or stigma, and arising from the axil of a membranous bract. *Ovule* naked; in pairs on the face of the ovary, having an inverted position, and consisting of 1 or 2 membranes open at the apex, and of a nucleus. *Fruit* consisting of a cone formed of the scale-shaped ovaries, become enlarged and indurated, and occasionally of the bracts also, which are sometimes obliterated, and sometimes extend beyond the scales in the form of a lobed appendage. *Seed* with a hard crustaceous integument. *Embryo* in the midst of fleshy oily albumen, with 2 or many opposite *cotyledons*; the *radicle* next the apex of the seed, and having an organic connexion with the albumen.—*Trees* or *shrubs*, with a branched trunk abounding in resin. *Wood* with the ligneous tissue marked with circular disks. *Leaves* linear, acerose or lanceolate, entire at the margins; sometimes fascicled in consequence of the non-development of the branch to which they belong; when fascicled, the primordial leaf to which they are then axillary is membranous, and enwraps them like a sheath.

AFFINITIES. With the exception of Orchidaceae, there is perhaps no natural order the structure of which has been so long and so universally misunderstood as Conifer*. This has arisen from the exceedingly anomalous nature of their organisation, and from the investigations of botanists not having been conducted with that attention to logical precision which is now found to be absolutely indispensable. The description above given is that which I conceive proper to explain the views now taken upon the subject, in consequence of the discovery by Brown of the ovules of the whole order being naked; and it will probably be found to offer a more intelligible account of the fructification than is to be met with in even the most recent systematic works. It is not expedient to enter here upon an inquiry into the ideas that botanists have successively entertained upon this subject. Those who are desirous of informing themselves upon this point will find all they can desire in the Appendix to Captain King's *Voyage to New Holland*, and in Richard's *Mémoires sur les Conifères et les Cycadées*. It may, however, be useful to advert briefly to the principal theories which have met with advocates. These are, firstly, that the female flowers consist of a bilocular ovary having a style in the form of an external scale, an opinion held by Jussieu, Smith, and Lambert; secondly, that they have a minute cohering perianth, and an external additional envelope called the cupule: this view was taken by Schubert, Mirbel, and others; thirdly, that they have a monosepalous calyx cohering more or less with the ovary, contracted and often tubular at the apex, with a lobed, or glandular, or minute entire limb, an erect ovary, a single pendulous ovule, no style, and a minute sessile stigma: this explanation is that of Richard, published in his memoir upon the subject in 1826. It appears, however, from the observations of Brown, that the female organ of Coniferae is a naked ovule, the integuments of which have been mistaken for floral envelopes, and the apex of whose nucleus has been considered a stigma. Of the accuracy of this view there is probably, at this time, little difference in opinion. These female organs, or naked ovules, are 2 in number, and they originate from the larger scales of the cone towards their base, have an inverted position, and occupy the same relative place in Coniferae and in *Zamia*, a genus of Cycadaceae. Now, as there cannot be any doubt of the perfect analogy that exists between the scales of the cone of *Zamia* and the fruit-bearing leaves of *Cycas*, the former differing from the latter only in each being reduced to 2 ovules, and to an undivided state; so there can be no doubt of the equally exact analogy between the scales of Coniferae and *Zamia*, and therefore the former would be called reduced leaves if the general character of the tribe was to produce a highly developed foliage; but as the foliage of Coniferae is in a much more contracted state than the scales of their cones, the latter must be understood to be the leaves of Coni-

ferae in a more developed state than usual. That the scales of the cone really are metamorphosed leaves, is apparent not only from this reasoning, but from the following facts. They occupy the same position with respect to the bracts as the leaves do to their membranous sheaths; they surround the axis of growth as leaves do, and usually terminate it; but in some cases, as often in the Larch, the axis continues to elongate beyond them, and leaves them collected round it in the middle. In *Araucaria* they have absolutely the same structure as the ordinary leaves; and finally they sometimes assume the common appearance of leaves, as is represented in Richard's memoir, tab. 12., in the case of a monstrous *Abies*. The scales of the cones of Coniferae and strobilaceous Cycadaceae are therefore to these orders, what carpellary leaves are to other plants. With regard to the male flowers, it is obvious that in the Larch, the Cedar of Lebanon, the Spruce, and the like, each anther is formed of a partially converted scale, analogous to the indurated carpellary scale of the females; and therefore each amentum consists of a number of monandrous naked male flowers, collected about a common axis. Some botanists, however, consider each male catkin as a single monadelphous male flower, which is impossible. But in *Araucaria*, these cavities occupy one side only of an ordinary flat scale. In this genus, and such others as agree with it in structure, the anthers may be considered to consist of an uncertain number of lobes, and in this respect to recede from the usual structure of the male organs of plants: in Coniferae, the anthers of which are normal, we have 2; in *Juniperus*, the like number; in *Cunninghamia*, but 3; in *Agathis*, 14; and in *Araucaria*, from 12 to 20. Brown remarks, what is certainly very remarkable, that in *Cunninghamia* the lobes of the anther agree in number, as well as insertion and direction, with the ovules. *King's Appendix*, 32. The same author has noticed a very general tendency in some species of *Pinus* and *Abies* to produce several embryos in a seed, *4th Report of Brit. Assoc.* 1835, p. 596; where also are some curious remarks upon the origin of the embryo in such plants.

GEOGRAPHY. Natives of various parts of the world, from the perpetual snows and inclement climate of arctic America, to the hottest regions of the Indian Archipelago. The principal part of the order is found in temperate climates; in Europe, Siberia, China, and the temperate parts of North America, the species are exceedingly abundant, and have an aspect very different from that of the southern hemisphere. In the former we have various species of Pines, the Larch, the Cedar, the Spruce, and the Juniper; the place of which is supplied in the latter by *Araucarias*, *Podocarpuses*, *Dammars*, and *Dacrydiums*.

PROPERTIES. NO order can be named of more universal importance to mankind than this, whether we view it with reference to its timber or its secretions. Gigantic in size, rapid in growth, noble in aspect, robust in constitution, these trees form a considerable proportion of every wood or plantation in cultivated countries, and of every forest where nature remains in a savage state. Their timber, in commerce, is known under the names of Deal, Fir, Pine, and Cedar, and is principally the wood of - the Spruce, the Larch, the Scotch Fir, the Weymouth Pine, and the Virginian Cedar; but others are of at least equal, if not greater value: the Norfolk Island Pine is an immense tree, known to botanists as *Araucaria excelsa*; the Kawrie Tree of New Zealand, or *Dammara australis*, attains the height of 200 feet, and yields a light compact wood, free from knots. *Ed. Ph. Journ.* 13. 378. But they are both surpassed by the stupendous Pines of north-west America, one of which, *P. Lambertiana*, is reported to attain the height of 230 feet, and the other, *Abies Douglasii*, to equal, or even to exceed it. The latter is probably the most valuable of the whole for its timber. Their secretions consist of various

kinds of resinous matter. Oil of turpentine, common arid Burgundy pitch, are obtained from *Pinus sylvestris*; Hungarian balsam from *Turns Pumilio*; Bourdeaux turpentine from *P. Pinaster*; Carpathian balsam from *P. Pinea*; Strasburg turpentine from *Abies pectinata* (*P. Picea L.*), our Silver Fir; Canadian balsam from *Abies balsamea*, or the Balm of Gilead Fir. The common Larch yields Venetian turpentine. Liquid storax is thought to be yielded by the Dammar Pine; and a substance called in India Dammar, or country resin, is procured from the same plant, or from a tree which Dr. Buchanan calls *Chloroxylon Dupada*. *Ainslie*, 1. 337. Sandarach, a whitish yellow, brittle, inflammable, resinous substance, with an acrid aromatic taste, is said by Thomson to exude from *Juniperus communis*; but upon the authority of Brongniart and Schousboe, it is the tears of *Thuja articulata* (or *quadrivalvis*). *Ibid.* 1. 399. I have seen a plank two feet wide of the tree that produces Sandarach, and which is called the *Avar Tree* in Barbary; hence it is probably the *Thuja*, for the Juniper never reaches these dimensions. The wood of the Sandarach tree is considered by the Turks indestructible, and they use it for the ceilings and floors of their mosques. The substance from which spruce beer is made is an extract of the branches of the *Abies canadensis*, or Hemlock Spruce, and of *Abies nigra*. Great tanning powers exist in the bark of the Larch; as great, it is said, as in the Oak. *Ed. P. J.* 1. 319. The stimulating diuretic powers of the Savin, *Juniperus Sabina*, are well known, and are partaken of in some degree by the common Juniper, the berries of which are an ingredient in flavouring gin. The large seeds of many are eatable. Those of the Stone Pine of Europe, the *Pinus Cembra*, the *Pinus Lambertiana* and *Gerardiana*, and the *Araucaria Dombeyi*, are all eatable when fresh.

GENERA.

§ 1. ABIEŦINE, Rich.	<i>Dammara</i> , Mirb.	§ 2. CUPRESSINA,	<i>Cupressus</i> , L.
<i>Pinus</i> , L.	<i>Agathis</i> , Salisb.	Rich.	<i>Taxodium</i> , Rich.
<i>Abies</i> , DC.	<i>Araucaria</i> , Juss.	<i>Thuja</i> , L.	<i>Schubertia</i> , Mirb.
<i>Larix</i> , DC.	<i>Dombeya</i> , Lamb.	<i>Callitris</i> , Vent.	<i>Juniperus</i> , L.
<i>Cunninghamia</i> , Rich.	<i>Entassa</i> , Salisb.	<i>Frenela</i> , Mirb.	
<i>Belts</i> , Salisb.	<i>Colymbea</i> , Salisb.		

ORDER CCXXXI. TAXACEJE,

TAXING, *Rich. Conif.* 124. (1826); *Bartl. Ord. Nat.* 95. (1830); *Martins Conspectus*, No. 58. (1835).

ESSENTIAL CHARACTER.—*Flowers* monoecious or dioecious, solitary, and surrounded by imbricated bracts, or in spikes surrounded by bracts, or naked.—*Males*. Cal. 0. *Stamens* several; *filaments* usually monadelphous; *anthers* combined or distinct.—*Females*. *Flowers* solitary, naked. *Ovules* naked, the foramen at their apex, their outer skin becoming finally hard; *nucleus* erect. *Seed* hard, either altogether naked, or surrounded by a succulent imperfect cup-shaped pericarp. *Albumen* fleshy. *Embryo* straight, dicotyledonous.—*Trees* or *shrubs* with continuous, unarticulated branches. *Wood* having the ligneous tissue marked with circular disks. *Leaves* usually narrow, rigid, entire and veinless, evergreen, alternate or distichous; sometimes dilated and lobed, and in those cases having forked veins of equal thickness.

AFFINITIES. Separated from Conifere by their fruits not being collected in cones, but each ovule growing singly, unprotected by hardened scales; so that this is a degree of organization yet lower than that of Coniferae themselves. It is also to be observed, that in this order the leaves do not **always**

preserve the veinless acerose state of Conifera, but expand and form veins, which are then forked and of uniform thickness, just as in Ferns.

GEOGRAPHY. Natives of the temperate climates of all the quarters of the globe; they occasionally make their appearance in hot latitudes, as in the Indian Archipelago, but they can hardly be called common anywhere.

PROPERTIES. Resinous like Conifers, and often valuable for their timber. The *Dacrydium taxifolium*, or *Kakaterro* of New Zealand acquires a height of 200 feet. *Ed. Ph. Journ.* 13. 378. Its branches may be manufactured into spruce beer. The succulent covering of the Yew fruit is foetid, and is said to be deleterious by De Candolle; there is also a prejudice against the seeds. The seeds of *Salisburia* and *Fodocarpus neriifolia* are large and eatable.

GENERA.

<i>Taxus</i> , L.	<i>Phyllocladus</i> , Rich.	<i>Salisburia</i> , Sm.
<i>Podocarpus</i> , L'Herit.	<i>Thalamia</i> , Spreng.	<i>Ginkgo</i> , Thunb.
<i>Dacrydium</i> , Banks.	<i>Brownera</i> , Rich.	

ORDER CCXXXII. EQUISETACEÆ. THE HORSE-TAIL TRIBE.

EQUISETACEA, *DC. Fl. Fr.* 2. 580. (1805); *Agardh Aph.* 119. (1822); *Kaulfuss Enum. Filicum*, 1. (1824); *Greville Flora Edin.* xiii. (1824); *Adolphe Brongniart Hut. Veg. Foss.* 99. (1828.)

ESSENTIAL CHARACTER.—*Inflorescence* cone-like, consisting of peltate scales. *Flowers* naked, collected in great numbers in the inside of the deflected lobes of the peltate scales, which lobes open inwards by a longitudinal slit. *Stamens* 4, clavate, wrapped round a naked ovule, and remarkably hygrometrical.—*Leafless* branched plants with a striated fistular stem, in the cuticle of which silex is secreted; the *articulations* separable and surrounded by a membranous toothed sheath. *Stem* fistular, with many longitudinal cavities in its circumference; chiefly consisting of cellular substance, but coated externally with a layer of hard woody tubes from which plates of a similar nature project towards the centre, partially dividing the longitudinal cavities from each other. *Stomates* arranged longitudinally on the cuticle. *Spiral* vessels very few.

AFFINITIES. The very remarkable plants known by the vulgar name of horsetails, seem to have no very decided affinity to any existing order. With Ferns their relation is not at all obvious, depending almost entirely upon the supposed want of sexes. In the arrangement and appearance of their reproductive organs they have a striking resemblance to *Zamia*, and in general aspect to *Casuarina*. Their germination is that of Cellular plants, and approaches nearly to Mosses. Upon the whole, they must be considered an exceedingly anomalous tribe, approaching Conifera through Cycadaceæ more closely than any thing else. The curious structure of their stem is well described by Ad. Brongniart in his *History of Fossil Vegetables*, as are, indeed, all the parts of their organisation: see Tables 11 and 12 of that work. This ingenious writer entertains the opinion that the green body, which is known to be the sporule, is a naked ovule, and the 4 swollen filaments that surround it 4 grains of pollen united in pairs to the base of the ovule. It is probable that the nearest approach to the structure of sexual organs does take place here, and that, considering the analogy between the thecae of *Equisetum* and the lobes of the anther of Conifera, and between the filaments of the former and the quaternary grains of pollen of *Cycas*, the parallel drawn by Brongniart is substantially just, but it must, at the same time, I think, be admitted, that it is very doubtful whether, in this order, the parts are any thing more than representatives of the sexual apparatus, without the power of performing its functions.

Upon the whole, however, I think we must admit that Equisetaceae are more like flowering than flowerless plants; and it seems to me most advisable to consider them a degeneration of Coniferae, to which they have so much resemblance, rather than a race in affinity with Ferns, with which they really have no resemblance. They are apparently to other Gymnosperms what *Ceratophyllum* is to Exogens and *Lemna* to Endogens.

The germination of the sporules has been explained, both by Agardh and Bischoff. The former (*Aphor.* 120) describes it thus: From 3 to 14 days after they are sown, they send down a filiform, hyaline, somewhat clavate, simple root, and protrude a confervoid, cylindrical, obtuse, articulated, tornlose thread, either 2-lobed (in *E. pratense*) at the apex, or simple (in *E. palustre*). Some days after, several branches grow out and are agglutinated together, forming a body resembling a bundle of confervoid threads, each of which pushes out its own root. The account of Bischoff (*Nov. Act. Acad. N. Cur.* 14. t. 44.) is not materially different: he finds the confervoid threads or numerous processes of cellular development go on growing and combining, until a considerable cellular mass is formed; then this mode of development ceases, and a young bud is created, which springs up in the form of the stem of the Equisetum, at once completely organised, with its air-cells, its central cavity, and its sheaths, the first of which is formed before the elongation of the stem, out of the original cellular matter.

GEOGRAPHY. Found in ditches and rivers in most parts of the world, within and without the tropics.

PROPERTIES. None of importance in a medicinal point of view; they are said to be slightly astringent and stimulating, and have even been recommended as diuretics, and emmenagogues; they are, however, not now employed. In economical purposes they are found highly useful, for polishing furniture and household utensils; a property which is due to the presence of a great quantity of silex in their cuticle. According to the observations of John of Berlin, they contain full 13 per cent, of siliceous earth. *Ed. P. /.* 2. 394. The ashes have been found by chemists to contain half their weight of silica. *Jameson's Journal, Jan. 1830, p. 101.* The quantity of silex contained in the cuticle of *Equisetum hyemale* is so great, that Sivright succeeded in removing the vegetable matter and retaining the form. *Grev. FL Edin.* 214. On subjecting a portion of the cuticle of *Equisetum hyemale* to the analysis of polarised light under a high magnifying power, Brewster detected a beautiful arrangement of the siliceous particles, which are distributed in two lines parallel to the axis of the stem, and extending over the whole surface. The greater number of the particles form simple straight lines, but the rest are grouped into oval forms connected together like the jewels of a necklace, by a chain of particles forming a sort of curvilinear quadrangle, these rows of oval combinations being arranged in pairs. Many of those particles which form the straight lines do not exceed the 500th of an inch in diameter. Brewster also observed the remarkable fact, that each particle has a regular axis of double refraction. In the straw and chaff of Wheat, Barley, Oats, and Rye, he noticed analogous phenomena; but the particles were arranged in a different manner, and displayed figures of singular beauty. From these data it is concluded that the crystalline portions of silex and other earths, which are found in vegetable tissues, are not foreign substances of accidental occurrence, but are integral parts of the plant itself, and probably perform some important function in the process of vegetable life. *Grevill. Fl* Edinens.* 214.

GENUS.

Equisetum, L.

CLASS III. ENDOGENS, OR MONOCOTYLEDONS.

MONOCOTYLEDONES, *Juss. Gen.* 21. (1789); *Desf. Mém. Inst.* 1. 478. (1796).—ENDORHIZEJE, *Rich. Anal.* (1808). — MONOCOTYLEDONES or ENDOGENJE, *DC. ThSorie*, 207. (1813).—CRYPTOCOTYLEDONEJE or GRANIFERJE, *Agardh. Aph.* 73. (1821).

ESSENTIAL CHARACTER.—*Elementary organs* consisting of both cellular and vascular tissue, a portion of the latter being elastic spiral vessels. *Cuticle* with stomates. *Trunk* usually cylindrical when a terminal bud only is developed, becoming conical and branched when several develop; consisting of cellular tissue, among which the vascular tissue is mixed in bundles, without any distinction of bark, wood and pith, and destitute of medullary rays; increasing in diameter by the addition of new matter to the centre. *Leaves* frequently sheathing at the base, and not readily separating from the stem by an articulation, mostly alternate, with parallel simple veins, connected by smaller transverse ones. *Flowers* usually having a ternary division; the calyx and corolla either distinct, or undistinguishable in colour and size, or absent. *Embryo* with but 1 cotyledon; if with 2, then the accessory one is imperfect and alternate with the other; *radicle* usually enclosed within the substance of the embryo, through which it bursts when germinating.

Nothing can be more simple than the mode of distinguishing Monocotyledonous from Dicotyledonous plants, notwithstanding the difficulty of fixing upon any single character of separation. It is true that the structure of the stem is not sufficient, because it is frequently impossible, in annual plants, to ascertain if it be Exogenous or Endogenous; the parallel veins of the leaves of Monocotyledons do not always afford a constant character, because some genera have reticulated ones; the want of articulation between the stem and the leaves, although very prevalent in Monocotyledons, sometimes changes to perfect articulation, as in *Orchidaceae*; the ternary division of the flower of Monocotyledons is often departed from, as in *Araceae* and the neighbouring orders; many Dicotyledons have also ternary floral envelopes: Monocotyledons have sometimes more than one cotyledon, as the common Wheat; finally, when the stem is capable of being strictly examined, a distinction between wood and pith occasionally exists, as in the common Rush; and the conical branched character of Dicotyledons is assumed in *Grasses* and *Asphodeleae*. Hence it is by a combination of characters that the two great divisions are to be known, and not by any absolute single mark: for instance, in *Grasses*, in which the stem is, as an eminent botanist has justly remarked, less Endogenous than in almost any other Monocotyledons, the leaves, flowers, and seeds, will shew them to be at once of the latter structure; so in *Juncus*, in which pith is present, no other character is at variance with those of Monocotyledons; and again in *Orchidaceae*, in which a complete disarticulation of the stem and leaves takes place, every other point of structure is that of Monocotyledons. Brown has remarked (*Congo*. 481.), that the presence of albumen may be considered as the natural structure of this primary division; seeds without albumen occurring only in certain genera of the paradoxical *Araceae*, and in some other Monocotyledonous orders which are chiefly aquatic. It is a fact well deserving attention, that Monocotyledons differ from Dicotyledons in their geographical distribution as well as in structure; a seeming corroboration of the hypothesis, that the forms of vegetation are controlled by peculiarities of climate, acting in an unknown manner. From the enquiries of Humboldt, it appears that Monocotyledons form, in equinoctial regions, about 1-6th of the flowering plants; in the temperate zone, between 36° and 52° latitude, 1-4th; and towards the polar circle, nearly 1-3d.

The most important substance that they produce is amylaceous matter, which exists in great quantity in some of them, which hence become of incalculable value as aliment for man; such are all the Corn tribe, Plantains, and some Palms, which contain it in the fruit: the Sago and other Palms, in which it occupies the trunk; and the eatable Araceous plants, Orchises, Yams, &c, in which it is found in the root. Sugar, gluten, oil, and aromatic principles, are also frequently met with in Monocotyledons.; but, as Humboldt well remarks, acids, bitters, resins, camphor, tannin, milk, or poisonous matter, are either wholly wanting or very uncommon. The latter chiefly exists in Araceae, some Amaryllidaceae, and Melanthaceae.

The orders of Monocotyledons are given in the state in which they now exist; but it must be confessed that the characters and limits of many of them are far from satisfactory. The whole of those which border upon Liliaceae require to be reconsidered by some botanist who is in possession of the means of examining them in great detail; their actual condition is, no doubt, attributable to the partial view that has hitherto been taken of them.

It seems to me that they naturally divide into six principal groups, of which one has the ovary adherent with the calyx (Epigynosae); another the same character with the stamens and styles combined into a solid central column (Gynandrosae) ; a third with a superior ovary, and the floral envelopes for the most part petaloid (Hypogynosse) ; a fourth with Exogenous leaves (Retosae); a fifth with the floral envelopes either altogether absent, or in a very imperfect state, analogous to those of Incomplete among Dicotyledons (Spadicosse), and a sixth with the true floral envelopes altogether absent, their place being supplied by alternate bracts, which are packed one over the other about the ovary (Glumosae). And I think, whatever may be the changes that the limits of the orders themselves may undergo, such groups must be considered natural. If their mutual affinities are attentively considered, it will be seen that as usual no linear arrangement is capable of expressing their relationship. Let us begin their comparison where we will, it can only end in their arrangement in a circle. Suppose, for example, omitting Retosae, which do not affect the illustration, we take Epigynosae to start from. That group contains the genus *Gladiolus*, which, if its stamens and style were consolidated, would be almost an Orchidaceous plant; therefore, Epigynosae and Gynandrosae are in contact. On the other hand, the Bromelial alliance in Epigynosae is so allied to the Pandanal in Spadicosse, that we cannot doubt these two groups also touching. Gynandrosae are also in like manner placed as it were between Epigynosae and Hypogynosae, *Scilla*, or some such regular-flowered Asphodeleous plant, being a clear ally of such genera as *Thelymitra* among Orchidaceae. Now let us see what further affinities can be traced from Spadicosae and Hypogynosae elsewhere. The latter contain the Juncal alliance, in both whose orders the perianth is so nearly glumaceous as to leave no doubt of their connection with Glumosae; on the other hand, the Typhal alliance in Spadicosse approximates so very nearly to Glumosae, as for instance *Typha* to *Pennisetum*, and *Sparganium* to many *Carices*, that the connection of Hypogynosae and Spadicosse may be said to be nearly equal with Glumosae. If these affinities are expressed on paper by the position the groups really occupy, we shall have the latter thus—

Epigynosae, Gynandrosae,
Spadicosae, Hypogynosae,
Glumosae.

But this is a kind of connection that cannot be preserved in a linear arrangement. In my *Key to Structural, Physiological, and Systematic Botany*, I attempted to manage by beginning with Epigynosae and ending with Gynan-

drosae ; by this means opening the circle on one side, and following the course till it brought me back to the point whence I started. But I find that there are practical inconveniences in the way of this arrangement, and as it is after all a matter of no great importance, I have thought it better in the present work to revert to the order proposed in my *Nixus*, p. 21. The sequence of the groups will, therefore, be as under :—

1. *Epigynosae** Anthers distinct. Flowers complete, formed upon a ternary plan. Ovary inferior; or if superior, then the leaves either scurfy or equitant.
2. *Staminalis** Stamens and style consolidated into a central column. Flowers complete, formed upon a ternary plan. Ovary inferior, usually one-celled with scobiform seeds.
3. *Andromeda* Flowers coloured, formed upon a ternary plan. Ovary superior.
4. *Heterophyllae* Leaves either with many ribs, the intervals between which are irregularly netted, or with a midrib and netted sides ; foot-stalk taper, articulated with the stem. Embryo without a lateral slit. Flowers never arranged in a spadix. Floral envelopes complete.
5. *Andropogon* Flowers herbaceous or imperfect; the perianth sometimes absent. Embryo with a lateral slit for the emission of the plumule.
6. *Staminalis* Bracts scale-like, glumaceous, imbricated, in the room of calyx.

GROUP I. *Epigynosae*.

ESSENTIAL CHARACTER.—*Anthers* distinct. *Flowers* complete, divided upon a ternary plan. *Ovary* inferior; or if superior, then the leaves either scurfy or equitant.

In most of the orders this character is so perfectly preserved that no mistake is likely to be made about it, unless in regard to the Retose group, but that is known by its totally different leaves. In *Haenodraceae* and *Bromeliaceae*, indeed, genera are not unfrequent in which the ovary is really superior; and which would consequently be referred to *Hypogynosae*. I believe, however, that this deviation from the usual character of *Epigynosae* only occurs in plants whose leaves are either equitant or scurfy, and as I am not aware that such peculiarities ever exist in the vegetation of *Hypogynosae*, the exceptions will be readily recognised. The *Gynandrous* group is sufficiently defined by the combination of the styles and stamens into a homogeneous central column. The *Haemodraceous* and *Bromeliaceous* genera already alluded to, with a superior ovary, form a transition from this group to *Hypogynosae* : it is connected with *Gynandrosae* by *Iridaceae* on the one hand and *Apostasiaceae* on the other.

ALLIANCE I. AMOMALES.

ESSENTIAL CHARACTER.—*Leaves* with the veins diverging from the midrib to the margin.

This remarkable character is confined to the following 3 orders in all Epi-gynous Monocotyledons with the exception of one species of *Tacca*, and it is even unknown in any other group except Hypogynosae, where it is found in Asphodelese. This renders the distinctions of the three orders exceedingly simple.

ZINGIBERACEE are monandrous, with a whole anther.

MARANTACEJE are monandrous, with only half an anther.

MUSACE-E have 5 or six anthers.

ORDER CCXXXIIL ZINGIBERACEE/ } THE GINGER TRIBE.
 or
 SCITAMINE^E. }

CANNJE, *JUSS. Gen.* 62. (1789), *in part.*—DRYMYRHIZEJE, *Vent. Tail.* (1799); *DC. Ess. Mid.* 281. (1816).—SCITAMINE^, *R. Broum, Prodr.* 305. (1810); *Agardh Aph.* 182. (1823); *Rose. Monogr.*; *Blume Enumeratio*, p. 39. (1827). — ZINGIBERACE^, *Rich. Anal. Fr.* (1808).—AMOME/E, *JUSS. in MirbeVs EUm.* 854. (1815); *Ach. Rich. Nouv. EUm. ed.* 4. 438. (1828).—ALPINIACE/E, *Link Handb.* 1. 228. (1829), a % of Scitamineae.

ESSENTIAL CHARACTER.—*Calyx* superior, tubular, 3-lobed, short. *Corolla* tubular, irregular, with 6 segments in 2 whorls; the *outer* 3-parted, nearly equal, or with the odd segment, sometimes differently shaped; the *inner* (sterile stamens) 3-parted, with the intermediate segment (*labellum*) larger than the rest, and often 3-lobed, the lateral segments sometimes nearly abortive. *Stamens* 3, distinct, of which the 2 lateral are abortive, and the intermediate 1 fertile; this placed opposite the labellum, and arising from the base of the intermediate segment of the outer series of the corolla. *Filament* not petaloid, often extended beyond the anther in the shape of a lobed or entire appendage. *Anther* 2-celled, opening longitudinally, its lobes often embracing the upper part of the style. *Pollen* globose, smooth. *Onary* 3-celled, sometimes imperfectly so; *ovules* several, attached to a placenta in the axis; *style* filiform; *stigma* dilated, hollow. *Fruit* usually capsular, 3-celled, many-seeded, [sometimes by abortion 1-celled]; occasionally berried (the dissepi-ments generally central, proceeding from the axis of the valves, at last usually separate from the latter, and of a different texture. *R. BrJ Seeds* roundish, or angular, with or without an aril (*albumen* floury, its substance radiating, and deficient near the hilum. *R. Br.*); *embryo* enclosed within a peculiar membrane (*vitellus*, *R. Br. Prodr.*; *membrane of the amnios*, *ibid*, in *King's Voyage*, 21), with which it does not cohere.—Aromatic tropical herbaceous plants. *Rhisoma* creeping, often jointed. *Stem* formed of the cohering bases of the leaves, never branching. *Leaves* simple, sheathing, their *lamina* often separated from the sheath by a taper neck, and having a single midrib, from which very numerous, simple, crowded veins diverge at an acute angle. *Inflorescence* either a dense spike, or a raceme, or a sort of panicle, terminal or radical. *Flowers* arising from among spathaceous membranous bracts, in which they usually lie in pairs.

ANOMALIES.—Monocystis has a unilocular monospermous ovary.

AFFINITIES. Formerly Zingiberaceae and Marantaceae were united in one tribe called Cannes, and this is even yet followed by some botanists: hence it is certain that they are at least more nearly related to each other than to any thing else, and that whatever is the affinity of the one will be that of the other. Taking the vegetation into account, these two tribes are exceedingly nearly allied to Musaceae, in which is found the same kind of leaf, the veins of which are closely set, and diverge from the midrib to the margin, being connected by very weak and imperfect intermediate veins; the leaves have

also the same distinct petiole, often with a thickened rounded space at the apex; Musaceae are, however, pent- or hexandrous, with a calyx and corolla of the same texture. Iridaceae are the next order with which Zingiberaceae may be compared, agreeing in their superior flowers, which have sometimes an approach to the irregularity of *Alpinia* and the like, and also in the triple number of their stamens; but while these organs are all developed in Iridaceae, two are abortive or deformed in both Zingiberaceae and Marantaceae. Bromeliaceae have been identified with them of old, but their resemblance consists chiefly in the distinction of calyx and corolla, and their inferior ovary. To Orchidaceae they are related in consequence of the reduction of their three stamens to one by the abortion of two: but the cohesion of the stamens and style in the latter, and the want of any distinction between calyx and corolla, sufficiently separate them, besides which the series which produces the stamens in Orchidaceae answers to the sterile stamens or inner limb of the corolla in Zingiberaceae. For the difference between Zingiberaceae and Marantaceae, see the latter. There is a fine volume consecrated to plants of these two tribes by Roscoe, who first remodelled the genera and reduced them within fixed limits. Between the embryo and the albumen is interposed a fleshy body enveloping the former: this has been called a process of the rostellum by Correa, a cotyledon by Smith, a vitellus by Gaertner and Brown, a central indurated portion of the albumen by Richard. It is now known to be the innermost integument of the ovule, unabsorbed during the advance of this body to maturity.

Independently of the presence of this vitellus, the most remarkable part of the structure of Zingiberaceae depends on the number of divisions of the floral envelopes, which consist of a tubular calyx, and of two more series instead of one. Brown struck with this unusual deviation from the ordinary organisation of Monocotyledons, was disposed to consider the calyx an accessory part (*Prodr.* 305); but Lestiboudois' explanation appears more satisfactory. According to this botanist (as quoted in Ach. Richard's *Nouv. Ele'm.* 439), Zingiberaceae are really hexandrous, like the nearly-related Musaceae; but of their stamens the outer series is petaloid, and forms the inner limb of the corolla, and of the inner series of stamens the central one only develops, the lateral ones appearing in the form of rudimentary scales. The notion of Lestiboudois is confirmed by Marantaceae, in which the inner stamens (even that which is antheriferous) become petaloid like the outer: thus shewing that in these plants there is a strong and general tendency in the filaments to assume the state of petals.

GEOGRAPHY. All tropical, or nearly so. By far the greater number inhabit various parts of the East Indies; some are found in Africa, and a few in America. They form a part of the singular Flora of Japan.

PROPERTIES. Generally objects of great beauty, either on account of the high degree of development of the floral envelopes, as in *Hedychium coronarium* and *Alpinia nutans*; or because of the rich and glowing colours of the bracts, as in *Curcuma Roscoeana* (*Wallich Plant. As. Rar.* vol. 1. tab. 9.) They are, however, principally valued for the sake of the aromatic stimulating properties of the root or rhizoma, such as are found in Ginger (*Zingiber officinalis*), Galangale (*Alpinia racemosa* and *Galanga*), Zedoary (*Curcuma Zedoaria* and *Zerumbet*), and many other species of the latter genus. The warm and pungent roots of the greater and lesser Galangale are not only used by the Indian doctors in cases of dyspepsia, but are also considered useful in coughs, given in infusion. *Ainslie*, 1. 141. The seeds of many partake of the properties of the root. Cardamoms are the seeds of several plants of this order. On the eastern frontiers of Bengal the fruit of *Amomum aromaticum* is used; the lesser Cardamom of Malabar is the

Elettaria Cardamomum; another sort is the produce of *Amomum maximum*; and the greater Cardamoms are yielded by the *Amomum Granum Paradisi*. Others are known for their dyeing properties, such as Turmeric. This substance, obtained from *Curcuma longa*, is cordial and stomachic; it is also considered by the native practitioners of India an excellent application in powder for cleaning foul ulcers. *Ibid.* 1. 455. The fruit of *Globba uviformis* is said to be eatable. Generally, in consequence of the presence of the aromatic oil that is so prevalent in the order, the roots or rhizomas, although abounding in faecula, are not fit for the preparation of arrow-root; but an excellent kind is prepared in Travancore, in the East Indies, from *Curcuma angustifolia*. *Ibid.* 1. 19.

GENERA.

§ 1. ZINGIBERA, Blume.	Diracodes, Bl.	Galanga, Roxb.	<i>Ceratanthera</i> , Horn.
Zingiber, Gaertn.	Hedychium, Kfln.	Monocystis, (58)	<i>Mantisia</i> , Sims.
Curcuma, L.	§ 3. ALPINIJE, Bl.	Cenolophon, Bl.	<i>Renealmia</i> , L. f.
Hitchenia, Wall.	Alpinia, L.	Phacomeria, (59)	<i>Catimbium</i> , Juss.
Kaempferia, L.	<i>Gethyra</i> , Salisb.	Peperidium, (60)	—————
§ 2. AMOMA, Bl.	<i>Zerumbet</i> , Wendl.	§ 4. COSTI, Bl.	<i>Leptosolena</i> , Presl.
Amomum, L.	Hellenia, W.	Costus, L.	Hornstedtia, Retz.
Elettaria, Rheede.	Gastrochilus, Wall.	§ 5. GLOBBJE, Bl.	Kolovratia, Presl.
Donacodes, Bl.	Monolophus, Wall.	Globba, L.	Roscoea, Sm.
	Cassumunar, Colla.	<i>Colebrookia</i> , Donn.	

ORDER CCXXXIV. MARANTACEÆ. THE ARROW-ROOT TRIBE.

CANNJE, *JUSS. Gen.* 62. (1789) *in part.*—CANN[^], *R. Brown Prodr.* 1. 307. (1810); *Lindl. in hot. Reg.* 932. (1825).—CANNES or MARANTEJE, *Brown in Flinders* (1814).—CANNACE[^], *Agardh Jph.* 181. (1823); *Link Handb.* 1. 223. (1829), a § of Scitaminese.

ESSENTIAL CHARACTER.—*Calyx* superior, of 3 sepals, short. *Corolla* tubular, irregular, with the segments in 2 whorls; the *outer* 3-parted, nearly equal; the *inner* very irregular; one of the lateral segments usually coloured, and formed differently from the rest; sometimes by abortion fewer than 3. *Stamens* 3, petaloid, distinct, of which one of the laterals and the intermediate one are either barren or abortive, and the other lateral one fertile. *Filament* petaloid, either entire or 2-lobed, one of the lobes bearing the anther on its edge. *Anther* 1-celled, opening longitudinally. *Pollen* round (papillose in *Canna coccinea*, smooth in *Calathea zebrina*). *Ovary* 3-celled; *ovules* solitary and erect, or numerous and attached to the axis of each cell; *style* petaloid or swollen; *stigma* either the mere denuded apex of the style, or hollow, cucullate, and incurved. *Fruit* capsular, as in Scitamineae. *Seeds* round, without aril; *albumen* hard, somewhat floury; *embryo* straight, naked, its *radicle* lying against the hilum.—*Herbaceous* tropical plants, destitute of aroma. *Rhizoma* creeping, abounding in nutritive faecula. *Stem* often branching. *Leaves*, *inflorescence*, and *flowers*, as in Zingiberaceae.

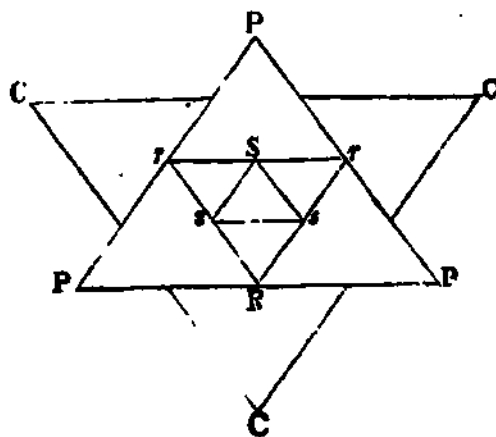
ANOMALIES. The ovary of *Thalia* is monospermous.

AFFINITIES. Under Zingiberaceae, the relations of that order and the present to other monocotyledonous groups has been noticed. In this place the distinction between the two orders has to be explained. Brown was the first to propose the separation of them, in which he has not been followed generally; a circumstance that has possibly arisen from a belief that Marantaceae differed from Zingiberaceae only in the absence of aroma and vitellus, and in the imperfection of their anther. But, as I have formerly stated in the *Botanical Register*, folio 932, the distinction of the two orders depends upon a much more important consideration than either of these. In true Zingiberaceae, as Brown has observed (*Prodr.* 305.), the stamen is always

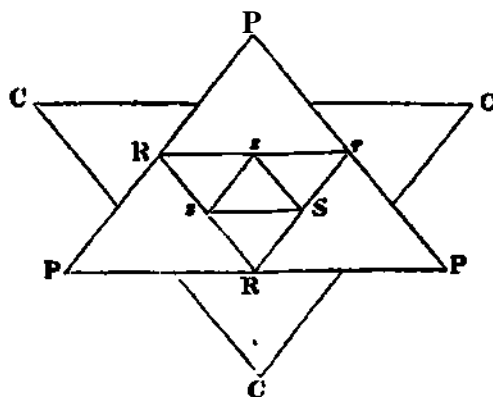
placed opposite the labellum or anterior division of the inner series of the corolla, and proceeds from the base of the posterior outer division; while the sterile stamens, when they exist, are stationed right and left of the labellum. But in Marantaceae the fertile stamen is on one side of the labellum, occupying the place of one of the lateral sterile stamens of Zingiberaceae. This peculiarity of arrangement indicates a higher degree of irregularity in Marantaceae than in Zingiberaceae, which also extends to the other parts of the flower. The suppression of parts takes place in the latter in a symmetrical manner; the two posterior divisions of the inner series of the perianthium, which are occasionally absent, corresponding with the abortion of the two anterior stamens. In Marantaceae, on the contrary, the suppression of organs takes place with so much irregularity, that the relation which the various parts bear to each other is not always apparent: instead of the central stamen being perfect while the two lateral ones are abortive, as in Zingiberaceae and most Orchidaceae, or of the central stamen being abortive and the two lateral ones perfect, as in some Orchidaceae, it is the central and one lateral one that are suppressed in Marantaceae. In the perianthium of *Canna* only the most external within the calyx can properly be called corolla; the remainder of the segments being attempts to produce barren petaloid stamens analogous to what is called the inner limb of the corolla in Zingiberaceae; and the characters upon which botanists found their specific distinctions depend upon the degree to which this development of petaloid abortive stamens extends. When, for instance, they describe some as having an inner limb of 2 or of 3, or of 4 or of 5 segments, they should rather say 2, 3, 4, or 5 stamens are partially developed. For remarks upon the proof thus afforded of the affinity of Zingiberaceae and Marantaceae to Musaceae, see the former order.

Perhaps it will be possible to put the relative structure of Zingiberaceae and Marantaceae in a clearer light by the following diagrams, in which the triangle C, C, C represents the calyx, the angles corresponding with the position of the sepals; the triangle P, P, P the corolla; R, r, r an outer series of petaloid stamens, of which r, r are rudimentary only; and S, s, s the inner series of stamens, of which S is the fertile and fully developed one.

ZINGIBERACEAE.



MARAJYTACEIE.



Lestiboudois has endeavoured to show (*Ann. des Sc.* 20. 316.) that the anther of *Canna* does not consist of one lobe only; his dissertation is a signal instance of confused reasoning and inaccurate observation.

Agardh describes the albumen of *Canna* as a fungous elastic substance, formed of densely compact hyaline granules, white internally, gradually passing through yellow and brown into black, and more analogous to an internal membrane than to albumen, because it undergoes little change during germination. But the albumen is better understood now than in 1823. See Introduction, and *Key to Botany*, par. 494, &c.

GEOGRAPHY. The greater part are found in tropical America and Africa; several are natives of India; some are known in a wild state beyond the tropics.

PROPERTIES. While the ginger tribe (*Zingiberaceae*) is valued for its aromatic heating principle, the arrow-root tribe (*Marantaceae*) is esteemed on account of the faecula, which abounds in the rhizoma and root of both tribes, being destitute of that principle: on this account it is collected as a delicate article of food, both from *Maranta arundinacea*, *Allouyia*, and *nobilis* in the West Indies, and also from *Maranta ramosissima* in the East. The fleshy cormus of some *Cannas* is reported to be eaten in Peru. A tough fibre is obtained from *Phrynium dichotomum*; and the leaves of the South American *Calatheas* are worked into baskets, whence their name. The juice of *Maranta arundinacea* is said to be efficacious in poisoned wounds. *Agdh.*

GENERA.

Myrosma, L. f.
Phrynium, Willd.

Thalia, L.
Peronia, DC.

Maranta, L.
Calathea, Meyer.
Canna, L.

ORDER CCXXXV. MUSACEJE. THE BANANA TRIBE.

Musf, *Juss. Gen.* (1789).—MUSACE[^], *Agardh Aph.* 180. (1823); *Ach. Rich. Nouv. EUm. ed.* 4.436. (1828); *Endlicher Prodr. Fl. Norf.* 34. (1833).

ESSENTIAL CHARACTER.—*Flowers* spathaceous. *Perianth* 6-parted, superior, petaloid, in 2 distinct rows, more or less irregular. *Stamens* 6, inserted upon the middle of the divisions, some often becoming abortive; *anthers* linear, turned inwards, 2-celled, often having a membranous petaloid crest. *Ovary* inferior, 3-celled, many-seeded, rarely 3-seeded; *style* simple; *stigma* usually 3-lobed. *Fruit* either a 3-celled capsule with a loculicidal dehiscence, or succulent and indehiscent. *Seeds* sometimes surrounded by

hairs, with an integument which is usually terestaceous; *embryo* in the axis of mealy albumen.—Stemless or nearly stemless plant. *Leaves* sheathing at the base, and forming a kind of spurious stem; often very large; their limb separated from the taper petiole by a round tumour, and having fine parallel veins diverging regularly from the midrib towards the margin.

ANOMALIES. *Heliconia* has only 1 ovule in each cell. The lamina of the leaf occasionally disappears in *Strelitzia*.

AFFINITIES. These have been pointed out under Zingiberaceae and Marantaceae, with which the Banana tribe is strictly related. Agardh characterises it as gynandrous (*l. c.*) but it does not appear upon what principle. The flower of *Musa* is well described in the Appendix to the *Congo Expedition*, 471., in a note: that of *Strelitzia* is pentandrous and exceedingly irregular, and is admirably illustrated in Bauer's drawings, published some years since by Ker, under the title of *Strelitzia Depicta*. The hilum of the seed gives rise to a tuft of long hairs in *Urania* and *Strelitzia*. For remarks upon the distinctive characters of some of the genera of Musaceae, see *Endl. Prodr.* p. 34.

GEOGRAPHY. Natives of the Cape of Good Hope, the islands of its south-east coast, and generally of the plains of the tropics, beyond which they do not naturally extend, unless in Japan, the climate of which seems to be much at variance with that of other countries in the same latitude.

PROPERTIES. Most valuable plants, both for the abundance of nutritive food afforded by their fruit, and for the many domestic purposes to which the gigantic leaves of some species are applied. These are used for thatching Indian cottages, for a natural cloth from which the traveller may eat his food, as a material for basket-making, and finally they yield a most valuable flax (*Musa textilis*), from which some of the finest muslins of India are prepared. The stems are formed of the united petioles of the leaves, which are remarkable for the vast quantity of spiral vessels they contain: these exist in such numbers as to be capable of being pulled out by handfuls, and they are actually collected in the West Indies and sold as a kind of tinder. *Dec, Org*, 38. The number of threads in each convolution of these spiral vessels varies from 7 to 22. *Ibid.* 37. The young shoots of the Banana are eaten as a delicate vegetable. The root of *Heliconia Psittacorum*; and the seed of *Urania speciosa*, are said to be eatable. The juice of the fruit and the lymph of the stem of *Musa* are slightly astringent and diaphoretic. The juice of the fruit of *Urania* is used for dyeing. *Agdh.*

GENERA.

<i>Heliconia</i> , L.	<i>Musa</i> , L.
<i>Strelitzia</i> , Ait.	<i>Ravenala</i> , Adans.
	<i>Urania</i> , Schreb.

ALLIANCE II. NARCISSALES.

ESSENTIAL CHARACTER.—*Flowers* hexandrous. *Sepals* and *Petals* equally petaloid* *Leaves* smooth or hairy, never scurfy, with the veins running parallel from the base to the apex.

The regular flowers, with all the parts equally and completely developed, form these plants into a peculiar group. *Ixiales* differ in the suppression of one series of the stamens; and *Bromeiales* in the outer series of the floral envelopes being calycine; while *Hydrales*, agreeing with the latter in the

floral envelopes, differ^v from them in^j their seeds being destitute of albumen, which in Monocotyledons is a very r^vmarkable circumstance.

ORDER CCXXXVI. AMARYLLIDACEÆ.

THE NARCISSUS TRIBE.

NARCISSI, the second section, *Juss. Gen.* 54. (1789).—AMARYLLIDEA, *R. Brown Prodr.* 296. (1810); *Herbert Appendix to the Bot. Mag.* (1821); *DC. and Duby*, 454. (1828); *Lindl. Synops.* 264. (1829).—NARCISSEJS *Agardh. Aph.* 173. (1823).—HYPOXIDEJE, *R. Brown in Flinders.* (1814); *Agardh. Aph.* 164. (1823). *Erf. Prior.* No. 235. (1830).

ESSENTIAL CHARACTER.—*Calyx* and *corolla* confounded, superior, regular, coloured, the former overlapping the latter. *Stamens* 6, arising from the sepals and petals, sometimes cohering by their dilated bases into a kind of cup; sometimes an additional series of barren stamens is present, often forming a cup which surmounts the tube of the perianth; *anthers* bursting inwardly. *Ovary* 3-celled, the cells many-seeded, or sometimes 1- or 2-seeded; *style* 1; *stigma* 3-lobed. *Fruit* either a 3-celled, 3-valved *capsule*, with loculicidal dehiscence, or a 1-3-seeded berry. *Seeds* with either a thin and membranous, or a brittle and black or a thick and fleshy testa; *albumen* fleshy or corneous; *embryo* nearly straight, with its radicle turned towards the hilum.—Generally *bulbous*, sometimes *fibrous-rooted*, occasionally with a tall, cylindrical, woody stem. *Leaves* ensiform, with parallel veins. *Flowers* usually with spathaceous bracts. *Stem* or scape not spadiceous.

AFFINITIES. The only^r orders with which this need be compared are Liliaceae, from which it is known by its inferior ovary: Iridaceae, which are distinguished by being triandrous, with the anthers turned outwards; and Haemodoraceae, which see. No one has ever thought of dismembering it, since Brown founded it upon Jussieu's 2d section of Narcissi; and it can scarcely be said to comprehend an anomalous genus, unless *Clivia* and *Doryanthes* be so considered, on account of their fascicled roots, *Agave* and *Fourcroya* which I place here at the instance of Mr. Herbert, the stems of which are woody, and *Gethyllis*, because of its being polyandrous. The latter deviation from the ordinary character of the order will probably be considered of less importance, if we bear in mind the polyandrous structure of some Haemodoraceae, and especially if, in the first place, the genuine Amaryllidaceous genus *Phycella* be attended to, which has a tendency to produce additional stamens, and if, secondly, the corona of *Narcissus* itself be borne in mind, which is in fact an organ representing an extra number of stamens. I have elsewhere remarked (*Bot. Reg.* 1341.) that this is connected with a strong tendency in the whole order to form another set of male organs between the perianth and those stamens that actually develop. Hence a curious instance is exhibited, to which several parallels may, however, be found in other families, of the force of development being generally confined to a series of organs originating within those which should be formed according to the ordinary laws of structure. Of course, in all such orders a multiplication of the usual number of stamens is more to be expected than where this peculiar circumstance does not exist. The order is now undergoing a careful revision by the Hon. and Rev. William Herbert, to whom I am much indebted for many valuable remarks, and for the materials from which the following list of genera has been prepared. I give up the possibility of characterizing Hypoxideae as a distinct order, for their occasionally rostellate seeds appear of no value as an ordinal distinction. Mr. Herbert would also bring here Dioscoreaceae. The public will soon have an opportunity of seeing the views of this gentleman fully developed in his forthcoming Monograph.

GEOGRAPHY. A very few only are found in the north of Europe and the same parallel; these are plants of the genera *Narcissus* and *Galanthus*. As we proceed south they increase. *Panocratium* appears on the shores of the Mediterranean; *Crinums* and *Panocratiums* abound in the West and East Indies; *Haemanthus* is found for the first time with some of the latter on the Gold Coast; *Hippeastrum* show themselves in countless numbers in Brazil, and across the whole continent of South America; and, finally, at the Cape of Good Hope the maximum of the order is beheld in all the beauty of *Haemanthus*, *Crinum*, *Clivia*, *Cyrtanthus*, and *Brunsvigia*. A few are found in New Holland, the most remarkable of which is *Doryanthes*.

PROPERTIES. One of the few monocotyledonous orders in which any poisonous properties are found. These are principally apparent in the viscid juice of the bulbs of *Haemanthus toxicarius* and some neighbouring species, in which the Hottentots are said to dip their arrow-heads. The bulbs of *Narcissus poeticus* have for ages been known as emetic; and it has recently been shown by Loiseleur Deslongchamps that a similar power exists in *Narcissus tazetta*, *odoratus*, and *Pseudo-Narcissus*, and *Panocratium maritimum*. The flowers of *Narcissus Pseudo-Narcissus* are also said to be emetic. De Candolle considers the principle found in *Amaryllidaceae* analogous to that of the Squill (*Essai*, p. 290). *Oporanthus luteus* is purgative, *Alströmeria salsilla* diaphoretic and diuretic, *Amaryllis ornata* astringent. *Agardh Aph.* 178. A kind of arrow-root is prepared from the succulent roots of *Alströmeria pallida* and others, in Chile. The wild *Agave* of Mexico yields, when tapped, a copious juice, which is fermented into a wine called Pulque, from which a spirit known under the name of *Vino Mercal* is obtained.

GENERA.

§ I. HYPOXIDEJE, R.Br. § 3. AMARYLLIDEA,	<i>Queltia</i> , Salisb.	<i>Eurycles</i> , Salisb.
<i>Curculigo</i> , Gaertn.	Herb!	<i>Proiphys</i> , Herb.
<i>Molineria</i> , Colla.	<i>Cyrtanthus</i> , Ait.	<i>Eucrosia</i> , Ker.
<i>Hypoxis</i> , L.	<i>Gastronema</i> , Herb.	—————
<i>Fabrida</i> , Thunb.	<i>Vallota</i> , Herb.	<i>Grimmia</i> , Ker.
<i>Calearithus</i> , Schlecht.	—————	<i>Lycoris</i> , Herb.
—————	<i>Sprekelia</i> , Herb.	<i>Clivia</i> , Lindl.
<i>Molinanthus</i> , Herb.	<i>Hippeastrum</i> , Herb.	<i>Imatophyllum</i> , Uook.
<i>Alströmeria</i> , L.	<i>Phycella</i> , Lindl.	<i>Haemanthus</i> , L.
<i>Collania</i> , Herb.	? <i>Eustephia</i> , Cm. {\}	<i>Buphane</i> , Herb.
<i>Sphaerine</i> , Herb.	<i>Habranthus</i> , Herb.	<i>Ammocharis</i> , Herb.
<i>Bomarea</i> , Mirb.	<i>Zephyranthes</i> , Herb.	<i>Amaryllis</i> , L.
§ 2. AGAVE/E, Herb.	<i>Haylockia</i> , Herb.	<i>Crinum</i> , L.
<i>Fourcroya</i> , Vent.	<i>Cooperia</i> , Herb.	<i>Brunsvigia</i> , Ker.
<i>Agave</i> , L.	<i>Sphaerotele</i> , Presl.	<i>Nerine</i> , Herb.
<i>Littia</i> ,	<i>Pyrolirion</i> , Herb.	<i>Strumaria</i> , Jacq.
<i>Doryanthes</i> , Correa.	—————	<i>Imhofia</i> , Herb.
—————	<i>Gethyllis</i> , L.	<i>Hessea</i> , Herb.
<i>Bravoia</i> , La LI.	<i>Sternbergia</i> , W. et K.	<i>Carpolyza</i> , Salisb.
<i>Ceetocapnia</i> , Lk. et	<i>Oporanthus</i> , Herb.	<i>Hessea</i> , Berg.
Oth.	<i>Lapiedra</i> , Lga.	§ 4. GALANTHEAS,
<i>Ixiolirion</i> , Fisch.	—————	Herb.
? <i>Tecophilea</i> , P. Opp. "	<i>Corbularia</i> , Haw.	<i>Galanthus</i> , L.
	<i>Ajax</i> , Salisb.	<i>Acis</i> , Salisb.
		<i>Calostemma</i> , R. Br.

ORDER CCXXXVII. HLEMODORACEÆ.

THE BLOOD-ROOT TRIBE.

HJEMODORACEJE, *R. Brown Prodr.* 299. (1810); *Agardh. Aphor.* 170. (1823); *Ach. Rich. Nouv. Elim.* 436. (1828).

ESSENTIAL CHARACTER.—*Calyx* and *corolla* confounded, more or less woolly, superior, or inferior. *Stamens* arising from the sepals and petals, either 3 and opposite the petals, or 6; *anthers* bursting inwardly. *Ovary* with the cells 1- 2- or many-seeded, superior or inferior, usually 5-celled, occasionally 1-celled; *style* simple; *stigma* undivided. *Fruit* capsular, valvular, seldom indehiscent, somewhat nucamentaceous. *Seeds* either definite and peltate, or indefinite.—*Leaves* equitant, never flat.

AFFINITIES. The principal distinction between these and Amaryllidaceae consists in their perianth not having the regular equitant position of sepals and petals which is found in the latter, in their constantly equitant leaves, and in their flowers, which have frequently a woolly surface, and a small limb compared with the tube. From Iridaceae they are divided by the number of their stamens, and by their anthers turning inwards, or, if their stamens are reduced to three by those organs being opposite the petals, and by their simple stigma. In the first edition of this work I modified the character in conformity to the views of Von Martius, who includes *Vellozia* and *Barbacenia*. But further consideration has led me to confine the order to the plants which are indicated by Brown in his *Prodromus*. Mr. Herbert includes all the hexandrous genera in Amavyllidaceae; but it seems to me that the characters above given are sufficiently well marked to establish this order as firmly as Amaryllidaceae themselves. As to *Wachendorfia*, with its triandrous flowers, and superior ovary, Mr. Herbert looks upon it as the type of an order (*Wachendorfiaceae*, *Herb. MSS.*) of rare occurrence, but quite unconnected with *Hsemodorum* and *Conostylis*. Supposing this to be so, still I think it will be better to group *Hsemodoraceae* as Brown proposed.

GEOGRAPHY. Found in North America sparingly, and the Cape of Good Hope; 12 are described chiefly from the more temperate parts of New Holland.

PROPERTIES. De Candolle remarks, that the red colour found in the roots of *Dilatris tinctoria* in North America, where it is used for dyeing, prevails in *Hsemodorum* and *Wachendorfia*, and deserves to be studied in the rest of the order.

GENERA.

<i>Hæmodorum</i> , Sm.	<i>Conostylis</i> , R. Br.	<i>Anigozanthus</i> , La B.	<i>Xiphidium</i> , Laefl.
<i>Dilatris</i> , L.	<i>Lanaria</i> , Ait.	<i>Schwegrichenia</i> , Sjt.	_____
<i>Lachnanthes</i> , Ell.	<i>Argolasia</i> , Juss.	<i>Wachendorfia</i> , L.	<i>Phlebocarya</i> , R. Br.
<i>Gyrotkeca</i> , Salisb.	<i>Lophiola</i> , Ker.	<i>Pedilonia</i> , Presl.	
<i>Heritiera</i> , Mchx.			

ORDER CCXXXVIII. BURMANNIACEJE.

BURMANNIÆ, *Spreng. Syst.* 1. 123. (1825); *Reichenb. Conspect.* 60. (1828) a sect. of Amaryllideae.—BURMANNIACEÆ, *Blume Enum. Pl. Jav.* 27. (1827); *Bartl. Ord. Nat.* 41. (1830); *Schult.f. in RSm. et Sch. Syst. Veg.* 7. LXXIII. (1830).—TRIP-TERELLEJE, *Nuttall in Act. Philadelph.* 7. 23.

ESSENTIAL CHARACTER.—*Flowers* hermaphrodite. *Perianthium* tubular, superior, coloured, membranous, with 6 teeth, the 3 inner of which (petals) are minute, the 3 outer larger, and with a wing or keel at the back. *Stamens* 3, inserted in the tube opposite

the petals; *anthers* sessile, 2-celled, opening transversely, with a fleshy connective; sometimes 3 sterile stamens, alternate with them. *Ovary* inferior, or 3-celled, many-seeded, with the dissepiments alternate with the wings of the perianth; *stijfe* single: *stigma* 3-lobed, petaloid. *Capsule* covered by the withered perianth, or 3-celled, bursting irregularly. *Seeds* very numerous and minute, striated; [with an aril; attached to each side of the inflected dissepiments; *albumen* fleshy; *embryo* minute included. *Blume.*']—*Herbaceous* plants, with tufted radical acute *leaves*, or none; 'a slender naked stem; and terminal flowers, sessile upon a 2- or 3-branched rachis, or solitary.

AFFINITIES. The single genus upon which this was founded, was placed by Jussieu in Bromeliaceae; Brown stationed it as a doubtful genus at the end of Juncaceae, with the remark, that it is extremely distinct both in flower, fruit, and inflorescence, and not really allied to any other known plant, but more nearly related to *Xyris* and *Philydrum* than to either *BromeUa* or *Hypoxis*. Von Martius, who has beautifully illustrated the Brazilian species, refers them to Hydrocharaceae. Blume, who has added two new genera, merely remarks that "the order is known from Juncaceae by its tubular perianth which is petaloid instead of glumaceous, and by the structure of the fruit; it is well distinguished from Iridaceae by the station of the stamina, and the transverse dehiscence of the anthers." *Enum.* p. 27. Nuttall asserts that *Tripterella* is a genus distinct from *Burmannia* 1. c. To me it seems that they are, upon the whole, nearest Hsemodoraceae, with which they agree in their tubular perianthium, in having the stamens reduced to three and opposite the petals, a much enlarged connective, the ovary inferior, and some resemblance in foliage and habit. It is, however, certain that there is no known monocotyledonous order to which these really approach very closely.

GEOGRAPHY. Natives of the tropics of Asia, Africa, and America. *Tripterella* is found as far to the north as Virginia in North America.

PROPERTIES. *Apteria setacea* is slightly bitter and very astringent. Similar flavour, something like that of Green Tea, is discernible in *Tripterella cserulea*. *Nuttall.*

GENERA.

<i>Burmannia</i> , L.	<i>Tripterella</i> , Mx.
<i>Maburnia</i> , Pet. Th.	<i>Gonyanthes</i> , Bl.
<i>Vogelia</i> , Gmel.	<i>Gymnosiphon</i> , Bl.
	<i>Apteria</i> , Nutt.

ORDER CCXXXIX. TACCACEIÆ.

TACCÆ*, *PresL Reliq. Hank.* 1. 149. (1830); *Bartl. Ord. Nat.* 82. (1830).—TACC ACE*, *Key*, 8fc. 70. (1835).

ESSENTIAL CHARACTER.—*Perianth* superior; *limb* petaloid, equal, or unequal, persistent. *Stamens* 6, inserted into the base of the segments of the perianth, distinct; *filaments* dilated, petaloid, hooded at the apex; *anthers* inserted below the points of their filaments, in their concavity; 2-celled, the cells distinct. *Ovary* composed of 3 connate carpels, 1-celled, or half 3-celled, with 3 parietal polyspermous placentae; *styles* 3, connate; *stigmas* connate at the base, radiating, 2-lobed. *Pericarp* berried, indehiscent, 1-celled, or half 3-celled, many-seeded. *Seeds* lunate or somewhat ovate, striated. *Albumen* fleshy. *Embryo* placed on the outside of the albumen in the region of the hilum.—Large perennial *herbs*, with a tuberous root. *Stem* very short, bearing scapes. *Leaves* all radical, stalked pedatifid, the segments pinnatifid and entire; rarely undivided, with curved parallel veins. *Stipules* 0. *Flowers* placed on the top of a simple taper or angular furrowed scape, in umbels, hermaphrodite, regular, surrounded by undivided bracts forming an involucre. *Bartling.*

AFFINITIES. Personally I have had no opportunity of examining critically

the plants which compose this small order; the character, therefore, I borrow from Bartling who oddly enough considers the species Dicotyledonous. They are in some respects like Araceae, in others like Zingiberaceae (*Tacca lsevis*); but certainly have nothing to do with Dicotyledons. Blume has the following remarks upon *Tacca*. *Enum.* 1. 82. "The genus *Tacca* offers the type of a new family between Araceae and Aristolochiaceae. To the former it approaches closest in habit, especially in the leaves, but it is very different from them in the structure of the parts of fructification. For in no species of true Araceae is a corolline perianth, properly so called, to be found; what we have the custom of calling so in *Dracontium* and others, is nothing but scales, and not even a calycine integument; the perianth is moreover superior in *Tacca*. By this superior perianth the affinity with Aristolochiaceae is evident; but from those too *Tacca* differs in the situation of the stamens, which are not as in that order adherent to the pistil with the anthers opening outwards, but are placed on the perianth itself with the anthers turned inwardly." In *Tacca* it is probable that there are several germinating points upon the embryo, analogous to the double or triple plumule of *Dracontium*; hence embryos of such a kind may be said to be tubers formed in the fruit itself. Brown long since stated (*Prodromus, IStO*) that a relation is established between Araceae and Aristolochiaceae by means of *Tacca*. See also *Agardh Aphorism*, 245.

GEOGRAPHY. Found in the hotter parts of India, the South Sea Islands, and the tropical parts of Africa.

PROPERTIES. The great fleshy tuberous roots are filled with a nutritive faecula resembling arrow root, but its petioles are acrimonious. *Agardh*.

GENERA.

Tacca, Forst.
Ataccia, Presl.

ALLIANCE III. IXIALES.

ESSENTIAL CHARACTER.—*Stamens* 3, with the anthers turned outwards.

ORDER CCXL. IRIDACEJE. THE CORNFLAG TRIBE.

IRIDKS, JUSS. Gen. 57. (1789).—**ENSATA**, *Ker in Ann. of Botany*, 1. 219. (1805).—**I RIDE***., *R. Brown Prodr.* 302. (1810); *Ker. Gen. Irid.* (1827); *DC. and Duby*, 451. (1828); *Lindl. Synops.* 254. (1829); *Bartl. Ord. Nat.* 44. (1830).

ESSENTIAL CHARACTER.—*Calyx* and *corolla* superior, confounded, their divisions either partially cohering, or entirely separate, sometimes irregular, the 3 petals being sometimes very short. *Stamens* 3, arising from the base of the sepals; *filaments* distinct or connate; *anthers* bursting externally lengthwise, fixed by their base, 2-celled. *Ovary* 3-celled, cells many-seeded; *style* 1; *stigmas* 3, often petaloid, sometimes 2-lipped. *Capsule* 3-celled, 3-valved, with a loculicidal dehiscence. *Seeds* attached to the inner angle of the cell, sometimes to a central column, becoming loose; *albumen* corneous, or densely fleshy; *embryo* enclosed within it.—*Herbaceous* plants, or very seldom *under-shrubs*, usually smooth; the hairs, if there are any, simple. *Roots* tuberous or fibrous. *Leaves* equitant, distichous, in most genera. *Inflorescence* terminal, in spikes, corymbs, or panicles, or crowded. *Bracts* spathaceous, the partial ones often scarious; the *sepals* occasionally rather herbaceous.

AFFINITIES. This order differs from *Amaryllidaceae* essentially, in being

triandrous, with the anthers turned outwards; from Orchidaceae, to which it approaches very nearly in some respects, in not being gynandrous, and in all the anthers being distinct; from Zingiberaceae and Marantaceae the three perfect stamens divide it, independently of the structure of the leaves, which are extremely different. Hscmodoraceae, which are often triandrous and have equitant leaves, have the anthers bursting inwardly, and when triandrous their stamens are opposite the petals. The Iris represents the general structure of the order; but a departure from the form of perianth found in that genus takes place in Crocus, the flower of which is extremely like that of Gethyllis and Oporanthus among Amaryllidaceae on the one hand, and of Colchicum among Melanthaceae on the other; the latter is known by its superior triple ovary. The dilated stigma found in Iris is characteristic of the whole order; in Crocus it is rolled up instead of being spread open. Brown observes, that Burniannia appears at first sight to agree with Iridaceae, especially in its equitant leaves, coloured superior triandrous perianth, and 3 dilated stigmas; it cannot, however, be united with them, on account of its fertile stamens being opposite the inner segments of the perianth, and alternating with an equal number of sterile ones, because of the transverse dehiscence of the anthers, and also the structure of the seeds. In Xyris some resemblance with this order is discoverable, especially in the disposition of the leaves, the triandrous flowers, and anthers turned outwards; but that genus is very distinct in its inferior perianth, the outer segments of which are glumaceous, and the inner distinctly petaloid, in the ungues bearing the stamens at their apex, in their sterile alternate stamens, and especially in the structure of the seed. *Prodr.* 302.

GEOGRAPHY. Principally natives either of the Cape of Good Hope, or of the middle parts of North America and Europe. A few only are found within the tropics, and the order is generally far from abundant in South America, if compared with the numbers that exist at the Cape. The genera Marica and Morsea appear to occupy the same station in hot climates that Iris, a closely related genus, does in cooler latitudes.

PROPERTIES. More remarkable for their beautiful fugitive flowers than for their utility. The rhizoma of some of them is slightly stimulating, as the violet-scented Orris root, the produce of Iris Florentina. A few, such as Iris tuberosa are purgative; and Iris versicolor and verna are used as cathartics in the United States. The substance called Saffron is the dried stigmas of Crocus sativus, the colouring ingredient is a peculiar principle, to which the name Polychroite has been given. It possesses the remarkable properties of being totally destroyed by the action of the solar rays, of colouring in small quantity a large body of water, and of forming blue and green tints when treated with sulphuric and nitric acid, or with sulphate of iron. *DC.* According to Gray, the roasted seeds of Iris pseud-acorus very nearly approach Coffee in quality. *Syopl. Pharmac.* 237.

GENERA.

Diasia, DC.	Sparaxis, Ker.	Pardanthus, Ker.	Tigridia, Juss.
<i>Aglaa</i> , Pers.	Synnetia, Swt.	<i>Belemcanda</i> , Mnch.	Cypella, Herb.
<i>Melaspharula</i> , Ker.	Babiana, Ker.	Witsenia, L.	Ferraria, L.
Diplarrhena, La Bill.	Galaxia, Thunb.	<i>Sophronia</i> , L.	Moraea, L.
Gladiolus, L.	Crocus, L. - v	Tapeinia, Juss.	Hermodactylus/Tourn.
Montbretia, DC.	Trichonema, Ker.	Libertia, Spreng.	<i>Juno</i> , Tratt.
Watsonia, Ker.	<i>Romulea</i> , Maratt.	<i>Renealmia</i> , R. Br.	Homeria, Vent.
Antholyza, L.	Geissorhiza, Ker.	<i>Nematostigma</i> , Diet.	Vieusseuxia, La Roche.
Ovieda, Spreng.	Hesperantha, Ker.	Patersonia, R. Br.	Iris, L.
<i>Lapeyrousia</i> , Pourr.	Ixia, L.	Cipura, Aubl.	<i>Isis</i> , Tratt.
Anomatheca, Ker.	Aristea, Ait.	<i>Marica</i> , Schreb.	Orthrosanthus, Swt.
Tntonia, Ker.	Genlisia, Rchb.	Sisyrinchium, L.	Herbertia, Swt.
<i>IVaitgia</i> , Rchb.	<i>Nivenia</i> , Vent.	<i>Bermudiana</i> , Gsertn.	Streptanthera, Swt.
			Spatalanthus, Swt.

ALLIANCE IV. *UROMELIALES*.

ESSENTIAL CHARACTER.—*Calyx* usually calycine, sometimes petalinc. *Petals* petaline. *Stamens* 6 or more. *Albumen* mealy.

ORDER CCXLI. BROMELIACEÆ. THE PINE-APPLE TRIBE.

BBOMELLIÆ, *JUSS. Gen.* 49. (1789); *Diet. Sc. Nat.* 5. 347. (1817).—BROMELIACEÆ, *Lindl. in Bot. Reg.* fid. 1068. (1827); *DC. and Duby*, 472. (1828); *Bartl. Ord. Nat.* 46. (1830); *Schult.f. in Rom. and Sch. Syst. Veg.* vol. 7. (1830).

ESSENTIAL CHARACTER.—*Calyx* 3-parted or tubular, persistent, more or less cohering with the ovary, usually herbaceous, sometimes coloured. *Petals* 3, coloured, withering or deciduous, equal or unequal. *Stamens* 6, or more, inserted into the tube of the calyx and corolla. *Ovary* 3-celled, many-seeded; *style* single; *stigma* 3-lobed, or entire, often twisted. *Fruit* capsular or succulent, 3-celled, many-seeded. *Seeds* numerous; *embryo* taper, recurved, or minute, lying in the base of mealy albumen.—*Stemless* or *short-stemmed* plants, their stems sometimes composed of fibrous roots consolidated round a slender centre, with rigid channelled *leaves* often covered with cuticular scales, and spiny at the edge or point. *Fruit* sometimes eatable.

AFFINITIES. *Stratiotes* among *Hydrocharaceae* has so much the foliage of this order as to render it probable, taking the fructification also into account, that the nearest affinity of the Pine Apple tribe is with the former. It is, however, essentially distinguished by its seeds having mealy albumen. This circumstance also cuts it off from *Amaryllidaceae*, to which it approaches in the case of *Hypoxis*. The habit of *Bromeliaceae* is peculiar; the order consists of hard dry-leaved plants, often with a scurfy surface; the species are often capable of sustaining long drought without inconvenience, and in the case of the *Barbacenias* and *Vellozias*, have a most remarkable organization of the stem. This part consists of a central slender subcylindrical column, which never increases in diameter after its first formation, and which has the ordinary monocotyledonous structure. Outside of the column are arranged great quantities of slender fibrous roots, which cohere firmly by their own cellular surface, and form a spurious kind of wood, which is extremely like that of some kinds of Palm wood, only it is developed by constant additions to the very outside of the original stem. Something analogous occurs in *Pandamis*.

GEOGRAPHY. All, without exception, natives of the continent or islands of America, whence they have migrated eastwards in such numbers as to have established themselves as part of the present Flora of the west coast of Africa, and some parts of the East Indies.

PROPERTIES. The most remarkable is the Pine Apple, or *Ananas*, which is well known for the sweetness and fine aromatic flavour of its fruit. No other species is of the same interest. They are all capable of existing in a dry hot air without contact with the earth; on which account they are favourites in South American gardens, where they are suspended in the dwellings, or hung to the balustrades of the balconies; situations in which they flower abundantly, filling the air with their fragrance. Ropes are made in Brazil from a species of *Bromelia*, called *Grawatha*. *Pr. Max. Trav.*

GENERA.

<i>Ananassa</i> , Lindl.	<i>Xerophyta</i> , Juss.	<i>Caraguata</i> , Pl.	<i>Cottendorfia</i> , Schult. f.
<i>Bromelia</i> , L.	<i>Vellozia</i> , Vandelli.	<i>Devilla</i> , Bert.	<i>Dyckia</i> , Schult. f.
<i>Aechmea</i> , R. et P.	<i>Campderia</i> , Kth.	<i>Bonapartea</i> , R. et P.	<i>Navia</i> , Schult. f.
<i>Billbergia</i> , Thunb.	<i>Raddia</i> , Rich.	<i>Acanthospora</i> , Spr.	<i>Encholirium</i> , Schult. f.
<i>Pitcairnia</i> , L'Herit.	<i>Barbacenia</i> , Vandelli.	<i>Misandra</i> , Dietr.	<i>Puya</i> , Molin.
<i>Hepetis</i> , Swz.	<i>Tillandsia</i> , L.	<i>Pourretia</i> , R. et P.	<i>Brocchinia</i> , Schult. f.
<i>Spirastigma</i> , L'Hcr.	<i>Strepsia</i> , Nutt.	<i>Guzmannia</i> , R. et P.	<i>Hohenbergia</i> , Schult. f.
			? <i>Weldenia</i> , Sch.

ALLIANCE V. *HYDRALES*.

ESSENTIAL CHARACTER.—*Calyx* calycine. *Petals* petaline. *Stamens* more numerous than 6. *Albumen* always absent.

ORDER CCXLII. HYDROCHARACEÆ. THE FROG-BIT TRIBE.

HYDROCHARIDES, *JUSS. Gen.* 67. (1789).—HYDROCHARIDEJE, *DC. Fl. Fr.* 3. 265. (1815); *R. Brown Prodr.* 344. (1810); *Richard in Mem. Mus.yol.* 1. 365. (1815); *Agardh Aph.* 127. (1822); *Lindley's Synopsis.* 254. (1829).—VALLISNERIACEJE and STRATIOTEJE, *Link Handb.* 1. 281. (1829).

ESSENTIAL CHARACTER.—*Flowers* hermaphrodite or unisexual. *Sepals* 3, herbaceous. *Petals* 3, petaloid. *Stamens* definite or indefinite. *Ovary* single, inferior, 1- or many-celled; *stigmas* 3-6; *ovules* indefinite, often parietal. *Fruit* dry or succulent, indehiscent, with 1 or more cells. *Seeds* without albumen; *embryo* undivided, antitropous.—*Floating* or water-plants. *Leaves* with parallel veins, sometimes spiny. *Flowers* spathaceous.

AFFINITIES. These water-plants are readily distinguished from all other monocotyledons by their tripetaloid flowers, with an inferior ovary; by this they are separated from Alismaceae, with which they agree in habit and want of albumen, but from which they also differ, as Pomeae and Ranunculaceae, in the carpels being definite, not indefinite. Commelinaceae are at once recognised by their superior trilocular ovary. Agardh refers here *Trapa* (see p. 37); Linnaeus placed Hydrocharaceae along with Palms! in his natural arrangement.

Link defines his Hydrocharidese, Stratiotese, and Vallisneriaceae, thus:—

Hydrocharidea. Aquatic herbs. Leaves with parallel veins connected with lateral ones; sheath separate. Calyx divided to the base. Corolla polypetalous. Pericarpium. Albumen none, unless the thickened part of the embryo. *Hydrocharis*.

Stratiotea. Aquatic herbs. Leaves sheathing with parallel veins. Flowers spathaceous. Calyx tubular. Corolla polypetalous, inserted on the calyx. A "berry. *Stratiotes*.

Vallisneriacea. Aquatic herbs. Dioecious, diclinous. *Males*; Flowers in a spadix, from which they finally separate. Corolla monopetalous. *Females*; Spathe 1-flowered. Peduncles spiral. Calyx 1-leafed. Corolla polypetalous. Capsules 1-celled, many-seeded. Seeds parietal. *Vallisneria*.

GEOGRAPHY. Natives of Europe, North America, and the East Indies. One species is found in Egypt (*Damasonium indicum*), and two *Vallisnerias* in New Holland.

PROPERTIES. Nothing known, unless that the fruit of *Euhalus* is eatable, and its fibres capable of being woven, according to Agardh (*Aph.* 128). The *Janji* of Hindostan, called *Vallisneria alternifolia* by Roxburgh, *Hydrilla* by Hamilton, is one of the plants used in India for supplying water mechanically to sugar in the process of refining it. *Brewster*, 1. 34.

GENERA.

Hydrocharis, L.	Stratiotes, L.	Anacharis, Rich.	Boottia, Wall.
Limnobiium, Rich.	Euhalus, Rich.	Elodea, Rich.	Saivala, Wall. cat.
Damasonium, Schreb.	Blyxa, Pet. Thou.	Udora, Nutt.	
- <i>Ottelia</i> , Pers.	Vallisneria, L.	<i>Serpicula</i> , Roxb	
	<i>Phycium</i> , Lour.	<i>Hydrilla</i> , Rich.	

GROUP II. *Gynandroææ*.

ESSENTIAL CHARACTER.—*Stamens* and *style* consolidated into a central column. *Flowers* complete, formed upon a ternary plan. *Ovary* always inferior, usually 1-celled, with scobiform seeds.

The greatest exception to the character of this group,—indeed the only one worth naming,—occurs in *Apostasiaceæ*, which have not only a trilocular ovary, but separate stamens. Here then we find, in a very large assemblage of otherwise unvarying plants, a direct case of transition to *Haemodoraceæ* or *Amaryllidaceæ*. This instance is a useful hint to those who believe that any order exists in which the limits are absolutely defined. I have no doubt that time will discover *Composite*, *Cinchonaceæ*, *Stellatac*, and *Umbelliferae* with superior fruit, and that other orders will have their characters equally broken down.

Regular flowered *Orchidaceæ*, such as *Thelymitra*, approach *Liliaceæ*, and the ordinary structure of the order approaches very much to that of *Gladiolus* among *Iridaceæ*.

ORDER CCXLIII. ORCHIDACEÆ. THE ORCHIS TRIBE.

ORCHIDES, *JUSS. Gen.* 64. (1789).—ORCHIDÆ, *R. Brown Prodr.* 309. (1810); *Rich, in Mém. Mus.* 4. 23. (1818); *Lindl. Synops.* 256. (1829); *Id. Genera and Species of Orch.* (1830); *R. Brown Observations on the Sexual Organs, &c. of Orchidem and Jsclepiadee* (1831).

ESSENTIAL CHARACTER.—*Perianth* superior, ringent. *Sepals* 3, usually coloured, of which the odd one is uppermost in consequence of a twisting of the ovary. *Petals* 3, 2 sometimes absent, usually coloured, of which 2 are uppermost in consequence of the twisting of the ovary, and 1, called the *lip*, undermost; this latter is frequently lobed, of a different form from the others, and very often spurred at the base. *Stamens* 3, united in a central column, the 2 lateral abortive, the central perfect, or the central abortive, and the 2 lateral perfect; *anther* either persistent or deciduous, 2- or 4- or 8-celled; *pollen* either powdery, or cohering in definite or indefinite waxy masses, either constantly adhering to a gland or becoming loose in their cells. *Ovary* 1-celled, with 3 parietal placentae; *style* forming part of the column of the stamens; *stigma* a viscid space in front of the column, communicating directly with the ovary by a distinct open canal. *Impregnation* Taking effect by absorption from the pollen masses through the gland into the stigmatic canal. *Capsule* inferior, bursting with 3 valves and 3 ribs. *Seeds* parietal, very numerous; *testa* loose, reticulated, contracted at each end; *albumen* none; *embryo* a solid, undivided, fleshy mass.—*Herbaceous* plants, either destitute of a stem, or forming a kind of above-ground tuber (pseudo-bulb) by the cohesion of the bases of the leaves, or truly caulescent. *Roots* in the herbaceous species fleshy, divided or undivided, or fasciculate; in the caulescent species tortuous, and green and proceeding from the stem. *Leaves* simple, quite entire, often articulated with the stem. *Pubescence* rare; when present, sometimes glandular. *Flowers* in terminal or radical spikes, racemes, or panicles; sometimes solitary.

AFFINITIES. It is not necessary to enter, in this place, into an historical inquiry as to the gradual alteration that has taken place in the views of botanists with regard to the structure of the sexual apparatus of these most curious plants, or to explain what degree of error existed in the description of those who mistook masses of pollen for anthers, or a column of stamens for a style; such errors could only have occurred at a period when the laws of organisation were totally unknown. They have been corrected, in a more or less perfect manner, by various writers; most completely by *Brown* in his *Prodromus*, published in 1810, and subsequently by the late most accurate and indefatigable *Richard*. But long before the publication of any rational explanation of the structure of the *Orchis* tribe, while botanists were in utter darkness upon the subject, it had been most fully investigated by a gentleman un-

rivalled for the perfection of his microscopical analyses, the beauty of his drawings, and the admirable skill with which he follows Nature in her most secret workings; and let me add, which is a still rarer quality, the generous disinterestedness with which he communicates to his friends the result of his patient and *his* labours. I have sketches before me by Mr. Bauer, executed from 1794 to 1807, in which the most material part of what has been published since that period is shewn in the most distinct and satisfactory manner. I am happy to have been the humble means of giving some of these **extraordinary** productions of the pencil to the world, in the *Illustrations of the Genera and Species of Orchideous Plants*, of which 3 parts in 4to. with 30 plates have appeared.*

If the sexual apparatus of an Orchideous plant is examined, it will be found to consist of a fleshy body stationed opposite the lip, bearing a solitary anther **at** its apex, and having in front a viscid cavity, upon the upper edge of which there is often a slight callosity. This cavity is the stigma, and the callosity is the point through which the fertilising matter of the pollen passes into the tissue communicating with the ovules. Hence such a plant would appear to be monandrous; it will be seen, however, in Scitamineae and Marantaceae, the only other monandrous orders of Monocotyledons, that, while only one perfect stamen is developed, two others exist in a rudimentary state; so that the ternary number prevalent in Monocotyledons is not **departed** from. So it is in Orchidaceae: the column does not consist of a single filament cohering with the **Style**, but of three filaments firmly grown together, the central of which is antheriferous, and the lateral sterile. This is proved by the frequent presence of callosities, or processes in the place of the sterile stamens by imperfectly-formed anthers occasionally appearing at the side of the perfect one; and, if any further evidence were **wanted**, by monsters, in which a regular structure is exchanged for the ordinary irregular one. Such an instance in *Orchis latifolia* is described by Achille Richard, in the *Mémoires de la Soc. d'Hist. Nat. of Paris*, in which the flowers were perfectly triandrous, with no trace of irregularity in any part of the floral envelopes.

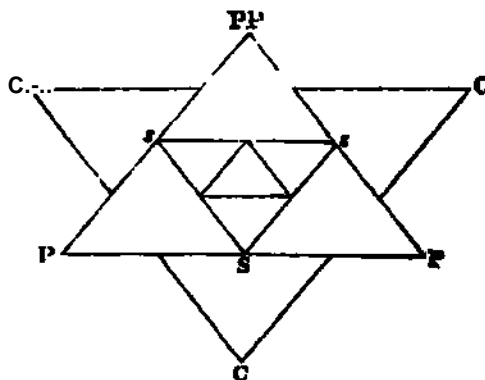
The opinion above mentioned concerning the manner in which fertilization is accomplished has been objected to by Brown and Brongniart, who believe that in these as in other plants this effect is produced by the emission of pollen tubes, produced by pollen fallen upon the stigma. See my *Introduction to Botany*, -*Id est* *Hon.*, p. 284, for this theory and for any objections to it.

Orchidaceae are remarkable for the bizarre figure of their multiform flower, which sometimes represents an insect, sometimes a helmet with the visor up, and sometimes a grinning monkey: so various are **these** forms, so numerous their colours, and so complicated their combinations, that there is scarcely a common reptile or insect to which some of them have not been likened.

* It was a subject of sorrow to me to find, shortly after the appearance of the first **edition** of the present work, that some observations, substantially the same as **these**, had given rise to **the pretence**, on the part of a northern critic, that what was intended as a mere act of justice to the little known labours of Mr. Bauer, was in fact to be understood as a hint, that Dr. Brown had been indebted to Mr. Bauer for information of which he had profited without acknowledgement. I know nothing of the person, or the motives of the writer from whom this *calumny* did emanate; but **this** I know, that no person of *common* sense, or common feeling, would have thought of casting such an imputation upon the man to whom Botany owes more in this country than to any individual since the time of Ray. Nevertheless there were certain **well-meaning** persons who thought I ought to have **noticed** these aspersions, **uti who have quarrelled** with me (God save the mark) **because** I was of another opinion. *Pace tantarum virorum* I think myself a better judge than they of what concerns my own honour, and I am not likely to take them into my counsel: as *o* wjia it is, *or is no*, befitting me to do.

Their flowers, however, will all be found to consist of three outer pieces belonging to the calyx, and three inner belonging to the corolla; and all departure from this number, six, depends upon the cohesion of contiguous parts: with the solitary exception of *Monomeria*, in which the lateral petals are entirely abortive. Sometimes two of the sepals cohere into one, as in certain species of *Oncidium*, and then the calyx has the appearance of consisting of but two sepals; sometimes the lateral petals are connate with the column, as in *Gongora* and *Lepanthes*, and then the column appears furnished with two wings. In nearly the whole order the odd petal, called the lip, arises from the base of the column, and is opposite it; but in the Cape genus *Pterygodium*, the lip sometimes grows from the apex of the column, and sometimes is stalked and turned completely over between the fork of the inverted anther, and thus seems to belong to the back of the column. Nor is the anther less subject to modification, although constant to its place: sometimes it stands erect, the line of dehiscence of its lobes being turned towards the lip; sometimes it is turned upside down, so that its back regards the lip; often it is prone upon the apex of the column, where a niche is excavated for its reception. The pollen is not less curious: now we have it in separate grains, as in other plants, but cohering to a meshwork of cellular tissue, which is collected into a sort of central elastic strap; now the granules cohere in small angular indefinite masses, and the central elastic strap becomes more apparent, becomes attached to a glandular process of the stigma which is often enclosed in a peculiar pouch especially destined for its protection; again, the pollen combines into larger masses, which are definite in number, and attached to another modification of the elastic strap; and finally a complete union of the pollen takes place, in solid waxy masses, without any distinct trace of this central elastic tissue. Such is a part of the singularities of Orchideous plants, and upon these the distinctions of their tribes and genera are naturally founded. Whoever studies them must bear in mind that their fructification is always reducible to 3 sepals, 3 petals, a column consisting of 3 stamens grown firmly to one another, and to a single style and stigma; and, with this view, he will have no difficulty in understanding the organisation of even the most anomalous Cape species. For many curious, and, for systematic purposes most important, remarks upon this order, see Brown's observations as above quoted.

If the following diagram be compared with those employed to illustrate the distinctions of *Marantaceae* and *Zingiberaceae*, p. 326, the relation borne to those orders by *Orchidaceae* will be distinctly seen. In the diagram the parts are arranged as they are in nature before the ovary twists; that is, with the lip next the axis, or uppermost, and the stamen undermost. Let C, C, C represent the outer series of floral envelopes or calyx, and PP, P, P the inner, or corolla, of which PP is the labellum: then the position of the single fertile stamen will be at S, and the sterile ones at \$, s; that is to say, in the situation of the supernumerary petaloid stamens of *Zingiberaceae* and *Marantaceae*, while the second series of stamens, to which the fertile stamen of these orders belongs, is not developed in *Orchidaceae*,



GEOGRAPHY. Found in almost all parts of the world, except upon the verge of the frozen zone, and in climates remarkable for dry ness. In Europe, Asia, and North America, they are seen growing every where, in groves, in marshes, and in meadows; in the drier parts of Africa they are either rare or unknown; at the Cape of Good Hope they abound in similar situations as in Europe ; but in the hot damp parts of the West and East Indies, in Madagascar, and the neighbouring islands, in the damp and humid forests of Brazil, in the warm mild parts of Central America, and Western Mexico, in the damp tropical parts of India, and on the lower mountains of Nipal, these Orchideous plants flourish in the greatest variety and profusion, no longer seeking their nutriment from the soil, but clinging to the trunks and limbs of trees, to stones and bare rocks, where they vegetate among ferns and other shade-loving plants, in countless thousands. Of the epiphytic class, one only is found so far north as South Carolina, growing upon the branches of the Magnolia, if we except the species from Japan, which, as I have elsewhere stated, appears to, have a climate peculiar to itself, among countries in the same parallel of latitude. The most southern stations are those of *Earina mucronata* in New Zealand, in lat. 35° S., and of *Gunnia australis* in Emu Bay, Van Diemen's Land, lat. 41° S. See *Botan. Register*, 1699. The number of species of this tribe is unknown, but probably is not less than 1500.

PROPERTIES. It often happens that those productions of nature which charm the eye with their beauty, and delight the senses with their perfume, have the least relation to the wants of mankind, while the most powerful virtues or most deadly poisons are hidden beneath a mean and insignificant exterior : thus Orchidaceae, beyond their beauty, can scarcely be said to be of known utility, with a few exceptions. The nutritive substance called Salep has been said to be prepared from the subterraneous succulent roots of *Orclis mascula* and others; but it is now known from the enquiries of Royle, to be the produce of the tubers of a species of *Eulophia*; it consists almost entirely of a chemical principle called Bassorin. *Turner*, 699. The root of *Bletia verecunda* is said to be stomachic. *Lunan*. Some of the South American species, such as the *Catasetums*, *Cyrtopodiums*, &c, contain a viscid juice, which, being inspissated by boiling, becomes a kind of vegetable glue used for economical purposes in Brazil.

GENERA-

§ 1. MALAXIDEJE, Lindl.	<i>Lepanthes</i> , Swartz.	<i>Platystylis</i> , Blume.	<i>Corallorhiza</i> , Sw.
U 1. Pleurothalleae, Lindl.	<i>Stelis</i> , Swartz	<i>Microstylis</i> , Nutt.	<i>Aphyllorchis</i> , Bl.
<i>Pleurothallis</i> , R. Br.	<i>Osyricera</i> , Blume.	<i>Pterochilus</i> , Hooker.	<i>Aplectrum</i> , Nutt.
<i>Cadetia</i> , Gaudich.	<i>Chrysoglossum</i> , Blum.	<i>Crepidium</i> , Blume.	<i>Acianthus</i> , R. Br.
<i>Specklinia</i> , Lindl.	<i>Gastroglottis</i> , Blume.	<i>Dienia</i> , Lindl.	<i>Cyrtosia</i> , Blume.
<i>Physosiphon</i> , Lindl.	<i>Restrepia</i> , Kunth.	<i>Pedilea</i> , Lindl.	<i>Liparis</i> , Rich.
<i>Octomeria</i> , R. Br.	<i>Oberonia</i> , Lindl.	<i>Malaxis</i> , Swartz.	<i>Sturmia</i> , Rchb.
<i>Bryobium</i> , (M)	<i>Titania</i> , Endl.	<i>Nephelaphyllum</i> ,	<i>Cestichls</i> , Thouars.
	<i>Empusa</i> , Lindl.	Blume.	<i>Dendrochilum</i> , Blume.
	<i>Empusaria</i> , Rchb.		<i>Otochilus</i> , Lindl.

- Celia, Lindl.
 Pholidota, Lindl.
 Ptilocnema, Don.
 Crinonia, Blume.
 Dilochia, Lindl.
 Earina, Lindl.
 Coelogyne, Lindl.
 Pleione, Don.
 Chelonanthera,
 Blume.
 Hexisea, Lindl.
 IT 2. Dendrobieae, Lindl.
 Cochlia, Blume.
 Lynca, Lindl.
 Megaclinium, Lindl.
 Bolbophyllum,
 Thouars.
 Diphyes, Blume.
 Tibrachia, Lindl.
 Anisopetalum,
 Hooker.
 Cirrhopetalum, Lindl.
 Ephippium, Bl.
 Zygoglossum, Rnw.
 Trias, Lindl.
 Macrostomium, Blum.
 Epicranthes, Blume.
 Monomeria, Lindl.
 Stenoglossum, Kunth.
 Diglyphosa, Blume.
 Mycaranthes, Blume.
 Phreatia, Lindl.
 Bryobium, (62)
 Eria, Lindl.
 Dendrolirium, Blum.
 * *Pinalia*, Lindl.
 Aporum, Blume.
 Schismoceras, Presl.
 OxystophyHum, Blum.
 Polystachya, Hooker.
 Metachilum, Lindl.
 Dendrobium, Swartz.
 Onychium, Blume.
 Pedilonum, Blume.
 Sarcostoma, Blume.
 Desmotrichum,
 Blume.
 Orastidium, Blume.
 Ceraia, Lour.
 § 2. EPIDENOUEA,
 Lindl.
 Collabium, Blume.
 Epidendrum, Linn.
 Auliza, Salisb.
 Amphiglottis, Salisb.
 Dinema, Lindl.
 Diothonea, Lindl.
 Encydia, Hook.
 Isochilus, R. Br.
 Arpophyllum, LaLlav.
 Ponera, Lindl.
 Brassavola, R. Br.
 Laelia, Lindl.
 Cattleya, Lindl.
 Maelenia, Dumort.
 Broughtonia, R. Br.
- Leptola, Lindl.
 Tetramicra, Lindl.
 Spathoglottis, Blume.
 Bletia, R. et P.
 Thiebaudia, Colla.
 Gyas, Salisb.
 ? *Pachystoma*, Bl.
 Ipsa, Lindl.
 Arundina, Blume.
 Phajus, Loureir.
 Pachyne, Salisb.
 Cytheris, Lindl.
 Callostylis, Blume.
 Ania, Lindl.
 Ceratium, Blume.
 Apaturia, Lindl.
 Trichotisia, Blume.
 Tainia, Blume.
 Plocoglottis, Blume.
 Sophronitis, Lindl.
 § 3. VANDE^, Lindl.
 Nanodes, Lindl.
 Aspasia, Lindl.
 Ornithidium, Salisb.
 Acriopsis, Blume.
 Trizeuxis, Lindl.
 Ornithocephalus,
 Hook.
 Cirrhaea, Lindl.
 Sarcochilus, R. Br.
 Maxillaria, R. et P.
 Xylobium, Lindl.
 Colax, Lindl.
 Bifrenaria, Lindl.
 Batemannia, Lindl.
 Cladobium, (63)
 Dicypta, Lindl.
 Heterotaxis, Lindl.
 Govenia, Lindl.
 Alainania, La Llave.
 Psittacoglossum,
 La Llave.
 Cycnoches, Lindl.
 Myanthus, Lindl.
 Mormodes, (64)>
 Catasetum, Richard.
 Monachanthus, Lindl.
 Stanhopea, Hook.
 Ceratochilus, Lindl.
 Gongora, R. et P.
 Coryanthes, Hook.
 Anguloa, 11. ct P.
 Peristeria, Hook.
 Eucnemis, Lindl.
 Grobya, Lindl.
 Cymbidium, Swartz.
 Mesodastes, Lindl.
 (65)
 Camaridium, Lindl.
 * *Bolbidium*, Lindl.
 * *Angidium*, Lindl.
 Acropera, Lindl.
 Cremastra, Lindl.
 Grammatophyllum,
 Blume.
 Gabertia, Gaudich.
- Trichoceros, Humb. et
 Kunth.
 Geodorum, Jackson.
 Cistella, Blume.
 Otandra, Salisb.
 Sobralia, R. et P.
 Acanthophippium,
 Blume.
 Doritis, Lindl.
 Chelonanthera, Blum.
 Acanthoglossum,
 Blume.
 Sunipia, Buchanan.
 Calypso, Salisb.
 Norna, Wahl.
 Cytherca, Salisb.
 Orchidium, Swartz.
 Eulophia, R. Br.
 Dipodium, R. Br.
 Galeandra, Lindl.
 Zygopetalum, Hook.
 Cyrtopodium, R. Br.
 Cyrtopera, Lindl.
 Lissochilus, R. Br.
 Notylia, Lindl.
 Masdevallia, R. et P.
 Cryptochilus, Wall.
 Ionopsis, Humb. et
 Kunth.
 Iantha, Hook.
 Trichopilia, (66)
 Rodriguezia, R. et P.
 Gomezia, R. Br.
 Macradenia, R. Br.
 Cryptarrhena, R. Br.
 Cuitlauzina, La Llave.
 Oncidium, Swartz.
 Fernandezia, R. et P.
 Lockhartia, Hook.
 PachyphyHum, Humb.
 et Kunth.
 Dichaea, Lindl.
 Phymatidium, Lindl.
 Cyrtochilum, Humb.
 et Kunth.
 Odontoglossum,
 Humb. et Kunth.
 Brassia, R. Br.
 Tetrapcltis, Wall.
 Phalacnopsis, Blume.
 Trichoglottis, Blume.
 Telipogon, Humb. et
 Kunth.
 Vanda, R. Br.
 Luisia, Gaudich.
 Fieldia, Gaudich.
 Renanthera, Lour.
 Arachnis, Bl.
 Diplocentrum, Lindl.
 Microsaccus, Blume.
 Camarotis, Lindl.
 Chiloschista, Lindl.
 Gunnia, Lindl.
 Micropera, Lindl.
 Saccolabium, Blume.
 Gastrorhiliist, Don.
 Robiquetia, Gaud.
- Gussonea*, Ach. Rich.
Rhyncostylis, Blume.
 * *Ceratidium*, Lindl.
 Taeniophyllum, Blume.
 Cleisostoma, Blume.
 Appendicula, Blume.
 Cryptoglottis, Blume.
 Ceratostylis, Blume.
 Ephippium, Blume.
 Ceratochilus, Blume.
 Omaia, Blume.
 Echioglossum, Blume.
 Sarcanthus, Lindl.
 Podochilus, Blume.
 Platysma, Blume.
 Apista, Blume.
 Adenoncos, Blume.
 CEceoclades, Lindl.
 Aerides, Loureir.
 Dendrocolla, Blume.
 Schcenorchis, Blume.
 Aeranthus, Lindl.
 Cryptopus, Lindl.
 Beclardia, A. Rich.
 (Eonia, Lindl.
 Microcaelia, Lindl.
 Angrsecum, Pet. Th.
 Aerobium, Spreng.
 Agrostophyllum,
 Blume.
 Calanthe, R. Br.
 Centrosia, Thouars.
 Amblyglottis, E/[ime].
 Tipularia, Nutt.
 Limatodes, Blume.
 Oxyanthera, Brongn.
 Glomera, Blume.
 Thelasis, Blume.
 § 4. OPHRYDEJE, Lindl.
 Orchis, L.
 Anacamptis, Rich.
 Gymnadenia, R. Br.
 Perularia, Lindl.
 Nigritella, Rich.
 Aceras, R. Br.
 Loroglossum, Rich.
 Himantoglossum,
 Spr.
 Holothrix, Rich.
 Glossaspis, Lindl.
 Platanthera, Rich.
 Mecosa, Bl.
 Hemipilia, Lindl.
 Peristylus, 13l.
 Benthamia, A. Rich.
 Saccidium, Lindl.
 Pachites, Lindl.
 Cceloglossum, Lindl.
 Monotris, Lindl.
 Scopularia, Lindl.
 Aopla, Lindl.
 Herminium, R. Br.
 Chamorchis, Rich.
 Habenaria, W.
 Ate, Lindl.
 Bonatea, Willd.

Diplomeris, Don.	Corysanthes, R. Br.	Microtis, R. Br.	Anecochilus, Bl.
<i>Diplochilus</i> , Lindl.	<i>Corybas</i> , Salisb.	§ 7. NEOTTIE [^] E, Lindl.	<i>Chrysobaphus</i> , Wall.
<i>Paragnathis</i> , Spr.	Pterostylis, R. Br.	Spiranthes, Rich.	Myoda, Lindl.
Cynorchis, Thouars.	Crybe, (69)	<i>Gyrostachys</i> , Pers.	Cheirostylus, Bl.
Tryphia, Lindl.	Arethusa, Swz.	<i>IbUUum</i> , Salisb.	* *
Arnottia, A. Rich.	<i>Odonectis</i> , Raf.	<i>Cyclojiogon</i> , Presl.	Ponthieva, R. Br.
? <i>Amphorchis</i> , Thou.	Pogonia, Juss.	<i>Sarcoglottis</i> , Presl.	Tripleura, Lindl.
Bartholina, R. Br.	<i>Nervilia</i> , Gaud.	<i>Stenorhynchus</i> , Rich.	Cranichis, Swz.
Bicornella, Lindl.	<i>Triphora</i> , Nutt.	<i>Aristotelia</i> , Lour.	? <i>Galeola</i> , Lour.
Satyrium, Swz.	Cleistes, Rich.	Adenostylis, Bl.	Prescottia, Lindl.
<i>Diplecthrum</i> , Rich.	Calopogon, R. Br.	Ulantha, Hooker.	Altensteinia, Kth.
Repandra, Lindl.	<i>Cathea</i> , Salisb.	Plexaure, Endl.	Decaisnia, Ad. Brong.
Disa, L.	Glossodia, R. Br.	Neottia, Rich.	Zeuxina, Lindl.
Monadenia, Lindl. (67)	Thelychiton, Endl.	Listera, R. Br.	* *
Penth [«] i, Lindl. (68)		<i>Epipactis</i> , Pers.	? Cordyla, Bl.
Serapias, L.	Anthogonium, Wall.	Pelexia, Poit.	Cryptostylis, R. Br.
<i>Helleborine</i> , Pers.	Limodorum, Haller.	Sauroglossum, Lindl.	<i>Zosterostylis</i> , Bl.
Pterygodium, Swz.	Chlorsea, Lindl.	Stenoptera, Presl.	Calochilus, R. Br.
Corycium, Swz.	<i>Gavilea</i> , Pdpp.	Eucosia, Bl.	Prasophyllum, R. Br.
Ophrys, L.	Asarca, Lindl.	Georchis, Lindl.	Genoplesium, R. Br.
Disperis, Swz.	Bipinnula, Juss.	Etaeria, Bl.	Orthoceras, R. Br.
<i>Dryopeia</i> , Thouars.	? Chlorosa, Bl.	Goodyera, R. Br.	Diuris, R. Br.
*§ 5. GASTKODIE [^] ,	Lyperanthus, R. Br.	<i>Tussaca</i> , Raf.	Epiblema, R. Br.
Lindl.	Epipactis, Hall.	<i>Peranium</i> , Salisb.	Thelymitra, Forst.
Gastrodia, R. Br.	<i>Serapias</i> , Pers.	Haemaria, Lindl.	* *
<i>Epiphanes</i> , Bl.	Cephalanthera, Rich.	<i>Gonogona</i> , Link.	Synassa, Lindl.
Epipogium, R. Br.	* *	Hylophila, Lindl.	Tropidia, Lindl.
? Hysteria, Rnwtd.	Caladenia, R. Br.	Physurus, Rich.	Cnemidia, Lindl.
§ 6. ARETHUSEJE,	* Leptoceras, R. Br.	<i>Microchilus</i> , Presl.	<i>Decaisnia</i> , Lindl. ol.
Lindl.	Eriochilus, R. Br.	<i>Erythrodes</i> , Bl.	§ 8. CYPRIPEDEJE,
Caleana, R. Br.	Chiloglottis, R. Br.	Galera, Bl.	Lindl.
Calcearia, Bl.	Cyrtostylis, R. Br.	Herpysma, Lindl.	Cyrtopidium, Linn,

ORDER CCXLIV. VANILLACE[^]E.

VANILLACE[^]E, *Key to Structural Physiological and Systematic Botany*, p. 73. (1835).

ESSENTIAL CHARACTER.—*Perianth* articulated with the ovary, sometimes with an external calycine cup. *Sepals* 3. *Petals* 3, of which 1 is unlike the others and forms a lip. *Stamen* 1, consolidated with the style into a column; *anther* terminal, opercular; *pollen* granular. *Ovary* 1-celled, with 3 parietal placentae. *Fruit* succulent, indehiscent, 1-celled. *Seeds* either with a smooth testa tightly adhering to them, or with a thin membranous wing surrounding a firm nucleus.—*Herbaceous* plants, with broad *leaves* sessile and often strongly veined; *stem* mostly climbing, in *Epistephium* erect (?). *Flowers* large and succulent.

AFFINITIES. I separate *Vanilla* and *Epistephium* from *Orchidaceae* because of their succulent valveless fruit, of their seeds not having the loose testa which exists in all true *Orchidaceae*, and of their peculiar habit; to which may be added their aromatic properties. The winged seeds of *Vanilla*? *pterosperma* form no exception to the character of the order, for their nucleus is as tightly coated by the testa as in common *Vanilla*.

GEOGRAPHY. Found on trees or in the fissures of rocks in the hottest parts of equinoctial America, in shaded places, where the air is loaded with vapour arising from aqueous exhalations or condensation of clouds. *Hum* boldt*. Also in similar situations in India. One species is found in Japan.

* The genera in this and the following §§ are to be considered arranged only provisionally. I have not yet made up my mind as to the order in which they had best follow each other.

PROPERTIES. Vanilla is one of the most delightful aromatics known; it is used in the manufacture of Chocolate, of Liqueurs, and of various articles of confectionary. The substance called by this name in the shops is the dried fruit of Vanilla, aromatica, and probably other species; it contains a great quantity of essential oil, and a good deal of benzoic acid. *Fee*. See also *Linnaea*. 4.573, for some account of the cultivation of the plant in Mexico.

GENERA.

Vanilla, Plum.
Myrobroma, Salisb.
 Epistephium, Kth.

ORDER CCXLV. APOSTASIACEÆ.

APOSTASIES, *Lindl. Nixus Plantarum*, p. 22. (1833); *Blume in Ann. Sc. Nat. Ser. 2.2.* 91. (1834).

ESSENTIAL CHARACTER.—*Calyx* and *Corolla* each consisting of 3 similar pieces. *Anthers* 2 or 3, sessile upon a short column, erect, 2-celled, opening longitudinally; *pollen* cohering in 3s or 4s according to Mr. Bauer (*Must.* fruct. *t.* 15),—in single oval grains with a longitudinal furrow according to Mr. Griffith (*Letter dated Merqui* Dec. 28. 1834) and Blume. *Ovary* 3-celled, with 3 polyspermous placentae in the axis; *ovules* with their integuments very distinct and much shorter than the protruded nucleus (*Griffith*); *style* filiform with a slightly 3-lobed stigma as long as the anthers, and adhering with their filaments into a short column. [*Capsule* 3-celled, 3-valved; the valves bearing the dissepiment in the middle, but cohering at the apex and base. *Seeds* very numerous, minute, ovate and with a skin fitting the nucleus, or scobiform with a membranous testa loose at each end. *Blume.*]—Perennial herbaceous plants. *Stem* simple or branched. *Leaves* firm, thin, sheathing at the base. *Flowers* in simple or compound terminal racemes.

AFFINITIES. Very closely allied to Orchidaceæ, from which they differ essentially in having a 3-celled fruit, with loculicidal dehiscence, and in the style being altogether free from the stamina for the principal part of its length. There are many admirable observations upon *Apostasia* itself in *Brown's Observations on the organs and mode of fecundation in Orchidea and Asclepiadea*, and some further information is given by Blume in the place above quoted. The order seems as if connecting Orchidaceæ and Hypoxidese. If *Rhyncanthera* is correctly represented by Blume, its 3-locular ovary will refer it here, while the structure of its column would keep it in Orchidaceæ. The essential character of this order is, however, framed without reference to it.

GEOGRAPHY. Bound in damp woods in the hotter parts of India.

PROPERTIES. Unknown.

GENERA.

Apostasia, Bl.
Neuwiedia, Bl.
 ? *Rhyncanthera*, Bl.

GROUP III. ~~Hypognoſæ.~~

ESSENTIAL CHARACTER.—*Flowers* coloured, in all cases formed upon a ternary plan. *Ovary* superior.

This group can only be confounded with the superior-fruited genera of Hsemodoraceae, the mode of recognising which has already been pointed out, or with certain Spadicosae. The latter, are, however, generally known by having little more than scales in the room of petals and sepals, if they have any floral envelopes at all. As to Retosae, with whose characters, so far as fructification is concerned, these very nearly agree, their peculiar foliation and habit offer a sufficient means of distinction.

ALLIANCE I. PALMALES.

ESSENTIAL CHARACTER.—Arborescent plants, with sub-cylindrical stems growing by the constant development of a central terminal bud; very rarely dichotomous. *Embryo* in no certain position with regard to the hilum (vague).

This, which is the most highly developed part of the Endogenous division of vegetation, although it consists for the most part of trees having little apparent relation to other alliances, nevertheless, may be considered connected very nearly with Liliales through both the simple-stemmed and branching Dra-caenas, with Pandales among Spadicosae by their arborescent habit and terminal spathaceous inflorescence, and even with Grasses by Calamus or the Cane Palm, which cannot be considered far removed from the Beesha Bamboo.

ORDER CCXLVL PALMACEÏE. THE PALM TRIBE.

PALMJE, *JUSS.* Gen.[^]1789) ; *R. Brown Prodr.* 266. (1810); *Von Martius Palm. Bras.* (1824 to 1836) ; *Id. Programme** (1824) ; *Bartl. Ord. Nat* 63. (1830).

ESSENTIAL CHARACTER.—*Flowers* hermaphrodite, or frequently polygamous. *Perianth* 6-parted, in two series, persistent; the 3 outer segments often smaller, the inner sometimes deeply connate. *Stamens* inserted into the base of the perianth, usually definite in number, opposite the segments of the perianth, to which they are equal in number, seldom 3; sometimes, in a few polygamous genera, indefinite in number. *Ovary* 1, 3-celled, or deeply 3-lobed, the lobes or cells 1-seeded, with an erect ovule, rarely 1-seeded. *Fruit* baccate or drupaceous, with fibrous flesh. *Albumen* cartilaginous, and either ruminant, or furnished with a central or ventral cavity; *embryo* lodged in a particular cavity of the albumen, usually at a distance from the hilum, dorsal and indicated by a little nipple, taper or pulley-shaped; *plumule* included, scarcely visible; the cotyledonous extremity becoming thickened in germination, and either filling up a pre-existing cavity, or one formed by the liquefaction of the albumen in the centre.—*Trunk* arborescent, simple, occasionally shrubby and branched, rough with the dilated half-sheathing bases of the leaves or their scars. *Leaves* clustered, terminal, very large, pinnate or flabelliform, plaited in veneration. *Spidix* terminal, often branched, enclosed in a 1- or many-valved spatha. *Flowers* small, with bractlets. *Fruit* occasionally very large. *R. Brown* (1810).

AFFINITIES. The race of plants to which the name of Palms has been assigned is, no doubt, the most interesting in the vegetable kingdom, if we consider the majestic aspect of their towering stems, crowned by a still more gigantic foliage; the character of grandeur which they impress upon the landscape of the countries they inhabit; their immense value to mankind, as affording food, and raiment, and numerous objects of economical importance; or, finally, the prodigious development of those organs by*which their race is to be propagated. A single spathe of the Date contains about 12,000 male flowers; *Alfonsia amygdalina* has been computed to have 207,000 in a spathe, or 600,000 upon a single individual; while every bunch of the Seje Palm of the Oronoco bears 8000 fruit. They are very uniform in

the botanical characters by which they are distinguished, especially in their fleshy colourless 6-parted flowers, enclosed in spathes, their minute embryo lying in the midst of albumen and remote from the hilum, and their arborescent stems with rigid, plaited or pinnated, inarticulated leaves, called fronds; but their aspect and habits are extremely various. To use the words of the most accomplished traveller of our own, or any age;—"While some (*Kunthia montana*, *Aiphanes Praga*, *Oreodoxa frigida*) have trunks as slender as the graceful reed, or longer than the longest cable, (*Calamus Rudentum*, 500 feet), others (*Jubaea spectabilis* and *Cocos butyracea*) are 3 and even 5 feet thick; while some grow collected in groups (*Mauritia flexuosa*, *Chamserops humilis*), others (*Oreodoxa regia*, *Mactinezia caryotsefolia*) singly dart their slender trunks into the air; while some have a low caudex (*Attalea amygdalina*), others exhibit a towering stem 160-180 feet high (*Ceroxylon andicola*); and while one part flourishes in the low valleys of the tropics, or on the declivities of the lower mountains, to the elevation of 900 feet, another part consists of mountaineers bordering upon the limits of perpetual snow." To which may be added, that while many have a cylindrical undivided stem, the Doom Pahn of Upper Egypt, and the *Hyphaene coriacea*, are remarkable for their dichotomous repeatedly-divided trunk. The *Calamus* genus, and the siliceous secretions of their leaves, indicate an affinity with Graminese, which would hardly be anticipated, if the grasses of our European meadows were compared with the Cocoa Nuts of the Indies, but which becomes more apparent when the Bamboo is placed by the side of the Cane.

GEOGRAPHY. Von Martius, the great illustrator of this noble family, speaks thus of their habits and geographical arrangement:—"Palms, the splendid offspring of Tellus and Phoebus, chiefly acknowledge as their native land those happy regions seated within the tropics, where the beams of the latter for ever shine. Inhabitants of either world, they hardly range beyond 35° in the southern, or 40° in the northern hemisphere. Particular species scarcely extend beyond their own peculiar and contracted limits, on which account there are few countries favourable for their production in which some local and peculiar species are not found; the few that are dispersed over many lands are chiefly *Cocos nucifera*, *Acrocomia sclerocarpa*, and *Borassus flabelliformis*. It is probable that the number of species thus scattered over the face of nature will be found to amount to 1000 or more. Of these not a few love the humid banks of rivulets and streams, others occupy the shores of the ocean, and some ascend into alpine regions; some collect into dense forests, others spring up singly or in clusters over the plains." *Progr.* 6. But if this statement be true as to the probable number of Palms, how little can be now known of their structure, seeing that not more than 175 are at this moment described, of which 119 are South American, 14 African, and 42 Indian. The testimony of Von Martius is, however, confirmed by Humboldt, who also asserts that there must be an incredible number still to discover in equinoctial regions, especially if we consider how little is yet known of Africa, Asia, New Holland, and America. He and Bonpland discovered a new species in almost every 50 miles of travelling, so narrow are the limits within which their range is confined. A different opinion appears to be entertained by Schouw, a respectable Danish writer upon botanical geography, whose views deserve to be quoted, although he is far from having had such personal means of judging as Humboldt and Von Martius. He seems to consider that we are acquainted already with the greater part of the Palms; for he says, "it appears from the reports of travellers that such Palm woods as those of South America are less frequent in other parts of the world. Africa and New Holland seem to be less favourable to this tribe, for on the Congo, Smith found

only from 3 to 4 Palms ; in Guinea we know merely of the same number; and of the other African Palms, 6 belong to the Isles of Bourbon and France ; New Holland has, in the torrid zone, three specks, while Forster's *Prodromus* of the Flora of the South Sea Islands contains four." The most northern limit of Palms is that of *Chamaerops palmetto* in N. America, in lat. 34°-36°, and of *Chamaerops humilis* in Europe, near Nice, in 43°-44° N. lat. They are found in the southern hemisphere as low as 38° in New Zealand. "It is remarkable that no species of Palm has been found in South Africa, nor was any observed by M. Leschenault on the west coast of New Holland, even within the tropic." *Brown in Flinders*, 577. If Palms were not, as some say, among the earliest plants that clothed the face of the globe, none of their remains existing, mixed with the Ferns and Calamites of the old coal formations, it is at least certain that their creation dates long before that of the present Flora of the globe. But it is probable that they actually did exist at the most remote periods; for the *Nöggerathia foliosa* of Sternberg from the coal-fields of Bohemia seems really to have been a Palm ; Adolphe Brongniart refers two other fossils of the same epoch to this family, and I have produced in the Fossil Flora proofs of their fruits being traceable in the shale of the old coal formations. No one doubts that they appeared immediately after the developement of Cycadaceae ceased in European latitudes, and that of Coniferae took a more decided form; as we find unquestionable traces of them in those deposits above the plastic clay which Brongniart calls Marno-charbonneux.

PROPERTIES. Wine, oil, wax, flour, sugar, salt, says Humboldt, are the produce of this tribe; to which Von Martius adds, thread, utensils, weapons, food, and habitations. The most remarkable is the Cocoa Nut, of which an excellent account will be found in the *Trans, of the Wernerian Society*, vol. 5. The root is sometimes masticated instead of the Areca Nut; of the small fibres baskets are made in Brazil. The hard case of the stem is converted into drums, and used in the construction of huts; the lower part is so hard as to take a beautiful polish, when it resembles agate; the reticulated substance at the base of the leaf is formed into cradles, and, » as some say, into a coarse kind of cloth. The unexpanded terminal bud is a delicate article of food; the leaves furnish thatch for dwellings, and materials for fences, buckets, and baskets; they are used for writing on, and make excellent torches; potash in abundance is yielded by their ashes; the midrib of the leaf serves for oars; the juice of the flower and stems is replete with sugar, and is fermented into excellent wine, or distilled into a sort of spirit, called Arrack; or the sugar itself is separated under the name of Jagery. The value of the fruit for food, and the delicious beverage which it contains, are well known to all Europeans. The fibrous and uneatable rind is not less useful; it is not only used to polish furniture and to scour the floors of rooms, but is manufactured into a kind of cordage, called Coir rope, which is nearly equal in strength to hemp, and which Roxburgh designates as the very best of all materials for cables, on account of its great elasticity and strength. Finally, an excellent oil is obtained from the kernel by expression. The juice which flows from the wounded spathes of Palms, especially of *Cocos nucifera*, is known in India by the name of Toddy. Independently of the grateful qualities of this fluid as a beverage, it is found to be the simplest and easiest remedy that can be employed for removing constipation in persons of delicate habit, especially European females. *Ainslie*, 1. 451. Palm oil is chiefly obtained from *Elais guineensis*, and this tree is also said to yield the best kind of Palm-wine. The succulent rind of the Date is one of the most agreeable of fruits. Sago is yielded by the trunk of nearly all, except *Areca Catechu*, but especially of *Sagus farinifera* and *Phoenix farinifera*. The well known Betel Nut is the fruit of *Areca Catechu*, and remarkable for its narcotic or

intoxicating power; from the same fruit is prepared a kind of spurious Catechu. *Ibid.* 1. 65. It seems to me however doubtful whether the intoxicating effect of the Betel nut is not owing to the Piper leaf in which it is wrapped when eaten, rather than to any special property of its own. The Brazilian Indians, especially the Puris, Patachos, and Botocudos, manufacture their best bows from the wood of a species of Cocoa Nut, called the Airi, or Brejeuba. *Pr. Max. Trav.* 238. The Ceroxylon andicola, or Wax Palm of Humboldt, has its trunk covered by a coating of wax, which exudes from the spaces between the insertion of the leaves. It is, according to Vauquelin, a concrete inflammable substance, consisting of 1-3d wax and 2-3ds resin. It is a very remarkable fact, first noticed by Brown (*Congo*, 456.) that the plants of this order whose fruit affords oil belong to a tribe called by him Cocoinse, which are particularly characterised by the originally trilocular putamen having its cells when fertile perforated opposite the seat of the embryo, and when abortive indicated by foramina caeca. The dark-coloured inodorous and insipid resin, called Dragon's Blood, is obtained in the eastern islands of the Indian Archipelago by wounding the Calamus Draco; it is said to be of finer quality than that procured from Pterocarpus.

The following are Von Martius's sections of the tribe. (*Programma*, p. 7.)

1. SABALINJE. Spathes numerous, incomplete. Ovary 3-celled. Berry or drupe 1-3-seeded.
2. CoHYPHINIK. Spathes numerous, incomplete. Pistils 3, cohering inwardly, 1 only usually ripening. Berry or drupe many-seeded.
3. LEPIDOCARYJE. Spathes numerous, incomplete. Flowers in catkins. Ovary 3-celled. Berry 1-seeded, with a tessellated rind.
4. BORASSEJE. Spathes many, incomplete. Flowers in catkins. Ovary 3-celled. Berry or drupe 3-seeded.
5. ARECINJE. Spathe none, or one or more, complete. Ovary 3-celled. Berry 1-seeded.
6. COCOINJE. Spathe one, or several, complete. Ovary 3-celled. Drupe 1-3-seeded.

GENERA.

§ 1. SABALINJE, Mart.	§ 3. LEPIDOCARYA,	§ 5. ARECIN*, Mart.	Maximiliana, Mart.
Chamaedorea, W.	Mart.	Leopoldinia, Mart.	Diplothemium, Mart.
Nunnezia, W.	Lepidocaryum, Mart.	Geonoma, W.	Desmoncus, Mart.
Nunnezkaria, R. et P.	Mauritia, L. fil.	Gynestum, Poit.	Bactris, Jacq.
Thrinax, L. fil.	Calamus, L.	Hyospathe, Mart.	Gulielma, Mart.
Sabal, Adans.	Zalacca, Rumf.	Ptychosperma, Lab.	Martinezia, R. et P.
Licuala, Rumf.	Ceratolobus, Bl.	Kunthia, Humb.	Elaeis, Jacq.
§ 2. CORYPHINA,	Sagus, Rumf.	Areca, L.	<i>Alphonsia</i> , IT. B. K.
Mart.	<i>Metroxylon</i> , Rottb.	(Enocarpus, Martius.	Acrocomia, Mart.
Morenia, R. et P.	<i>Raphia</i> , Beauv.	Euterpe, Gaertn.	Astrocaryum, Meyer.
Rhapis, L. fil.	Nipa, Thunb.	Seaforthia, R. Br.	Attalea, Humb.
Chamaerops, L.	§ 4. BORASSEJE, Mart.	Iriarteia, R. et P.	Areng, Lab.
Livistoma, R. Br.	Borassus, L.	Wallichia, Roxb.	<i>Gomutus</i> , Rumf.
Gimbanda, Bl.	Lontarus, Rumf.	Caryota, L.	Manicaria, Gaertn.
Crypha, L.	Lodoicea, Lab.	§ 6. COCOINJE, Mart.	<i>Pilophora</i> , Jacq.
Taliera, Mart.	Latania, Comm.	Syagrus, Mart.	—————
Phoenix, L.	Hyphaene, Gsertn.	Elate, Ait.	Ceroxylon, Humb.
	<i>Cucifera</i> , Del.	Cocos, L.	Aiphanes, W.
		Jubaea, Humb.	Oreodoxa, W.
			Bentinckia, Roxb.

ALLIANCE II. *LILIALES*.

ESSENTIAL CHARACTER.—*Calyx* and *Corolla* distinct, but similar in degree of development, both being petaloid. *Embryo* in the axis of albumen.

ORDER CCXLVII. PONTEDERACEÆ.

PONTEDEREJE, *Kunth in Humb. et Bonpl. N. G.* 1. 211. (1815); *AgardhAph.* 169. (1823); *Hooker in Bot. Mag.* 2932. (1829).—PONTEDERACEJE, *Ach. Rich. Nouv. Elim. ed.* 4.427. (1828).

ESSENTIAL CHARACTER.—*Perianth* tubular, coloured, 6-parted, more or less irregular, with a circinate aestivation. *Stamens* 3 or 6, unequal, arising from the calyx. *Ovary* superior, or rarely half inferior, 3-celled, many-seeded; *style* 1; *stigma* simple. *Capsule* 3-celled, 3-valved, with loculicidal" dehiscence. *Seeds* indefinite, attached to a central axis; *hilum* small; *embryo* orthotropous, in the axis of somewhat mealy albumen,—*Aquatic* or *marsh-plants*. *Leaves* sheathing at the base, with parallel veins. *Flowers* either solitary, or in spikes or umbels, spathaceous, frequently blue.

AFFINITIES. These were referred to Commelinaceae by Salisbury, and are considered nearly related to that order by Achille Richard, who, however, separates them, suggesting their being referable to Liliaceae. It is not improbable that the nearest relation of Pontederaceae is with Asphodeleae, (to which Link actually refers Pontedera) and Butomaceae, from both which they are known by their irregular flowers rolling inwards after expansion, independently of more minute characters derived from the structure of the seeds and fruit. Hooker, who has given an excellent figure of Pontedera azurea, states that each fibre of the roots has a calyptrate covering at the extremity, similar to that found on the roots of the Duck-weed.

GEOGRAPHY. Water-plants found exclusively in North and South America, the East Indies, and tropical Africa.

PROPERTIES. Plants with neat deep-green leaves and showy flowers; of no known use.

GENERA.

Pontedera, L.	Leptanthus, Michx.
Monochoria, Presl.	Heteranthera, P. de B.

ORDER CCXLVIII. MELANTHACEÆ. THE COLCHICUM TRIBE.

MELANTHÆ*, *Batsch. Tab. Aff.* (1802).—COLCHICACEJE, *Dec. Fl. Fr.* 3. 192. (1815) ; *Ess. Mid.* 298. (1816) ; *Bartl. Ord. Nat.* 51. (1830).—MELANTHACE*, *R. Brown. Prodr.* 272. (1810) ; *Lindl. Synops.* 264. (1829) ; *DC. and Duby,* 473. (1828).—VERATREJE, *Salisb. in Hort. Trans.* 1. 328. (1812) ; *AgardhAphor.* 166. (1823).—MERENDERÆ, *Mirb. according to De CandoMe.*—PARIDE*, *Link Handb.* 277. (1829).—TRILLIACE*, *DC. Ess. Mid.* 294. (1816).

ESSENTIAL CHARACTER.—*Perianth* inferior, petaloid, in 6 pieces, or, in consequence of the cohesion of the claws, tubular; the pieces generally involute in aestivation. *Stamens* 6; *anthers* mostly turned outwards. *Ovary* 3-celled, many-seeded; *style* trifid or 3-parted; *stigmas* undivided. *Capsule* generally divisible into 3 pieces; sometimes with a loculicidal dehiscence. *Seeds* with a membranous testa; *albumen* dense, fleshy. *R. Br.*—*Roots* fibrous, sometimes fascicled. *Rhizoma* sometimes fleshy. *Leaves* sheathing at the base, with parallel veins. *Flowers* either arising from under the surface of the ground,

or arranged upon tall leafy stems in large panicles, or disposed in spikes or racemes upon a naked scape.

AFFINITIES. Brown, who restored this tribe, considers its station to be between Asphodeleae and Juncaceae, from both which it is known by its tripartite fruit, and anthers turned outwards. The genera differ very much in habit, which renders it doubtful whether some further change in the order will not be necessary. Their properties are more uniform than their appearance. The little section Parideae, usually referred to Asphodelese or Smilaceae, seems upon the whole most near this order, on account of the apocarpous pistil; the anthers, however, are not turned towards the perianth.

GEOGRAPHY. Frequent at the Cape of Good Hope, not uncommon in Europe, Asia, and North America, and existing in the tropics of India and New Holland, this order appears to be confined within no geographical limits; it is, however, far more abundant in northern countries than elsewhere.

PROPERTIES. Poisonous in every species, but more especially in the *Colchicum* and *Veratrum*. The cormus of the former is a well-known acrid cathartic, narcotic, and diuretic; the latter is a nauseous dangerous emetic. The medicinal properties of the root of *Veratrum* are, owing to a peculiar alkaline principle, called *Veratrin*, which acts with singular energy on the membrane of the nose, exciting violent sneezings, though taken in very minute quantity. When taken internally in very small doses, it produces excessive irritation of the mucous coat of the stomach and intestines; and a few grains are found fatal to the lower animals. *Turner*, 652. *Veratrum viride* of North America is an acrid, emetic, and powerful stimulant, followed by sedative effects. *Bigelow*, 2. 125. *Veratrin* is found in the root of the *Colchicum*. *Turner*, 652. The root of *Helonias dioica* in infusion is anthelmintic, but its tincture is bitter and tonic. *DC.* The root of *Medeola virginica* is stated to be diuretic, and to have some reputation as a hydragogue. *Barton*, 2. 147. The roots of *Trillium* are generally violently emetic, and their mawkish, rather nauseous, berries are at least suspicious. *DC.*

GENERA.

<i>Colchicum</i> , L.	<i>Androcymbium</i> , Willd.	<i>Xerophyllum</i> , Mich.	<i>Compsoa</i> , Don.
<i>Hermodactylum</i> , R.Br.	<i>Cymation</i> , Spreng.	<i>Helonias</i> , L.	<i>Compsanthus</i> , Spr.
<i>Merendera</i> , Ram.	<i>Lichteisteinia</i> , Willd.	<i>Veratrum</i> , L.	<i>Disporum</i> , Salisb.
<i>Monocaryum</i> , R. Br.	<i>Burchardia</i> , R. Br.	<i>Nolina</i> , Mich.	<i>Tricyrtis</i> , Wall.
<i>Bulbocodium</i> , L.	<i>Anguiljaria</i> , R. Br.	<i>Tofieldia</i> , Huds.	? <i>Campynema</i> , R. Br.
<i>Baeometra</i> , Salisb.	<i>Schelhammera</i> , R. Br.	<i>Heritiera</i> , Schrank.	§ <i>PARIDEJE</i> , Link.
<i>Kolbea</i> , Schl.	<i>Ornithoglossum</i> ,	<i>Hebelia</i> , Gmel.	<i>Myrsiphyllum</i> , W.
<i>Jania</i> , Schult. f.	Salisb.	<i>Pleea</i> , Mich.	<i>Medeola</i> , L.
<i>Melanthium</i> , L.	<i>Wurmbea</i> , Thunb.	<i>Drapiezia</i> , Bl.	<i>Trillium</i> , L.
<i>Erythrodictus</i> ,	<i>Zigadenus</i> , Mich.		<i>Paris</i> , L.
Schlectend.			

ORDER CCXLIX. GILLIESIACEÆ.

GILLIESIEJE, *Lindl. in Bot. Reg.* 992. (1826); *Hooker in Bot. Mag.* 2716. (1827).

ESSENTIAL CHARACTER.—*Flowers* hermaphrodite, surrounded by bractee, the outer of which are petaloid and herbaceous, the inner depauperated and coloured. *Perianth* minute, either a single labelloid lobe, or an urceolate 6-toothed body. *Stamens* 6, either all fertile, or 3 sterile and nearly obliterated. *Ovary* superior, 3-celled; *style* 1; *stigma* simple. *Capsule* 3-celled, 3-valved, with a loculicidal dehiscence, many-seeded. *Seeds* attached to the axis, by means of a broad hollow neck; *testa* black and brittle; *embryo* curved in the

midst of fleshy albumen.—Small *herbaceous* plants, with tunicated bulbs. *Leaves* grass-like. *Flowers* umbellate, somewhat spathaceous, inconspicuous.

AFFINITIES. The distinctions of many of the natural orders among hexapetaloidous Dicotyledons are so slight, as far as technical characters are capable of being employed, that the separation of this tribe from Asphodelesp seems justifiable, even now that the structure of the seeds is known, and that they are found to be essentially those of Asphodelese, except in having a crustaceous neck that connects them with the placenta. The tribe was originally proposed in the *Botanical Register*, from which, as that work is in few hands, I make the following rather long extract.

" The whole structure of this most remarkable plant is so peculiar, that we scarcely know whether the definition and description of the parts of fructification above given will not be considered more paradoxical than just; and yet, if the analogies the various organs bear to those of other plants be carefully considered, their structure will scarcely admit of any other interpretation. With respect to the five petaloid leaves, which are here described as bractee, and which bear a considerable degree of resemblance to a perianthium, it may be observed, that this appearance is more apparent than real; they neither correspond in insertion nor in number with the segments of a monocotyledonous perianthium, nor do they bear the same relation to the parts contained as a perianthium should bear. The three outer are not inserted on the same line, but are distinctly imbricated at the base; and the two inner do not complete the second series, as would be required in a regular monocotyledonous perianthium.

" But if we were to admit, for a moment, the possibility of these bractee being segments* of a perianthium, what explanation could be given of the setiform processes proceeding from their base, or of the central fleshy slipper-like body from within which the stamens proceed? The former bear no determinate relation to the other parts of the flower in their insertion; they are subject to much diversity of form and number, being sometimes *eight*, consisting of *two* unequal subulate bodies proceeding from the edges of each lateral segment, the outermost of the two being wider than the innermost, and being, moreover, not unfrequently a manifest process of the margin of the segment itself; sometimes having their number reduced to *four* by the suppression of the exterior processes of each lateral segment; and occasionally having the outer processes suppressed on one segment, and not suppressed on the other. In the many flowers which have been under examination, the processes, moreover, were always constituted of cellular tissue alone, without either tracheae or tubular vessels. These circumstances being considered, it will scarcely be proposed, we presume, to identify them with abortive stamina. If they are, notwithstanding what has been advanced, determined to be the perianthium itself, what becomes of the outer segments, which had previously been referred to perianthium? for it would be difficult to trace any analogy between the structure of Gilliesia and of those genera in which a third series is added to the usual senary division of Monocotyledones. But none of the peculiarities adverted to are opposed to those bodies being referred to depauperated or reduced bractese.

" With respect, to the central body from which the stamens proceed, this body, which might be conveniently disposed of by referring it to what Linnaean botanists call a nectarium, consists, as we have seen, of a fleshy slipper-like lobe, with or without two auricles at the base, and within which the cup of stamens is inserted. The relation it bears, as regards insertion, to the parts which have been already noticed, is very obscure; it is always opposite the solitary external bractee; but whether it is anterior with respect to the

common axis of inflorescence, or posterior, has not at present been ascertained. The reasons which have been offered for the view here taken of the parts surrounding this body, make it obvious that it must be considered the perianthium. But of this more will be said hereafter. For the present it will be sufficient to remark, that it manifestly bears an intimate relation to the stamens, being obliterated in the same direction and degree as they are.

" In this view, then, the petaloid segments are considered perfect bractee, the subulate interior processes abortive bractee, and the fleshy central labelloid body the perianthium.

" However paradoxical this description of *Gilliesia* may appear, and however inconclusive the arguments adduced in support of the view we have taken of it may have hitherto been considered, they will probably be found more deserving of attention if compared with a nearly-allied plant discovered in Chile, by our friend John Miers, Esq., after whom it has been named. This singular genus forms part of a most valuable and remarkable collection of botanical drawings, which were made by Mr. Miers during his long residence in Chile, and which, it is to be hoped, will, at some future day, be laid before the public. Having been kindly permitted to make use of the drawing and manuscript description of the plant alluded to, we shall endeavour to explain the analogies and relation which exist between it and *Gilliesia*.

" In *Miersia* the bractese are six in number, of which two are interior and four exterior, a still more valid reason against their being segments of a perianthium. The subulate processes assume a more regular form, and a more constant mode of insertion, but still bear no very apparent relation to the bractese; and the fleshy labelloid central body is represented by an urceolate six-toothed cup, within the orifice of which six fertile stamens are included. In *Miersia*, therefore, the perianthium, which was in *Gilliesia* subject to a certain degree of imperfection, in which the stamens also participated, is in the usual regular form of many Monocotyledones, no irregularity occurring in the stamens. As there can be no doubt of the strict analogy which exists between *Gilliesia* and *Miersia* in their fructification, and as there can also be little doubt that the central body of the latter genus is perianthium, it will follow as a necessary consequence, that as the supernumerary appendages of that genus are external with respect to the perianthium, and therefore neither perianthium nor stamens, so also will the analogous appendages of *Gilliesia* not be perianthium. And the central body having been ascertained to be perianthium, all the parts which surround it will necessarily be bractese, or modifications of bractese.

" The natural affinity of these two genera is extremely obscure; and till some accurate information can be obtained of the structure of their seeds, it must be a subject of much uncertainty. Even with the requisite information upon that point, it is not probable that they will be found to bear any very close relation to the other monocotyledonous orders at present known. Their tunicated bulbs, spathaceous inflorescence, and *Mm̄erdl* appetfra4HPkce them near *Asphodelese*, with some genera of which, *Specially Muscan* and *Puschkinia*, *Miersia* at least agrees in the structure of perianthium; but we are acquainted with no genus of *Asphodelese* to which the fructification of *Gilliesiaceae* can be otherwise compared. If the one-flowered species of *Schoenus*, in which a single naked flower is surrounded by several jagged squamæ, be admitted as a form of inflorescence analogous to that under consideration, it may perhaps be allowable to carry this comparison yet further, and to suggest an identity of origin and function between the depauperated bractese of *Gilliesia* and the hypogynous setae of *Scirpus* and other *Cyperaceae*. But on account of the presence of a perianthium, and of their polyspermous three-celled capsule, *Gilliesiaceae* may perhaps be with most propriety referred to the

neighbourhood of Restiaceae, whose imbricated inflorescence does not offer any very powerful obstacle."

At this time the structure of the seeds was unknown: I have since been able to ascertain their nature, in consequence of a supply having been given me by Mr. Cruckshanks. The result of their examination, while it strengthens the opinion of their vicinity to Asphodeleae, and weakens that of a relation to Restiaceae, does not induce me to alter my view of them as constituting *a small but distinct order.

GEOGRAPHY. Chilian bulbs.

PROPERTIES. Unknown.

GENERA.

Gilliesia, Lindl.

Miersia, Lindl.

ORDER CCL. LILIACEÆ. THE LILY TRIBE.

LILIA, *Juss. Gen.* 48. (1789).—NARCISSI, *the first sect. Ibid.* 54. (1789).—HEMEROCALLIDÆ, *R. Brown Prodr.* 295. (1810).—LILIACEÆ, *DC. Thior. Elém.* 1. 249. (1813); *DC. and Duby*, 461. (1828) *in part*; *Lindl. Synops.* 266. (1829).—TULIPACEÆ, *DC. Ess. Mid.* 297. (1816); *DC. and Duby*, 461. (1828); *Link Handb.* 1. 177. (1829) *Bernh. in Botan. Zeit.* Oct. 1835.—CORONARY, *Ardh Aphor.* 165. (1823).—ASPARAGI and ASPHODELI, *of JUSS.* (1789).—ASPHODELEÆ, *?. Brown Prodr.* 275. (1810.); *DC. and Duby* 463. (1828); *Lindl. Synops.* 266. (1829).—ALLIACEÆ, ALOINJE, HYACINTHINAS, DRACENACEÆ, *Link Handb.* vol. 1. (1829).—ASPARAGINJE, 76.272. (1829).—SMILACEÆ, *R. Brown Prodr.* 292. (1810); *Lindl. Synops.* 270. (1829); *Bartl. Ord. Nat.* 52. (1830).—ASPARAGEÆ, *DC. and Duby*, 458. (1828).—~~ASPARAGINÆ~~ *h. Rich. Diet. Class.* 2. 20. (1822); *Nouv. Elém.* ed. 4.430. (1828).—CONVALLARIACEÆ, *Link Handb.* 184. (1829).

ESSENTIAL CHARACTER.—*Calyx* and *corolla* confounded, coloured, regular, occasionally cohering in a tube. *Stamens* 6, inserted into the sepals and petals. *Anthers* opening inwards. *Ovary* superior, 3-celled, many-seeded; *style* 1; *stigma* simple, 'or 3-lobed. *Fruit* succulent, or dry and capsular, 3-celled. *Seeds* packed one upon another in 1 or 2 rows; *embryo* with the same direction as the seed, in the axis of fleshy *albumen*, or uncertain in direction and position.—*Roots* fibrous, or fasciculate. *Stem* none, except a bulb; or tuberous, or creeping, or erect, or arborescent. *Leaves* with parallel veins, membranous, not articulated with the stem; either sessile or with a narrow leafy petiole.

AFFINITIES. It will be seen from the numerous synonyms above quoted, how unsteady the opinions of Botanists are concerning this natural order. Some like Brown divide it into three, others like Bartling into two, while some break it up into many. After giving the subject all the attention in my power, I am forced to the conclusion that nothing like a solid distinction either in the vegetation or the fructification can be discovered by which the following may be separated into distinct orders; indeed the characters proposed by Hartweg are so unsatisfactory, that I think it superfluous to notice any others than those of Brown and Bartling. Brown himself admits that his Hemerocallidese are a section of Liliaceae, rather than a distinct order (*Prodr.* 295); the same may be said of his Asphodeleae, for which he states he has sought in vain for a character; finding nothing that will circumscribe them except a lack of crustaceous brittle seedcoat which is easily separable from a fine proper membrane; but he distinguishes Smilaceae by their membranous seedcoat, and by the embryo being usually remote from the hilum. With regard to the colour of the seedcoat or even its texture, I must remark firstly, that one would be slow to recognize such a peculiarity as a valid distinction even of genera, and that as an ordinal characteristic it is

still less admissible; and secondly, that Paris, which Brown admits into his Smilaceae has a leathery testa; Streptopus moreover, which is expressly named by this distinguished botanist as one of his Smilaceae, has the embryo next the hilum; so that the characters of that order, as proposed by Brown, break down in all directions. Bartling who retains Smilaceae, adds to the distinction of the order a minute embryo, but then he admits such genera as Asparagus and Drymophila, in which the embryo is the same as that of Asphodeleae. Bernhardt in recently characterizing Tulipaceae, does not appear to me to have been more happy, for he points out nothing of any importance to keep apart the genera he assembles under that name, beyond what may suffice for a sectional distinction. And in reality when one casts an eye over the genera of Liliaceae, as I now propose to understand the order, they do appear to be so closely connected with each other by a complicated interchange of resemblances and differences, that the fructification will furnish nothing for even sectional characters of which any use can be advantageously made. It is very much to be desired that this were carefully looked into by some botanist of leisure and good general views; for until this is done, and until the whole series of hypogynous orders is skilfully revised, it seems to me better to abandon characterizing the sections of Liliaceae otherwise than by their peculiarities of vegetation, which seem to me to be by far the most solid on which to rely for natural groups. I therefore propose until something better can be struck out, the following sections; in which we advance from the most simple to the most highly developed cases of organization in the organs of vegetation.

§ 1. TULIPEJE. Bulbous. Sepals and petals scarcely adhering in a tube. Seedcoat soft and pale.

§ 2. HEMEROCALLIDEJE. Bulbous. Sepals and petals united into a tube. Seedcoat soft and pale.

§ 3. ScILLEiE. Bulbous. Flowers usually smaller than in the preceding, and the seed coat black and brittle.

§ 4. ANThERicEiE. Not bulbous. Stem if developed erect. Roots fascicled or fibrous. Leaves never coriaceous and permanent.

§ 5. CONVALLARIN^E. Stem developed as a rhizoma or tuber.

§ 6. ASPARAGEJS. Stem usually fully developed, often arborescent, sometimes branched, sometimes twining. Leaves in the stemless species often coriaceous and permanent.

§ 7. ALOINJE. Stem usually fully developed, sometimes arborescent. Leaves succulent.

Liliaceae? as here understood, differ from Melanthaceae in their anthers not bursting at their back, and by their fruit not being apocarpous; from Pontederaceae? in the aestivation of the petals. With other orders their relation will be explained in the proper places.

GEOGRAPHY. Scattered widely over the world; but much abundant in temperate climates than in the tropic^ here thej pri^ exist in an arborescent state. Aloes are mostly found in the southern parts of Africa. One species is a native of the West Indies, and two or three more of Arabia and the East. Dracaenas, the most gigantic of the order, attain their largest size in the Canaries. »A Dracaena Draco is described in the *Annales des Sciences*, 14. 140. as being between 70 and 100 feet high, 46 feet in circumference at the base, and it was known to have been a very ancient tree in the year 1496. The northern Flora comprehends for the most part plants of the genera Scilla, Hyacinthus, Allium, and Ornithogalum. In the East Indies Liliaceae are rare; in New Holland they form a distinctly marked feature of the vegetation.

PROPERTIES. The bulbs of *Lilium japonicum* are roasted and eaten in

Kamchatka, where it is as commonly cultivated as the potato with us. *Gard. Mag.* 6. 822. The roots of *Erythronium indicum* are « g j - m India in cases of strangury and fever in horses. *Atq̄she*, 1.403 TM S tuberosa. or the Tuberosa, is well, known for its delicious f TM g r ^ . a plant em*s its scent most strongly afftr sunset, and has been observed m ch sultry evening, after thunder, when the atmosphere was highly ^ d TM electric fluid to dart small sparks, or scintillations of lucid-flame in great abundance from such of its flowers as were fading. *Ed. F.J. A.* 4ift. -w riosa superba is said to be acrid. A bitter, stimulant P TM 6 ^ " ^ TM * ^ eummy viscid juice prevails in all, differing in the species chiefly in regard to S 7 - % I d Ke of concentration. *The bulb of the *Boraginifera* - >> naueous and acrid; it acts either as an emetic, given. Its property J ^ and diuretic, in proportion to the dose n which it is given. *Vo 1, Scillitin.* The said to be due to a peculiar principle called by ^ Allium, apée in Onion. Garlic, Shallot, Chive, Rocambole, aU spe4.es of ^ degree their stimulant, diuretic, and expectorant effects, differing in ^ the ^ nus Alli activity. According to Dr. A. T. Thomson, the virtues of the ^ and alkalies. depend on an acrid principle, soluble in water, alcohol, acids rich the com- cLpectus, p. 9. In consequence of the free phosphoric acid calculous cases. mon Onion bulbs contain, they are supposed to be useful in ^ we their remark- *Ibid* Aloes act in like manner as stimulants, to which they being produced in S £ 2 £ Z £ £ ! Z. Soccotine Aloes, so called ^ or sort, sold in the Zocotora, are obtained from *Aloe spicata*. Lum. ^ ins East Indian bazars, is supposed to be the produce ^ [^ ^ ^ J The root of *Dracena terminalis* is considered by the *Farinosae* a valuable medicine in dysenteric affections. *Ibid.* 2. 20. The juice of *Dracena Draco* is the Gum Dragon, a styptic substance, well known in medicine; it flows from the hen cut. The bitter resinous root of *Aletris farinosa* is £ ^ i 2 ; in small doses; but a dose of 20 grains = o n s much nausea, with a t J £ 2 ^ S ^ *Propr. U* 296.* The juice of common *Asparagus* contains a peculiar principle, called Aapnnigin. *Turner*, bJH

GENERA.

§ 1. TULIPACC^, DC.	<i>Erythronium</i> , L.	<i>Allium</i> , L.	<i>Uropetalum</i> , Ker.
<i>Gloriosa</i> , L.		<i>Porrum</i> , Tourn.	<i>PolemanMa</i> , Berg.
<i>Methonica</i> , Herm.	<i>Susum</i> , Bl.	<i>Codonoprasum</i> , Rchb.	<i>Drimia</i> , Jacq.
<i>Lilium</i> , Tournef.	§ 2. HEMEROCALLWKE,	<i>Ophioscorodon</i> ,	<i>Massonia</i> , L.
? <i>Amblirion</i> , Raf.	R.Br.	Wallr.	<i>Daubinya</i> , Lindl.
<i>Rhinopetaium</i> , Fisch.	<i>Hemerocallis</i> , L.	<i>Hesperoscordum</i> ,	<i>Eucomis</i> , L'Herit.
<i>Fritillaria</i> , L.		Lindl.	<i>Basil&a</i> , Lam.
<i>Petilium</i> , [redacted]	<i>Funkia</i> , Spr.	<i>Calliprora</i> , Lindl.	<i>Puschkinia</i> , Adams.
<i>Imperialist</i> [redacted]	<i>Hosta</i> , [redacted] Port.	? <i>Milla</i> , Cav.	<i>Adamsia</i> , W.
<i>Eucriimm</i> , Nutt.	<i>Libertia</i> , [redacted]	<i>Ledebouria</i> , Roth.	<i>Cummingia</i> , Don.
<i>Calochortus</i> , Ph.	<i>Niobe</i> , Salisb.	<i>Scilla</i> , L.	<i>Conanthera</i> , R. et P.
<i>Cyclobothra</i> , Sweet.	<i>Bryoties</i> , ttalish.	<i>fuellevalia</i> , Lap.	<i>Bcssera</i> , Schultz.
<i>Lloydia</i> , Salisb.	<i>Saussurea</i> , Salisb.	<i>TJrgi^L</i> , Steinh.	<i>Zephyra</i> , Don.
<i>Rhabdoctrinum</i> ,	<i>Agapanthus</i> , L'Her.	<i>Barnardia</i> , Lindl.	
Rchb.	<i>Jfauhlia</i> , Thunb.	<i>Camassia</i> , Lindl.	
<i>Nectaribothrium</i> ,	<i>Whfcithes</i> , L.	<i>Trichopetalum</i> , Lindl.	<i>Lachenalia</i> , Jacq.
Led.	<i>Blandfordia</i> , Sm.	<i>Bottionea</i> , Colla.	<i>Hyacinthus</i> , L.
<i>Gagea</i> , Salisb.	<i>Veltheimia</i> , Gleditsch.	<i>Ornithogalum</i> , L.	<i>Muscari</i> , Dcsf.
<i>Ornithoxanthum</i> ,	<i>Tritoma</i> , Ker.	<i>Stellar is</i> , Mcench.	<i>Triteleia</i> , Lindl.
Link.	<i>Tritomanthe</i> , Hsgg.	<i>Myogalum</i> , Link.	<i>Pharium</i> , Herb.
<i>Tulipa</i> , Tourn.	§ 3. SCILLEJE, Bartl.	<i>Albuca</i> , L.	<i>Brodisa</i> , Sm.
	<i>Alliacea</i> , Link.		<i>Leucocoryne</i> , Lindl.
	<i>Conantherea</i> , Doi0		
	A		

§ 4. ANATHERICEiE,	Cyanella, L.	§ 5. CONVALLARINJE,	<i>Stoerria</i> , Crz.
Bartl.	Thysanotus, R. Br.	Th. N. ab E.	<i>CEdera</i> , Crz.
Bulbine, W.	<i>Chlamysporum</i> ,	Convallaria, L.	Cordyline, Comm.
<i>Anthericum</i> , Lam.	Salisb.	<i>Styrandra</i> , Raf.	<i>Charlwoodia</i> , Sweet.
Arthropodium, R. Br.	Bulbospermum, Bl.	Polygonatum, Desf.	Sansevieria, Thunb.
Pasithea, Don.	Tulbaghia, L.	Maianthemum, Wigg.	Phormium, Thunb.
Anthericum, L.	Aletris, L.	Smilacina, Desf.	<i>Chlamydia</i> , Bks.
? Tristagma, Pöpp.	Borya, La Bill.	Brachypetalum, Nutt.	Yucca, L.
Czackia, Andrz.	<i>Baumgartenia</i> , Spr.	Drymophila, R. Br.	Xanthorrhcea, Sw.
<i>Phalangium</i> , DC.	<i>Daviesia</i> , Lam.	Streptopus, Mchx.	
<i>Allobrogia</i> , Tratt.	Johnsonia, R. Br.	Uvularia, L.	Eustrephus, R. Br.
Chlorophytum, Ker.	Aphyllanthes, L.	? <i>Stypandra</i> , R. Br.	Luzuriaga, R. et P.
Hartwegia, Goethe.	Narthecium, MOhr.	Echeandia, Ort.	Callixene, Comm.
Chloopsis, Bl.	<i>Abama</i> , Adans.	Eriospermum, Jacq.	Herreria, R. et P.
Asphodelus, L.	Liriope, Lour.	Anemarrhena, Bge.	Geitonoplesium, Cunn.
Asphodeline, Rchb.	<i>Qphiopogon</i> , Ker.	Peliosanthes, Andr.	§ 7. ALOINJE, Link.
Eremurus, M. Bieb.	<i>Fluggea</i> , Rich.	§ 6. ASPARAGEJE,	Aloe, L.
Tricoryne, R. Br.	<i>Slateria</i> , Desv.	Asparagus, L.	<i>Rhipidodendron</i> , W.
Caesia, R.Br.	<i>Salmia</i> , Cav.	Ruscus, L.	Gasteria, Haw.
Sowerbaea, Sm.	<i>Pleomeles</i> , Salisb.	Rhuacophila, Bl.	Bowiea, Haw.
Drapiezia, Bl.	Laxmannia, R. Br.	Dianella, Lam.	Haworthia, Salm.
		Dracaena, L.	Apicra, W.

ALLIANCE III. COMMELALES.

ESSENTIAL CHARACTER.—*Sepals* leafy. *Petals* coloured. *Carpels* 3, completely combined.

ORDER CCLI. COMMELINACEiE. THE SPIDER-WORT TRIBE.

EPHEMEREJE, *Batsch. Tab. Affin.* 125. (1802) *in part.*—COMMELINEA, *R. Brown Prodr.* 268. (1810) ; *Richard in Humb. Bonpl. N. Gen.* 1. 258. (1815) ; *Agardh Aph.* 168. (1823).

ESSENTIAL CHARACTER.—*Sepals* 3, distinct from the petals, herbaceous. *Petals* coloured, sometimes cohering at the base. *Stamens* 6, or a smaller number, hypogynous, some of them either deformed or abortive. *Ovary* 3-celled, with few-seeded cells; *style* 1 ; *stigma* 1. *Capsule* 2- or 3-celled, 2- or 3-valved, the valves bearing the dissepiments in the middle. *Seeds* often twin, inserted by their whole side on the inner angle of the cell, whence the hilum is linear; *embryo* pulley-shaped, antitropous, lying in a cavity of the albumen remote from the hilum; *albumen* densely fleshy.—*Herbaceous* plants. *Leaves* usually sheathing at the base.

AFFINITIES. Brown remarks upon this order (*Prodr.* 269.), that " it is very different from Juncaceae both in habit and structure; it agrees better with Restiaceae in the situation of the embryo and the sheathing leaves, although otherwise quite distinct; it has scarcely any affinity with Palms, except in its trochlear embryo, remote from the hilum, and indicated in both orders by an external papilla." Agardh adds, that it agrees with Orchidaceae in the structure of the seeds and stamens. I know not in what respect this resemblance is shewn. Endlicher considers Mayaca to be the type of a distinct order (v. *MeletematSfb*

GEOGRAPHY. Chiefly found in the East and West Indies, and Africa. A few are found in North America, but none in northern Asia or Europe.

PROPERTIES. Often mere weeds, sometimes beautifully-flowering plants; otherwise having no known properties.

GENERA.

Commelina, L.	Campelia, Rich.	Cyanotis, Don.	Callisia, L.
Adisia, E. Mey.	Tradescantia, L.	<i>OZygomenes</i> , Salisb.	<i>Hapalanthus</i> , Jacq.

Aneilema, R. Br.
 Palisota, Rchb.
 Dichorizandra, Mik.
 Cartonema, R. Br.

Rapatea, Aubl.
Mnasion, Schreb.
 Hagenbachia, Nees.
 Pollia, Thunb.

Mayaca, Aubl.
Syena, Schreb.
Bias^a, VandelL

ALLIANCE IV. ALFSMALES.

ESSENTIAL CHARACTER.—*Sepals* usually herbaceous. *Petals* coloured. *Carpels* more or less distinct from each other. *Albumen* 0-

ORDER CCLII. BUTOMACEÏE. THE FLOWERING RUSH TRIBE.

BUTOMEA, *Richard in Mini. Mus.* 1. 364. (1815); *Lindley's Synopsis*, 271. (1829); *DC. and Duby*, 437. (1828) a § o/Alismaceae.

ESSENTIAL CHARACTER.—*Sepals* 3, usually herbaceous. *Petals* 3, coloured, petaloid. *Stamens* definite or indefinite, hypogynous. *Ovaries* superior, 3, 6, or more, either distinct or united into a single mass; *stigmas* the same number as the ovaries, simple. *Follicles* many-seeded, either distinct and rostrate, or united in a single mass. *Seeds* minute, very numerous, attached to the whole of the inner surface of the fruit; *albumen* none; *embryo* with the same direction as the seed.—*Aquatic* plants. *Leaves* very cellular, often yielding a milky juice, with parallel veins. *Flowers* in umbels, conspicuous, purple, or yellow.

AFFINITIES. Butomaceae are readily known by the remarkable circumstance of their placenta extending over the whole lining of the fruit, which is formed either of separate or concrete carpels. In this respect there is an evident analogy with Nymphaeaceae, which *Limnocharis* resembles in the structure of its fruit. Butomaceae are most closely akin to Alismaceae. De Candolle has a remark (*Syst.* 2, 42.), that no Endogens are lactescent; but *Limnocharis* yields milk in abundance. This genus offers a singular example of a large conspicuous open hole in the apex of its leaf, apparently destined by nature as an outlet for superfluous moisture, which is constantly distilling from it.

GEOGRAPHY. Natives of the marshes of Europe, and equinoctial America.

PROPERTIES. *Butomus* is acrid.

GENERA.

Limnocharis, Bonpl.
Hydrocleis, Rich.
Butomus, L.

ORDER CCLIII. ALISMACEA. THE WATER-PLANTAIN TRIBE.

AUSMACEJE, *R. Brown Prodr.* 342. in part (1810); *Rich, in Mém. Mus.* 1. 365. (1815); *Juss. Diet. Sc. Nat.* 1. 217. (1822); *Lindl. Synops.* 253. (1829).—ALISMOIDEJE, *DC.Fl.Fr.* 3. 188. (1805).

ESSENTIAL CHARACTER.—*Sepals* 3, herbaceous. *Petals* 3, petaloid. *Stamens* definite
 °* indefinite. *Ovaries* superior, several, 1-celled; *ovules* erect or ascending, solitary, or 2 attached to the suture at a distance from each other. *Styles* and *stigmas* the same number as the ovaries. *Fruit* dry, not opening, !<or 2-seeded. *Seeds* without albumen; *embryo*

shaped like a horse-shoe, undivided, with the same direction as the seed.—*Floating* plants. *Leaves* with parallel veins.

AFFINITIES. This order is to Monocotyledons what Ranunculaceae are to Polypetalous Dicotyledons, and is in like manner recognised by its indefinite distinct carpels and hypogynous stamens; from Butomaceae it is known by the indefinite ovules of that order being scattered over the face of the cells. Juncaginaceae, sometimes referred to Alismaceae, appear nearer Araceae, and are distinguished by their depauperated floral envelopes, concrete carpels, and straight embryo having a lateral slit for the emission of the plumule. The plants belonging to Alismaceae, Hydrocharaceae, Fluviales, Juncaginaceae, and Butomaceae, have all a disproportionately large radicle, whence the embryos of such were called by the late L. C. Richard, macropodal.

GEOGRAPHY. Chiefly natives of the northern parts of the world. Several *Sagittarias* and *Actinocarpi* inhabit the tropics, the former those of both hemispheres.

PROPERTIES. All aquatic plants with a lax tissue, and many with a fleshy rhizoma, which is eatable; such are *Alisma* and *Sagittaria*: a species of the latter is cultivated for food in China. The herbage is acrid. *Alisma Plantago* is one of the plants recommended in hydrophobia. *Agdh.*

GENERA.

<i>Sagittaria</i> , L.	<i>Actinocarpus</i> , R. Br.	<i>Hydromystria</i> , Meyer.	<i>Hydrogeton</i> , Pers.
<i>Alisma</i> , L.	<i>Damasonium</i> , Juss.		<i>Ouvirandra</i> , Pet. Th.

ALLIANCE V. JUNCALES.

ESSENTIAL CHARACTER.—*Flowers* somewhat glumaceous.

ORDER CCLIV. JUNCEAE. THE RUSH TRIBE.

JUNCI, *Juss. Gen.* (1789), *in part.*—*JUNCEA*, *DC. Fl. Fr.* 3. 155. (1815); *R. Brown Prodr.* 257. (1810); *DC. and Duby*, 474. (1828); *Lindl. Synops.* 273. (1829).—*JUNCACE**, *AgardhAphor.* 156. (1823; *in part.*

ESSENTIAL CHARACTER.—*Flowers* hermaphrodite or unisexual. *Calyx* and *corolla* forming an inferior, 6-parted, more or less glumaceous *perianth*. *Stamens* 6, inserted into the base of the segments; sometimes 3, and then opposite the calyx. *Anthers* 2-celled. *Ovary* 1- or 3-celled, 1- or many-seeded, or 1-celled and 3-seeded. *Style* 1. *Stigmas* generally 3, sometimes only 1. *Fruit* capsular, with 3 valves, which have the dissepiment in their middle, sometimes destitute of valves, and 1-seeded by abortion. *Seeds* with a testa, which is neither black nor crustaceous; *albumen* firm, fleshy, or cartilaginous; *embryo* within it. *R. Br.* (1810)—*Herbaceous* plants, with fascicled or fibrous roots. *Leaves* fistular, or flat and channelled with parallel veins. *Inflorescence* often more or less capitate. *Flowers* generally brown or green.

AFFINITIES. This order, in its most genuine state, may be said to stand between Petaloideous and Glumaceous Monocotyledons, agreeing with the former in the floral leaves having assumed the verticillate state necessary to constitute a perianth, and with the latter in their texture. But while a glumaceous confused calyx and corolla are the characteristic of one part of the order, another part, approaching Liliaceae, assumes a petaloid state; so that little is finally left to separate Juncaceae from the latter, except the difference in the*testa of their seed. Brown remarks that Juncaceae are intermediate between Restiaceae and Asphodeleae, differing from the former in having an

included embryo, a radicle usually centripetal, and the stamens, when there are only 3, opposite the sepals: from Asphodeleae in the integument of the seed, in the texture of the perianth, and in habit. *Predr.* 258. Agardh combines Restiaceae and Juncese. *Aph.* 157.

From Palms they are distinguished, independently of their habit, by the texture of the perianth, by the constant tendency to produce more than one ovule in each cell, and by the embryo never being remote from the hilum. *Juncus* is an instance of a monocotyledonous plant having distinct pith. "Xerotes, in the structure and appearance of its flowers, and in the texture of albumen, has a considerable resemblance to Palms, but it wants the peculiar characters of the seed, and also the habit of that remarkable order. *Flagellaria* differs from Xerotes chiefly in its pericarp, and in the form and relation of its embryo to the albumen, which is also of a different texture. In all these respects it approaches to Cyperaceae, with some of whose genera it has even a certain resemblance in habit." *Brown in Flinders*, 578. From Melanthaceae the order is known by the concrete carpels and anthers turned inwards.

GEOGRAPHY. Chiefly found in the colder parts of the world, some even in the coldest, two existing in the ungenial climate of Melville Island. Several, however, are known in the tropics. Eight are mentioned as inhabiting the tropical parts of New Holland alone. According to Humboldt (*Diss. Geogr.* 43), they constitute $\frac{1}{4}$ of the flowering plants in the equinoctial zone; in the temperate zone, $\frac{1}{10}$; in the frozen zone $\frac{1}{100}$; in North America, $\frac{1}{100}$; in France, $\frac{1}{100}$. In Sicily, according to Presl, they do not form more than $\frac{1}{100}$.

PROPERTIES. Only employed for mechanical purposes, as the Rush and others for making the bottoms of chairs, &c.; the pith of the same for the wick of common candles. *Juncus effusus* is cultivated in Japan for making floor-mats. *Thunb.* The leaves of *Flagellaria* are said to be astringent and vulnerary.

GENERA.

Cephaloxys, Desv.	Marsippospermum, Desv.	Xerotes, R. Br.	Flagellaria, L.
Juncus, L.	Luzula, DC.	<i>Lomandra</i> , La Bill.	§ APHYLLANTHEJS,
<i>Rostkovia</i> , (T)es.		Kingia, R.Br.	Bartl.
		Astelia, Bks.	Dasyogon, R. Br.
			Calectasia, R. Br.

ORDER CCLV. PHILYDRACEÆ.

PHILYDREJS, R. Br. (1832?); *Lindl. Nixus*, 22. (1833).

ESSENTIAL CHARACTER.—*Perianth* 2-leafed, coloured, withering. *Filaments* 3, united at the base, inserted into the base of the lower leaf of the perianth; the lateral ones petaloid and sterile; *anther* with distinct cells. *Ovary* superior; *style* simple; *stigma* capitate. *Ctywa/e* 3-celled, 3-valved; the valves having the partition in their middle. Seeds numerous, minute.—*Root* fascicled-fibrous. *Stems* erect, simple, leafy. *Leaves* ensiform, somewhat cellular, equitant with their half-sheathing bases. *Spikes* terminal, simple or divided. *Flowers* alternate, solitary, sessile, subtended by a spathaceous persistent bract, yellow, scentless.

AFFINITIES. " At the end of Juncaceae I have placed, not without hesitation, a genus which in the structure of the flower is most distinct from all others, but which nevertheless shews some affinity with Xyris, and perhaps Burmannia. These plants, indeed, which is curious enough, in certain points belonging to the structure of the seed and stamen, agree with Orchidaceae, otherwise very different.¹ *R. Br. Prodi:* 264. To this I have nothing to add, as

I have never had the opportunity of examining *Philydrum*. Brown has lately proposed to constitute it into a distinct order; for the character of which I have translated his generic description in the *Prodromus*, with a few omissions.

GEOGRAPHY. New Holland plants.
 PROPERTIES. Unknown.

GENUS.

Philydrum, Banks.
Garciana, Lour.

GROUP IV. **Retosæ.**

ESSENTIAL CHARACTER.—*Leaves* either with many ribs the intervals between which are irregularly netted, or with a mid-rib and netted sides; foot-stalk taper, articulated with the stem. *Embryo* without a lateral slit. *Flowers* never arranged in a spadix. Floral envelopes complete. Twiners or climbers.

By the strongly marked peculiarity in the foliage, it seems to me desirable to cut off the following orders from all others. They have a most peculiar aspect, and it is plain that they constitute a most remarkable transition from Endogens to Exogens. Nevertheless if the organs of vegetation are not taken into account, I know of no verbal character which will divide Smilacese from Liliacese, and Mr. Herbert is equally unable to distinguish Dioscoreaceae from Amaryllidaceae. I see no objection to the admission of such a character, provided it is constant and uniform, and that it is so I hope to shew: first remarking that Alismaceae are separated from Ranunculacese upon a still more slender verbal distinction, the embryo of the former being undivided, and the other 2-lobed at the apex; there is *no other positive difference between these orders*, which in fact represent two lines diverging from a common point; yet they are universally recognized, and with great propriety. The first point in the character assigned to this group is that the leaves are like those of Exogens, that is to say, irregularly netted between the ribs, or ribless with netted sides, and that they disarticulate from the stem, a circumstance which is indicated by their tapering footstalks. There are no other Endogens in which such a character exists, except certain Aracese, to which I shall advert presently. The nearest approach to the structure with which I am acquainted, occurs in *Lilium giganteum*, but the leaves of that plant have a flat foliaceous petiole and do not disarticulate. The broad-leaved Amaryllidaceous plants like *Griffonia*, *Eurycles*, &c. are totally different; their leaves not only having no articulation with the stem, but having no reticulations between the ribs further than is produced by the anastomosing of the fine parallel secondary veins that connect the ribs. In this circumstance *Roxburghia* alone among Retosæ corresponds with them; but the petioles of that genus being rounded and disarticulating from the stem, a sufficiently plain distinction still remains. From some Aracese the structure of the leaves will not divide Retosæ; and it was for that reason that in my *Nixus*, in which I first proposed to form this combination, I actually regarded the group of Retosæ as a mere alliance among Spadicose; but the lax inflorescence and more perfect floral envelopes as an external, and the embryo without a lateral slit for the emission of the plumule as an internal character, will prevent all possibility of confounding Retosæ with Spadicose.

I regard this group as passing directly into Menispermaceae through *ftipogonnm*, but as preserving a close connection with Liliacese through *Roxburghia*, and with Amaryllidaceae through *Dioscorea*.

ORDER CCLVI. SMILACEÆ. THE SMILAX TRIBE.

ESSENTIAL CHARACTER.—*Flowers* hermaphrodite or dioecious, (*falyx* and *corolla* confounded, inferior, 6-parted. *Stamens* 6, inserted into the perianth near the base; seldom hypogynous. *Ovary* 3-celled, the cells 1- or many-seeded; *style* usually trifid; *stigmas* 3. *Fruit* a roundish berry. *Albumen* between fleshy and cartilaginous; *embryo* usually distant from the hilum.—*Herbaceous* plants or *under-shrubs*, with a tendency to climb. *Stems* woody. *Leaves* reticulated.

AFFINITIES. From what I have already said in a previous page, it is obvious that Smilaceæ, as I understand the order, is very different from that of other botanists. For its affinities see Liliaceæ, and Retosæ.

GEOGRAPHY. Found in small quantities in most parts of the world, especially in Asia and N. America.

PROPERTIES. Best known for the diuretic demulcent powers of *Smilax Sarsaparilla*, which also exist in other species of the same genus. *Smilax aspera* is a common substitute in the south of Europe. *Smilax China* has a large fleshy root, the decoction of which is supposed to have virtues equal to that of *Sarsaparilla* in improving the health after the use of Mercury. According to the Abbé Rochon, the Chinese often eat it instead of Rice, and it contributes to make them lusty. *Ainslie*, 1. 70.

GENERA.

Smilax, L.
Ripogonum, Forst.

ORDER CCE.VII, DIOSCOREACEÆ. THE YAM TRIBE,

DIOSCOREEÆ, *R. Brown Prodr.* 294. (1810); *Agardh Aphor.* 169. (1823); *Ach. Rich. Nouv. Elém.* 434. (1828).

ESSENTIAL CHARACTER.—*Flowers* dioecious. *Calyx* and *corolla* confounded, superior. *Males: Stamens* 6, inserted into the base of the sepals and petals. *Females: Ovary* 3-celled, with 1- or 2-seeded cells; *style* deeply trifid; *stigmas* undivided. *Fruit* leafy, compressed, with two of its cells sometimes abortive; occasionally succulent. *Seeds* flat, compressed; *embryo* small, near the hilum, lying in a large cavity of cartilaginous albumen. —*Twining shrubs*. *Leaves* alternate, occasionally opposite, with reticulated veins. *Flowers* small, spiked, with from 1 to 3 bracts each.

APPINITES. According to Brown separable from Smilaceæ by the three-fold character of inferior ovary, capsular fruit, and albumen having a large cavity. *Tamus* is, however, between the two tribes, agreeing with Smilaceæ in its baccate, with Dioscoreaceæ in its inferior fruit. *Prodr.* 294.

GEOGRAPHY. Found exclusively in tropical countries of either hemisphere, if *Tamus* be excluded.

PROPERTIES. The yams, so important a food in all tropical countries, because of their large, fleshy, mucilaginous, sweetish tubers, are the only remarkable plants of the order.

GENERA.

<i>Tamus</i> , L.	<i>Testudinaria</i> , Salisb.	<i>Dioscorea</i> , L.
<i>Tumnus</i> , Juss.	<i>Rajania</i> , L.	<i>Ubiun</i> , Kuinf.

ORDER CCLVIII. ROXBURGHACEÆ,

ROXBURGHACEÆ, Wall. *Plant. As. Rtrr.* 3. 50. (1832); Lindl. *Nixus*, 23. (1833).

ESSENTIAL CHARACTER.—*Perianth* of from 4 to 6 large petaloid divisions, occasionally subtended by membranous bracts. *Stamens* 4 to 6, stib-hypogynous; *anthers* opening inwards. *Ovary* superior, 1-celled, with polyspermous placenta; which are either **parietal** or situated at the base of the pericarp; *style* filiform or none; *stigma* capitate, lobed, or roundish. *Pericarp* 1-celled, 2-valved, or valveless, either with 3 parietal polyspermous placenta, or with 2 clusters of seeds at the **base**. *Seeds* (in *Roxburghia*) with a taper *embryo* in the axis of fleshy *albumen*.—Twining *shrubs*. *Leaves* either reticulated and coriaceous, or thinner with parallel secondary veins connecting several primary ribs. *Flowers* large and showy.

AFFINITIES. This character, imperfect as it is, is framed for the purpose of comprehending the three genera mentioned below; I am by no means certain, however, that the two South American genera ought to be actually combined in the same natural order with that from India; they correspond very much in habit, and also in their parietal polyspermous placenta; this I am able to state from having examined the ovary of both *Lapageria* and *Philesia*. In *Roxburghia* the placenta occupies the base of the shell of the fruit, in *Philesia* it runs up the side about half way, and in *Lapageria* it extends through the whole side. But on the other hand the structure of the flower of *Roxburghia* is dimerous, that of the other two trimerous; *Roxburghia* has no style and peculiar stamens, the others a long style like that of *Lilium*, and stamens of an ordinary character. Moreover the fruit of *Lapageria* is only known from the imperfect figure in the *Flora Peruviana*, and that of *Philesia* has never yet been even described. These genera, therefore, require to be examined in much more detail before they can be considered settled. Let me add, that in *Lapageria* the ovules are enveloped in mucus, and have the foramen at their point. *Roxburghia* is said to have stems 100 fathoms long. *Rees' Cycl.*

GEOGRAPHY. Natives of the hotter parts of India, and the temperate or cool parts of South America.

PROPERTIES. The roots of *Roxburghia* previously prepared with lime-water, are candied with sugar and taken with tea. Their flavour is insipid. *Roxb.*

GENERA.

Roxburghia, Dryand.
Stemona, Lour.

? % PHILESIAE.
Philtia, Com ID.
Lapageriti, K. et P.

GROUP V. Spadicosa.

ESSENTIAL CHARACTER.—*Flowers* usually imperfect, with scales in the room of **palm** and corolla, or naked; often unisexual; in most cases arranged on a spadix within a spathe. *Embryo* usually with a lateral cleft for the emission of the plumule.

The genus *Arum* will furnish the student with a good illustration of this group. He may consider that there is a tendency on the one hand to become arborescent, bear drupaceous fruit, and produce a larger number of stamens, as in *Pandales*; and on the other hand to lose the spadiceous character, first!), by the production of ordinary spikes as in *Juncaginaceae*; and secondly, by the reduction of the inflorescence to a single flower as in some **Flaviales** (as in *Pistia*!). It is not unworthy of remark, that in all these Endogenous

groups, with the exception of Gynandrosae, there is at one point a very low form of organization, and at another a very high form. In the following lines the genera which are equivalent to each other in these respects are placed one over the other :—

Group 1.	Epigynosae,	highest form Musaceae;	lowest form Hydrocharaceae.
2.	Gynandrosae	?	?
3.	Hypogynosae	Palmaceae;	Juncaceae.
4.	Retosae	Roxburghia;	Dioscorea
5.	Spadicosae	Pandanaceae;	Pistiaceae.
6.	Glumosae	Bambuseae;	Eriocauloneae.

Are we to infer this, that Gynandrosae ought to be sunk in Epigynosae ?

ALLIANCE I. PANDALES.

ESSENTIAL CHARACTER.—*Flowers* on a spadix. *Fruit* drupaceous. *Leaves* rigid and with parallel veins. *Stem* usually arborescent.

ORDER CCLIX. PANDANACEAE. THE SCREWPINE TRIBE.

PANDANEJE, *R. Brown Prodr.* 340. (1810) ; *DeCand. Propr-M6d.* 215. (1816); *Agardh Aph.* J33. (1822) ; *Gaudichaud in Ann. des Sc.* 3. 509. (1824) ; *Schott et Endlicher Meletemata*, p. 15. (1832).

ESSENTIAL CHARACTER.—*Flowers* dioecious or polygamous, arranged on a wholly covered spadix. *Perianth* wanting. *Males: Filaments* with single anthers; *anthers* 2-celled. *Females: Ovaries* usually collected in parcels, 1-celled; *stigmas* as many as the ovaries, sessile, adnate (*ovules* solitary, erect). *Fruit* either fibrous drupes, usually collected in parcels, each 1-seeded; or many-celled berries, with polyspermous cells. *Albumen* fleshy; *embryo* in its axis, erect (not slit on one side); *plumule* inconspicuous.—*Stem* arborescent, usually sending down aerial roots, sometimes weak and decumbent. *Leaves* imbricated, in three rows, long, linear-lanceolate, amplexicaul, with their margins almost always spiny. *Floral leaves* smaller, often coloured. *R. Br.*

AFFINITIES. This is a tribe of plants having the aspect of gigantic Bromelias, bearing the flowers of a Sparganium. While there is no analogy with the former in structure beyond the general appearance of the foliage; the organisation of the fructification bears so near a resemblance to the latter as to have led to the combination of Pandanaceae and Typhaceae by botanists of the first authority. But when we contrast the naked flowers, the compound highly-developed fruit, the spathaceous bracts, the entire embryo, and the arborescent habit of the former, with the half-glumaceous flowers, the simple fruit, the want of spathaceous bracts, the slit embryo, and the herbaceous sedgy habit of the latter, it is difficult to withhold our assent from the proposition to separate them. Brown justly remarks (*Prodr.* 341.), that these have no affinity with Palms beyond their arborescent stems. Freycinetia, the genus to which the character of polyspermous cells, minute seeds, and a pulpy pericarp belongs, is described by Gaudichaud as having a very minute embryo lodged in the upper part of semitransparent albumen. Pandanaceae are remarkable among arborescent monocotyledons for their constant tendency to branch, which is always effected in a dichotomous manner. Their leaves have also a uniform spiral arrangement round the axis, so as to give the stems a sort of corkscrew appearance before the traces of the leaves are worn away. The Chandelier Tree of Guinea and St. Thomas's derives its name (Pondanus

Candelabrum) from this peculiar tendency to branching. According to *F4e* (1, 223.), *Nipa* ought to be referred here, and not to Palms.

GEOGRAPHY. Abundant in the Mascaren Islands, especially the Isle of France, where, under the name of Vaquois, they are found covering the sandy plains. They have peculiar means given them by nature to subsist in such situations in the shape of strong aerial roots, which are protruded from the stem, and descend towards the earth, bearing on their tips a loose cup-like coating of cellular integument, which preserves their tender newly-formed absorbents from injury until they reach the soil, in which they quickly bury themselves, thus adding at the same time to the number of mouths by which food can be extracted from the unwilling earth, and acting as stays to prevent the stems from being blown about by the wind. They are common in the Indian Archipelago, and in most tropical islands of the Old World, but are rare in America. *Humb. de Distr. Géogr.* 198.

PROPERTIES. The seeds of *Pandanus* are eatable. The flowers of *Pandanus odoratissimus* are fragrant and eatable. The fruit of several is also an article of food. The leaves are used for thatching and cordage. The immature fruit is reputed emmenagogue. *Humb.* 1. c.

GENERA.

Pandanus, L. fil.
Arthrodactylis, Forst.
Keura, Forsk.
Freycinetia, Gaudich.

ORDER CCLX. CYCLANTHACEJE.

CYCLANTHEA, *Poiteau in Mem. Mus.* 9. 34V»(L822); *Schott et Endlicher, Meletemata*, p. 15. (1832); *Martins Conspectus*, No. 22. (1835).—PHYTELEPHANTE[^], *Id.* No. 21. (1835).

ESSENTIAL CHARACTER.—*Flowers* monoecious or polygamous, on the same densely covered spadix, spirally arranged; the spires alternately male and female. *Males:* (first completed) consisting of distinct stamens each with two anthers ? (or with 4-celled anthers,) opening longitudinally in 4 lines. *Females:* *Ovaries* surrounded with scales, often grown together, with parietal placentae. *Fruit* often clustered, berried, growing together along with the scales that surround them. *Seeds* .—*Leaves* plaited, petiolate. *Spathes* dilated, membranous and coloured. *Inflorescence* terminal. *Schott.*

AFFINITIES. Very near Pandanaceae, from which their leaves and spirally arranged flowers chiefly divide them. *Phytelephas* resembles Palms in its fronds, which equal those of the Cocoa Nut in dimensions, in its torulose scaly stem, and, finally, in the remarkable structure and weight of its fruit. *Humb. de Distr. Géogr.* 198.

GEOGRAPHY. Natives of the tropics of the western hemisphere.

PROPERTIES. Buttons are turned from the hard albumen of *Phytelephas* or the *Tagua* plant. *Humb.* 1. c.

GENERA.

Phytelephas, R. et P. *Carludovica*, R. et P. *Cydanthus*, Poit.
Elephantusia, W. *Salmia*, W. *Cyclosanthes*, Pbpp.
Ludovia, Pers.

*"vegetable Ivory."

ALLIANCE II. *ARALES*.

ESSENTIAL CHARACTER.—*Flowers* on a spadix. *Fruit* either berried or capsular.

ORDER CCLXI. ARACEJE. THE ARUM TRIBE.

AROIDÆ, *JUSS. Gen.* 23. (1789); *R. Brnon Prodr.* 333. (1810); *DC. and Duby*, 480. (1828); *Lindl. Synops.* 246. (1829); *Martius in Bot. Zeitung*, 1831. p. 449. *Richard in Arch. de Bot.* 1.11. (1833).—ARACEJE, *Schott Meletemata*, 16. (1832).

ESSENTIAL CHARACTER.—*Flowers* unisexual, arranged upon a spadix, within a spathe, *Perianth* wanting. *Males: Stamens* definite or indefinite, hypogynous, very short; *anthers* 1- 2- or many-celled, ovate, turned outwards. *Females: Ovary* superior, 1-celled, very seldom 3-celled, and many-seeded; *ovules* erect, or pendulous, or parietal; *stigma* sessile. *Fruit* succulent. *Seeds* pulpy; *embryo* in the axis of fleshy or mealy albumen, straight, taper, with a cleft in one side, in which the plumule lies; (*radicle* obtuse, usually next the hilum, occasionally at the opposite extremity. *R. Br.*) *Albumen* sometimes wanting.—*Herbaceous* plants, frequently with a fleshy *cornus*, or *shrubs*; stemless or arborescent, or climbing by means of aerial roots. *Leaves* sheathing at the base, convolute in the bud, either with parallel or branching veins; sometimes compound 1 often cordate. *Spadix* generally enclosed in a *spathe*.

AFFINITIES. The Arum tribe may be considered the centre of a system of organisation, of which the other orders of Spadicoseae are rays of unequal length. Taking its diagnosis as given above, we shall have it specially known by its highly developed spathe; Typhaceae will be distinguished by their long anthers and want of spathe; Pandanaceae by their arborescent habit and drupaceous compound fruit; Fluviales and Juncaginaceae by their want of spathe and by their return from the spadiceous form of inflorescence; and Pistiaceae by their reduction to the simplest state in which flowering plants can exist. The whole of these tribes, taken together, are known by their general tendency to develop their flowers upon a spadix, by their want of floral envelopes, or by those parts not assuming the distinct forms of calyx and corolla, but existing only in the state of herbaceous scales. With the exception of Pandanaceae, they are all also known by their plumule lying within a cleft of the embryo; a structure found in no other monocotyledonous plants, except Grasses, in which the embryo is otherwise widely different. Brown has remarked that in *Dracontium polyphyllum* and *foetidum*, in which there is no albumen, the plumule consists of imbricated scales, and that is sometimes double or even triple. In the former of these plants the external scales, in germination, quickly wither away, when other internal and larger ones appear, and remain for some time round the base of the primordial leaf, before the development of which no rootlets are emitted. *Prodr.* 334. A similar economy has been noticed by Du Petit Thouars, in his genus *Ouvirandra* in Alismaceae. The order has been remodelled by Schott, upon whose authority I give the genera, &c.

GEOGRAPHY. Natives of all tropical countries abundantly, but of temperate climates rarely, not extending in Europe further north than 64° north latitude, in the form of *Calla palustris*, which inhabits the deep, muddy, frozen marshes of southern Lapland. In cold or temperate climates they are usually herbaceous, while in tropical countries they are often arborescent and of considerable size, frequently clinging to trees by means of their aerial roots, which they protrude in abundance. In America, according to Humboldt (*Distr. Gfogr.* 196.), their principal station is on the submontane region between 1200 and 3600 feet of elevation, where the climate is temperate and the rains abundant. In the Andes, *Pothos pedatus* and *P. quinquenervius* rise to the height of 8400 feet.

PROPERTIES. A principle of acidity generally pervades this tribe, and ex-

ists in so high a degree in some of them as to render them dangerous poisons. The most remarkable is the Dumb Cane, or *Caladium Seguinum*, a native of the West Indies and South America, growing to the height of a man: this plant has the power, when chewed, of swelling the tongue and destroying the power of speech. Hooker relates an account of a gardener, who "incautiously bit a piece of the Dumb Cane, when his tongue swelled to such a degree that he could not move it; he became utterly incapable of speaking, and was confined to the house for some days in the most excruciating torments." *J.E.ro/. Bot.* 1. The same excellent botanist adds, that it is said to impart an indelible stain to linen. P. Browne states, that its stalk is employed to bring sugar to a good grain when it is too viscid, and cannot be made to granulate properly by the application of lime alone; *Arum ovatum* is used for the same purpose. The leaves of *Arum esculentum* excite violent salivation and a burning sensation in the fauces, as I have myself experienced. The fresh leaves of *Dracontium pertusum* are employed by the Indians of Demerara as vesicatories or rubefiants in cases of dropsy. Milk in which the acrid root of *Arum triphyllum* has been boiled has been known to cure consumption. *DC.* Notwithstanding this acridity, the flat under-ground stems, called roots, and the leaves of many Araceae, are harmless, and even nutritive when roasted or boiled, as, for instance, the roots of *Arum esculentum*, *Colocasia mucronatum*, violaceum, and others, which, under the names of Cocoa root, Eddoes, and Yams, are common articles of food in hot countries. The roots (*cormi*) of the *Arum maculatum* are commonly eaten by the country people in the Isle of Portland; they are macerated, steeped, and the powder obtained from them is sent to London for sale under the name of Portland Sago. *Enc. of PL* 800. Medicinally, the root in its recent state is stimulant, diaphoretic, and expectorant. The root and seeds of the Skunk Cabbage, *Symplocarpus foetida*, are powerful antispasmodics; they are also expectorants, and useful in phthisical coughs. They have considerable reputation in North America as palliatives in paroxysms of asthma. *Barton*, 130. The prepared root of *Dracontium polyphyllum* is supposed in India to possess antispasmodic virtues, and is considered a valuable remedy in asthma; it is also used in hemorrhoids. *Ainslie*, 2. 50. The root of the Labaria plant of Demerara, which is probably the same thing, is thought by the Indians to be an antidote to the bite of serpents. *Ed. N. Ph. Journ.* June 1830, p. 169. The root of *Acorus calamus* is aromatic and stimulant. The seeds of *Orontium aquaticum* and *Arum sagittifolium* are acrid, but become eatable by roasting. The spadixes of some species have a fetid putrid smell; others, such as *Arum cordifolium*, *Italicum*, and *maculatum*, are said to disengage a sensible quantity of heat at the time when they are about to expand. Agardh considers that the acrid principle, which, notwithstanding its fugacity, has been lately obtained pure, is no doubt of great power as a stimulant. *Aph.* 133.

GENERA.

§ 1. AMBROSINIEJE, Schtt.	<i>Dracunculus</i> , Tourn.	<i>Culcasia</i> , Beauv.	§ 6. ORONTIACEJE, R. Br. Prodr.
<i>Cryptocoryne</i> , Fisch.	<i>Pythion</i> , Mart.	<i>Denhamia</i> , Schtt.	337. (1810)
<i>Ambrosinia</i> , Mich.	<i>Candarum</i> , Rchb.	<i>Philodendron</i> , Schtt.	§ 4. ANAPORE [^] , Schtt.
<i>Stylochaeton</i> , Lepr.	<i>Amorphophallus</i> , Bl.	<i>Spathicarpa</i> , Hooker.	<i>Pothos</i> , L.
§ 2. DRACUNCULINEA, Schtt.	<i>Thomsonia</i> , Wall.	<i>Dieffenbachia</i> , Schtt.	<i>Lasia</i> , Lour.
<i>Arisarum</i> , Tourn.	<i>Pythonium</i> , Schtt.	<i>Homalomena</i> , Schtt.	<i>Anthurium</i> , Schtt.
<i>Balmisa</i> , Lag.	§ 3. CALADIEJE, Schtt.	<i>Aglaonema</i> , Schtt.	<i>Spathiphyllum</i> , Schtt.
<i>Arisaema</i> , Mart.	<i>Remusatia</i> , Schtt.	<i>Richardia</i> , Kth.	<i>Dracontium</i> , L.
<i>Biarum</i> , Schtt.	<i>Colocasia</i> , Ray.	<i>Zantedeschia</i> , Spr.	<i>Symplocarpus</i> , Salisb.
<i>Arum</i> , L.	<i>Caladium</i> , Vent.	§ 5. CALLED, Schtt.	<i>Ictodes</i> , Big.
<i>Typhonium</i> , Schtt.	<i>Peltandra</i> , Raf.	<i>Calla</i> , L.	<i>Spathyema</i> , Raf.
<i>Sauromatum</i> , Schtt.	<i>Xanthosoma</i> , Schtt.	<i>Monstera</i> , Adans.	<i>Orontium</i> , L.
	<i>Acontias</i> , Schtt.	<i>Scindapsus</i> , Schtt.	
	<i>Syngonium</i> , Schtt.		

ORDER CCLXII. ACORACEJE.

ACOROIDE*, Ag. *Aphorism.* 133. (1822); *Schott Meletemata*, 22. (1&2).—AcoriNiE, *Link Handb.* 1. 144. (1829).

ESSENTIAL CHARACTER.—*Flowers* hermaphrodite, surrounded with scales. *Spatha* leaf-like, not rolled up. *Stamens* complete, opposite the scales, with 2-celled anthers turned inwards. *Ovaries* distinct. *Fruit* baccate, finally juiceless. *Seeds* albuminous, with the embryo in the axis.—*Rhizoma* jointed. *Leaves* ensiform, embracing each other in the bud. *Schott.*

AFFINITIES. Cut off from Araceae chiefly on account of the different arrangement of leaves in the bud, and consequent habit; and because of the scaly rudiments of the perianth which are always present. I place here *Aspidistra* and *Tupistra*, not because I believe that this is really the station of these curious plants, but because I really do not know what else to do with them.

GEOGRAPHY. Entirely inhabitants of the temperate parts of the Eastern hemisphere.

PROPERTIES. *Acorus Calamus* is slightly aromatic.

GENERA.

<i>Acorus</i> , L.	<i>Tupistra</i> , Ker.	<i>Aspidistra</i> , Ker.
<i>Gymnostachys</i> , R.Br.	<i>Rohdea</i> , Roth.	<i>Macroglyne</i> , Ut.

ALLIANCE III. TYPHALES.

ESSENTIAL CHARACTER.—*Flowers* on a naked spadix. *Anthers* clavate on long filaments. *Sepals* of the females either 3, or a ring of long hairs.

ORDER CCLXIII. TYPHACEJE. THE BULRUSH TRIBE.

TYPH.E, *JUSS. Gen.* 25. (1789).—AROIDEJE, § 3. *R. Brown Prodr.* 338. (1810).—TYPHINJE, *Agardh Aph.* 139. (1823).—TYPHACEJE, *DC. and Duly*, 482. (1828); *Lindl. Synops.* 247. (1829); *Richard in Arch, de Bot.* vol. 1. p. 193. (1833).—TYPHOIDEA and SPARGANIOIDEA, *Link Handb.* 1. 132. 133. (1829), both sections of Cyperaceae.

ESSENTIAL CHARACTER.—*Flowers* unisexual, arranged upon a naked spadix. *Sepals* 3, or more, sometimes a mere bundle of hairs. *Petals* wanting. *Males: Stamens* 3 or 6, *anthers* wedge-shaped, attached by their base to long filaments, which are sometimes monadelphous. *Females: Ovary* single, superior, 1-celled; *ovule* solitary, pendulous; *style* short; *stigmas* 1 or 2, simple, linear. *Fruit* dry, not opening, 1-celled, 1-seeded. *Embryo* in the centre of *albumen*, straight, taper, with a cleft in one side, in which the plumule lies; *radicle* next the hilum.—*Herbaceous* plants, growing in marshes or ditches. *Stems* without nodi. *Leaves* rigid, ensiform, with parallel veins. *Spadix* without a spathe.

AFFINITIES. Jussieu, following Adanson, distinguishes these from Araceae, with which Brown re-unites them, retaining them, however, in a separate section. They are generally regarded as a distinct tribe by most writers, and are surely sufficiently characterised by their calyx being 3-sepaled and half-glumaceous, or a mere bundle of long hairs, long lax filaments, clavate anthers, solitary pendulous ovules, and peculiar habit. Agardh refers Typhaceae to glumaceous Monocotyledons, on account of the analogy between the calyx of typha and the hypogynous hairs of *Eriophorum*, a genus of Cyperaceae. They are combined with Pandanaceae by Kunth, but appear to be sufficiently distin-

guished by the slit in the side of their embryo, their simple fruit, pendulous ovule, trisepalous calyx, and habit.

GEOGRAPHY. Found commonly in the ditches and marshes of the northern parts of the world, but uncommon in tropical countries; a species is found in St. Domingo, and another in New Holland. Two are described from equinoctial America.

PROPERTIES. Of little known use. The powdered flowers have been used as an application to ulcers. The pollen of *Typha* is inflammable, like that of *Lycopodium*, and is used as a substitute for it. De Candolle remarks that it is probable the facility of collecting this pollen is the real cause of its use, in that any other kind would do as well.

GENERA.

Typha, L.

Sparganium, L.

ALLIANCE IV. FLUVIALES.

ESSENTIAL CHARACTER.—*Flowers* in loose spikes or solitary.

ORDER CCLXIV. FLUVIALES, or NAIADACEÆ.

NAIADES, Juss. *Gen.* 18. (1789) *in part.*—FLUVIALES, *Vent. Tall.* 2. 80. (1799).—POTAMOGETONACEÆ, *Rich. Anal. Fr.* (1808).—POTAMOGETONACEÆ, *Juss. Diet. Sc. Nat.* 43. 93. (1826); *DC. and Duby*, 439. (1828).—NAIADEJE, *Agard Aph.* 125. (1822).—FLUVIALES, *Rich. Mém. Mus.* 1. 364. (1815); *Lindl. Synops.* 248. (1829).—HYDROGETONACEÆ, *Link Handb.* 1. 282. (1829).—KUTNERACEÆ, *Ib.* 1. 820. (1829).—POTAMOGETONACEÆ, *Rchb. Fl. Excurs.* 1. 6. (1830).

ESSENTIAL CHARACTER.—*Flowers* hermaphrodite or unisexual. *Perianth* of 2 or 4 pieces, often deciduous, rarely wanting. *Stamens* definite, hypogynous. *Ovaries* 1 or more, superior; *stigma* simple; *ovule* solitary, pendulous. *Fruit* dry, not opening, 1-celled, 1-seeded. *Seed* pendulous; *albumen* none; *embryo* antitropous, with a lateral cleft for the emission of the plumule.—*Water-plants.* *Leaves* very cellular, with parallel veins. *Flowers* inconspicuous, usually arranged in terminal spikes.

AFFINITIES. In this order we have the nearest approach, except in Pistiacese, to the division of flowerless plants. The perianth is reduced to a few imperfect scales, and there is in some of the genera either a total absence of spiral vessels, or that form of tissue exists in a very rudimentary state. Follini asserts, according to De Candolle (*Org. Veg.* 40), that spiral vessels do exist in them; but Amici, on the other hand, maintains that there is no trace of them, at least in *Caulinia*. *Ann. des Sc.* 2. 42. The manifest affinity of Fluviales to Juncaginacee determines a relation on the part of the former to Aracee, which is confirmed by the tendency to produce a rudimentary spathe in some of them, and by their undoubted resemblance to Pistiacese, which may be understood as reduced Aracee. It is remarkable that Adanson was aware of this relationship between Aracee and Fluviales, to which, however, Jussieu, whose Naiades are a very heterogeneous assemblage, did not assent. They are generally translucent cellular plants, destitute of stomates, having no epidermoidal layer, and perishing rapidly upon exposure to air. Amici has seen the sap circulate in the transparent joints of *Caulinia fragilis*, which he states is the unknown plant upon which Corti made observations relating to the same subject. See Amici in *Ann. des Sc.* 4. 42. Agardh refers to this order both *Ceratophyllum* and *Sparganium*.

GEOGRAPHY. Common in extra-tropical countries, but also found near the equator. Potamogetons are in every ditch and swamp as far north as Iceland.

PROPERTIES. Very unimportant. The root of Potamogeton natans is said to be eaten in Siberia. Zostera, or Sea wrack, is a common material for packing, and for stuffing cottagers' cushions..

GENERA.

Najas, L.	Posidonia, Keen.	Zannichellia, L.	Potamogeton, L.
Caulinia, Willd.	Kerneria, Willd.	Alteinia, Petit.	Peltopsis, Rafin.
Fluvialis, Pers.	Caulinia, DC.	Bellevalia, Del.	Cymodocea, Koen.
Zostera, L.	Halophila, Pet. Thou.	Ruppia, L.	Phucagrostis, Cav.
Thalassia, Banks.	Barkania, Ehrenb.	Graumiillera, Reich.	Epigynanthus, Bl.

ORDER CCLXV. JUNCAGINACE.E.

JUNCAGINACE. Rich. Anal. Fr. (1808); Mdm. Mus. 1. 364. (1815); Lindl. Synops. 252. (1829) ; DC. and Duty, 438. (1828), a sect. of Alismaceae.

ESSENTIAL CHARACTER.—Sepals and petals both herbaceous, rarely absent. Stamens 6. Ovaries 3 or 6, superior, cohering firmly; ovules 1 or 2, approximated at their base, erect. Fruit dry, 1- or 2-seeded. Seeds erect; albumen wanting; embryo having the same direction as the seed, with a lateral cleft for the emission of the plumule.—Herbaceous bog-plants. Leaves ensiform, with parallel veins. Flowers in spikes or racemose, inconspicuous.

AFFINITIES. The plumule lying within a cleft on one side of the embryo fixes these plants nearer Araceae than Alismaceae, to which they are sometimes referred, principally on account of their want of albumen; and the depauperated state of their floral envelope confirms the relationship. Juncaginaceae are most nearly allied to Fluviales, which are readily distinguished by their floating habit and pendulous ovules. The genus Scheuchzeria is a transition from Juncaginaceae to Juncaceae.

GEOGRAPHY. Marshy places in most parts of the world may be expected to indicate traces of this order, which is found in Europe, Asia, and North America, the Cape of Good Hope, and equinoctial America.

PROPERTIES. Unknown. Triglochin has a salt taste.

GENERA.

Triglochin, L.	Tetroncium, W.
Scheuchzeria, L.	Lilsea, H. et B.

ORDER CCLXVI. PISTIACEJE. THE DUCKWEED TRIBE.

PISTIACEJE. Rich. in Rumb. et Bonpl. N. G. et Sp. 1. 81. (1815); Lindl. in Hooker's Fl. Scot. 2. 191. (1821); Synops. 251. (1829).—LEMNACBJS, DC. and Duby, 532. (1828).

ESSENTIAL CHARACTER.—Flowers 2, naked, enclosed in a spathe. Male: Stamens definite, Pemale? Ovary 1-celled, with 1 or more erect ovules; style short; stigma simple. Fruit membranous or capsular, not opening, 1- or more-seeded. Seeds with a funicular and thickened indurated foramen; embryo either in the axis of fleshy albumen, or at the apex of the nucleus.

—*Floating* plants, with very cellular, lenticular, or lobed *stems* and *leaves* confounded. *Flowers* appearing from the margin of the stems.

AFFINITIES. These are plants of a still simpler organisation than *Fluviales*, like them apparently destitute of spiral vessels, and not producing any separate stem or leaves, but a body formed out of both, from within the substance of which proceeds a membranous spathe containing one naked male and one naked female flower; a stem and two flowers thus constituting the whole of the plant. But if an abstraction be made of the simplicity of this structure, and the organisation be considered as if it belonged to plants of a more highly developed character, it will be found that these are really nothing but *Araceae*, the spadix of which is reduced to two flowers of different sexes. But while the accuracy of this view of the nature of *Pistiaceae* is not likely to be questioned, it must be borne in mind that this very reduction of parts is inconsistent with the notion of *Araceae*, properly so called; and hence the necessity of constituting a particular order. I find from an examination of seeds of *Pistia*, most kindly procured from India for me by Dr. Wallich, that the embryo is a minute body lying at the apex of the albumen; in *Lemna* it occupies the axis; in both there is a fungous testa, with a remarkable induration of the foramen of the secundine. The embryo of *Pistia* is very minute, and perhaps solid; but in *Lemna* there is the slit on one side for the emission of the plumule, just as in *Araceae*. In Hooker's *Botanical Miscellany*, part 2, is an account of the germination of *Lemna*, by Wilson of Warrington, which is worth consulting. See for an elaborate account of the seed, &c. of *Lemna*, the *Arch, de Botanique*, vol. 1. p. 200, by Richard, and the same work vol. 2. p. 97, by Adolphe Brongniart. Both should be examined as these two learned Botanists are not agreed as to what the structure really is.

GEOGRAPHY. *Lemna* inhabits the ditches of the cooler parts of the world; *Pistia* the tropics.

PROPERTIES. *Pistia Stratiotes* filters in water-tanks in Jamaica, where, according to Browne, it is acrid, ^{mm} in hot dry weather impregnates the water with its particles to such a degree as to give rise to the bloody flux. *Hist. of Jam.* 330. A decoction of the same plant is considered by the Hindoostanees as cooling and demulcent, and they prescribe it in cases of dysuria. The leaves are also made into a poultice for the piles. *Ainslie*.

GENERA.

Pistia, L.

Lemna, L.

GROUP VI. *&umoff*.

ESSENTIAL CHARACTER.—*Perianth* usually 0, in its room herbaceous or scarious bracts, imbricated over each other; if present surrounded by such bracts.

These are distinctly characterised by the want of a true perianth, in the room of which the floral envelopes are formed by imbricated bracts. The paleae of Grasses approach the nature of a calyx; but as they do not originate from the same plane, they cannot, practically, be confounded with a calyx, however near such an organ they may, upon theoretical principles, be considered to approach. The same may be said of the hypogynous seta of *Cyperaceae*, which, although probably of the nature of a perianth, exist in so momentary a state as not to form a real exception to the character of *Glumacete*. *Restiaceae* and *Palms* connect petaloideous *Monocotyledons* with *Gluma-*

ceae; the former by approaching Cyperaceae, the latter Grasses. Where, as in Xyridaceae, there is a distinct coloured perianth, the imbricated glumaceous bracts that surround it sufficiently point out this group.

OBDEB CCLXVII GRAMINE^AE, }
 or } THE GRASS TRIBE.
 GRAMINACE^AE. }

GRAMINA, JUSS. *Gen.* 28. (1789).—GRAMINEJE, R. Brown *Prodr.* 168. (1810); Palisot de Beauv. *Agrostog.* (1812); Kunth in *Mem. Mus.* 2. 62. (1815); *Id.* in N. G. et Sp. *Humb. et Bonpl.* 1. 84. (1815); Turpin in *Mim. Mus.* 5. 426. (1819); Trinius *Fundam. Agrostol.* (1820); Agardh *Aphor.* 143. (1823); Kunth *Synops.* 1. 163. (1823); Dumortier *Agrost. Belg.* (1823); Trinius *Diss. de Gram. Unifi. et Sesquif.* (1824); De la Harpe in *Ann. Sc.* 5. 335. 6. 21. (1825); Raspail in *Ann. desSc.* 4. 271. 422. 5. 287. 433. 6. 224. 384. (1825), 7. 33>. (1826); Link *Hortus Botanicus* 1. (1827); Lindl. *Synops.* 223. (1829); Nees v. Esenbeck *Agrostog. Brasil.* (1829); Kunth *Enum. pi. vol. 1 et 2.* (1833-4); Nees v. Esenbeck in *Linnaea*, 9. 461. (1835).

ESSENTIAL CHARACTER.—*Flowers* usually hermaphrodite, sometimes monoecious or polygamous; consisting of imbricated bracts, of which the most exterior are called *glumes*, the interior immediately enclosing the stamens *paleae*, and the innermost at the base of the ovarium *scales*. *Glumes* usually 2, alternate; sometimes single, most commonly unequal. *Paleae* 2, alternate; the lower or exterior simple, the upper or interior composed of 2 united by their contiguous margins, and usually with 2 keels, together forming a kind of dislocated calyx. *Scales* 2 or 3, sometimes wanting; if 2, collateral, alternate with the paleae, and next the lower of them; either distinct or united. *Stamens* hypogynous, 1, 2, 3, 4, 6, or more, 1 of which alternates with the 2 hypogynous scales, and is therefore next the lower palea; *anthers* versatile. *Ovary* simple; *styles* 2, very rarely 1 or 3; *stigmas* feathery or hairy. *Pericarp* usually undistinguishable from the seed, membranous. *Albumen* farinaceous; *embryo* lying on one side of the albumen at the base, lenticular, with abroad cotyledon and a developed plumula; and occasionally but very rarely, with a second cotyledon on the outside of the plumula, and alternate with the usual cotyledon.—*Rhizoma* fibrous or bulbous. *Culms* cylindrical, usually fistular, closed at the joints, covered with a coat of wax. *Leaves* alternate, with a split sheath. *Flowers* in little spikes called *loeuſtee*, arranged in a spiked, racemed, or panicked manner.

AFFINITIES. This family is one which offers more singularities in its organisation than any other among flowering plants, although it is one in which, formerly, botanists the least suspected anomalies of organisation to exist. They found calyx and corolla and nectaries here with the same facility as they found them in a *Ranunculus*; and yet it may be doubted whether such organs exist in any one genus of Grasses.

Before I advert to the affinities of this tribe, it is indispensable that the real nature of this organisation should be understood. I shall, therefore, without occupying myself with the views of Linnaeus and his school, first cite Brown's account of the structure of Grasses, and then proceed to offer some observations upon the views that other botanists have taken of the object.

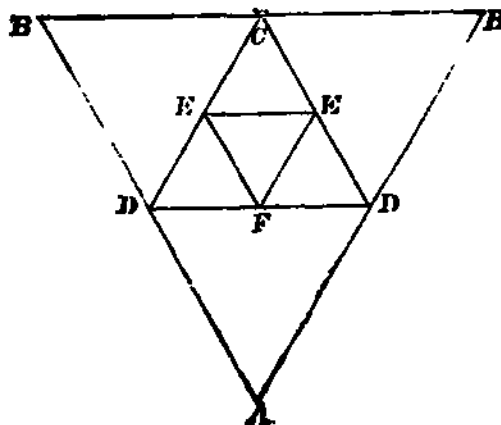
Brown's statement is this:—

"The natural or most common structure of Gramineae is to have their sexual organs surrounded by the floral envelopes, each of which usually consist of two distinct valves; but both of these envelopes are, in many genera of the order, subject to various degrees of imperfection or even suppression of their parts. The outer envelope, or gluma of Jussieu, in most cases containing several flowers with distinct and often distant insertions on a common receptacle, can only be considered as analogous to the bractae or involucre of other plants. The tendency to suppression in this envelope

appears to be greater in the exterior or lower valve; so that a gluma consisting of one valve may, in all cases, be considered as deprived of its outer or inferior valve. In certain genera with a simple spike, as *Lolium* and *Lepurus*, this is clearly proved by the structure of the terminal flower or spicula, which retains the natural number of parts; and in other genera not admitting of this direct proof, the fact is established by a series of species shewing its gradual obliteration, as in those species of *Panicum* which connect that genus with *Faspalum*. On the other hand, in the inner envelope, or calyx of Jussieu, obliteration first takes place in the inner or upper valve; but this valve having, instead of one central nerve, two nerves equidistant from its axis, I consider it as composed of two confluent valves, analogous to what takes place in the calyx and corolla of many irregular flowers of other classes; and this confluence may be regarded as the first step towards its obliteration, which is complete in many species of *Panicum*, in *Andropogon*, *Pappophorum*, *Alopecurus*, *Trichodium*, and several other genera. With respect to the nature of this inner or proper envelope of Grasses, it may be observed, that the view of its structure now given, in reducing its parts to the usual ternary division of Monocotyledones, affords an additional argument for considering it as the real perianthium. This argument, however, is not conclusive, for a similar confluence takes place between the two inner lateral bractae of the greater part of Irideae; and with these, in the relative insertion of its valves, the proper envelope of Grasses may be supposed much better to accord than with a genuine perianthium. If, therefore, this inner envelope of Grasses be regarded as consisting merely of bractae, the real perianthium of the order must be looked for in those minute scales, which, in the greater part of its genera are found immediately surrounding the sexual organs. These scales are, in most cases, only two in number, and placed collaterally within the inferior valve of the proper envelope. In their real insertion, however, they alternate with the valves of this envelope, as is obviously the case in *Ehrharta* and certain other genera; and their collateral approximation may be considered as a tendency to that confluence which uniformly exists in the parts composing the upper valve of the proper envelope, and which takes place also between these two squamae themselves, in some genera, as *Glyceria* and *Melica*. In certain other genera, as *Bambusa* and *Stipa*, a third squamula exists, which is placed opposite to the axis of the upper valve of the proper envelope, or, to speak in conformity with the view already taken of the structure of this valve, opposite to the junction of its two component parts. With these squamae the stamens in triandrous Grasses alternate, and they are consequently opposite to the parts of the proper envelope; that is, one stamen is opposed to the axis of its lower or outer valve, and the two others are placed opposite to the two nerves of the upper valve. Hence, if the inner envelope be considered as consisting of bractae, and the hypogynous squamae as forming the perianthium, it seems to follow, from the relation these parts have to the axis of inflorescence, that the outer series of this perianthium is wanting, while its corresponding stamens exist, and that the whole or part of the inner series is produced while its corresponding stamens are generally wanting. This may, no doubt, actually be the case; but as it would be, at least, contrary to every analogy in Monocotyledonous plants, it becomes in a certain degree probable that the inner or proper envelope of Grasses, the calyx of Jussieu, notwithstanding the obliquity in the insertion of its valves, forms in reality the outer series of the true perianthium, whose inner series consists of the minute scales, never more than three in number, and in which an irregularity in some degree analogous to that of the outer series generally exists. It is necessary to be aware of the tendency to suppression existing, as it were, in opposite directions in the two floral envelopes of Grasses, to comprehend the real structure of many irre-

gular genera of the order, and also to understand the limits of the two great tribes into which I have proposed to subdivide it. One of these tribes, which may be called Paniceae, comprehends *Ischaemum*, *Holcus***Andropogon*, *Anthistiria*, *Saccharum*, *Cenchrus*, *Isachne*, *Panicum*, *Paspalum*, *Reimaria*, *Anthenantia*, *Monachne*, *Lappago*, and several other nearly related genera; and its essential character consists in having always a locusta of two flowers, of which the lower or outer is uniformly imperfect, being either male or neuter, and then not unfrequently reduced to a single valve. *Ischaemum* and *Isachne* are examples of this tribe in its most perfect form, from which *Anthenantia*, *Paspalum*, and *Reimaria*, most remarkably deviate, in consequence of the suppression of certain parts: thus *Anthenantia* (which is not correctly described by Palisot de Beauvois) differs from those species of *Panicum* that have the lower flower neuter and bivalvular, in being deprived of the outer valve of its gluma; *Paspalum* differs from *Anthenantia* in the want of the inner valve of its neuter flower, and from those species of *Panicum* whose outer flower is univalvular, in the want of the outer valve of its gluma; and *Reimaria* differs from *Paspalum* in being entirely deprived of its gluma. That this is the real structure of these genera may be proved by a series of species connecting them with each other, and *Panicum* with *Paspalum*. The second tribe, which may be called Poaceae, is more numerous than Paniceae, and comprehends the greater part of the European genera, as well as certain less extensive genera peculiar to the equinoctial countries; it extends also to the highest latitudes in which Phaenogamous plants have been found; but its maximum appears to be in the temperate climates, considerably beyond the tropics. The locusta in this tribe may consist of 1, 2, or of many flowers; and the 2-flowered genera are distinguished from Paniceae by the outer or lower flower being always perfect, the tendency to imperfection in the locusta existing in opposite directions in the two tribes. In conformity with this tendency in Poaceae, the outer valve of the perianthium in tile single-flowered genera is placed within that of the gluma, and in the many-flowered locusta the upper flowers are frequently imperfect. They are, however, some exceptions to this order of suppression, especially in *Arundo* *Phragmites*, *Campulosus*, and some other genera, in which the outer flower is also imperfect: but as all of these have more than two flowers in their locusta, they are still readily distinguished from Paniceae." *Brown in Flinders*, 580.

According to this view, in a locusta of several florets, the scales at its base, or glumes, are bracts, and each floret consists of a calyx formed of one sepal remote from the rachis, and two coherUg by their margins and next the rachis; the little hypogynous scales are the rudiments of two petals, and the stamens alternate with these in the normal manner. This may be rendered more clear by the following diagram,



in which the triangle A B B represent the outer series, 'or paleae, or calyx, A being the inferior valve, and B B the superior, formed of two sepals united by their contiguous margin at *x*. If the triangle C D D be understood to represent the next series, the position of the parts will be at the three angles'; and in reality the two scales that are usually developed do occupy the places D D; while the third, whenever it is superadded, is stationed at C. The triangle E & F indicates by its angles the normal position of the first series of stamens, which are actually so situated, the stamen F which is opposite the sepal A alternating with the rudimentary petals D D.

The principal objection to this is, that the parts of the supposed calyx or paleae are not inserted upon the same plane, or truly verticillate, and consequently do not answer exactly to what is required in a floral envelope; and it is on this account that Turpin rejects Brown's opinion, giving the paleae the name of spathelle, and considering them bracts of a second order. But after all, this is a question of words rather than of facts; for what are sepals but bracts of a second order? and what difficulty is there in identifying bracts having the near approach to a verticillate state, and the perfect symmetry of position that those of Grasses possess, with a kind of dislocated calyx?

Kunth entertains a somewhat different view of the nature of the floral envelopes, considering the hypogynous scales to be analogous to the ligula, and the normal state of Grasses to be hexandrous. See *Enumeratio*, vol. 1. p. 3. 4.

Raspail, in a memoir upon the structure of Gramineae, hazards a theory, that the midrib of the bracts of Grasses is an axis of development in cohesion with the bracts, and that when it separates, as in Phleum, Bromus, or Corynephorus, it is attempting to revert to the functions of ulterior development, for which it is more especially destined. Among other things he states (*Ann. des Sc.* 4. 276. E.) that he should not be surprised one day to find some Grass in which the midrib of the lower palea actually became a new axis bearing other florets. I mention this for the sake of remarking that such a case is known, without however admitting that it is any confirmation of Raspail's views, which are at variance with the laws of vegetable development, for reasons which are so obvious, as to render it altogether unnecessary to give them here. I have a monstrous Barley, the *Hordeum iEgiceras* of Royle, cultivated as Wheat in the Himalayeh mountains, specimens of which I communicated in 1830 to Kunth and others, in which the midrib of the lower palea actually becomes saccate towards the apft, bearing an imperfect floret, with stamens, ovary, and hypogynous scales, in its cavity. What we know of the tendency to a special development of buds in the margins of certain leaves, in Ferns, and according to the observations of Turpin, in the whole substance of certain monocotyledonous leaves, there is nothing in this fact to excite surprise or to give rise to new theories; but it is worth mentioning as the only instance upon record of a flower-bud with sexual apparatus being developed under such circumstances.

The embryo is here described in conformity with the views that are most commonly taken of its nature; that is to say, it is considered to consist of a dilated lenticular cotyledon applied to the albumen on one side, and bearing a naked plumule on the other side, next the testa. It is proper, however, to remark, that the opinion of the late L. C. Richard, that the part commonly called cotyledon is a peculiar process, and that the plumule is a body contained within the apparent plumule, has been lately adopted by Nees v. Esenbeck, in his *Agrostologia Brasiliensis*, but with some difference. Richard considered the cotyledon to be a part of the radicle, to which he gave the name of macropodal, in consequence of its great supposed enlargement in Grasses

and some other families; Nees v. Esenbeck, on the contrary, seems to entertain the opinion that this cotyledon is a special organ, for which he retains Richard's name of hypoblastus, although he does not adopt the view that botanist took of its nature. But I think if we consider the improbability of any special organ being provided for Grasses, which is not found elsewhere, and if we consider how nearly alike are the embryos of Grasses and certain Araceae, in which the plumule lies within a cleft of the cotyledon, it is impossible to doubt the identity of the hypoblastus of Richard and Nees v. Esenbeck, and the cotyledon of other Monocotyledons. Indeed, the latter himself appears, in one place, to hesitate about the accuracy of distinguishing them, when he says (p. 9), "Turn vero hypoblastus pars quaedam habenda est cotyledoni analoga, magisque ad interiora seminis quam ad externam corculi evolutionem spectans."

The structure of the stem of Grasses is so much at variance, apparently, with that of other Endogenous plants, as to have led Agardh to remark, that it is the least monocotyledonous of all Monocotyledonous plants. It is probable, however, that its peculiarity does not depend so much upon any specific deviation from the ordinary laws of growth in Endogens, as upon a separation of the parts at an early period of their growth. The stem of a Grass, it must be remembered, exists in two different states,—that of the rhizoma, and of the culm: the rhizoma, which is the true trunk; and the culm, which may be considered a ramification of it. The rhizoma grows slowly, and differs in no respect from the stem of other Monocotyledons, as is evident in that of the Bamboo. The culm, on the contrary, which grows with great rapidity, is fistular, with a compact impervious diaphragm at each articulation; a fact which must be familiar to every one who has examined a straw, or the joint of a Bamboo. In the beginning, when this culm was first developed, it was a solid body like the rhizoma, only infinitely smaller; but in consequence of the great rapidity of its development, the cellular tissue forms more slowly than the woody vascular bundles which it connects, and in consequence a separation takes place between the latter and the former, except at the articulations, where, by the action of the leaves and their axillary bundles, is formed a plexus of vessels, which grows as rapidly as the culm distends, and therefore never separates in the centre. Something analogous to this occurs in the flowering stem of the common Onion among Monocotyledons, and in Umbelliferae among Dicotyledons.

The strict relation that exists between Palms and Grasses has been already adverted to in speaking of the former order; hence Nees v. Esenbeck considers Grasses to be a sort of Palms of a lower grade. In reality, the habit of the genera *Calamus* and *Bambusa* is nearly alike; the inflorescence of Grasses may be considered to be the same as that of Palms, the floral envelopes of the latter taken away, and only their bracts remaining; and, finally, their leaves are formed upon exactly the same plan, with this difference only, that those of Grasses are undivided. With *Cyperaceae*, however, it is that Grasses are most properly to be compared: while a manifest tendency, at least to the degree of verticillation requisite to constitute a calyx, evidently takes place in the paleae of Grasses, *Cyperaceae* are destitute of all trace of such a tendency, unless the opposite connate glumes of the female flowers of *Carex*, or the hypogynous scales of certain *Schcenia* and others, be considered an approach to the production of a perianth. For this reason, Grasses are to be considered plants ^{III} a higher state of evolution than *Cyperaceae*. Independently of this difference, the orders are readily known by the stems of Grasses being round, those of *Cyperaceae* angular; the leaves of Grasses having a ligula at the apex of their sheath, which is split, while the sheath of *Cyperaceae* is not split, and

is destitute of this ligula ; and, finally, the embryo of the two is at variance both in structure and position. With *Asphodeleae* their relationship consists in nothing more than the tendency to branch which is observable in part of that order.

GEOGRAPHY. AS nothing can be uninteresting which is connected with the habits of a tribe of such vast importance to man, I extract the following account of the geographical distribution of Grasses by Schouw, from Jameson's *Philosophical*Journal* for April 1825 :—

" The family is very numerous : Persoon's *Synopsis* contains 812 species, 1-26th part of all the plants therein enumerated. In the system of Rcemer and Schultes there are 1800; and, since this work, were it brought to a conclusion, would probably contain 40,000 in jQl, it may be assumed that the Grasses form a 22d part. It is more than probable, however, that in future the Grasses will increase in a larger ratio than the other phanerogamic plants, and that perhaps the just proportion will be as 1 to 20, or as 1 to 16. Greater still will be their proportion to vegetation in general, when the number of individuals is taken into account; for, in this respect, the greater number, nay, perhaps the whole, of the other classes are inferior.

With regard to *locality* in such a large family, very little can be advanced. Among the Grasses there are both land and water, but no marine, plants. They occur in every soil, in society with others, and alone; the last to such a degree as entirely to occupy considerable districts. Sand appears to be less favourable to this class; but even this has species nearly peculiar to itself.

" The *diffusion* of this family has almost no other limits than those of the whole vegetable kingdom. Grasses occur under the equator ; and *Agrostis algida* was one of the few plants which Phipps met with on Spitzbergen. On the mountains of the south of Europe, *Poa disticha* and other Grasses ascend almost to the snow-line ; and, on the Andes, this is also the case with *Poa malulensis* and *dactyloides*, *Deyeuxia rigida* and *Festuca dasyantha*.

The greatest differences between tropical and extra-tropical Grasses appear to be the following :—

" 1. The tropical Grasses acquire a much greater height, and occasionally assume the appearance of trees. Some species of *Bambusa* are from 50 to 60 feet high.

" 2. The leaves of the tropical Grasses are broader, and approach more in form to those of other families ^fc plants. Of this the genus *Paspalus* affords many examples.

" 3. Separate sexes are more frequent in the tropical Grasses. *Zea*, *Sorghum*, *Andropogon*, *Olyra*, *Anthistiria*, *Isch&inum*, *iEgilops*, and many other genera, which only occur in the torrid zone, and are there found in perfection, are monoecious, or polygamous. *Holcus* is perhaps the only extra-tropical genus with separate sexes.

" 4. The flowers are softer, more downy, and elegant.

" 5. The extra-tropical Grasses, on the contrary, far surpass the tropical in respect of the number of individuals. That compact grassy turf, which, especially in the colder parts of the temperate zones, in spring and summer, composes the green meadows and pastures, is almost entirely wanting in the torrid zone. The Grasses there do not grow crowded together, but, like other plants, more dispersed. Even in the southern parts of Europe, the assimilation to the warmer regions, in this respect, is by no means inconsiderable. *Arundo donax*, by its height, reminds us of the Bamboo; *Saccharum Ravenae*, *S. Tencriffse*, *Imperata arundinacea*, *Lagurus ovatus*, *Lygeum spartum*,

and the species of *Andropogon*, *Eglops*, &c. by separate sexes, exhibit tropical qualities. The Grasses are also less gregarious, and meadows seldomer occur, in the south than in the north of Europe.

" As to what relates to the distribution of individuals, the generality of species are social plants.

" A detailed representation of the distribution of the cultivated Gramina would certainly be very interesting. Here we must restrict ourselves to a short and general outline. We shall endeavour to specify those Gramina which are the prevailing ones in the large zones and continents, mentioning, in passing, those plants of other families which either supply the place of, or are associated with, the different kinds of grain, as the chief article of food. The distribution is determined, not merely by climate, but depends on the civilisation, industry, and traffic of the people, and often on historical events.

" AMthin the northern polar circle, agriculture is found only in a few places. In Siberia grain reaches at the utmost only to 60° , in the eastern parts scarcely above 55° , and in Kamtchatka there is no agriculture even in the most southern parts (51°). The polar limit of agriculture on the north-west coast of America appears to be somewhat higher; for, in the more southern Russian possessions (57° to 52°), barley and rye come to maturity. On the east coast of America it is scarcely above 50° to 52° . Only in Europe, namely, in Lapland, does the polar limit reach an unusually high latitude (70°). Beyond this, dried fish, and here and there potatoes, supply the place of grain.

" The grains which extend farthest to the north in Europe are barley and oats. These, which in the milder climates are not used for bread, afford to the inhabitants of the northern parts of Norway and Sweden, of a part of Siberia and Scotland, their chief vegetable nourishment.

" Rye is the next which becomes associated with these. This is the prevailing grain in a great part of the northern temperate zone, namely, in the south of Sweden and Norway, Denmark, and in all the lands bordering on the Baltic; the north of Germany, and part of Siberia. In the latter anotlyr very nutritious grain, buck-wheat, is very frequently cultivated. In the *one where rye prevails, wheat is generally to be found ;• barley being here chiefly cultivated for the manufacture of beer, and oats supplying food for the horses.

" To these there follows a zone in Europe and western Asia, where rye disappears, and wheat almost exclusively fmiishes bread. The middle, or the south of France, England, part of Scotland, a part of Germany, Hungary, the Crimea and Caucasus, as also the lands of middle Asia, where agriculture is followed, belong to tins zone. Here the vine is also found; wine supplants the use of beer; and barley is consequently less raised.

" Next comes a district where wheat still abounds, but no longer exclusively furnishes bread, rice and maize becoming frequent. To this zone be- J^g Portugal, Spain, part of France on the Mediterranean, Italy, and Greece; further, the countries of the East, Persia, northern India, Arabia, *^&ypt, Nubia, Barbary, and the Canary Islands; in these latter countries, however, the culture of maize or rice towards the south, is always more considerable, and in some of them several kinds of Sorghum (*Doura*) and *Poa Abyssinica* come to be added. In both these regions of wheat, rye only occurs at a considerable elevation; oats, however, more seldom, and at last entirely disappear; barley affording food for horses and mules.

" In the eastern parts' of the temperate zone of the Old Continent, in China and Japan, our northern kinds of grain are very unfrequent, and rice is found t^o predominate. The cause of this difference between the east and the west

of the Old Continent appears to be in the manners and peculiarities of the people. In North America, wheat and rye grow as in Europe, but more sparingly. Maize is more reared in the Western than in the Old Continent, and rice predominates in the southern provinces of the United States.

" In the torrid zone, maize predominates in America, rice in Asia, and both these grains in nearly equal quantity in Africa. The cause of this distribution is, without doubt, historical; for Asia is the native country of rice, and America of maize. In some situations, especially in the neighbourhood of the tropics, wheat is also met with, but always subordinate to these other kinds of grain. Besides rice and maize, there are, in the torrid zone, several kinds of grain, as well as other plants, which supply the inhabitants with food, either used along with them, or entirely occupying their place. Such are, in the New Continent, Yams (*Dioscorea alata*), the Manihot (*Jatropha manihot*), and the Batatas (*Convolvulus batatas*), the root of which, and the fruit of the Pisang (Banana, *Musa*), furnish universal articles of food. In the same zone, in Africa, Doura (Sorghum), Fisang, Manihot, Yams, and *Arachis hypogsea*. In the East Indies, and on the Indian Islands, *Eleusine coracana*, *E. stricta*, *Panicum frumentaceum*; several Palms and Cycadeae, which produce the Sago; Pisang, Yams, Batatas, and the Bread-fruit (*Artocarpus incisa*). In the islands of the South Sea, grain of every kind disappears, its place being supplied by the Bread-fruit tree, the Pisang, and *Tacca pinnatifida*. In the tropical parts of New Holland there is no agriculture, the inhabitants living on the produce of the Sago, of various Palms, and some species of Arum. *

" In the high lands of South America there is a distribution similar to that of the degrees of latitude. Maize, indeed, grows to the height of 7200 feet above the level of the sea, but only predominates between 3000 and 6000 of elevation. Below 3000 feet it is associated with the Pisang, and the above-mentioned vegetables; while, from 6000 to 9260 feet, the European grains abound: wheat in the lower regions, and rye and barley in the higher; along with which *Chenopodium Quinoa*, as a nutritious plant, must also be enumerated. Potatoes alone are cultivated from 9260 to 12,300 feet.

" To the south of the tropic of Capricorn, wherever agriculture is practised, considerable resemblance with the northern temperate zone may be observed. In the southern parts of Brazil, in Buenos Ayres, in Chile, at the Cape of Good Hope, and in the temperate zone of New Holland, wheat predominates; barley, however* and rye, make their appearance in the southernmost parts of these countries, and in Van Diemen's Land. In New Zealand the culture of wheat is said to have been tried with success; but the inhabitants avail themselves of the *Acrostichum furcatum* as the main article of sustenance.

" Hence it appears, that, in respect of the predominating kinds of grain, the earth may be divided into five grand divisions, or kingdoms. The kingdom of Rice, of Maize, of Wheat, of Rye, and lastly of Barley and Oats. The first three are the most extensive; the Maize has the greatest range of temperature; but Rice may be said to support the greatest number of the human race."

PROPERTIES. The uses of this most important tribe of plants, for fodder, for food, and for clothing, require little illustration. The abundance of wholesome *faécule* contained in all their seeds renders them peculiarly well adapted for the sustenance of man; and if the Corn tribe only, such as Wheat, Barley, Oats, Maize, Rice, and Guinea Corn, are the kinds commonly employed, it is because of the large size of their seeds compared with those of other Grasses, for none are unwholesome in their natural state, with the single exception of Lo-

Hum temulentum, a common weed in many parts of England, the effects of which are undoubtedly deleterious, although perhaps much exaggerated. In this respect an approach seems to be naturally made to the properties of half-putrid Wheat, which are known to be dangerous. The grain of Eleusine coracana is cultivated as corn, under the name of Natchenny, upon the Coromandel Coast. *Ainslie*, 1. 245. Independently of their nutritive fsecula, Grasses contain a large proportion of two other principles which deserve especial mention, viz. sugar and silex. The abundance of the former in the Sugar-cane is the cause of its extensive cultivation; but a large quantity exists in many other Grasses, some of which, such as *Holcus saccharatus*, have actually been grown as substitutes for the Sugar-cane in Italy; its presence in the nascent embryo of Barley is the cause of that grain being employed under the name of malt in the preparation of beer and of ardent spirits. Chisholm says, that the juice of the Sugar-cane is the best antidote to arsenic. *Ed. P. J.* 4. 221. That the cuticle of Grasses contains a large proportion of silex, is proved by its hardness, and by large masses of vitrified matter being found whenever a hay-stack or heap of corn is accidentally consumed by fire. In the joints of some Grasses a perfect siliceous deposit is found, particularly in a kind of jungle Grass mentioned in a letter from Dr. Moore to Dr. Kennedy of Edinburgh. *Ibid.* 2. 192. It is also said that Wheat-straw may be melted into a colourless glass with*the blow-pipe, without any addition. Barley-straw melts into a glass of a topaz yellow colour. *Ibid.* 2. 194. The siliceous matter of the Bamboo is often secreted at the joints, where it forms a singular substance called tabasheer, of which see a very interesting account in *Brewster's Journal*, 8. 268. It was found by Turner that the tabasheer of India consisted of silica containing a minute quantity of lime and vegetable matter. A coarse soft paper, of excellent quality, is manufactured in India from the tissue of the Bamboo. A cooling drink is prepared in India from the roots of *Cynodon Dactylon*. *Ainslie*, 2. 27. The fragrance of some Grasses, such as *Anthoxanthum odoratum* and *Holcus odoratus*, depends, according to Vogel, upon the presence of Benzoic acid. *Ed. P. J.* 14. 170. Sulphur exists, in combination with different bases, in Wheat, Barley, Rye, Oats, Maize, Millet, and Rice. *Ibid.* 172. The *Arundo arenaria* is an invaluable species for keeping together the blowing sands of the sea-coast, by its **creepinawickers** and tough entangled roots. It is employed in the Hebrides for many economical purposes, being made into ropes for various uses, mats for pack saddles, bags, hats, &c. *Ibid.* 6. 155. Some of the Reeds of Brazil, called Taquarussa, are living fountains: they grow from 30 to 40 feet high, with a diameter of six inches, form thorny impenetrable thickets, and are exceedingly grateful to hunters; for, on cutting off such a reed below the joint, the stem of the younger shoots is found to be full of a cool pleasant liquid, which immediately quenches the most burning thirst. *Pr. Max. Trav.* 81. The roasted leaves of *Andropogon Schcenanthus* are used in India, in infusion, as an excellent stomachic. An essential oil of a pleasant taste is extracted from the leaves in the Moluccas; and the Javanese esteem the plant much as a mild aromatic and stimulant. *Ainslie*, 2. 58. The former is the Grass oil of Nemauro, called in India Ivarancusa, and described in *Brewster's Journal*, 9. 333. Many others, such as *Andropogon citratus* and *nardus*, and *Anthoxanthum odoratum*, partake of the same qualities. The gluten of Wheat yields the two chemical principles called gliadine and zimome. *Ann. of Phil.* no. 89. p. 390. De Candolle truly remarks, that the dangerous effects of the ergot of Corn is no exception to the generally wholesome properties of the order, because in this the whole grain is in a state of disease. The ergot of Rye has been lately found to exercise a decidedly powerful stimulant effect upon the uterus, on which account it is now frequently **and** successfully employed by European practitioners in cases

of difficult parturition. The ergot of Maize is, according to Roulin, very common in Colombia, and the use of it is attended with a shedding of the hair, and even the teeth, of both man and beast. Mules fed on it lose their hoofs, and fowls lay eggs without shell. Its action upon the uterus is as powerful as that of Rye ergot, or perhaps more so. *Ann. des Sc.* 19. 279. The country name of the Maize thus affected is Maïs peladero. The best fodder Grasses of Europe are usually dwarf species, or at least such as do not rise more than 3 or 4 feet above the ground, and of these the larger kinds are apt to become hard and wiry; the most esteemed are *Lolium perenne*, *Phleum*, and *Festuca pratensis*, *Cynosurus cristatus*, and various species of *Poa* and dwarf *Festuca*, to which should be added *Anthoxanthum odoratum* for its fragrance. But the fodder Grasses of Brazil are of a far more gigantic stature, and perfectly tender and delicate. We learn from Nees von Esenbeck, that the Caapim de Angola of Brazil, *Panicum spectabile*, grows 6 or 7 feet high: while other equally gigantic species constitute the field crops on the banks of the Amazons.

I am deeply indebted to Professor C. G. Nees v. Esenbeck for the following list of the Genera of Grasses, Dec. 12, 1835 :—

GENERA.

Tribus gramineamm commodd in tres series dividuntur, quarum singulae partes recta via a se invicem discendentes, analogia quadam collateralis sibi vicissim respondent.

1. FAMILY HETEROCLINE.

- § 1. Phalarideae.
- § 2. Paniceae.
- § 3. Tristeginae.
- § 4. Sacchareae.
- § 5. Rottboellieae.
- § 6. Olyreae.

2. FAMILIE HOMOCLINA.

a. Uniflvas.

b. Multiflorce.

- § 7. Phleoideae.
- Sub-tribus. *Perotidee*.
- § 8. Agrostideae.
- § 9. Stipe*.
- § 10. Oryzae.
- § 17. Bambuseae.

- § 11. Pappophoreae.
- § 12. Chlorides.
- § 13. Aveneae.
- § 14. Arundineae.
- § 15. Triticeae.
- Sub-tribus. *Hordeee*.
- § 16. Festuceae.

Sub-tribus 1.
Stre^chatece.

Sub-tribus 2.
ArundinaricB.

Sub-tribus 3.
Bambusem verce.

§ 1. PHALARIDEJE.

- Ehrharta, Thunb.
- Trochera*, P. de B. Rich.
- Tetrarrhena, R. Br.
- Ehrharta* sp. La Billard.
- Microlaena*, R. Br.
- Ehrhartat* sp. La Billard.
- Digraphis, Tr.
- Baldingera*, Dum.
- Phalaridis* sp. Lin.
- Arundinis* sp. Ait.
- Calamagrostidis* sp. Sibth.
- Phalaris, Lin. (ex parte)
- Holcus, Lin. (ex parte)
- Hierochloa, Gmel. R. Br.
- Torresia*, P. de B.
- Disarrhenum*, La Bill.
- Hold* sp. Lin. et auct.
- Avenas* sp. Pers.
- MelicGf*sp. Desrouss.
- Aires* sp. LiJjebl.
- Poat* sp. Web. Spr.
- Ataxia, R. Br. (an sub-divisio Hierochloes?)
- Anthoxanthum*, Lin.

Regnaudia, Kunth.

- Polypogonis* sp. Spr.
- § 2. PANICEJE.
- Reimaria, Fl.
- Paspalus*, Fl.
- Helopus*, Tr.
- Oedipachne*, Link.
- Piptatheri* sp. P. de B.
- Paspali* sp. Fl.
- Eriochloa*, H. et K.
- Monachne*, P. de B.
- Leptocoryphium*, N. ab E.
- Paspali* sp. H. et K.
- Milii* sp. R. et Sch.
- Trichachne*, N. ab E.
- Acicarpha*, Raddi.
- Andropogonis* sp. Lin.
- Milii* sp. Sw.
- Tricholena*, Schrad.
- Anthenanthia*, P. de B.
- Coridochloa*, N. ab E. in Edinb. Phil. Journ.
- Panici* sp. Retz.
- Urochlooi* sp. Kunth.
- Axinopodis* sp. P. de B.

Milium, L.

- Amphicarpum*, Kunth.
- Milii* sp. Pursh.
- Urochloa*, P. de B.
- Panici* sp. Burm. L.
- Oplismeni* sp. R. et Sch.
- Paspali* sp. auct.
- Helopodis* sp. N. ab E.
- Rhynchelythrum*, N. ab E. (70)
- Thrasya*, H. et K.
- Echinolaena*, Desv.
- Panici* sp. auct.
- Isachne, R. Br. Tr.
- Panici* sp. auct.
- Otachyrium*, N. ab E.
- Ichnanthus*, P. de B.
- Navicularia*, Raddi.
- Panici* sp. Spr. N. ab E.
- Bluffia*, N. ab E. in Lehm. cat. aem.Hamb.a. 1835. (71)
- Hymenachne*, P. de B.
- Panicum*, Lin. (in sect, x.)
- 1. *Digitaria*, Willd.
- 2. *Loliacca*.
- 3. *Paspaloidea*.
- 4. *Perforata*.

5. *Paniculigera*.
Virgata, Fl. Bras.
6. *Capillaria*.
Effusa, Fl. Bras.
7. *Curviflora*.
8. *Setaria*.
Setaria, P. de B.
Pennisetum, Rich.
9. *Plicata*.
10. *Echinochloae*.
Echinochloa, P. de B.
- Orthopogon*, R. Br.
Oplismeni spp. H. et K.
Op Us menus, P. de B.
- Berchtoldia*, Presl.
Chaetium, N. ab E.
Chamaeraphis, R. Br.
Spinifex, L.
- *Stenotaphrum*, Tr.
Panid sp. L.
Rottbcellice sp. L. Sw.
Thouarea, Pet. Th. Pers.
- Trachys*, Pers.
Panid sp. Retz.
Cenchri sp. L.
- Tragus*, Hall.
Lappago, Schreb.
Cenchri sp. L.
Phalaris sp. Forsk.
- Latipes*, Kunth.
Tragus, Gay.
- Penicillaria*, Willd.
Penniseti sp. Kunth.,
Panid sp. Roxb.
Alopecuri sp. L.
- Pennisetum*, P. de B.
Cenchri sp. L. Sw. Willd.
Panid sp. L. et aliorum.
Setaria sp. R. et Sch.
Phalaridis sp. Forsk.
- Gymnothrix*, P. de B.
Catateroplwra, Steud.
Alopecuri sp. L.
Cenchri sp. Thunb.
Penniseti sp. Spr.
Panid sp. Thunb.
- Cenchrus*, L. (ex parte)
Anthephora, Schreb.
Colladoa, Pers.
Cenchri sp. Tr.
Tripsad sp. L.
- Mariana*, Aubl.
- » 3. TRISTEGIN>K.
Arundinella, Raddi.
Goldbachia, Tr.
Riedelia, Tr.
Acratherum, Linn.
Brandtia, Kunth.
Thysanachne, Presl.
Ischami sp. Kunth.
Andropogonis sp. Willd. Spr.
- 4*/Y> sp. Spr.
Melinis sp. P. de B.
Syntherisma, Schranlf.
Tristegia, N. ab E.
dgrostis sp. Fischer.
- § 4. SACCHARINE.
Sub-Trib. 1. Sorgha.
Sorghum, Pers.
Hold sp. L.
Andropogonis sp. Kunth.
Scop.
Trachypogonis sp. N. ab E.
Arthropogon, N. ab E. h.
Chrysopogon, Host. Tr.
Raphis, Lour. N. ab E.
Pollinia, Link.
Pollinice sp. Spr.
Andropogonis sp. L. et auct.
- Sub-Trib. 2. *Andropogones*.
Dimeria, R. Br.
Haplacne, Presl.
Pogonatherum, P. de B.
Homoplitis, Tr.
Pollinice sp. Spr.
Perotis sp. Willd.
Sacchari sp. Lam.
Andropogonis sp. Thunb.
Imperata, Cyr.
Sacchari sp. Retz. et auct.
Laguri sp. L.
Saccharum, P. de B. L. (ex parte)
Eriochrysis, P. de B.
Andropogonis sp. Rich.
Plazerium, Willd. Mspt.
Microstegium, N. ab E. Herb., Willd. (72)
Panid sp. Hb. Willd.
Pleuroplitis, Tr.
Luccea, Kunth.
Batratherum, N. ab E. in Wight et W. Am. Prodr.
Andropogonis sp. Roxb.
Schizachyrium, N. ab E.
Andropogonis sp. Kunth.
Deyeuxice sp. Spr.
Lipeocercis, Tr.
Andropogonis sp. L. Kunth.
Homoeatherum, N. ab E. in Herb. Lindl. (7ft)
Elionurus, Willd. Kunth.
Anatheri sp. Spr.
Heteropogon, Pers.
Andropogonis sp. L. et auct.
Trachypogon, Tr.
Trachypogonis sp. N. ab E.
? *Pogonopsis*, Presl.
Hologamium, N. ab E. in W. et W. A. Prodr.
Andropogonis sp. Willd. Kunth.
Pollinia sp. Spr.
Erianthus, Rich.
Ripidium, Tr.
Sacchari sp. Lin. Pers.
Andropogonis sp. L. Link.
Anthoxanthi sp. Walth.
Eulalice sp. Tr.
Eulalia, Kunth. Tr.
Erianthi sp. P. de B.
Sacchari sp. Spr.
- Andropogonis* sp. Bory.
Spodiopogon, Tr.
Meoschii sp. P. de B.
Arthraxon P. de B.
Ischcemi sp. Retz. Kunth.
Roxb.
Hypogynium, N. ab E.
Anatheri sp. Spr.
Agenium, N. ab E. Suppl.
Flor. Bras, fix Herb.
Willd. (73)
Andropogon, L. (ex parte)
N. ab E. in Wight, et W. A. Prodr.
A. *Trachypogon*, N.abE. (ex parte)
B. *Anatherum*, P. de B.
C. *Cymbopogon*, Spr.
Anthistiria, L.
Andropogonis spp. L.
Androscepia, Brong.
Anthistirich sp. Cav.
Apludcp sp. Spr.
Calaminci' sp. R. et Sch.
Perobachne, Presl.
Diectomis, Kunth. N. ab E. (nee P. de B.)
Polliniw sp. Spr.
Andropogonis sp. Sw.
Apluda, L.
Calamina, P. de B.
Diectomis, P. de B.
? *Zcugites*, Browne, Willd.
Apludai sp. L.
? *Xerochloa*, R. Br.
? *Alloteropsis*, Presl.
- Sub-Trib. 3. *Rottboellieae* (Ischaema).
Ischaemum, P. de B.
Ischaemi spp. L.
Rottboellia; sp. Spr.
Meoschrtm, P. de B. (ex parte.)
Ischaemi sp. Tr.
Lodicularia, P. de B.
Rottboellice sp. Lam.
Lepturi sp. Tr.
HemarthricP sp. Kunth.
Hemarthria, RpBr.
Rottboellia: sp. L.
Thyridostachyum, N. ab' E. in W. et W. A. Prodr.
Mnesithea, Kunth.
Rottboellia sp. Retz. Roxb.
HemarthritB sp. Kunth.
Ophiurus, Gsertn.
Rottboellia sp. Lin. Retz.
Aegilopsis sp. Lin.
Rottboellia', L. (ex parte).
Coelorachis, Brongn.
Aegilopsis sp. Retz.
Mottboellitr sp. Kunth.
Ratzeburgia, Kunth.
Aikinia, Wall.
Prionachne, N. ab E. (Fl. Cap.) (74)
? *Thclepogon*, Roth.

- Peltophorus, P. de B.
Manisuri sp. L. Tr. Roxb.
 Manisuris, Sw. P. de B.
Cenchri sp. L.
 Lepturus, R. Br.
Rottboellia sp. L.
Aegilopsis sp. L.
Ophiuri sp. P. de B.
Agrostis sp. Scop.
Pholium, Tr.
 Monerma? P. de B.
Rottboellice sp. Willd. Savi.
Leptuui sp. Kunth.
 Oropetium, Tr.
Rottboellice sp. L. et auctt.
 Psilurus, Tr.
Nardi sp. Lin.
Rottboellia sp. Gouan.
Monermae sp. P. de B.
Asprella sp. Host.
 Nardus, L. (ex parte).
 Zoysia, Willd.
Agrostis sp. L.
 § 6. OLYREA:
 Strepium, Schrad.
 Lithachne, P. de B.
Raddia, Bert.
 Olyra, L.
 Caryochloa, Tr.
Arrozia, Schrad. Kunth.
 Luziola, Juss.
 Zizania, L. (ex parte).
 Hydropyrum, Link.
 Potamophila, R. Br.
 Leptaspis, R. Br.
Phari sp. Spr.
 Pharus, Browne.
- Euchlaena, Schrad.
 Zea, L.
 Despretzia, Kunth.
 Coix, L.
Lithagrostis, Gaertn.
 Tripsacum, L. (ex parte).
Ischaemi sp. Walth.
Coicis sp. Mill.
 Hexarrhena, Presl.
 Hilaria, Kunth.]
 ? Pleuraphis, Torr.
 § 7. PHLEOIDEA.
 Sub-Trib. 1. Alopecuri.
 Lygeum, L.
 Comucopiae, L.
 Tozzettia, Savi.
Alopecuri sp. Auct.
Phalaridis sp. L.
Cornucopia sp. L.
 Crypsis, Ait.
Heleochloa, Host.
Antitragus, Gaertn.
Pethea, Pourr.
Anthoxanthi sp. L.
Phlei spp. L.
Schami sp. L.
Phalaridissp. Fors [L.Sm.Unk.
Spartina sp. Roth.
Agrostis sp. Scop.
- Chamagrostis, Borkhn.
Knappia, Sm.
Sturmia, Hoppe.
Mibora, P. de B.
Agrostis sp. Lin.
 Alopecurus, L.
 Colobachne, P. de B.
Alopecuri sp. Sibth. Tr.
 Kunth.
Polypogonis sp. Willd.
Phlei sp. Scop. All.
 Limnas, Tr.
 Fingerhuthia, N. ab £. in
 Lehm. Cat. Sena. Hort.
 Hamb. a. 1835. (76)
 Chilochloa, P. de B.
Phlei spp. Auct.
Phalaridis spp. L. Retz.
 Ait.
Crypsidis sp. Desf.
 Phleum, L. (ex parte).
 Achnodon, P. de B. Link.
Phalaridis sp. L. et Auct.
 Beckmannia, Host.
Joachimia, Tenore.
Bruchmannia, Nutt.
Phalaridis sp. L.
Cynosuri sp. Ait.
Paspali sp. Moench.
 Sub-Trib. 2. Perotideae.
 Holboellia, Wall. Kunth.
 Perotis, Ait. R. Br.
Xystidium, Tr.
Anthoxanthi sp. L.
Sacchari sp. L.
Agrostidis sp. L.
 Leptothrium, Kunth.
 Hygroryza, N. ab E. in Edinb.
 Phil. Journ.
Phari sp. Retz.
Zizania sp. Spr. W.
 ? Neurachne, R. Br.
 § 8. AGROSTIDEA*.
 Sub-Trib. 1. Agrostaeae.
 Aegopogon, Willd.
 ? *Hymenothecium*, Lag.
 ? *Cynosuri* sp. Cav.
 Pleuraphis, Torrey.
 Lycurus, H. et K.
 Chaeturus, Link.
Polypogonis sp. Willd. Pers.
Agrostis sp. Brot. Poir.
 Polypogon, Desf.
Alopecuri sp. L. et Auctt.
Agrostidis sp. WiUd.
Phlei sp. Schreb.
Phalaridis sp. Forsk.
 Chaetotropis, Kunth.
Vilfa sp. Presl.
 ? Nowodworskia, Presl.
Raspailia, Presl.
 Epicampes, Presl.
 Pentapogon, P. de B.
Agrostis sp. Kunth.
Avena sp. La Bill.
Calamagrostis sp. Spr.
- Gastridium, P. de B.
Milii sp. Lin.
Agrostis sp. L.
Calamagrostis sp. Spr.
Arundinis, sp. R. et Sch.
 Sporobolus, R. Br.
Vilfa, Ix. N.abE.
Agrostis spp. Auct.
 ? *Schmidtia*, Sternb.
Coleanthus Seidel. R. et Sch.
 Kunth.
 Colpodium, Tr.
Agrostis sp. R. Br. Steven.
Vilfa sp. Tr.
 Phippsia, R. Br.
Agrostis sp. Wahlenb.
Trichodii sp. Svensk. Bot.
Vilfa et Colpodii sp. Tr.
 Agrostis, L. P. de B.
Vilfa P. de B.
THchodium Schrad.
Cornucopia Walth.
 Anemagrostis, Tr.
Apera, P. de B. Reichenb.
Agrostis spp. L. Kunth.
 Sub-Trib. 2. Calamagrostaeae.
 Pereilema, Presl.
 Echinopogon, P. de B. Tr.
Agrostis, sp. Forster, Willd.
 R. Br.
 Pentapogon, R. Br.
 Clomena, P. de B.
Cleomena, R. et Sch.
Muhlenbergia sp. Kunth.
Agrostis sp. Spr.
 Muhlenbergia, Schreb. Tr.
Dilepyrum, Mich.
 Cinna, L.
Muhlenbergice spp. Tr.
Agrostis spp. Lam. Willd.
 Dactylogramma, Link. (An
 potius inter Paniceas ?)
 Podosemum, Link. H. et K.
Trichochloa, Tr.
 Cinna spp. Link.
Vilfa Apera et Achnatheri
 spp. P. de B.
Agrostis spp. Willd. Spr.
Muhlenbergice spp. Tr.
Calamagrostis spp. H. et K.
Arundinis sp. R. et Sch.
Polypogonis spp. Spr. Nutt.
Alopecuri sp. Poir.
Stipa sp. Walth. Lam. Poir.
 Lachnagrostis, Tr.
Deyeuxia spp. Kunth.
Agrostis spp. Nutt.
Avena sp. Labill.
 Calamagrostis, Adans. Del.
 Schrad. Kunth.
Deyeuxia spp. Kunth.
Arundinis spp. L.
Agrostis spp. R. et Sch.
 Deyeuxia, Kunth. (Species
 exotics).
 Ammophila, Host. Link.
Psamma, R. et Sch.

- Arundinis* sp. L.
Calamagrostis sp. Roth. Tr.
Phalaridis sp. Linn.
 § 9. STIPEIÆ.
Streptachne, R. Br. H. et K.
Aristida B sp. Kunth.
Lasiagrostis, Linn. Kunth.
Calamagrostis DC. Host.
 Schrad.
Agrostis sp. Lin.
Arundinis spp. Schrad.
 Willd.
Stipa sp. Tr.
Oryzopsis, Rich.
Dilepyrum, Rafinesque.
Urachnes sp. Link.
Milii sp. SRI.
Piptatheri sp. Torrey,
Piptatherum, P. de B.
Oryzopsis, Nuttall.
Piptochaetium, Presl.
Urachnes sp. Tr.
Milii sp. L. Cav.
Agrostis spp. L.
Stipa, L. (ex parte).
Macrochloa, Kunth.
Stipa spp. II. Brot. Tr. -
Avena sp. Lagasca.
Stipagrostis, N. ab E.
Aristida B sp. Delile.
Aristida, P. de B.
Aristida sp. L.
Arthratherum, P. de B.
Aristida sp. L. et Aifctt.
Cyrtopogon, P. de B.
Aristida sp. Tr. Kunth.
Chaetaria, P. de B.
Aristida sp. L. Kunth, Tr.
Chaturi sp. DC.
Atheropogonis sp. Spr.
 § 10. ORYZEIÆ.
Leersia, Soland. Sw.
Homalocenchrus, Poll.
Asprella, Lam.
Phalaridis sp. L.
Ehrhartia, Wigg.
Maltebrunia, Kunth.
Oryza, L.
 § 11. PAPPOPHOREA, Kunth.
Echinaria, Desf.
Panicastrella, Moench. !
Cenckri sp. K.
Sesleria sp. Host.
Amphipogon, R. Br.
Aegopogon, P. de B.
Diplopogon, R. Br.
Cathestecum, Presl.
Opitzia, Presl.
Pommereulla, L. fil.
Enneapogon, Desv.
Pappophori spp. Kunth.
Eurfuiphis, Tr.
Pappophorum, Schreb. R. Br.
*J*appophori* spp. Kunth.
Polyrhaphis, Tr.
Cottea, Kunth.
Triraphis, R. Br.
Pappokori sp. Tr.
Sesleria sp. Sp.
 § 12. CHLORIDEJÆ.
Melanocenchris, N. ab E. in
 Royle Himalay.
Polischistis, Presl.
Eutriana, Tr. Kunth. (ex
 parte.)
Heterostega, Desy.
Dinebra B sp. H. et K.
Dinebra, Presl.
Eutriana spp. Kunth.
Atheropogonis spp. R. et
 Sch.
Bouteloua spp. Lag.
Chloridis spp. Mich.
Cynosuri sp. Pursh.
Actinochloa sp. R. et
 Sch.
Aristida sp. Poit.
Polyodon, H. et K.
Pentarhaphis, H. et K.
Triathera, Desv.
Triaena, H. et K.
Enteropogon, N. ab E. in W.
 et W. Arn.—Prodr. (77)
Ischtemum melicoides,
 Koen. Willd.
Chondrosium, Desv.
Actinochloa, Willd.
Atheropogonis sp. Spr.
Chloridis sp. Poir.
Bouteloua sp. Lag.
Dinebra sp. H. et K.
Spartina sp. Willd. Link.
Ctenium, Panz.
Campuloo, Desv. N. ab E.
Campulosus, P. de B.
Monocera, Elliott.
Monatkeria, Rafinesque.
Nardi sp. Lam.
Aegilopsis sp. Walth.
Monermal R. et Sch.
Harpechloa, Kunth.
Campuloo sp. Desv.
Campulosi sp. P. de B.
Dactyloctenii sp. Willd.
Chloridis sp. Sw.
Eleusines sp. Spr.
Cynosuri sp. Thunb.
Melice P sp. Lin.
Chloris, Sw.
Rhabdochloa P. de B.
Eustachys sp. R. et Sch.
Eleusines sp. Spr.
Agrostis sp. L.
Andropogonis spp. L.
Cynosuri sp. Lam. Vahl.
Tetrapogon, Desf.
Ctenii sp. Spr.
Cynodon, Rich.
Fibigia, Koel.
Digitalia, Schrad.
Chloridis sp. Tr.
Panici spp. L.
Puspali spp. Lam. Walth.
Agrostis sp. Retz.
Melica sp. Roxb.
Microchloa, R. Br.
ivanzi sp. L.
Rottboellia sp. Roxb.
Eustachys, Desv.
Schultesia, Spr.
Chloridis sp. Thunb.
Cynosuri sp. Vahl.
Agrostidis sp. Ait.
Andropogonis sp. Houtt.
Paspali sp. Spr.
Dactyloctenium, Willd.
Eleusines sp. Pers. Lam.
Chloridis sp. Michx.
Cenchrus sp. L.
Cynosuri sp. L.
Aegilopsis sp. Walth.
Rhabdochloa ? sp. P. de B.
Acrachne, W. et W. Arn.
Eleusine verticillata, Roxb.
Eleusine, Gaertn.
Cynosuri sp. L. Willd. Lam.
Panici sp. Forsk.
Tritici sp. Spr.
Agropyri sp. R. et Sch.
Leptochloa, P. de B.
Leptostachys, Meyer.
Rhabdochloa spp. P. de B.
Eleusines spp. Pers.
Chloridis sp. H. et K.
Cynodontis sp. Willd.
Poa sp. Pers.
Cynosuri sp. Willd. Jacq.
Bromi sp. Moench.
Festuca sp. Lam.
Oxydenia sp. Nutt.
Pollinia & P. Spr.
Dactylidis sp. Willd.
Dinebra sp. Jacq.
Diplachne, P. de B.
Festuca sp. Michx. Lam.
firomi sp. Spr.
Uralepis, Nuttall, Kunth (ex
 parte).
Diplocea, Rafinesque.
Triodia spp. H. et K.
Jfoiteritz? spp. Spr.
^iro? sp. Walth. Muhlenb.
 Pursh.
Gymnopogon, P. de B.
Alloiatheros, Elliott.
Anthopogon, Nuttall.
Andropogonis sp. Mich.
Chloridis sp. Kunth.
 ? *Schoenefeldia*, Kunth.
Spartina, Schreb.
Limnetis, Rich.
Ponceletia, Du Pet. Thouars.
Trachynotia, Michx.
Cynodontis sp. Tr.
Dactylidis sp. LOfl Lin. Ait.
Rottboellia sp. Tenore.
Paspali sp. Brot.

- § 13. AVENACEAE.
 Agraulus, P. de B. (ex parte).
Chamacalamus, N. ib E.
Agrostis spp. Kunth. Tr.
 Triplachne, Link.
Agrostidis sp. Guss.
 Corynephorus, P. de B.
JVeingartneria, Bernb.
Aira spp. L. Tr.
Avena sp. Web.
 Deschampsia, P. de B.
Campella, Link.
Aira spp. L. et Auct.
Schismus, Tr.
 Dupontia, R. Br.
Aira, L. (ex parte).
Avena spp. M. et K. P. de B. Link.
Miliisp. R. et Sch.
Airopseos sp. R. et Sch.
Deschampsicv sp. Tr. R. et Sch.
 Eriachne, R. Br.
Aira spp. Spr.
Airopsis, N. ab E. in Lin.
 Lagurus, L.
 Danthonia, DC.
 A. Danthonia} verae.
Triodia, P. de B.
Sieglingia, Bernh.
Festuca sp. L.
Poa spp. With. Schrad.
Bromi sp. Koel.
Melism sp. Web. Wib.
Avena sp. Forsk. L. Willd. Schrad. Thunb.
Triseti sp. P. de B.
Deschampsia sp. Spr.
 B. Pentaschistis, N. ab E. Gr. Eckl.
Pentameris, N. ab E. in Linn.
Avenai et Hold spp. Thunb. et Auctt.
i.Xenochloa, Lichtenst.
 Pentameris, P. de B.
Danthonia} sp. Tr. Kunth.
Arena spp. Thunb.
Hold spp. Thunb.
Sorghisp. R. et Sch.
Andropogonis ? sp. Kunth.
 Trichopterya, N. ab E. Gram. Cass (80.)
 Anisopogon, R. Br. } Triste-
Deyeuxia sp. Spr. } giDis
Danthonia sp. Tr. } arisoci-
 Tristachya, N. ab E. } anda,
Monopogon, Presl. } senten-
 triaTri-
 nii.
 Triraphis, R. Br.
 Trisetaria, Forsk.
Avena sp. Spr.
Triseti sp. La Bill.
 Trichaeta, Link. P. de B.
Triseti sp. Pers.
Bromi sp. Cav.
 Psilathera, Link.
SeslericB sp. Host. Kunth.
Cynosuri sp. Hoffm.
 Arrhenatherum, P. de B.
Avena sp. L.
Hold sp. L.
 Chaetobromus, N. ab E. Gr. Cap. (78).
Danthoniai sp. Schrad.
Pentameridis sp. N. ab E.
 Trisetum, Pers.
Avena spp. L. et Auct.
Aira spp. L. et Auct.
Koeleria sp. Link.
Festuca spp. Savi.
Arundinis sp. Spr.
Avena, L. (ex parte).
 Gaudinia, P. de B.
Arthrostachya, Link.
Avena spp. L. et Auct.
Bromi sp. Hornem.
 § 14. ARUNDINEJE.
 Phragmites, Tr.
Czernya, Presl.
Arundinis sp. L. et Auctt.
 Scolochloa, Link.
Arundinis sp. Willd.
Donads sp. P. de B.
 Graphophorum, Desv. P. de B.
Aira sp. Michx.
Triodia sp. Spr.
 Ampelodesmos, Link. Brong.
Donads sp. P. de B.
Arundinis spp. L. et Auctt.
Calamagrostidis sp. Gm.
 Donax, P. de B. (ex parte).
Arundinis spp. L. et Auctt.
Calamagrostidis sp. Gm.
 Amphidonax, N. ab E. in W. et W.—A. Prod. (79).
Arundinis sp. Retz. Roxb. Kunth.
 Gynerium, H. et K.
Arundinis sp. Pers.
Sackkari sp. Aubl.
 § 15. TRITICE/E.
 Sub-Trib. 1. Hordeae.
 Hordeum, Lin.
 Sub-Trib. 2. Triticeae Pro-
 prise,
 Lolium, L.
 Triticum, L. (ex parte).
 Aegilops, L.
Tritid sp. P. de B.
 Agropyrum, P. de B.
Tritid spp. L. et Auctt.
Elymi sp. L. et Auctt.
Bromi sp. Sc.
Festuca sp. Mcench.
Secalessp. Pall.
 Secale, L.
Hordei sp. Bess.
 Elymus, L.
Cuvieia Koel.
Tritid sp. Salisb.
Secalis sp. Huds.
Hordri? sp. Schrank. Willd. Vest.
 Asprella, Humb. Willd.
Gymnostichum, Schreb.
Hystrix, Mcench.
Elymi sp. L.
 § 16. FESTUCEAE.
 Sub-Trib. 1. Poeae.
 Bryzopyrum, Link.
Brachypodii sp. Link.
Tritid sp. Ait.
POCB sp. Jacq.
Uniola sp. Willd.
Festuca sp. Michx.
 Oreochloa, Link.
Poa sp. Wulff. Willd.
Cynosuri sp. Hoffm.
Sesleria sp. Hall. Kunth. M. et K.
 Lasiochloa, Kunth.
Dactylidis et Alopecuri spp. Thunb. Schrad.
Festuca sp. Spr.
 Wangenheimia, Moench.
Cynosuri sp. L.
Dinebra sp. P. de B.
 Chondrachyrum, N. ab E. Suppl. Flor. Br. ex Herb. Willd. (81)
 Airopsis, Desv.
Aira sp. Thore et Loisel.
Milii sp. Cav.
Paspali, Sp. Rasp.
Poa sp. DC.
Catabrosa sp. Presl.
 Poidium, N. ab E. Suppl. Fl. Br.exHerb. Willd. (82)
 Ccelachne, R. Br.
 Poa, L. (ex parte) P. de B.
Poa legitima, Kunth.
 Eragrostis, P. de B.
Megastachya, P. de B.
Poa spp. L. Kunth.
Briza sp. L. Thunb.
Uniola sp. L.
Cynosuri sp. Forsk.
 Briza, L.
 Chascolythrum, Desv.
Briza spp. auctt.
Cqtetfieca spp. N. ab E. in Br.
BroWsip. H. et K.
Festuca sp. Spr.
 Calothea, P. de B. (ex parte).
Bromi sp. Lam.
Briza sp. N. ab E. in Mart. Fl. Br.
 Antochloa, N. et Meyen. (83)
 Rhombolythrum, Link.
 Melica, L.
Beckera, Bernh.
 Schismus, P. de B.
Hemjsacris, Steud.
Electro, Panz.
Festuca sp. L.
Kwleria sp. DC.

- Sub-Trib. 2. Glycerieae.
 Catabrosa, P. de B.
Aira sp. L.
Molinicesp. Web.
Poa> sp. Koel.
Hydrochloce sp. Hartm.
Glyceriee sp. Sm. Reichenb.
Colpodii sp. Tr.
 Molinia, Mcench. Koel.
Enodium, Gaud.
Aires et Melicee sp. L.
Agrostis et Festucce sp. L.
Hydrochloce sp. Hartm.
Bromi sp. Scop.
Schedonori sp. R. et Sch.
Diplachnes sp. Link.
 Eatonia, Rafin.
Reboulea, Kunth.
*^irtf** sp. Mich. Spr.
Koelerim sp. DC.
Triseti? sp. Tr.
Poa? ? sp. P. de B.
 Glyceria, R. Br.
Festucce sp. L. et auct.
 Hydrochloa, Link. Hartm.
Glyceria sp. Kunth.M.etK.
Poce sp. L.
 Sclerochloa, P. de B. Link.
Cynomri, Poa, Tritici spp.
 L. et auct.
*Megastachya** sp. R. et Sch.
Schedonori sp. R. et Sch.
Brachypodii sp. R. et Sch.
 Pleuropogon, R. Br.
 Centotheca, Desv. P. de B.
Cenchri sp. Lin.
PO<B sp. L. Forst.
Uniolce sp. Tr.
Hierochloai sp. Kunth.
Torresice ? sp. de B.
Oplismeni (?) sp. R. et Sch.
Hold sp. Host.
 Diarrhena, P. de B.
Diarina, Rafin.
Corycarpus, Zea.
Roemeria, Schult.
Festucev sp. Mich.
 Orthoclada, P. de B. N. ab E.
Airee sp. Rich.
Poee, R. et Sch.
 Chasmanthium, Link.
Uniolee sp. Michx.
Hold sp. Willd.
 Uniola, Michx. Link.
 Windsoria, Nuttall.
Tndens, R. et Sch. N. ab E.
Triodia, Jacq.
Tricuspis, P. de B.
Pots sp. Michx. Pursh. Poir.
Erawustidis sp. Tr.
 Triodia, R. Br.
 Tripogon, Roth. N. ab E. in
 W. et W. A. Prodr.
Plagiolythrum, N. ab E. in
 litt.
- Sub-Trib. 3. Cynosures.
 Sesleria, Ard.
Cynosuri sp. L. Koel.
Koeleria sp. Ten.
Airee sp. Wulff.
Phlei sp. Sc.
 Airochloa, Link.
Köleriep spp. et auct.
Airee spp. L.
POCB sp. With.
Dactylidis spp. M. a B.
FestuccB spp. Vill. Roth. Poir.
 Koeleria, Link. Kunth. (ex
 parte)
Airocholce spp. Link.
Lophochloa, Reich.
Rostraria, Tr.
jEgialitis, Tr.
Mgialina, R. et Sch.
Twett sp. Tr.
Phalaridis spp. Lam.
Alopecuri sp. AH.
Ho/ct sp. AH.
Airee spp. Vahl.
P<WB spp. Lam.
Dactylidis sp. Hern,
Festucce spp. L. Presl.
Bromi sp. Roth. Savi. Spr.
 iEluopus, Tr.
Poa sp. Kunth.
 Dactylis, L. et auctt.
Festuccr sp. All.
 Lamarckia, Münch.
Chrysurus, Pers.
Cynosuri sp. L.
 Cynosurus, L. (ex parte)
Cynosuri et Chrysuri spp.
 P. de B.
 Elytrophorus, P. de B.
Echinalysium, Tr.
Dactylidis sp. Willd.
Sesleria' sp. Spr.
 Ectrosia, R. Br.
 Lophatherum, Brongn.
 Sub-Trib. 4. BromesE.
 Brachypodium, R. et Sch.
Bromi sp. L. et auct.
Festucep spp. L. Mönch.
Tritid sp. Web. Kunth.
Schedonori sp. R. et Sch.
 Catopodium, Link.
Catapodium, Reichenb.
Tritid spp. Pers. Vill.
Brachypodii spp. R. et Sch.
Agropyri sp. Reichenb.
Festucce sp. Loffl. L. Kunth.
Poee sp. Huds.
 Trachynia, Link,
Bromi sp. L. Lam.
Festuca' sp. Schrad.
Brachypodii spp. R. et Sch.
Tritid sp. DC Kunth.
 Arthrosthachya, Link.
Bromi sp. Hornem.
- Vulpia, Link.
Mygalurus, Link.
Festuca spp. L. et auct.
Bromi, sp. All.
Stipce sp. L.
 Festuca, L.
Schedonori sp. P. de B. R. et
 Sch.
POIB spp. quorundam.
 Ceratochloa, DC.
Schedonori sp. R. et Sch.
FestuctB spp. Spr.
Bromi spp. Kunth.
 Libertia, Lej. Link.
Michelaria, Dum.
Calothece sp. Lej.
Bromi sp. Kunth. et auctt.
 Broraus, L. P. de B.
Schedonori sp. P. de B.
FestuctB spp. Schreb. M. et
 K. DC.
 Streptogyna, P. de B.
 § 17. BAMBUSEJE.
 Sub-Trib. 1. Streptochoeteae.
 Streptochoeta, Schrad.
Lepideilema, Tr. Kunth.
 Sub-Trib. 2. Arundinariae.
 Merostachys, Spr.
 Chusquea, Kunth.
Platonia, Kunth.
Nasti sp. H. et K.
Rettbergia, Raddi.
Arundinaricp. sp. N. ab E. in
 Mart. Fl. Br.
Arundinis sp. Poir.
 Nastus, Juss.
Stemmatospermium, P. de B.
Bambusc sp. Blume. N.ab E.
 Arundinaria, Michx.
Miegia, Pers.
Ludoljia, Willd.
Tügglossum, Fisch.
Macropax, Rafinesque.
Arundinis sp. Walth. Michx.
Nasti spp. Raspail.
Panici sp. L. Lam.
 Sub-Trib. 3. Bambuseae verae.
 Beesha, Rheed.
Melocanna, Roep. Tr.
Nasti sp. Rasp.
Bambusa sp. Roxb. R. et
 Sch. Poir.
 Schizostachyum, N. ab E.
Nasti sp. Schult.
 Dendrocalamus, N. ab E. in
 Schlechtend. Linn.
Bambusce sp. Roxb.
Nasti sp. Sm.
 Bambusa, L. (ex parte)
Guadua et Bambusa, Kunth.
Nastus, P. de B. Sm. Spr.
Arundinis spp. L.
Arundarbor. Rumph.
 —————
 Genera incertae sedis.
 Pterium, Desv.
 Rhytachne, Desv.

ORDER CCLXVIII. CYPERACEÆ. THE SEDGE TRIBE.

CYPEROIDEJE, *JUSS. Gen.* 26. (1789) ; *Link, Hort. Botanic.* 1. (1827).—CYPERACEJE, *R. Brown Prodr.* 212. (1810); *Lestiboudois Essai; DC. and Duby,* 483. (1828) ; *Lindl. Synops.* 278. (1829) ; *Nees von Esenbeck in Linnæa,* 9. 273. (1835).

ESSENTIAL CHARACTER.—*Flowers* hermaphrodite or unisexual, consisting of imbricated solitary bracts, very rarely enclosing other opposite bracts at right angles with the first, called *glumes*. *Perianth* none, unless the glumes, when present, be so considered, or the hypogynous sets. *Stamens* hypogynous, definite, 1, 2, 3, 4, 5, 6, 7, 10, 12; *anthers* fixed by their base, entire, 2-celled. *Ovary* 1-seeded, often surrounded by bristles called hypogynous setae, probably constituting the rudiments of a perianth; *ovule* erect; *style* single, trifid, or bifid; *stigmas* undivided, occasionally bifid. *Nut* crustaceous or bony. *Albumen* of the same figure as the seed; *embryo* lenticular, undivided, enclosed within the base of the albumen; *plumule* inconspicuous.—*Roots* fibrous.—*Stems* very often without joints, 3-cornered, or taper. *Leaves* with their sheaths entire. The lowermost bracts often sterile.

AFFINITIES. These so nearly resemble the last tribe in appearance, that the one may be readily mistaken for the other by incurious persons; they are, however, essentially distinguished by many important points of structure. In the first place, their stems are solid and angular, not round and fistular; there is no diaphragm at the articulations; their flowers are destitute of any other covering than that afforded them by a single bract, in the axil of which they grow, with the exception of *Carex*, *Uncinia*, and *Diplacrum*, in which 2 opposite glumes are added; and, finally, the seed has its embryo lying in one end of the albumen, within which its cotyledonar extremity is enclosed, and not on the outside, as in Grasses; a very important fact, which it is the more necessary to point out, as *Brown* describes it (*Prodr.* 212) as lenticular and placed on the outside of the albumen. The additional glumes above adverted to form what Linnæan botanists call the nectary or aril! *Brown* mentions a case where these glumes, which he calls a capsular perianth, included stamens instead of a pistil. According to *Turpin*, rudiments of them sometimes appear in different species of *Mariscus*. The close affinity of Cyperacee, on the one hand, to Grasses, is sufficiently apparent; on the other, they approach Juncacee and Restiacee, in the glumaceous state of the perianth, and in general habit. They are at once known from Restiacee by the sheaths of the leaves not being slit. The species are extremely difficult to determine, and the distinctive characters of the genera were unsatisfactory, until Professor *Nees v. Esenbeck* skilfully rearranged the order in the place above quoted.

GEOGRAPHY. Found in marshes, ditches, and running streams, in meadows and on heaths, in groves and forests, on the blowing sands of the sea-shore, on the tops of mountains, from the arctic to the antarctic circle, wherever Phaenogamous vegetation can exist. *Humboldt* remarks, that in Lapland Cyperacee are equal to Graminee, but that thence, from the temperate zone to the equator, in the northern hemisphere, the proportion of Cyperacee to Graminee very much diminishes. As we approach the line, the character of the order also changes: *Carex*, *Scirpus*, *Schcenus*, and their allies, cease to form the principal mass of the order, the room of which is usurped by *Cyperus*, *Kyllinga*, *Mariscus*, and the like, genera comparatively unknown in northern regions, or at least not forming any marked feature in the vegetation. A few species are common to very different parts of the world, as *Scirpus triquetus* and *capitatus*, and *Fuirena umbellata*, to New Holland and South America, and several *Scirpuses* to Europe and the southern hemisphere.

PROPERTIES. While Grasses are celebrated for their nutritive qualities, and for the abundance of faecula and sugar they contain, Sedges are little less

remarkable for the frequent absence of those principles: hence they are scarcely eaten by cattle. The roots of *Carex arenaria*, *disticha*, and *hirta*, have diaphoretic and demulcent properties, on which account they are called German Sarsaparilla. Those of *Cyperus* are succulent! and filled with a nutritive and agreeable mucilage. In *Cyperus longus* a bitter principle is superadded, which gives its roots a tonic and stomachic quality. DC. The tubers of *Cyperus rotundus* are said by General Hardwicke to be administered successfully in cases of cholera by Hindoo practitioners, who call the plant Mootha. Those of *C. perennis*, or Nagur-Mootha, are when dried and pulverised, used by Indian ladies for scouring and perfuming their hair. *Trans. M. and P. Soc. Calc. 2. 400.* The root of *Cyperus odoratus* has a warm aromatic taste, and is given in India, in infusion, as a stomachic. *Ainslie, 2. 58.* *Cyperus Hydra* is said by Hamilton to be a pest to the sugar-cane plantations in the West India Islands, overrunning them and rendering them barren. The planters call it Nut Grass. *Prodr. Fl. Ind. p. 13.* The root of *Scleria lithosperma* is supposed, upon the Malabar coast, to have antinephritic virtues. *Ainslie, 2. 121.* The papyrus of the Egyptians was obtained from a plant of this order, *Cyperus Papyrus*. Various *Scirpi* and similar plants are applied to domestic purposes, such as making the bottoms of chairs, the wicks of candles, the stuffing of cushions, &c.

GENERA.

- | | | | |
|-----------------------|-------------------------|-----------------------|-----------------------|
| § 1. CYPEREA, Nees. | Pterotheca, Presl. | Ceratoschoenus, Nees. | Melachne, Schrad. |
| Acrolepis, Schrad. | Echinolytrum, Desv. | Spermodon, P. de B. | Morelotia, Brongn. |
| Hemichlaena, Schrad. | Fimbristylis, Vahl. | Haloschcenus, Nees. | Evandra, R. Br. |
| JJulichium, Rich. | Trichelostylis, Lestib. | Echinoschoenus, Nees. | Caustis, R. Br. |
| ^omostemum, Nees. | Isolepis, R. Br. | Zosterospermum, | Sclerochaetium, Nees. |
| cyreus, P. de B. | Dichromcna, Rich, | V. de B. | Lepidosperma, Labill. |
| yperus, L. | rfelegiton, Link, | Rhynchospora, Vahl. | § 7. SCLERTEJE, Nees. |
| papyrus, W. | Schoenidium, Nees. | § 6. CLADIEVE, Nees. | Scleria, Berg. |
| Mariscus, Vahl. | Ficinia, Schrad. | Baumea, Gaudich. | Cylindropus, Nees. |
| Kyllingia L. | Sickmannia, Nees. | Chapelliera, Nees. | Hypoporum, Nees. |
| Courtoisia, Nees. | Malacochaete, Nees. | Elynanthus, P. de B. | Becquerela, Brongn. |
| *Kemirea, Aubl. | Pterolepis, Schrad. | Schoenopsis, P. de B. | Lagenocarpus, Nees. |
| 2. HYPOLYTREJE, | Hymenochaete, P. de B, | Schoenus, P. de B. | Diplacrum, R. Br. |
| Nees. | Bl>smus, Panz. | Lepisia, Presl. | Calyptrocarya, Nees. |
| Anosporum, Nees. | Trichophorum, Rich. | Trasi, P. de B. | § 8. ELYNEA, Nees. |
| JJelancranis, Vahl. | Eriophorum, L. | Machaerina, Vahl. | Elyna, Schrad. |
| *micarpha, Nees. | Scirpus, P. de B. | Pleurachne, Schrad. | Kobresia, W. |
| ^pocarpha, R. Br. | Scirpidium, Nees. | Ecklonia, Schrad. | Trilepis, Nees. |
| Twnga, Roxb. | Eleogenus, Nees. | Chaetospora, R. Br. | Aulacorhynchus, Nees. |
| %polytrum, Rich. | Eleocharis, R. Br. | Pleurostachys, | § 9. CARICIE, Nees. |
| Presl. | Limnochloa, P. de B. | Brongn. | Schoenoxyphium, |
| Diplasia, Rich. | § 5. RHYNCHOSPOREJE, | Nomochloa, P. de B. | Nees. |
| Fuirena, Rottb. | Nees. | Streblidia, Link. | Carex, L. |
| § 3. CHERYTRICHEAE, | Morisia, Nees. | Carpha, R. Br. | Uncinia, Pers. |
| Nees. | Haplostylis, Nees. | Asterochcete, Nees. | |
| Chondrachne, R. Br. | *Pterorhynchium, | Cyathocoma, Nees. | Mapania, Aubl. |
| Chorizandra, R.Br. | Nees. | Buekea, Nees. | Tetraria, P. de B. |
| ^prys, thrix, v. | Mitrospora, Nees. | Oreobolus, R. Br. | Catagyna, P. de B. |
| &C>PEJEJ Neeg. | calyptrostylis, Nees. | Arthrostylis, R. Br. | Diaphora, Lour. |
| Dichosty Hs, P. de B. | Cephaloschcenus, | Cladium, Browne. | Opetiola, Gaertn. |
| Abildgaard, Vahl. | Nees. | Gahnia, Forst. | Didymonema, Presl. |
| Gusso, Presl. | Diplochaete, Nees. | Lamprocarya, R. Br. | Epiandria, Presl. |
| Chaetocyperus, Nees. | | | |

ORDER CCLXIX. DESVAUXIACEIE.

DESVAUXIEA, *Nixus Plantarum*, p. 23. (1833); a § o/Restiaceae; *Bartl. Ord. Nat.* p. 36. (1830); *Martins Conspectus*, No. 38. (1835).—CENTROLEPIDEJE, *Desvaux in Ann. desSc.* 13.36. (1828).

ESSENTIAL CHARACTER.—*Perianth* 0, except sometimes a 2-valved glume. *Stamen* 1; *anther* simple. *Ovaries* from 3-18 attached to a common axis. *Fruit* as many 1-seeded utricles, opening longitudinally.—Little tufted *herbs*, resembling small *scirpi*. *Leaves* setaceous, sheathing at the base. *Scapes* filiform, undivided, naked. *Flowers* enclosed in a terminal spathe.

AFFINITIES. Next Restiaceae, from which they are separated chiefly on account of their numerous carpels, which dehisce when ripe, and their spathaceous inflorescence. Brown and Bartling have between them furnished the foregoing character.

GEOGRAPHY. New Holland herbs.

PROPERTIES. Unknown.

GENERA.

Desvauxia, R. Br.
Centrolepis, La B.
Alepyrum, R. Br.

ORDER CCLXX. RESTIACEJE.

RESTIACEJE, *R. Brown Prodr.* 243. (1810); *Kunth in Humb. N. G. et Sp.* 1. 251. (1815); *Agardh Aph.* 156. (1823) a § of Junceae; *Ach. Rich. Nouv. ElSm.* ed. 4. 424. (1828); *Lindl. Synops.* 272. (1829); *Neesv. Esenbeck, in Linncea*, 5. 627. (1830) et 7. 614. (1832).—ELEGIEJE, *Beauv. in eod. loc.* (1828).

ESSENTIAL CHARACTER.—*Perianth* inferior, 2-6-parted, seldom wanting. *Stamens* definite, 2-6; when they are from 2 to 3 in number, and attached to a perianth of 4 or 6 divisions, they are then opposite the inner segments (*petals*); *anthers* usually unilocular. *Ovary* 1- or more celled, cells monospermous; *ovules* pendulous. *Fruit* capsular, or nucamentaceous. *Seeds* inverted; *albumen* of the same figure as the seed; *embryo* lenticular, on the outside of the albumen, at that end of the seed which is most remote from the hilum.—*Herbaceous* plants or *under-shrubs*. *Leaves* simple, narrow, or none. *Culms* naked, or more usually protected by sheaths, which are slit, and have equitant margins. *Flowers* generally aggregate, in spikes or heads, separated by bracts, and most frequently unisexual. *R. Br.* (1810); a little altered.

AFFINITIES. The principal character distinguishing this family from Juncaceae and Cyperaceae consists in its pendulous seed and lenticular embryo being placed at the extremity of the seed opposite to the umbilicus. From Juncaceae it also differs in the order of suppression of its stamina, which, when reduced to 3, are opposite to the inner segments of the perianth; and most of its genera are distinguishable from both these orders, as well as from Commelinaceae, by their simple or unilocular anthers. *Brown in Flinders*, 579. To this may be added, that the habit is rather that of Cyperaceae. From all the orders with spadiceous characters, the glumaceous nature of its perianth, when it is present, distinguishes this order. If the perianth is absent, it is then only to be known from Cyperaceae by the position of the embryo, and by the sheaths of its leaves being slit. While I adopt the opinion of Eriocauloneae being a part of this natural order, I cannot doubt that the tripetaloid flower and polyspermous fruit of *Xyris*, characters indicating a far superior degree of evolution, are sufficient to separate that genus as the representative

of a peculiar order; a measure which Brown appears to have anticipated when he remarked (*Prodr.* 244.), that the genus *Xyris*, although placed by him at the end of Restiaceae, is certainly very different from the other genera, in the inner segments of the perianth being petaloid, with the stamens proceeding from the top of their ungues, and in their numerous seeds.

GEOGRAPHY. All, with the exception of *Eriocaulon*, extra-European; chiefly found in the woods and marshes of South America, and in New Holland and southern Africa.

PROPERTIES. None, except that the tough wiry stems of some species are manufactured into baskets and brooms. *Willdenowia teres* is employed for the latter purpose, and *Restio tectorum* for thatching.

For the following arrangement I am indebted to my excellent friend Professor Nees v. Esenbeck.

GENERA.

§ 1. *Spicula faeminea polycarpa.* Fructus capsularis. Capsula v. trilocularis v. abortu unilocularis, rima dehiscens aut prorsus indehiscens, coriacea.

<i>Restio</i> , L. (ex parte)	<i>Leptocarpus</i> , R. Br.	<i>Chaetanthus</i> , R. Br.	<i>Calorophus</i> , Lab.
<i>Elegia</i> , Thunb.	<i>Restionis</i> sp. Forst.	<i>Anarthria</i> , R. Br.	<i>Lyginia</i> , R. Br.
<i>Thamnochortus</i> , Brg.	W.	<i>Lepyrodia</i> , R. Br.	<i>Sckanodi</i> sp. Lab.
	<i>Schcmodi</i> sp. Lab.		

§ 2. *Spicula 9 submonocarpa.* Fructus nucamentaceus, monospermus, durus, indehiscens, basi saepe perigynio lobato lacerove cinctus.

<i>Rhodocoma</i> , N. ab E.	<i>Ceratocaryum</i> , N. ab E.	<i>Cucullifer</i> , N. ab E.	<i>Lepidanthus</i> , N. ab E.
(84)	(87)	(88)	<i>Loxocarya</i> , R. Br.
<i>Hypodiscus</i> , N. ab E.	<i>Willdenovia</i> , Thunb.	<i>Mesanthus</i> , N. ab E.	<i>Antochortus</i> , N. ab E.
(85)	<i>Nematanthus</i> ,	(89)	(90)
<i>Leucoplocus</i> , N. ab E.	N. ab E.	<i>Hypdtena</i> , R. Br.	<i>Aphelia</i> , R. Br. ¹
(86)			

SUB-ORDER. ERIOCAULONEJE.

ERIOCAULONE*, L. C. Richard in *H. B. K. Nov. Gen. et Sp. Pl.* 1. 251. (1815); Desvaux in *Ann. Sc.* 13. 36. (1828); Martius in *Act. Acad. Cos. Nat. cur.* 17. (1833).

ESSENTIAL CHARACTER.—Flowers capitate, bracteate, unisexual. Calyx 3-leaved with 2 of the leaves anterior, or 2-leaved. Ovary superior 3- or 4-celled. Dehiscence of the capsule loculicidal. Seeds solitary, pendulous, with series of hairs. Embryo lying upon the albumen at the end of the seed most remote from the hilum.—Herbs with parallel-veined sheathing leaves. Martius.

AFFINITIES. Usually combined with Restiaceae, from which, however, Von Martius separates it on the following grounds:—

RESTIACEAE. Flowers in spikes. Calyx glumaceous v. Stamens in a single row, 1-3, opposite the petals; anthers generally 1-celled. Seeds without rows of hairs.

ERIOCAULONEJE. Flowers in heads, unisexual. Calyx sepaloideous A. Stamens 3, 6, 2, 4; if in two rows with the inner row most developed; anthers 2-celled. Seeds solitary, with rows of hairs.

An elaborate account of the order is given by Von Martius, and many remarkable species of *Eriocaulon* are figured by Bongard in *Memoirs of the Imperial Academy of St. Petersburg*, 6th series, 1. p. 601.

GEOGRAPHY. Found in marshes in most parts of the world.

PROPERTIES. Unknown.

* This genus is omitted from n^o 8 list DV¹ Professor Nees von Esenbeck, who probably
 ref^{er}er⁸ illi with Bartling, to Desvauxiaceae.

GENERA.

Eriocaulon, L.	Tonina, Aubl.
<i>Symphachne</i> , Desv.	<i>Hyphydra</i> , Schreb.
•Nasmythia, Huds.	Philodice, Mart.
•Psepalanthus, Mart.	Leucocephala, Roxb.

ORDER CCLXXI. XYRIDACEÏE.

XYRIDEJE, *Kunth in Humb. N. G. et Sp.* 1. 255. (1815) a sect. of Restiaceae; *Agardh Aphorism.* 158. (1823); *Desvaux in Ann. des Sc.* 13.49. (1828).

ESSENTIAL CHARACTER.—*Calyx* glumaceous, 3-leaved V- *Corolla* petaloid, 3-petalled. *Fertile stamens* 3, inserted upon the claws of the petals; *anthers* turned outwards, 2-celled; *sterile stamens* alternate with the petals. *Ovary* single; *style* trifid; *stigmas* obtuse, multifold or undivided. *Capsule* 1-celled, 3-valved, many-seeded, with parietal placentae. *Seed* with the embryo on the outside of the albumen, and at the end most remote from the hilum.—*Herbaceous* plants with fibrous roots. *Leaves* radical, ensiform, with dilated equitant scarious bases. *Flowers* in terminal, naked, imbricated heads.

AFFINITIES. United with Restiaceae by Brown and others, separated as a distinct order by Agardh and Desvaux, this appears to me to be essentially distinguished by the higher development of its floral envelopes, a character which I cannot but regard as more important than the mere accordance in the structure of the seed, in consequence of which chiefly it has been retained in Restiaceae. Those who have distinguished this order have referred to it several genera which by no means enter into the idea I have of the limits that should be prescribed to it, particularly Aphyllanthes, which is surely a Juncea. Brown remarks, that the anomalous genus Philydrum, and even Burmannia, are related to Xyris; and that these plants agree in some respects with Orchidaceae in the structure of the seed and stamen (*Prodr.* 264). To me it seems that the relation of Xyridaceae is very great with Commelinaceae, in which I find Von Martius concurs.

GEOGRAPHY. All natives of the hotter parts of the world, chiefly in the tropics of America, Asia, and Africa. Two or three species of Xyris are found in the southern states of North America,

PROPERTIES. The leaves and root of Xyris indica are employed against itch and leprosy. *Agardh.*

GENERA.

Xyris, L.
Abolboda, H.B.K.

CLASS IV. RHIZANTHS.

RUIZANTHEJE, *Blum. Fl. Java*, (1828); *Endlicher Melctemata*, p. 10. (1832).

ESSENTIAL CHARACTER.—Parasitical leafless plants. *Stem* homogeneous. Vascular system scarcely present. *Flowers* propagated by the agency of sexes. *Seeds* having no embryo, but consisting of a homogeneous sporuliferous mass.

At this point in the Vegetable Kingdom, we have reached the limit between sexuality and asexuality at a different but similar road by which we arrive at it through Gymnosperms. The latter resembling Exogens in all the organs of their vegetation, gradually passed into the *higher* Acrogens through *^quisetum*, *Cycadaceae*, and certain *Coniferae*. Here we have another most curious assemblage, which, with many of the peculiarities of Endogens, seems to be an intermediate form of organisation between them and the *lower* Acrogens. They agree with Endogens in the presence of sexes, and sometimes in the ternary structure of their flower; but they have scarcely any spiral vessels (vascular system), and their seeds appear, as far as they have been examined, to consist of a mass of spores, and not to have any special embryo. In their succulent texture, in their colour, often in their putrid odour when decaying, and the sporuliferous seeds, and in their parasitical habits, these plants resemble *Mjngaceae*; while in their flowers and their sexes they accord with *Araceae* or similar Endogens.

Brown, however, values these circumstances differently. In the first place he looks upon *Rafflesiaceae* to be at least closely allied to *Aristolochiaceae*, by which it would seem as if he considered the approach of these plants was to Exogens, and not to Endogens; and secondly, he attaches no importance to the homogeneity of the embryo, because the same structure he says exists in *Orobanche* and *Orchidaceae*. But with regard to *Orobanche*, that plant has a rightly 2-lobed embryo lying in a mass of albumen, so that I do not see how it can be brought into comparison with that of Rhizanth; and as to *Orchidaceae*, I do not know that we have any right to say that it is homogeneous; we ought rather to say that its structure is unknown. Supposing, however, that it was homogeneous, yet one could hardly consider it analogous to a "nucleus cornpositus e tela cellulosa, corpusculis sporidiiformibus e cellulis angulatis conflatis et massulis grumosis immixtis, filis tenuissimis earundem particulis connectentibus, farcta," which Endlicher describes in *Scybalium fungiforme*, and which is taken as the type of the structure of the seeds of Rhizanth. I know not whether this is right or not, and it must always be remembered that it is at variance with the elder Richard's description of the seed of *Cynomorium*; but supposing it to be wholly erroneous, still it seems to me necessary to admit the distinctness of Rhizanth from all other classes. For although they have to a certain extent a vascular structure, yet it exists in the smallest conceivable degree. Brown says he has found spiral vessels in *Rafflesia* (in which he had at first denied their existence), and in several other cases. *Martens* also found them in *Langsdorffia*, in the form of bundles lying in the rhizorna, stem and branches, and *Mohl* in similar parts of *Helosis*, but in such a quantity compared to the mass of the plants, as to form a fact of no importance. For it is not here a question about the presence or absence of spiral vessels, but about their abundance. In Exogens or Endogens equally they would be most copious, and would exist in all the foliaceous

organs ; and it would in my mind be no argument against the importance of this circumstance, to say that they have no existence in certain Endogens, as Lemna, for instance ; for in that and similar cases the small degree in which such plants are developed, may be considered to account for the absence of spiral vessels; just as in a common Exogen, the spiral system does not make its appearance until the general development of the individual has made some progress.

So, indeed, in Ferns and other Acrogens of high degree, we have no right to say that the vascular system is absent; on the contrary, in the centre of the stem of Lycopodiaceae, and in the soft parts of that of Ferns, either spiral or scalariform vessels exist in abundance; but they never make their appearance in the foliaceous organs as in more perfect plants.

There is an excellent account of Rhizanth by Endlicher in his *Meletemata*, from which, as it contains a summary of all that was in 1832 known concerning them, I extract the following matter; not, however, literally, but in a more condensed form than the original. For further information the reader is referred to the *Meletemata*, Blume's *Flora Java*, Martius' *Nova Genera*, #c. vol. 3., Brown's *Observations on Rafflesia in the 13th volume of the Linnean Society's Transactions*; and the various works quoted at the head of the following natural orders,

Rhizanth all agree in being of a fungus-like consistence, and in their habits of living parasitically on the roots of other plants. Their forms are, however, exceedingly diversified; some have the aspect of a pileate Fungus (a Mushroom), or develop a head like that of a Bullrush (*Typha*) : others push forth a thyrsus of flowers, or an elegant panicle; while others have their bloom in a head like that of some cynarocephalous plant. In *Helosis* and *Langsdorffia* the rhizoma, which is horizontal and branched, and which at intervals throws up perpendicular flowering stalks, is very much analogous to the spawn of Fungi. In *Cynomorium*, *Scybalium* and *Balanophora* this part is wanting, and in its room the roots of those genera emit roundish deformed tubers collected in a circle round the roots of other plants, and rooting into them by some unknown process. Blume says, "that at the period of germination of *Balanophorese* there is produced from the roots of the Fig on which they grow, an intermediate body of a fleshy nature, and intimately combined with its superficial woody layers, and that this intermediate body is penetrated by their spiral vessels which render it woody." He, moreover adds, that "several seeds of *Balanophoreae* germinate on nearly the same points of the Fig-root, hence this woody body or luxuriant product of the juices that are sucked out, has generally an irregular form, and the plants proceeding from such tubers grow out in different directions, much in the same manner as the tubers of a Potatoe generate their offsets, with this difference, however, that in a Potatoe the eyes of the plant are in the circumference, while in *Balanophora* they are placed in the centre, and on that account the intermediate body where the offsets break out, has necessarily a conical extension." Something of the same kind occurs in *Scybalium*, whose tubers are expanded in an irregular form about the root of some unknown tree, are fleshy, and composed even in the substance of the stalk of somewhat irregular cells and no spiral vessels. In the room of leaves these plants have scales, which chiefly differ from true leaves in the want of colour, a character so common to those and all other plants parasitical on roots. A vertical stalk (stipes) sometimes terminated by a solitary head of flowers, sometimes bearing several heads variously arranged upon the stalk, is common to all the genera of *Balanophoreae*; which moreover agree in this, that the flower-heads which at first are sessile on the rhizoma, and concealed by many rows of imbricated scales, resemble the leafy rosette of a *Semprevivum* without colour, or rather the very small bud of a *Rafflesia*. The ge-

huine species of Helosis shew on their rhizoma roundish conical buds seated on a very short stalk, or altogether sessile, enclosing the rudiments of the future head within a very thin involucre, as a fungus within the volva; this latter after a time splits into 3 or more segments, and emits the flower-head enlarged, and furnished with a stalk which is altogether naked except at the base, where it is surrounded by the scale-like segments of the withering involucre. This is the most simple form of involucre, which in the other genera becomes more and more complicated, and finally runs into numerous series of imbricated scales which clothe the stipes more or less completely. The more important circumstances in the organs of fructification will be found in the characters of the orders of Rhizanth.

In those genera such as *Rafflesia*, *Apodanthus*, &c. which grow upon the bark of the stems of trees there are some diversities of structure in the organs of vegetation that are very remarkable. Blume tells us that *Rafflesia Patma* appears upon the creeping roots or stems of *Cissus scariosa* in the form of solitary or clustered hemispherical dilations which look like excrescences or expansions of the root. These excrescences are something of the nature of leaf-buds, consisting of layers of scales and a more solid centre. As the latter increase in size they burst through the wrapper by tearing it irregularly from the apex towards the base, and develop themselves in the form of numerous scales, at first flesh-coloured, then brownish, and finally deep purple, which surround the flowers. As soon as these parts are exposed, richly nourished as they are by the humid air that surrounds them, they grow with such rapidity that it is reported that *Rafflesia*, which when full blown, is a yard across, and when unexpanded, is as large as a middle-sized cabbage, only takes about three months for its complete formation. *Brugmansia* has a similar mode of development.

The seeds of *Baknophorese* have already been noticed, in the words of *fidlicher*. Blume describes those of *Brugmansia Zippelii* as containing 1° a grumous substance which under a powerful microscope exhibits a lax cellular tissue, formed of roundish cells, which become angular by mutual pressure, and are filled with grumous matter; among these are dispersed 2° threads or tubes, very numerous, very tender, long, entangled without order, usually forked, sometimes irregularly branched. Upon these threads Blume makes the following remarks:—"The tender tubes, principally visible in the ripe spores of Rhizanth, may be considered analogous to those lowest forms of vegetation which belong to the genus *Mycoderma* Pers. of the family *Hydroneatea* *Carus*. The parietes of the fruit of *Brugmansia* are seldom covered with spores when the pericarp is closed up, but they constantly are when the plant is decaying, a circumstance which is attributable to the facility with which the spores separate from their stalks, and to the cellulo-gelatinous matter in which the fruit abounds. It is worthy of remark, however, that the spores are attached in the same manner as the seeds of more perfect plants, although they are altogether different from them in structure. They are, indeed* to be compared only to the unfecundated ovules of Phaenogamous plants, which in the latter are more completely evolved after impregnation, but in Rhizanth, as in other Cryptogamous plants, only after germination. That the ovules of Rhizanth, while inclosed in the pericarp of their mother ever arrive at the development of an embryo, seems to be altogether untrue. For I have over and over again examined numerous specimens at different stages of formation; the observations have been repeated under the eyes of Reinwardt, and the brothers Nees von Esenbeck; as also by Meyer, so celebrated as an anatomist, upon specimens preserved in spirits of wine, so that I can deny the possibility of error. How, indeed, can we suppose Rhizanth to be plants furnished with an embryo, when they exhibit only the simplest form of cellular organisation in all their parts. *Fl. Java Rhibanthea*, p. 23.

ORDER CCLXXII. RAFFLESIACEÆ.

RAFFLESIACEÆ, *Endlicher Meletemata*, p. 14. (1832).

ESSENTIAL CHARACTER.—*Flowers* hermaphrodite, or by abortion dioecious. *Perianth* superior, globose or campanulate; the limb 5-parted, with the segments imbricated or doubled inwards in aestivation; the throat surrounded by calli, which are either distinct or run together into an entire ring. *Column* (synema) hypocrateriform or sub* globose, adhering to the tube of the perianth; *anthers* numerous, distinct, or somewhat connate, adhering by the base, in one row; 2-celled, with the cells opposite, and each opening by a vertical aperture, or concentrically many-celled with a common pore. *Ovary* inferior, 1-celled, with many many-seeded parietal placentae; *styles* conical, equal in number to the placentae, run together within the column, but projecting beyond it, and then distinct.—*Stemless* plants. *Flowers* solitary, immersed among scales. *Endlicher*.

AFFINITIES. These curious plants are all parasitical, with scales in room of leaves. Among them is the very remarkable species described by Brown in the 13th vol. of the Linnean Society's Transactions, under the name of *Rafflesia*, to which I refer those who are desirous either of knowing what is the structure of one of the most anomalous of vegetables, or of finding a model of botanical investigation and sagacity, or of consulting one of the most beautiful specimens of botanical analysis which Mr. Bauer has ever made. The most interesting circumstance in the organisation of these plants, is that they exhibit in some degree the structure both of flowering and flowerless, or of vascular and cellular plants. Like flowering or vascular plants, they have a distinct floral envelope, and distinct sexual organs, not essentially, or in fact very different from those of ordinary vegetables. Like flowerless or cellular plants, they have slender traces of spiral vessels, and their seeds appear to be composed of a homogeneous mass of grumous matter, in which no radicle or cotyledons, no ascending or descending extremity, no definite points of vegetation, can be distinguished. Kunth considers *Pilostyles* to be a morbid alteration of the flower of an *Adesmia*, see *Ann. Sc. N. Ser. vol. 4. p. 223*; an opinion which Guillemin strenuously controverts.

GEOGRAPHY. Natives of the East Indies.

PROPERTIES. Probably all astringent. *Rafflesia* is used in Java as a powerful astringent, for certain purposes. *v*W m* &af in l*.*

GENERA.

<i>Brugmansia</i> , Bl.	<i>Haematostrobos</i> , S.etE.
<i>Rafflesia</i> , R. Br.	<i>Pilostyles</i> , Guill.

ORDER CCLXXIII. CYTINACEÆ.

CYTINEÆ, *Adolphe Brongn. in Ann. des Sc. Nat. 1. 29. (1824); Endlicher Meletemata*, p. 13. (1832).—PISTIACEÆ, *Agardh. Aphor. Bot. p. 240. (1826)*.—ARISTOLOCHIÆ, § *Cytineae, Link Handb. 1. 368. (1829)*.

ESSENTIAL CHARACTER.—*Flowers* monoecious at the top of a stalk covered with imbricated scales, the males uppermost, the females lowermost, in the axil of a bract, and supported on each side by a bractlet. *Males: Perianth* tubular-campanulate, with a spreading 4-6-lobed limb, the segments imbricated, the exterior alternating with the bractlets. *Column* fleshy, protruded beyond the tube, thickened at the point, covered by anthers, and terminated by (8) somewhat conical tubercles. *Anthers* 8, sessile, 2-celled; their cells distinct, opening longitudinally. Four dissepiment-like membranes alternate with the segments of the perianth, and join its tube with the column. *Females: Perianth* as in the

males, but epigynous. *Ovary* inferior, 1-celled, with 8 parietal placenta. *Style* cylindrical, simple, joined to the tube of the perianth by septiform processes; *stigma* capitate, thick, with 8 furrows. *Endlicher*.

AFFINITIES. Kunth asserts that *Apodanthes* is not a parasitical plant, but a morbid state of a *Casearia* flower. *Ann. Sc. N. Ser.* 4. 223. For an account of *Hydnora* see Meyer in *Act. Acad. Nat. Cur.* 16. 778.

GEOGRAPHY. South of Europe, the Cape of Good Hope, and Guiana.

PROPERTIES. *Cytinus* contains gallic acid, and, according to Pelletier (*Bull. Pharm.* 1331, d. 290), it has the singular property of precipitating gelatine without containing tannin.

GENERA.

<i>Cytinus</i> , L.	<i>Hypolepis</i> , Pers.	<i>Aphyteia</i> , L.	<i>Apodanthes</i> , Poit.
<i>Hypocütii</i> , Tourn.	<i>Phelypaa</i> , Thunb.	<i>Hydnora</i> , Th.	?? <i>Gonyanthes</i> , Bl.
	? <i>Hisbanchefipwm</i> .		

ORDER CCLXXIV. BALANOPHOREIÆ.

BALANAPHOREJ.; *Rich*, in *Mim. Mus.* 8. 429. (1822); *Endlicher Meletemata*, p. 10. (1832).

ESSENTIAL CHARACTER.—*Flowers* monoecious, collected in dense heads, which are roundish or oblong, usually bearing both male and female flowers, but occasionally having the sexes distinct; the receptacle covered with scales or setae variable in form, here and there bearing also peltate thick scales; rarely naked. *Male flowers* pedicellate; *calyx* deeply 3-parted, equal, spreading, with somewhat concave segments. *Stamens* 1-3 (seldom more), epigynous, with both united filaments and anthers; the latter 3. *Female flowers* : *Ovary* inferior, 1-2-celled, 1-2-seeded, crowned by the limb of the calyx, which is either marginal and nearly inverted, or consists of from 2 to 4 unequal leaflets; *ovule* pendulous, *style* 1, seldom 2, filiform, tapering; *stigma* simple, terminal, rather convex. *Fruit* 1-celled, containing numerous spores collected in a bag resembling a solitary seed. *Endl.* [*albumen* globose, fleshy-cellular, whitish, very large. * *Embryo* very minute in proportion to the albumen, roundish, whitish, enclosed in a superficial excavation, undivided, according to *Richard*.]—Fungus-like plants, parasitical upon roots; *roots* fleshy, horizontal, branched; *stem* naked, or covered by imbricated scales.

GEOGRAPHY. A small tribe, consisting entirely of leafless plants, parasitical upon roots, found in the West Indies, South America, the Indian Archipelago, some of the South Sea Islands, and the Cape of Good Hope.

PROPERTIES. Unknown.

GENERA.

§ 1. HELOSIEJE, Endl.	§ 2. LANGSDORPFIEJB,
<i>Helosis</i> , Rich.	Endl.
<i>Caldasia</i> , Mut.	<i>Langsdorffia</i> , Mart.
<i>Scybalium</i> , Endl.	<i>Balanophora</i> , Forst.

ORDER CCLXXV. CYNOMORACEJE.

CYNOMORIEA, *Agardh Aph.* 203. (1825) a § o/Urticeae; *Endl. Meletem. p. II.* (1832) a § of
Balanophoraceae.

ESSENTIAL CHARACTER—Only known from Balanophoraceae by their stamens being
distinct, and the perianth of the male flowers imperfect.

PROPERTIES. *Cynomorium*, the old *Fungus Melitensis* is an astringent.

GENERA.

§ 1. LOPHOPHYTEA,	<i>Sarcophyte</i> , Sparrm.	§ 2. CYNOMORIEA,
Endl.	<i>Ichthyosma</i> , Schl.	Endl.
<i>Lophophytum</i> , Endl.		<i>Cynomorium</i> , Mich.

CLASS V. ACROGENS, OR FLOWERLESS PLANTS.

ACOTYLEDONES, *Juss. Gen.* 1. (1789).—EXEMBRYONATAS or ARHIZJR, *Rich. Anal, du Fr.* (1808).—CELLULARES, *DC. Ft. Fr.* 1. 68. (1815); *Lindl. Synops.*p.3. (1829).—ACOTYLEDONES and PSEUDOCOTYLEDONE/E, *Agardh. Aph.* 72. (1821).—AGAMAS, CRYPTOGAMOUS or ^ETHEOGAMOUS PLANTS of authors; *Ad. Brongniart in Diet. Class.* 5. 155. (1824).—NEMEA, *Fries.Syst. Orb. Veg.* 1. 30. (1825).

ESSENTIAL CHARACTER.—Substance of the plant usually composed of cellular tissue chiefly, either in a spheroidal or elongated state; spiral vessels or ducts only present in the highest orders. *Stem* either increasing by an extension of its point, or by a regular or irregular development in all directions from one common point; not increasing perceptibly in thickness or density when once formed. *Cuticle* generally destitute of stomates. *Sexual organs*, and consequently *flowers* absent. *Reproduction* taking place either by *spores* or *sporules*, which are enclosed in cases called *theca*, or imbedded in the substance of the plants; or else by a mere dissolution of the utricles of cellular tissue; *germination* occurring at no fixed point, but upon any part of the surface of the spores.

Such are the characters by which this class of the vegetable kingdom is distinguished from the last; characters of so marked a kind as to render it impossible to refer individuals of one to the other. The universal want of flowers, and of all kinds of perfect sexual apparatus; the general absence of spiral vessels, the place of which is occasionally supplied by annular or scalariform ducts; the non-existence of a true trunk (for the stipes of Ferns, composed only of the united bases of the leaves or fronds, is scarcely analogous to the trunk of Vascular plants); and, finally, the near approach in the most simple tribes, such as Arthrodieae and Chaodinese, to the nature of infusorial animalcules, are all facts, the accuracy of which is undisputed, and which have no parallel in flowering plants. With regard to their stem, instead of its increasing by the deposition of matter originating in the leaves, it appears to be a mere extension of some common vegetating point, which becomes cylindrical and long, when it is capable of being acted upon by the influence of light, as in Ferns, Lycopodiaceae, &c.; which expands irregularly and remains flat and foliaceous in such orders as Hepaticae and many Algae; which develops in straggling threads in some of the latter; and which collects these threads into masses of reproductive matter in Fungi. It is true that sexual apparatus has been described by various authors in many of the tribes of Acrogens; but it is equally certain, that if such a provision for propagation ever exists, it is in a most imperfect state, and by no means analogous to what we call the sexes in flowering plants; and it is even conjectured that the simplest forms of Lichens, Fungi, and Algae, are produced by a kind of equivocal generation, from a common form of matter having no inherent special tendency to control its mode of development, but appearing as a Lichen, Alga, or Fungus, according to the peculiar conditions of soil and atmosphere under which it is called into action. Upon this subject more will be said, in speaking of those orders hereafter.

Flowerless may be said to approach Flowering plants by Ferns, which have a certain relation to Cycadaceae, by Lycopodiaceae, which may be compared in many respects to Coniferae, and by Equisetaceae?, which have a great eternal resemblance to Casuarina.

The subject of Cryptogamic botany is not less obscure than extensive; it is usually among botanists, an object of separate attention, especially in the lower tribes; and I think I shall best consult the interest of readers of

this work, by stating the opinions of those who have given the greatest attention to particular tribes, rather than by offering any thing novel myself. I trust, however, I may, without incurring the charge of presumption from those great cryptogamists whose lives have been devoted to the study of the subject, offer here and there a few remarks upon the analogy that exists between the more anomalous forms of Acrogens and those of Flowering Plants: I venture to do this with the more confidence, because the truth of any opinions I may advance will have to be tried by the general laws of vegetable organisation, and upon principles which do not depend upon an extensive acquaintance with species.

There has not been any very satisfactory arrangement of the orders of Acrogens. De Candolle refers Ferns and their immediate allies to Endogenous plants, and separates the remainder of Acrogens into *Foliacea*, or plants with leafy expansions, and *Aphylla*, or those destitute of leaves: but to the first of these there are grave objections; the second nearly corresponds with the arrangement here adopted.

Agardh, in 1821, divided them thus:—ACOTYLEDONE[^], or leafless plants, with all the parts confluent, the colour not herbaceous, with no sexes, and propagated by sporidia. (Sporidium est corculum nudum, radiculâ, cotyledone et hilo destitutum. *Aph.* 71.) PSEUDOCOTYLEDONEJE, or leafy plants, the parts of which are sometimes confluent, the colour green, with an attempt at producing sexes, and propagated by sporules enclosed in capsules. (Spora est corculum perispermio (?) et membranâ simplici hilo destitute inclusum, germinatione cotyledonidium (analogon cotyledoni folium) explicans. *Ibid.* 71.) To Acotyledoneae he refers only Fungi, Lichens, and Algae, and comprehends the remainder in Pseudocotyledoneae. This arrangement is undoubtedly natural, but it is liable to objection, on the ground, that although the two groups are distinct, yet it is extremely uncertain whether the characters assigned to each are founded upon accurate observation. For instance, the distinction drawn between their modes of reproduction or germination is altogether arbitrary. It is well known that Mosses and Confervae are so similar when germinating, that young plants of the former have been described as belonging to the latter tribe (see Drummond's paper in the *Transactions of the Linnean Society*, 15. p. 20.); and yet one is said to increase by sporules, and the other by sporidia. The confluence of all the parts in Acotyledoneae, and the separation of them in Pseudocotyledoneae, will not distinguish them; witness *Marchantia*, *Riccia*, &c. in the latter, and such species as *Caulerpa hypnoides* in the former. Colour is a still less satisfactory difference: for example, what green have we in Mosses or Ferns, or other Pseudocotyledoneae, more intense than in *Ulva* and numerous Algae among Acotyledoneae? As to a supposed tendency to development of sexes in one and not in the other, this may possibly be the case; but it is no character of the two groups; for what better proof have we of any such tendency existing in Lycopodiaceae or Hepaticae, than in Lichens.

Fries, in his *Planted Homonemece*, adopts these divisions, but assigns them new names and characters. He calls the Acotyledoneae of Agardh *Homonemea*, and Pseudocotyledoneae he terms *Heteronemea*, with the following characters:—HETERONEMEA. Germinating filaments, combining in a heterogeneous body. Some analogy to the difference of sexes. Tissue consisting of cellules regularly united. HOMONEMEA. Germinating filaments, either distinct or combining in a homogeneous body. No trace of sexual differences. Tissue consisting of anomalous, somewhat filamentous cellules.—I scarcely know whether to consider these definitions more satisfactory than those of Agardh; perhaps they are: but their fault is evidently that

of being too hypothetical, and of not distinctly deciding the position of Hepaticæ.

Struck, perhaps, with this objection, Adolphe Brongniart has more recently proposed a triple division of cellular plants, in the following manner:—I. Neither vessels nor foliaceous appendages; no trace of sexual organs; sporules contained in indehiscent capsules, or bursting irregularly, with no kind of proper integument. These answer to the* Acotyledones of Agardh and the Homonemea of Fries. II. No vessels, but foliaceous appendages; sexual organs doubtful; sporules contained in great numbers in capsules that burst regularly, and have a proper integument. Ex. Hepaticæ and Mosses. III. Vessels present, and foliaceous appendages; sexual organs certainly existing in some* sporules contained in polyspermous and dehiscent, or monospermous indehiscent capsules. Ex. Ferns and their allies, with Chara.—To the definitions of these, several objections might be taken, particularly to all that part which relates to the supposed presence of sexual organs; but the divisions themselves appear less exceptionable than any of the others. They are moreover in conformity with the view that has been taken of the subject by Theodore Nees v. Esenbeck in his and Ebermaier's excellent *Medical Botany*.

Without exactly adopting any of the foregoing divisions, I have endeavoured to seize the best points of each in framing the following alliances; of which Filicales and Lycopodales may be considered to correspond with the first section, Muscales and Charales with the second, and Fungales with the third.

ALLIANCE I. *FILICALES*.

FILICES, *Jus**. *Gen.* 14. (1789); *Swartz Synops. Filicum* (1806); *Willd. Sp. Pl.* vol. 5. (1810); *R. Brown Prodr.* 145. (1810); *Agardh A ph.* 115. (1822); *Kaulfuss Enum.* (1824); *Spreng. Syst. Veg.* vol. 4. (1827); *Hooker and Greville Icones Filicum* (1827—1829); *Blume, Fl. Java* (1828). *Schott's Genera Filicum* (1835); *Mohl et Martius Plantæ Cryptogamicæ Brasilienses*, p. 40. (1834).

ESSENTIAL CHARACTER.—*Leafy* plants, producing a *rhizoma*, which creeps below or upon the surface of the earth, or rises into the air like the trunk of a tree; this trunk consists of a hollow cylinder, of equal diameter at both ends, growing at the point only, containing a loose cellular substance which often disappears; it is coated by a hard, cellular, fibrous rind, which is much thicker next the root than at the apex, and it is itself composed of the united bases of the leaves. *Wood* when present, consisting almost exclusively of large scalariform or dotted ducts, imbedded in hard plates of thick sided elongated cellular tissue. *Leaves* (or *fronds*) coiled up in vernation, with annular ducts in the vascular tissue of their petiole, either simple or divided in various degrees, traversed by dichotomous veins of equal thickness, which are composed of elongated cellular tissue, with occasional ducts; *cuticle* frequently with stomates. *Reproductive organs* consisting of *nects* or semitransparent cases arising from the veins upon the under surface of the leaves or from their margin. *Theca* either pedicellate, with the stalk passing round them in the form of an elastic ring, or sessile and destitute of such a ring; either springing from beneath the cuticle, which they then force up in the form of a membrane (or *indusium*), or from the actual surface of the leaves. *Sporules* usually triangular, arranged without order within these thecae. Sometimes the leaves are contracted about the thecae, so as to assume the appearance of forming a part of the reproductive organs, and sometimes the place of the thecae is supplied by the depauperated lobes of the leaves.

AFFINITIES. These, which are by far the most gigantic of Acrogens, sometimes having trunks 40 feet high, approach the nearest to the overpowering classes by Cycadaceæ, which may be considered to have much affinity with them, on account of the imperfect degree in which their vascular

system is developed, of their pinnate leaves with a gyrate vernation, and their naked ovules borne upon the margin of contracted leaves, as the thecae of Ferns are upon the fronds of *Osmunda*. Their affinity with *Equisetum*, to which they were formerly joined, consists more in their want of flowers, and in the presence of annular ducts, than in any similarity of habit. *Lycopodiaceae* are readily known by their axillary thecae dehiscing by two regular valves. *Marsileaceae* are so very different, that it is difficult to find points of comparison between them.

The organ in Ferns which deserves the most particular attention is the theca, or case that contains the reproductive matter. By many it is named capsule; but as that kind of pericarp is essentially connected with the power of conveying fertilisation from the male apparatus to the ovules, and implies the existence of a certain definite relation between the various parts that it contains, nothing of which kind is found in the theca of Ferns, it is not necessary to insist upon the impropriety of applying such a name to any sporule-case in *Acrogens*. Easy as it is to shew that the theca is not analogous to a capsule, it is far less so to demonstrate with what organs or modifications of organs it really has an analogy. I am not, indeed, aware that this had been attempted, all botanists seeming to consider it a special organ, until, in the *Outlines of the First Principles of Botany*, I ventured to hazard the following theory {par. 533): "The thecae may be considered minute leaves, having the same gyrate mode of development as the ordinary leaves of the tribe; their stalk the petiole, the annulus the midrib, and the theca itself the lamina, the edges of which are united." I was led to this opinion, first, by the persuasion that there was no special organ in Ferns to perform a function which in flowering plants is executed by modifications of leaves; and, secondly, by the examination of viviparous species. I need not here remark, that observation has shewn us that the leaves of Flowering plants have the power of producing leaf-buds from their margin or any point of their surface; and the instance I have adduced in Grasses of a monstrous Barley shews that they can produce flower-buds also. I found in Ferns, which are exceedingly subject to become viviparous, that the young plants often grow from the same places as the thecae, or from the margin; and I was particularly struck with a viviparous Fern, of which a morsel was given me by Dr. Wallich, where the young plants form little clusters of leaves in the place of sori. Upon examining these young plants, I saw that the more perfect, though minute, fronds were preceded by still more minute primordial leaves or scales, the cellular tissue of which had nearly the same arrangement as the cellules of the theca; and I was most especially struck with the resemblance between the midrib of one of these scales and the annulus of a *Polypodium*. A view of the thecae of various annulate Ferns produced a conviction of the truth of the theory I had formed, which I now submit with much deference to the consideration of the botanical world. It is, however, necessary that I should here add what is only implied in the little work from which the foregoing extract is taken, that this explanation applies only to the gyrate Ferns. With regard to those with striated thecae, or with what is called a broad tranverse ring, they may either be considered not to have the midrib of the young scale, out of which the theca is formed, so much developed; or the theca may be with still more probability considered a nucleus of cellular tissue, separating both from that which surrounds it and also from its internal substance, which latter assumes the form of sporules, in the same way as the internal tissue of an anther separates from the valves under the form of pollen. This conjecture is, I think, very much confirmed by the anatomical structure of those striated thecae which consist of a cluster of sporule-like areolae of cellular tissue at the base and apex, connected by extended cellules of the same description, as in

Gleichenia/and is far from being weakened by such these as those of Par-
keria. In Ophioglossum another kind of provision is made for the production
of sporules, which in that genus seem to have no theca whatever beyond the
involute contracted segments of the frond which bears* them. What are
called the thecae in Ophioglossum are improperly so termed, and are much
more analogous to the involucre of Marsilea.

The stems of Ferns, when arborescent, are object's of great interest to the
botanist, partly on account of their rarity, secondly, because of their singular
structure, and especially because they offer the highest form of development
in Flowerless Plants. It has not been till lately that they have been well
understood; they have now, however, received full illustration from Mohl in
Martius's beautiful *Icones plantarum cryptogamicarum*.

Bory de St. Vincent elevates Ferns to the rank of a class intermediate between
Monocotyledons and Acotyledons; but at the same time he attaches no im-
portance to the descriptions of those writers who, having seen the germination
of the sporules, have attempted to prove an identity between them and Monoco-
tyledons in that respect. He justly observes, that the irregular unilateral scale
which has been seen to sprout forth upon the first commencement of their growth
is extremely different from the cotyledon of Monocotyledons, which pre-exists
in the seed and never quits it, but swells during germination, and acts as a
reservoir of nutriment for the young plantlet. He most properly regards it
as an imperfectly developed primordial leaf. Without, however, adopting this
view, I think it may not be inexpedient to consider Ferns as a collection of
genera equivalent to the alliances of Flowering Plants, and consequently divi-
sible into different natural orders; and accordingly that course has been
adopted here. But as it would be inconvenient to separate the general ob-
servations upon them, I have merely characterized the orders and placed the
genera that belong to them under each. In doing this I have been most
essentially aided by Dr. Hooker, who has kindly furnished me with a list of
the genera belonging to the whole of what constitutes the *Filices* of Linnaeus.

GEOGRAPHY. The following proportions borne by Ferns to other plants
in different latitudes will serve to give some idea of the manner in which they
are geographically distributed. There is an enormous disproportion between
Ferns and the rest of the Flora in certain tropical islands, such as Jamaica,
where they are 1-9th of the Phaenogamous plants; New Guinea, where
D'Urville found them as 28 to 122 ; New Ireland, where they were as 13 to
60; and in the Sandwich Islands, where they were as 40 to 160; and it is
clear, from the collections of Wallich, that Ferns must form a most important
feature in the Indian Archipelago. Upon continents, however, they are far
less numerous: thus, in equinoctial America Humboldt does not estimate
them higher than 1-36th; and in New Holland Brown finds them 1-37th.
They decrease in proportion towards either pole: so that in France they are
only 1-63d; in Portugal, 1-116th; in the Greek Archipelago, 1-227th; and in
Egypt, 1-971st. Northwards of these countries their proportion again aug-
ments, so that they form 1-31st of the Phaenogamous vegetation of Scotland;
1-35th in Sweden; 1-18th in Iceland; 1-10th in Greenland; and 1-7th at
North Cape. (See a very good paper upon this subject by D'Urville, in the
Mémoires des Sc. Nat. 6. 51.; also *Brown's Appendix to the Congo Voyage*, 461).
Brown has observed (*Flinders*, 584), that it is remarkable, that although
arborescent Ferns are found at the southern extremity of Van Diemen's Island,
and even at Dusky Bay in New Zealand, in nearly 46° south latitude, yet they
*have in no case been found beyond the northern tropic. For an excellent
account of the geographical distinctions of Tree Ferns see *Martius Icones
Plantarum cryptogamicarum*, p. 81.

PROPERTIES. The leaves generally contain a thick astringent mucilage,

with a little aroma, on which account many are considered pectoral **and** lenitive, especially *Adiantum pedatum* and *Capillus Veneris*; but almost any others may be substituted for them. *Capillaire* is so called from being prepared from the *Adiantum Capillus Veneris*, a plant which is considered to be undoubtedly pectoral and slightly astringent; though its decoction, if strong, is, according to Ainslie, a certain emetic. The Peruvian *Polypodium Calaguala*, *Acrostichum Huacsaro*, and *Polypodium crassifolium*, are said to be possessed of important medicinal properties, especially the former; their effects are reported to be solvent, deobstruent, sudorific, and antirheumatic; antiyenerèal and febrifugal virtues are also ascribed to them. See the *Pharmacopeia Madritensis*, 1792, and Lambert's *Illustration of the Genus Cinchona*, 114. The leaves of *Adiantum melano-caulon* are believed to be tonic in India. *Ainslie*, 2. 215. The tubes of the pipes of the Brazilian negroes are manufactured from the stalk of *Mertensia dichotoma*, which they call *Samanbaya*. *Pr. Max. Trav.* 96. The bruised fronds of the fragrant *Angiopteris evecta* are employed in the Sandwich Islands to perfume the Cocoa-nut oil. *Polypodium phymatodes* is also used for the same purposes. *D'Urv.* The stem is, on the contrary, both bitter and astringent; whence that of many species, such as *Aspidium Filix Mas*, and *Pteris aquilina*, has been employed as an anthelmintic. They have also been given as emmenagogues and purgatives. *Osmunda regalis* has been employed successfully, in doses of 3 drachms, in the rickets. The rhizoma of *Aspidium Filix Mas* has been analysed, and found by Morin to contain, 1st, volatile oil; 2d, a fat matter composed of elaine and stearine; 3d, gallic and acetic acids; 4th, uncrystallisable sugar; 5th, tannin; 6th, soap; 7th, a gelatinous matter insoluble in water and in alcohol. It contains also the subcarbonate, sulphate, and hydrochlorate of potash, carbonate and phosphate of lime, alumine, silex, and oxyde of iron. *Brewster*, 2. 176. The roots of *Nephrodium esculentum* are eaten in Nipal, according to Buchanan. *Don Prodr.* 6. Those of *Angiopteris evecta* are used for food in the Sandwich Islands, under the name of *Nehai*. *Diplazium esculentum*, *Cyathea medullaris*, *Pteris esculenta*, and *Gleichenia dichotoma*, are also occasionally employed for food in different countries. *Pteris aquilina* and *Aspidium Filix Mas* have even been used in the manufacture of beer, **and** *Aspidium fragrans* as a substitute for tea. *Agdh.*

ORDER CCLXXVI. POLYPODIACEË.

GYRATE *Swartz Synopsis Filicum*, (1806).—FILICES verae, *Willd. Sp. PL* 5. 99. (1810).—POLYPODIACEË, *R. Brown Prodr.* 145. (1810); *Agardh Aph.* 116. (1822); *Kaulfuss Enumeratio*, 55. (1824); *Bory in Diet. Class.* 6. 586. (1824); *Endlicher Prodr. Norf.* 7. (1833); *Martius in PL Crypt.* 83. (1834).—CYATHEACEJË, *Kaulf. enum.* (1824); *Endl. I. c.*; *Martius, Ic. pi. crypt.* 62. (1834).

DIFFERENTIAL CHARACTER.—*Thecæ* furnished with a vertical, usually incomplete, annulus; bursting irregularly and transversely.

GENERA.

(A. <i>Nuda</i> , Hooker.)	<i>Bolbitis</i> , Schott.	<i>Psilopodium</i> , Neck.	<i>Adenophorus</i> , Gaud.
§ 1. POLYPODIACEË.	<i>Platynerium</i> , Desv.	<i>Lastræa</i> , Bory.	<i>Amphradenium</i> ,
II ACROSTICHE^,	<i>Nemoplastyceros</i> ,	<i>Drynaria</i> , Bory.	Desv.
Freye. et Kaulf.	Pluk.	<i>Dipteris</i> , Reinw.	<i>Niphobolus</i> , Kaulf.
<i>Acrostichum</i> , L.	f POLYPODIËS, Bory.	<i>Anaxetum</i> , Schott.	<i>Cyclophorus</i> , Desv.
<i>Polybotrya</i> , Humb.	<i>Polypodium</i> , Sw.	? <i>Llavea</i> , Lga.	<i>Candollea</i> , Mirb. ?
<i>Olfertia</i> , Raddi.	<i>Marginaria</i> , Bory.		<i>Pyrrhosia</i> , Mirb.

- Lecanopteris, Bl. Aspidium, Swz.
Onychium, Rnwtd. *Tectaria*, Cav.
H HEMIONITIDEJE, Nephrodium, Mich.
Freyc. et Kaulf. *Lastrea*, Bory.
Hemionitis, L. *Cyclosorus*, Link.
Gymnogramma, Desv., Didymochlaena, Desv.
Ceterach, W. *Tegularia*, Rnwtd.
Grammitis, Swz. *Monochlœna*, Gaud.
Cochlidium, Kaulf. Nephrolepis, Schott.
Selligœua, Bory. f ASPLINIEA, Freyc.
Xiphopteris, Kaulf. et Kaulf.
Micropteris, Desv. Asplenium, L.
Antrophyum, Kaulf. *Darea*, Juss.
Meniscium, Schreb. *Cenopteris*, Bernh.
Taenitis, Sw. *Diplazium*, Swz.
Polyaetnium, Desv. *Callipteris*, Berg.
? Pteropsis, Desv. *Athyrium*, Roth.
Notholaena, R. Br. *Stegnogramma*, Bl.
----- *Allantodea*, Br.
(B. *Induriata*, Hook.) *Cistopteris*, Bern.
If ASPIDIEA, Bory. *Cysea*, Sm.
Pleopeltis, H. B. K. ~~*Scelopendium*, L.~~
Polystichum, Roth. f PTERIDEA, Freyc. et
Hypopeltis, Mirb. Kaulf.
Neuronia, Don. *Pteris*, L.
Ophiopteris, Reinw. *Nemopteris*, Desv.
Rumohria, Raddi. *Onychium*, Kaulf.
? Hypoderris, R. Br. *Jamesonia*, Hook, et
Matonia, R. Br. Gr.
----- *Lonchitis*, L.
- Monogramma, Schkr. f CYA-THEA, Freyc. et
»i—n—u Kaulf.
Allosoms, Bernh. *Cyathea*, Sm.
Cheilanthes, Swz. ? *Hypodematium*,
Cryptogramma, Br. Kze.
Phorobolus, Desv. *Sphaeropteris*, Bernh.
H SCHIZOLOMEJS, *Peranema*, Don.
Freyc. et Gaud. *Alsophila*, R. Br.
Lindsaea, BryanH. *Deparia*, Hook, et Gr.
Di *F Thyrsopteris*, Kze.
Schizoloma, Gaud. *Chnoophora*, Kaulf.
Vittaria, Sm. u»vvt—
Leptochilus, Kaulf. f ADIANTEJE, Freyc. et
Kaulf. *Gymnosphaera*, Bl.
Adiantum, L. *Arachniodes*, Bl.
Cassebeeria, Kaulf. *Trichopteris*, Presl.
? *Doodia*, Freyc. et *Woodsia*, R.Br.
Kaulf. ? *Hymenocystis*, Mey.
Woodwardia, Sm. *Diacalpe*, Bl.
Doodia, R. Br. % DICKSONIEA, Freyc.
----- et Kaulf., ..
f BLECHNEJE, Freyc. et *Dicksonia*, L'Hent.,
Kaulf. *Dennstedtia*, Benin.
----- ? *Stobolium*, Desv.
Blechnum, L. *Balantium*, Kaulf.
et *Lomaria*, W. *Saccoloma*, Kaulf.
Stegania, R. Br. *Cibotium*, Kaulf.
? *Leptostegia*, Don. *Pinonia*, Gaud.
Hymenolepis, Kaulf. ? *Davallia*, Sm.
Sadleria, Kaulf. *Humata*, Cav.
ONOCLEJE, Hooker. -----
Onoclea, L. *Physematium*, Kaulf.
Struthiopteris, W.

ORDER CCLXXVII. GLEICHENIACEÆ.

SC_{HIM}MATOPTEH_{DES}, WWi. I. * - ». (1910).—GLEICHENIÆ, R. Br. J. c. 160. (1810);
Kaulfuss l. c. 36. (1824); Bory, l. c. (1824).—PLEUROGYRATÆ, Bernh.—GLEICHE-
(1834).—PARKERIEÆ, Hooker Exot. Fl. t. 147.
Hooker et Greiner Icones mitwm, c. 97. (1828); TRICH-

Endl. Prodi. Norf. 16. (1833); Mart. lc. Pl. Crypt. 102. (1834J.

Es. EHX_AL ftuucm^Ita. furnished with a U - . w ^ , occadonally oblique
annulus, nearly sessile, and bursting lengthwise internally.

GENERA.

- | | | |
|--|---|---|
| § 1. GLEICHENIEJE,
R.Br.
<i>Gleichenia</i> , Sm.
<i>Dicranopteris</i> , Bernh.
<i>Mertensia</i> , W.
<i>Platyzoma</i> , R.Br. | § 2. PARKERIEA,
Hooker.
<i>Parkeria</i> , Hooker.
<i>Ceratopteris</i> , Brong.
<i>Teleozoma</i> , R. Br.
<i>Ellebocarpus</i> , Kaulf.
<i>Furcaria</i> , Desv. | § 3. HYMENOPHYLLEJB,
Bory.
<i>Hymenophyllum</i> , Sm.
<i>Trichomanes</i> , L.
<i>Didymoglossum</i> , Desv.
<i>Fœea</i> , Bory.
<i>Hymenostachys</i> , Bory. |
|--|---|---|

ORDER CCLXXVIII. OSMUNDACEÆ.

OSMUNDACEÆ, *R. Br. ol. c.* 161. (1810); *Agardh, l. c.* 115. (1822); *Kaulfuss I. c.* 42. (1824); *Bory I. c.* (1824).—ACROGYRATÆ, *Bernh.*—SCHIZJEACEÆ, *Mart. Ic. Pl. Crypt* 113. (1834).

ESSENTIAL CHARACTER.—¹*Theca* with an operculiform annulus, or without any, reticulated, striated with rays at the apex, bursting lengthwise, and usually externally.

GENERA.

§ 1. OSMUNDS A, Hooker.	Angiopteris, Hoffm. <i>Clementea</i> , Cav.	Schizaea, Swz. <i>Lophidium</i> , Rich.	<i>Vallifilix</i> , 'Vet. Th. <i>Gisopteris</i> , Bernh.
Osmunda, Swz.	§ 2. ANEIMIEJÆ, Hook.	<i>Ripidium</i> , Bernh.	<i>Ramondia</i> , Mirb.
<i>Aphyllocalpa</i> , Cav.	Aneimia, Swz.	<i>Lygodium</i> , Swz.	<i>Hydroglossum</i> , W.
Todea, Swz.	<i>Ornithopteris</i> , Bernh.	<i>Ugena</i> , Cav.	<i>Cteisium</i> , Rch.
		<i>Odonopteris</i> , Bernh.	<i>Mohria</i> , Swz.

ORDER CCLXXIX. DANIEACEÆ.

AGYRATÆ, *Sivartz Synops.* (1806).—POROPTERIDES, *Willd. I. c.* 66. (1810).—DANJEACEÆ, *Agardh, l. c.* 117. (1822).—MARATTIACEÆ, *Kaulf. l. c.* 31. (1824); *Bwy I. c.* (1824); *Mart, ic. pl. crypt.* 119. (1834).

ESSENTIAL CHARACTER.—*Theca* sessile, without any rintr concrete into multilocular sub-immersed masses, opening at the apex.

GENERA.

Danaea, Sm.
Marattia, Swz.
Myriathea, Juss.
Celanthera, Thouin.
Kaulfussia, Bl.

ORDER CCLXXX. OPHIOGLOSSACEÆ.

OPHIOGLOSSÆ*, *R. Br. I. c.* 163. (1810); *Agardh Aph.* 113. (1822); *Kaulfuss I. c.* 24 (1824); *Bory, I. c.* (1824); *Mart. ic. pl. crypt.* 39. (1834).

ESSENTIAL CHARACTER.—*Theca* single, roundish, coriaceous, opaque, without ring of cellular reticulation, half 2-valved. *Vernation* straight.

GENERA.

Ophioglossum, L.	Helminthostachys, Kaulf. <i>Botryopteris</i> , Presl. <i>Ophiala</i> , Desv.	<i>Botrychium</i> , Swz. <i>Botrypus</i> , Mich.
------------------	--	---

ALLIANCE II. LYCOPODALES.

ESSENTIAL CHARACTER. — *Stems* solid vascular. *Reproductive organs* growing on the stem.

These plants are known from true ferns by the following most important characters. Their stem is solid with a central axis composed of spiral or annular vessels, not hollow, and without sinuous woody plates; their leaves are in most case undivided and veinless, and instead of bearing the thecae on the leaves, they bear them in the axils of the leaves. Lycopodales are just intermediate between Mosses and an extinct race of trees called *Lepidodendra* which connected them with Conifer®. See *Fossil Flora*, vol. 2. p. 51.

ORDER CCLXXXI. LYCOPODIACEAE. THE CLUB-MOSS TRIBE.

LYCOPODINEAE, Swartz *Synopsis Filicum* (1806); *R. Brown Prodr.* 164. (1810); *Agardh Aph.* 112. (1822); *Greville Flor. Edin.* xii. (1824); *Martins l. pi. crypt.* 37. (1834).—LYCOPODIACEAE, DC. *Fl. Fr.* 2. 257. (1815); *Ad. Brongn. in Diet. Class.* 9. 561. (1826).—ISOETIACEAE, Bartl. *Ord. Nat.* 16. (1830).

ESSENTIAL CHARACTER.—Usually moss-like plants, with creeping stems and imbricated leaves, the axis abounding in annular ducts; or stemless plants, with erect subulate leaves, and a solid cormus. *Organs of reproduction* axillary sessile thecae, either bursting by distinct valves, or indehiscent, and containing either minute powdery matter, or sporules, marked at the apex with three minute radiating elevated ridges upon their proper tegument.

AFFINITIES. Intermediate as it were between Ferns and Conifers on the one hand, and Ferns and Mosses on the other; related to the first of those tribes in the want of sexual apparatus, and in the abundance of annular ducts contained in the axis; to the second in the aspect of the stems of some of the larger kinds; and to the last in their whole appearance, Lycopodiaceae are distinctly characterised by their organs of reproduction. These are generally considered to be of two kinds, both of which are axillary and sessile, and have from 1 to 3 regularly dehiscent valves, the one containing a powdery substance, the other bodies much larger in size, which have been seen to germinate. In conformity with the theory, that all plants have sexes, the advocates of that doctrine have found anthers in the former, and pistils in the latter; but, as in other similar cases, this opinion is entirely conjectural, and founded upon no direct evidence: all that we really know is, that the larger bodies do germinate, and, if we are to credit Willdenow, the powdery particles grow also. He says he has seen them. I think it is hardly to be doubted that the latter are the abortive state of the former. According to Salisbury, & the *Linnean Transactions*, vol. 12. tab. 19, *Lycopodium denticulatum* emits two cotyledons upon germinating; but, supposing this observation, which requires confirmation, to be exact, it is much more probable that the two little scales so emitted are primordial leaves than analogous to cotyledons. The *Isoetes* is by some referred to Marsileaceae, to which it forms a transition. I follow De Candolle and Brongniart in referring it here. Delile has published an account of the germination of *Isoetes setacea*, from which it appears that its sporules sprout upwards and downwards, forming an intermediate solid body, which ultimately becomes the stem, or cormus; but it is not stated whether the points from which the ascending and descending axes take their rise are uniform; as no analogy in structure is discoverable between these sporules and seeds, it is probable that they are not. Delile points out the great affinity that exists between *Isoetes* and *Lycopodium*, particularly in the relative position of the two kinds of reproductive matter. In *Lycopodium* he says the pulverulent thecae occupy the upper ends of the shoots, and the circular thecae the lower parts: while, in *Isoetes*, the former are found in the upper part of the circumference. If this comparison is good, it will afford some evidence of the identity of nature of these thecae, and that the

pulverulent ones are at least not anthers, as has been supposed; for in Isoetes the pulverulent inner these have the same organisation, *even to the presence of what has been called their stigma*, as the outer granular ones; so that, if Isoetes has sexes, it will offer the singular fact of its anther having a stigma.

GEOGRAPHY. In geographical distribution these follow the same laws as Ferns, being most abundant in hot humid situations in the tropics, and especially in small islands. As they approach the north they become scarcer; but even in the climate of northern Europe, in Lapland itself, whole tracts are covered with *Lycopodium alpinum* and *Selaginoides*.

PROPERTIES. *Lycopodium clavatum* and *Selago* excite vomiting; the powder contained in the thecae is highly inflammable, and is employed in the manufacture of fireworks. According to Vastring, they are likely to become of importance in dyeing. He asserts, that woollen cloths boiled with *Lycopodiums*, especially with *L. clavatum*, acquire the property of becoming blue when passed through a bath of Brazil wood. *Lycopodium Phlegmaria* is reputed an aphrodisiac.

GENERA.

<i>Lycopodium</i> , L.	<i>Diplostachyum</i> ,	<i>Lepidotis</i> , Beauv.	<i>Hqfmannia</i> , W.
<i>Plananthus</i> , Beauv.	Beauv.	<i>Selaginella</i> , Beauv.	<i>Tmesipteris</i> , Bernh.
<i>Stackygynandrtm</i> ,	<i>Gymnogynum</i> ,	<i>Psilotum</i> , Swz.	<i>Isoetes</i> , L.
Beauv.	Beauv.	<i>Bernhardia</i> , W.	

ORDER CCLXXXII. MARSILEACEJE.

THE PEPPERWORT TRIBE.

RHIZOCARPA, *Batsch, Tab. Aff.* (1802); *Agardh Aph.* 111. (1922).—RHTZOSPERMJE, *Roth, DC. FL FT.* 3. 577. (1815).—HYDROPTERIDES, *Willd. Sp. PL.* 5. 534. (1810).—MARSILEACEA, *R. Brown Prodr.* 166. (1810); *Grew Ft. Edinens.* xii. (1824)? *Ad. Brongn. in Diet. Class.* 10. 196. (1826; *DC. and Duby*, 542. (1828); *Martins, Ic. Pl. Crypt.* 121. (1834).

ESSENTIAL CHARACTER.—Creeping plants. *Leaves'* petioles and divided (or petioles destitute of lamina), rolled up in veneration. *Reproductive organs* enclosed in leathery involucre, and of two kinds, the one consisting of membranous sacs, containing a body or bodies, which germinate, the other of similar sacs, containing loose granules.— [*Stem and leafstalks filled with longitudinal cells. A central simple fascicle of vessels composed of scalariform ducts and prosenchyma, enclosing in the middle a quantity of elongated cells containing starch. Leaves with nerves, veins and stomates. Martius.*]

AFFINITIES. The tribe to which *Pilularia* and *Marsilea* belong consists of creeping plants, having the circinate veneration of Ferns, with their reproductive organs in close leathery cases, called involucre, springing either from the root, or from the petioles of the leaves. These involucre are separated internally by membranous partitions, and contain oval bodies of two kinds, one of which has been called anther, and the other capsule.

Beautiful figures of *Marsilea vestita* and *polycarpa* have been published by Hooker and Greville, at t. 159 and 160 of their noble *Icones Filicum*. From these it is clear that the involucre of the genus consists of an involute frond, of the same degree of analogy to the true frond as a carpellary leaf to a true leaf. It further appears that the reproductive bodies arise from the veins of this involute frond, and are therefore analogous, as to position, to the sori of Ferns. What the nature of these bodies may be, is not so obvious. They are represented as being of two kinds; the first, called the capsule (?), being an oval stalked case, having two integuments, of which the outer is reti-

culated and hyaline, the inner oval, white, and opaque, with an apiculate tubercle at its base, and containing corpuscles of two kinds, the one angular and very minute, the other much larger and roundish; the second, much smaller bodies, called the anthers (?), being little sacs filled with yellowish roundish granules, and attached by fours to the stalk of the capsule.

The structure of *Pilularia* is of an analogous kind. The exact nature of the parts called anthers is unknown; from the name that has been given them, it has been supposed that they were similar to the male apparatus of lowering plants; but this opinion is altogether gratuitous, and has not been taken from any direct evidence. It seems more probable that they are abortive sacs, analogous to the larger bodies. With regard to the latter, Brongniart has the following passage:—"Experiments made upon the germination of *Salvinia* and *Pilularia* have long since shewn that in these plants the larger pobules were true seeds; and analogy permitted us to entertain the same belief in regard to *Marsilea* and *Azolla*; but it remained to be proved that the other bodies were really male organs, the action of which is necessary to fertilise the seeds. This, Professor Savi, of Pisa, had appeared to have demonstrated. *Salvinia* grows abundantly near that city, and there was no difficulty in procuring fresh plants for the purpose of experiment. He put into different vessels, 1st, the seeds alone; 2d, the male globules alone; and 3d, both mixed. In the first two vessels nothing appeared; in the 3d, the seeds rose to the surface of the water and fully developed. But Duverney has since published a dissertation upon this plant, in which he states that, having repeated the experiments of Savi, he has not obtained the same results, and that the seeds, when separated from the supposed male organs, developed perfectly." I am not acquainted with the particulars of these experiments, nor do I know with what degree of care the exact mode of germination in *Salvinia* has been observed; but it appears more consonant to the analogical structure of other plants, particularly of Ferns and *Azolla*, to consider the larger bodies, called seeds by these observers, as thecae; in which I am the more confirmed, by finding it to be the view taken of their nature by Brown, Hooker and Greville.

GEOGRAPHY. All are inhabitants of ditches or inundated places, in various parts of the world. They do not appear to be affected by climate so much as by situation, whence they have been detected in various parts of Europe, Asia, Africa, and America; chiefly, however, in temperate latitudes.

PROPERTIES. Unknown.

GENERA.

Marsilea, L.
Pilularia, L.

ORDER CCLXXXIII. SALVINIACEJE.

^{SA}**SALVINIE.** *K.* *Just, in Mirb. Etim.* 853. (1815).—**SALVINIACE***, *Bartl. Ord. Nat.* 15. (1830); *Martius, Ic. Plant. Crypt.* 123. (1834).

ESSENTIAL CHARACTER.—*Stems* rooting and floating. *Leaves* sessile, entire, somewhat ovate, imbricated, usually, especially the upper ones, papillose. *Receptacles* globose, on root, of two forms, attached to the stem near the base of the leaves and the some of them valveless; some filled with angular corpuscles confusedly enclosed, and by others 1-celled, comprehending numerous small stalked many-sporid bags inserted on a central column or on a tubercle of the base. *Burtl.*

AFFINITIES. In *Salvinia* and *Azolla*, the only known genera of this order; the vegetation is that of Mosses, or of *Jungermannia*, but the organs of reproduction are quite different. The latter consist of two sorts of membranous bags, of which one contains bodies analogous to the larger bodies, or those of *Marsilea*, and the other what have been considered male organs. These, in *Salvinia*, have been described by Brongniart as spherical grains, attached by long stalks to a central column, and much smaller than what he calls the seeds: their surface is reticulated in a similar manner, and they only burst by the action of water. In *Azolla*, Ferdinand Bauer represents, and Brown describes, them as from 6 to 9 in number, angular and inserted upon a central body, occupying the upper half of the involucre, the lower being filled with a turbid fluid. If the real nature of these parts in *Pilularia* and *Marsilea* is involved in obscurity, that of the reproductive organs of *Salvinia* and *Azolla* is still more mysterious. Brown, who had good opportunities of studying *Azolla* in New Holland, with Ferdinand Bauer's acuteness and profound knowledge of structure to assist him, could arrive at no certain conclusion. Martius, in whose work on the Cryptogamic Plants of Brazil, *Azolla* is beautifully illustrated, is of opinion that there is no ground for considering one of the reproductive bodies male and the other female; on the contrary, he suspects that the so called male body is an organ intended for developing the rudiment of a new plant; *I.e.* 127. The involute vernation of the leaves of some of these plants and their involucre being formed out of the involute frond, as in *Ophioglossum*, indicate a close affinity to Ferns; but the habit of *Azolla* is rather that of some *Hepaticae*. *Marsileaceae* may be considered to occupy an intermediate position between these tribes. Authors have not stated whether ducts are to be found in *Pilularia*, *Salvinia*, and *Azolla*; they are present in abundance in *Marsilea*, where I have seen them; but they are so minute as to require to be magnified 200 times to be distinctly observed.

GENERA.

Salvinia, Guett.
Azolla, Lam.

ALLIANCE III. *MUSCALES*.

CELLULARES FOLIACEJE, *DC. Théor. Etim.* 249. (1819).—PSEUDOCOTYLEDONEJE, Class I. *Agardh. Aph.* 103. (1822).—HETERONEMEA, *Fries Syst. Orb. Veg.* 33. (1825) in part.—ACOTYLEDONES, Class 2. *Ad. Brongniart in Diet. Class.* 5. 159. (1824).—CRYPTOGAMIC[^], 2d Circle, *T. F. L. Neesv. Esenbeck and Ebermaier Handb. der Med. Bot.* 1. 18. (1830).

ESSENTIAL CHARACTER.—*Flowerless* plants, with a distinct stem having no vascular system, but frequently furnished with leaves; their *sporules* having a proper integument, and contained in distinct axillary, terminal, or superficial thecae. *Germinating processes* uniting into a heterogeneous body.

These are altogether intermediate between the two first and the fifth alliances, and are distinguishable essentially by their having a distinct axis of growth without any vascular system; they are connected with *Marsileaceae* by *Jungermannia*, and with *Lichens* by *Riccia* and *Marchantia*; to *Algae* the transition is by *Characeae*, which have the evascular axis of *Muscales*, with the habit and propagating matter of *Alga*,

ORDER CCLXXXIV. MUSCI, }
 or } THE Mqss TRIBE.
 BRYACEJ3. }

MUSCI, *Juss. Gen.* 10. (1789); *Hedwig Descr. et Adumh.* (1787-1797); *hridel Muscolcg. recentiorum* (1797-1803); *Hedw. Species Muscor. Frondos.* (1801); *Palisot Prodrome des 5 et 6 Fam. de VMtheogam.* (1805); *Bridel Suppl.* (1806-1819); *Weber Tabul. Muse. Frondos.* (1813); *DC. Fl. Fr.* 2. 438. (1815); *T. F. L. Nees de Muscor. Propag.* (1818); *Hooker and Taylor Muse. Brit.* (1818); *Hooker Musci Exotici* (1818-1820); *AgardkAphor.* 105. (1822); *Greville and Arnott in Wern. Trans.* 4. 139. §c. (1822); *Nees v. Esenbeck, Hornschuch, and Sturm, Bryolog. Germ.* (1823); *Grev. Fl. Edin.* xiii. (1824); *Ad. Brongn. in Diet. Class.* 11. 248. (1827); *Hooker. Brit.Fl.* 1. 459. (1830).

ESSENTIAL CHARACTER.—Erect or creeping, terrestrial or aquatic, cellular plants, having a distinct axis of growth, destitute of a vascular system, and covered with minute imbricated, entire, or serrated leaves. *Reproductive organs* of two kinds, viz. 1. *Axillary bodies*, cylindrical or fusiform stalked sacs, containing a multitude of spherical or oval particles, which are emitted upon the application of water; 2 *Thecæ*, hollow urn-like cases seated upon a seta or stalk, covered by a membranous calyptra, closed by a lid or operculum, within which are one or more rows of cellular rigid processes, called collectively the peristome, and separately teeth, which are always some multiple of four, and combined in various degrees; the centre of the theca is occupied by an axis or columella, and the space between it and the sides of the theca is filled with sporules. *Sporules* in germination protruding confervoid filaments, which afterwards ramify, and form an axis of growth at the point of the ramifications.

AFFINITIES. These little plants, which form one of the most interesting departments of Cryptogamic Botany, are distinctly separated from all the other tribes by the peculiar structure of their reproductive organs, in which they resemble no others, except Jungermanniaceæ, which, however, approach them in this respect more in appearance than in reality. In their organs of vegetation they are strikingly similar to many Lycopodiums, which are always to be known by their vascular axis. The reproductive organs have been described above as of two kinds. Those which are called AXILLARY BODIES have been supposed to be anthers; with how little reason will be clear from the following extract from Greville and Arnott's excellent memoir, published in the 4th volume of the *Transactions of the Wernerian Society*, to which I refer those who are desirous of minute information upon the structure and history of Mosses.

"What the organs really are, in the plants under review, which the accurate Hedwig so well figured and described under the name of stamens, we leave to others to decide; but we cannot help entering our protest against those bodies called Stamina and Pistilla (the young thecæ) being regarded in a similar light with the same organs in more perfect plants. 'Though/ says Sprengel, • I have formerly been a zealous advocate for Hedwig's *Theory of the fructification of Mosses*, it has nevertheless appeared to me an insurmountable objection, that the supposed anther can again produce buds and strike roots, which is certainly the case with regard to the disks of *Polytrichum commune*, *Arctamia fontana*, *Bryum palustre*, *undulatum*, *cuspidatum*, *punctatum*, and with those of *Tortula ruralis*. In *Bryum argenteum* we see the buds containing the supposed anthers constantly drop off, strike foot, and produce new Plants; this I have observed myself times out of number. Still more in point is the experiment first made by David Meese, of sowing the stellule of *Polytrichum commune*, containing merely club-shaped bodies, when he found that Plants came up, which in their turn produced fruit. Another excellent naturalist, *Arct. Font.* nas mac. e similar observations with regard to *Hypnum quarrosum* and *Bryum argenteum*.' He afterwards adds,—'It is more

probable, therefore, that these supposed anthers are mere gemmae, produced by the superabundance of the juices, and hence surrounded by succulent filaments.' "

It is not necessary to adopt the exact conclusion at which the learned botanist, whose opinions are thus quoted, arrived, to decide that these axillary bodies are not stamens. He has not expressed himself in regard to their nature very clearly, or perhaps he has been mistranslated; but this is of little consequence compared with the ascertained fact, that, be they what they may, they are not anthers. Fries also in his *Plants homoneme&*, 31. expresses himself thus,—*Musci sunt esexuales et in dicta organa masculina meras esse gemmas vix dubium videatur.* Nevertheless, in the face of this evidence, Adolphe Brongniart retains a belief in the sexuality of Mosses, and in the male functions of the axillary bodies; and he says, with justice, that it appears from Brown's mode of describing Mosses, that he entertains a similar opinion. It is to be hoped that these distinguished botanists will some day favour us with a statement of the evidence upon which their decision has been taken; for it is to be presumed that something beyond the conjectures advanced in the article *Mousses* in the *Dictionnaire Classique*, weighs down the positive testimony of those who have seen the germination of the powder in the axillary bodies. Whether or not they can be called gemmae, will depend upon the sense in which that term is employed. According to Unger (*Ann. des Sc. n. s. 2. 188.*), the supposed anthers of *Sphagnum* are filled with minute animalcules of the genus *Spirillum* or *Vibrio*.

With regard to the theca there is now no difference of opinion, either as to its containing sporules, or as to the general nature of its organisation. But I am not aware that any one has ever attempted to explain the analogy of its structure until I ventured to introduce the subject very briefly into my *Outline of the First Principles of Botany*. That perfect unity of design, which is visible in all parts of the vegetable creation, and the constant adherence to the construction of every organ of plants, except the stem, out of modified leaves, seemed to be deviated from in the Cryptogamic class generally, and in Mosses in particular. An uninitiated person, reading the definition of a genus of Mosses, might suppose that it was in that tribe that the approach to the animal creation, of which so much has been said, takes place. Unacquainted with the exact meaning of the Latin words employed by Bryologists, he might understand by the peristomium a jaw, by the calyptra a nightcap, and by the struma a kind of goitre; and when he saw that teeth belonged to this jaw, he would naturally conclude that it was really a vegeto-animal of which he was reading. Struck with the evident absurdity of giving such names to parts of plants, without at the same time explaining their real nature, I ventured to call the attention of naturalists to the subject by the following paragraph in the little book above referred to.

"539. The calyptra may be understood to be a convolute leaf; the operculum another; the peristomium one or more whorls of minute fiat leaves; and the theca itself to be the excavated distended apex of the stalk, the cellular substance of which separates in the form of sporules."

It is now time to shew upon what evidence and reasoning this hypothesis may be sustained. Every one agrees in describing the calyptra as a membrane arising from between the leaves and the base of the young theca, and as enveloping the latter, but having no organic connexion with it: when the stalk of the theca lengthens, no corresponding extension of the parts of the calyptra takes place; so that it must be either ruptured at its apex (as in *Jungermannia*), or at the base; and in the latter case it would necessarily be carried up upon the tip of the theca, which it originally enveloped. Now, what can be more reasonable than that such an organ, situated as I have de-

scribed it to be, should be one of the last f " ^ leaves of the axis which
 the theca terminates, bearing the same relation to the latter as the convolute
 bractea to the flower of ^ ^ 7 precisely still, as the ca-
 lyptriform bractea to tl the calyptra be anatomi-
 cally examined, especially in su... rtula and Dicranum, no
 difference in its tissue and that of the leaves will be observable; and that very
 common tendency to dehisc on one side only as the diameter of the theca
 increases, which characterises the dimidiate calyptra, may not unreasonably be
 understood to be the separation at the line where the margins of the supposed leaf
 united; in the mitriform calyptra this separation at a given line does not take place,
 and the consequence is an irregular laceration of its base. The analogy of the ca-
 lyptra being of this nature, the next inference would naturally be, that the part
 it contains corresponds with a flower-bud. Upon this supposition, the external
 series of parts belonging to this supposed bud would be the operculum; the ad-
 hesion of this to the theca, which would answer to the apex of the axis, or to
 the tube of the calyx of flowering plants, would be analogous to that which ob-
 tains in Eucalyptus, more exactly to that of Eschscholtzia; but it
 would remain to det how many parts, in a state of cohesion, it was
 made up. In the paragraph above quoted, it is stated to be one only; but I
 confess I have no better reason to offer for this than the absence of any trace
 of division upon its surface or in the substance of its tissue, and also perhaps
 the apparent identity of nature between it and the calyptra when both are
 young, in the Tortula and Dicranum genera already cited. With regard to
 the peristomium, I would beg attention to the following particulars:—The
 one or more whorls; they are evidently not

are in a constant and regular
 number in each genus, and that number necessarily some multiple of 4,
 as the floral leaves of flowering plants are wduwdy of 4, or 8 they have
 the power of contracting an adhesion influeach oth r by th contiguous
 they alter their position from
 being recurved with their points
 lowering plants; the teeth of
 of the outer, thus conform-



the inner peristomium often alternate with those eaves of flow 3ffiL its;
 ing to the law of alternation prevalent » « ^ J the leaves 5 S the con-
 and, finally, if we compare the various' states' oi to be s with the
 aphyllawii the teeth of Mosses. * " j f j * » « 0 The 5 S the con-
 great sinularity in the anatomical structure of TMTM. caly G, the per-
 derations which have led me to the conclusion, th f the and that the
 culum, and the teeth of Mosses, are all ^ f ^ than to a seed-vessel.
 theca is to be considered more analogous to a which occasionally chaes up
 With regard to the membrane, or ep.phragmas by the absolute cohe-
 the ori fi of the theca it may be considerd ^ ^ ulum of Eudeg mia is
 won of the leaves of the penstome, just as the OP ^ first, b c alym.
 formed by the cohesion of the petals; and this is conhmeh, and the fact
 Peres, in which the membrane ^ imately separates into ^ wtt enera as Pr ^ tri-
 that the horizontal membrane exists most ^ rfectly m such ^ S It now re ns
 chum and Lyellia, in which there is no distintenty with the theory that
 to explain Je internal structure of the theca j = TM m, and calyptra. I consider
 W been advanced of the peristomium, ° P e « £ u axis, the sporule. t 0 ^ a p ar-
 the thecato be merely the thickened a P « f th * lumella to be the unconverted
 tial dissolution of its cellular tissue, and the oo ; , " f ulanta frequen be-
 « » nre That the end of the axis of ^ of ^ of ^ S ^ o illust Vation
 comes much more incrassated than the theca of Mosses, r « , u. rest . um, Rubus,
 for those who are acquainted with the spongy » « ¥ * * £ £ K choltzia. or
 « » d Fragraria, the dUated disk of Ochna, the cunmis g ^ n " . J J j J . I TM j,
 Rosa, or Calycanthus, or, finally, the spadix of Arum.. That the tissue

frequently separated by nature for particular purposes, is proved by the production of pollen out of the cellular tissue of an anther, and by the general law of propagation that seems to prevail in flowerless plants, as Ferns, Lichens, Algae, and Fungi; the same phenomenon may be therefore expected in Mosses. That the columella should be left in this dissolution of the tissue might be expected, from its being a continuation of the seta or axis of development, the tissue of which is more compact, and of course liable to separation, than the looser tissue that surrounds it; this is analogous to the separation of the pollen from the connectivum of most plants, or from parts only of the anther of all those genera which, like *Viscum*, *Egiceras*, or *Rafflesia*, have what are called cellular anthers; and to the very common separation of the placenta, or a portion of it, from the disseminations, as in *Bignoniaceae*, *Ericaceae*, and many others. That it is presumptuous in me, who lay no claim to reputation as a Cryptogamic botanist, to offer any opinion upon plants I have only occasionally studied, I am fully sensible; but I hope for the indulgence of the skilful Cryptogamist, in consideration of this having been the first attempt to call his attention to the inquiry.

GEOGRAPHY. Mosses are found in all parts of the world where the atmosphere is humid: but they are far more common in temperate climates than in the tropics. They are among the first vegetables that clothe the soil with verdure in newly-formed countries, and they are the last that disappear when the atmosphere ceases to be capable of nourishing vegetation. The first green crust upon the cinders of Ascension was minute Mosses, they form more than a quarter of the whole Flora of Melville Island, and the black and lifeless soil of New South Shetland is covered with specks of Mosses struggling for existence. How they find their way to such places, and under what laws they are created, are mysteries that human ingenuity has not yet succeeded in unveiling. About 800 species are known.

PROPERTIES. The slight astringency of *Folytrichum* and others caused them to be formerly employed in medicine, but they are now disused. In the economy of man they perform but an insignificant part; but in the economy of nature, how vast an end!

For the following list of genera I am indebted to the kindness of Dr. Hooker:—

GENERA.

§ 1. BRYACEJE, Hook.	Hymenostomum, Brid.	Cedopodium, Schw.	¶ 7. WEISSIEJE, Brid.
{ <i>Seta terminalis</i> .)			Weissia, Hedw.
% 1. SPHAGNEJE, Brid.	¶ 4. GRIMMIEJE, Arn.	¶ 6. ORTHOTRICHEA, Arn.	<i>Coscinodon</i> , Spreng.
Sphagnum, L.	Grimmia, Hedw.	Orthotrichum, Hedw.	<i>Oreas</i> , Brid.
If 2. PHASCOIDEJE, Arn.	<i>Schistidium</i> , Brid.	Ulota, Mohr.	<i>Discelium</i> , Brid.
Phascum, L.	<i>Helicophyllum</i> , Brid.	<i>Brachypodium</i> , Brid.	<i>Catoscopium</i> , Brid.
<i>Physidium</i> , Brid.	<i>Hydropogon</i> , Brid.	Macromitrium, Brid.	<i>Didymodon</i> , Schw.
<i>Pleuridium</i> , Brid.	<i>Dryptodon</i> , Brid.	<i>Leiotheca</i> , Brid.	<i>Ceratodon</i> , Brid.
<i>Archidium</i> , Brid.	Scouleria, Hook.	Schlotheimia, Brid.	<i>Piloligogon</i> , Brid.
<i>Voitia</i> , Hornsch.	<i>Triehostomum</i> , Hedw.	<i>Syrrhopodon</i> , Schw.	<i>Plaubelia</i> , Brid.
<i>Bruchea</i> , Nestl.	<i>Racomitrium</i> , Brid.	<i>Trachymitrium</i> , Hedw.	¶ 8. DICRANEJE, Arn.
<i>Saproma</i> , Brid.	? <i>Olomitrium</i> , Brid.		<i>Dicranum</i> , Hedw.
If 3. GYMNOSTOMEJE, Arn.	<i>Leucoloma</i> , Brid.	<i>Calymperes</i> , Sw.	<i>Orthotheca</i> , Brid.
<i>Gymnostomum</i> , Hedw.	<i>Cinclidotus</i> , Beauv.	<i>Octoblepharum</i> , Hedw.	<i>Oncophorus</i> , Brid.
<i>Hyophila</i> , Brid.	¶ 5. SPLACHNETE, Arn.		<i>Trematodon</i> , Mich.
<i>Hymenostylium</i> , Brid.	<i>Splachnum</i> , L.	<i>Leu'O}shanes</i> , Brid.	<i>Campylopus</i> , Brid.
<i>Rötleria</i> , Brid.	<i>Aplodon</i> , Br.	<i>Glyphomitrium</i> , Brid.	<i>Thysanomitrium</i> , Schw.
<i>Entosthymenium</i> , Brid.	<i>Systylium</i> , Hornsch.	<i>Drummondia</i> , Hook.	
<i>Pyramidium</i> , Brid.	<i>Tayloria</i> , Hook.	<i>Zygodon</i> , Hooker et Tayl.	¶ 9. TORTULEJE, Hook.
<i>Pyramidula</i> , Brid.	<i>Orthodon</i> , Bory.	<i>Codonoblepharum</i> , Schw.	<i>Tortula</i> , Hedw.
	<i>Cyrtodon</i> , Br.		<i>Barbula</i> , Hedw.
	<i>Eremodon</i> , Brid.	? <i>Tetraphis</i> , Hedw.	<i>Syntrichia</i> , Hedw.
	<i>Dissodon</i> , Grew et Arn.	<i>Tetrodontium</i> , Schw.	<i>Zygotrichia</i> , Brid.
			<i>Desmatodon</i> , Brid.

- | | | | |
|--|---------------------------------------|---|----------------------------------|
| Encalypta! Hedw. | Aulacomnion, Schw. | Fissidens, Hedw. | <i>Pterigophyllum</i> ,
Brid. |
| It 10. BRYEJE, Am. | <i>Gymnocephalus</i> ,
Schw. | <i>Ododiceras</i> , Brid. | <i>Distichia</i> pars, Brid. |
| Bryum, L. et Hook. | Funaria, L. | <i>Skitophyllum</i> MW-
§ 2. HYPNACE^Hookj | Hypopterygium, Brid. |
| <i>Webera</i> , Hedw. | Entosthodon, Schw. | <i>Seta lateralis</i> .) | <i>Cyathophorum</i> ,
Beauv. |
| <i>Pohlia</i> , Hedw. | fl H.BARTRAMIEJE,
Schw. | If I.HYPNEJE, Arn. | Anomodon, Hook, ct
Tayl. |
| <i>Macranthenium</i> ,
Brid. | Bartramia, J^edw. | † <i>Peristomium duplex</i> . | <i>Antitrichia</i> , Brid. |
| <i>Hemisynapsium</i> ,
Brid. | <i>Philonotis</i> , Brid. | Hypnum, L. | <i>Isothedi</i> pars, Brid. |
| <i>Cladodium</i> , Brid. | <i>Plagiopus</i> , Brid. | <i>Stercodon</i> , Brid. | Actinodontium, Schw. |
| <i>Orthodontium</i> , Schw. | Glyphocarpus, Brid. | <i>Pylawea</i> , La Pyl. | Astrodonium, Schw. |
| <i>Peromnion</i> , Schw. | Conostomura, Sw. | <i>Isothecium</i> , Brid. | ffPer^owiMm du-
plex. |
| <i>Macrothecium</i> , Brid. | Cryptopodium, Brid. | <i>Omalia</i> , Brid.* | Fabronia, Raddi. |
| Cynodontium, Hedw. | ? Spiridens, Nees. | ? <i>Haplohymenium</i> ,
Schw. | <i>Leptoilon</i> , Web. |
| <i>Azelia</i> , Ehrh. | fl 12. POLYTRICH^JE,
Am. | <i>Racopilum</i> , Brid. | <i>Cleistustoma</i> , Brid. |
| <i>Cynodon</i> , Brid. | Polytrichum, L. | <i>Leskea</i> , Hedw. | <i>Pterigynandrum</i> ,
Hedw. |
| <i>Ptychostomum</i> , Nees
et Horn. | <i>Catnarinia</i> , Ehrh. | <i>Helicodontium</i> ,
Schw. | <i>Phyllogonium</i> , Brid. |
| <i>Leptostomum</i> , L. | <i>Pogonatum</i> , Beauv. | <i>Climacium</i> , Web. et
Mohr. | Laitll, Beauv. |
| <i>Brachymenium</i> , Hook. | <i>Prilopilum</i> , Brid. | † <i>Macromia</i> , Hedw. | Campylodontium,
Schw. |
| Leptotheca, Schw. | Lyellia, Br. | <i>Anacamptodon</i> , Bnd,
Schw. | Leucodon, Schw. |
| Cinclidium, Sw. | Dawsonia, Br. | <i>Leptohymenium</i> ,
Schw. | Sclerodontium, Schw. |
| Minum, L. | If 13. BUXBAUMIEJS,
Am. | <i>Regmatodon</i> , Schw. | Dicnemon, Schw. |
| Arrhenopterum,
Hedw. | Buxbaumia, L. | <i>Lepidopilum</i> , Brid. | fffPeristomium
nullum. |
| Meesia, Hedw. | <i>Diphyscium</i> , Web. et
Mohr. | Daltonia, Hook. | Anaectangium, Hedw. |
| Diplocomium, Web. et
Mohr. | f 14.* <i>Fissidens</i> , Brid. | <i>Cryphaa</i> , Mohr. | fl 2. FONTINALIEA,
Brid. |
| Timmia, Hedw. | Schistostega, Web. et
Mohr. | <i>Esenbeckia</i> , Brid. | Fontinalis, L. |
| <i>Grevillea</i> , Beck. | Drepanophyllum,
Ric ^h . | Hookeria, Sm. | |
| Acidodontium, Schw. | | <i>Chatophora</i> , Brid. | |
| Paludella, Brid. | | | |

OBDEE CCLXXXV. ANDR^ACEIE.

ANDRÆA, Schwægt. Bridel.—ANDRÆACEÆ, Nicus Pl. 24. (1833).

plants, with imb ribbed or rib-
leaves. Them with a calyptra, seated on a leahy apophysis, ^{tp} longitudinally
into four equal valves whose su bound together by the persistent oper.
culum. *Peristome* 0. Spores a columella.

AFFINITIES. Linnaeus considered the only genus of v this order
consists, the same as Jungermannia; more recent observers withdrawn
it to associate with Mosses. It hardly howe ver belongs more to the one than
the other; if it agrees with Mosses in having a calyptra and operculum, it
disagrees in having a valvular theca; and * it * ^ > ^ ^ 7 ^ 0 Mnwlo-
in the latter circumstance, it differs from them in the JTM . . . ed
gist seems to know what to do with the genus, which appears best piac
as the type of a distinct natural order.

GENUS.

Andraca, Ehr.

ORDER CCLXXXVL JUNGERMANNIACEJE-

HEPATICARUM, § § Jungcrmanniaceae et Lejeuniaceae, *Dumort. comment. Botan.* 112. (1822).—JUNGERMANNIACEJE et ANTHOCERINK[^], *Id. Syllog. Jungerm.* 6. (1831).—HEPATICARUM § of most other Authors.—JUNGERMANNIACEVK, *Nixus PL* 24. (1833).—*Nees w. Esenb. Naturgeschichte der Europa>ischen Leberntoose*, vol. 1. (1833).

ESSENTIAL CHARACTER.—Creeping moss-like plants, either with imbricated very cellular leaves surrounding a central axis, or with the leaves and axis all fused into one common leafy expansion. *Thecc* without an operculum, 4-parted, or 2-4-valved, with or without a central columella. *Spores* mixed with elaters.

AFFINITIES. It seems to me that the §§, as they are usually considered, of Hepaticae, in which the theca separates into valves, ought to be considered a distinct order from such plants as *Marchantia* and *Riccia*. The latter approach very nearly to Lichens and Algae; but the former, that is to say the cupsuiar Hepaticse, are little more than a slight deviation from the type of Mosses, agreeing with those plants even in the presence of a calyptra, only not having the power of carrying it up on the theca. The arrangement of the Muscal alliance would then be as stated in my *Nixus* and *Key*, viz.

Bryaceas, or Musci. Theca valveless with an operculum.
 Andraeaceae. Theca opening by valves and having an operculum.
 Jungermanniaceae. Theca opening by valves, without an operculum.
 Marchantiaceae, or Hepaticae. Theca with neither valves nor operculum.

As, however, this is not the view taken of the subject by those botanists who have paid the most attention to Hepaticae, I shall content myself with the foregoing observations, and give a view of the genera of Jungermanniaceae under the next order, of which they constitute the first, second, and third tribes.

ORDER CCLXXXVII. HEPATICI^E, 1 ^ T
 or THE LIVER-WORT
 MARCHANTIACEJE. J TRIBE,

HEPATIC[^]; *JUSS. Gen.* 7. (1789); *DC. Ft. Fr.* 2. 415. (1815); *Agardh Aph.* 104. (1822); *Grwille Flora Edin.* xv. (1824); *Fie in Diet, Class.* 8. 131. (1825).—*Nees ab Esenb. in Martins, Fl. Brns.* 1. 295. (1833); *Hooker's British Flora*, vol. 2. p. 97. (1833); *Bischoff de Hepaticis in Act, Acad. Nat. Cur. xvii. pars 2.* (1836); *Ann. des Sc.* 2. *?r. 4. 309. (1836).

ESSENTIAL CHARACTER.—Plants growing on the earth or trees in damp places, composed entirely of cellular tissue, emitting roots from their under-side, and consisting of an axis or *stem*, which is leafless, and bordered by a membranous expansion; such expansions sometimes unite at their margins, so as to form a broad lobed thallus. *Reproductive organs* consisting either of a peltate stalked receptacle, bearing thecege on its under surface; or of sessile naked thecae, either immersed or superficial. Besides these there are in *Marchantia*, "peltate receptacles, plane on the upper surface, and having oblong bodies imbedded in the disk;" and also "little open cups, sessile on the upper surface, and containing minute green bodies (gemmae) which have the same power of producing new plants, as sporules *;" and in *Anthoceros*, "small cup-shaped receptacles, containing minute, spherical, pedunculated, reticulated bodies."

AFFINITIES. I stated in the last order that contrary to my own opinion, I should here speak of the various forms of Hepaticae as if they really did all belong to the same order.

The structure of the reproductive organs of this order is so exceedingly variable that no common character seems deducible from them; nor has it been found possible either to determine what analogy exists between the organs, or even to decide what their respective functions *ire*. What are here called the thecae are considered to be the cases of the sporules, properly so called, but the other bodies are of a more doubtful kind. Those who have sought for sexual organs in Cryptogamous plants have naturally taken the imbedded oblong bodies of Marchantia, and the pedunculated reticulated ones of Jungennannia, for anthers; but Hooker, in his beautiful *Monograph* of the latter genus, and also in his *British Flora*, (p. 459.) is evidently unsatisfied as to their nature. Greville, in the *Flora Edinensis*, is clearly in a similar state of uncertainty; and Agardh admits nothing more in them than a resemblance to male organs, adopting the opinion that they are a particular form of gemmules. Mirbel considers the cups or baskets of Marchantia to be filled with little buds, and the peltate receptacles to be male flowers, while the stalked receptacles are masses of pistils. See his most admirable Memoir, j-t. 6 et 7. The bodies lying in the cup-shaped receptacles of Anthoceros have been said to be anthers, but upon no good evidence. In Jungermannia there is a third kind of reproductive matter, consisting of heaped clusters of little amorphous bodies, growing from the surface of the leaves, and called gemmae.

The most remarkable point of structure in Hepaticae is the spiral filament, as it is called, lying among the sporules within the theca. This consists of a single fibre, or of two, twisted spirally in different directions, so as to cross each other, and contained within a very delicate, transparent, perishable tube. They have a strong elastic force, and have been supposed to be destined to aid in the dispersion of the sporules,—a most inadequate end for so curious and unusual an apparatus. It is more probable that they are destined to fulfil in the economy of these plants, some function of which we have no knowledge. Hepaticae are intermediate between Mosses and Lichens, agreeing with the former in the presence of a distinct axis of growth. *F6e* says they have no calyptra, which must have been an oversight. They differ from fosses in the want of an operculum, by which Andraea, which forms the link between Hepaticae and Mosses, is usually referred to the latter. Lichens are distinguished by their want of a distinct axis of growth, by their texture and colour, never assuming the rich lucid green of Hepatic*, and by their sporules not being contained in distinct thecae, but lying in membranous tubes or asci in the substance of the thallus. Riccia and Endocarpus form the connexion between them.

The germination of this order takes place by an universal increase and enlargement of the spore, which becomes lobed as it were by the swelling of the cellules, and afterwards nourished by the emission of a radicular fibre, the original development of Ferns and Hepaticae is much the same. *FL Bras.* 1. 299.

GEOGRAPHY. Natives of damp shady places in all climates; two were found in Melville Island. The only atmospheric condition to which they cannot submit is excessive dryness; thus of the 237 species enumerated by Prægel, 6 only are found in Africa, while 50 are cited from Java alone. 1 in the *PROPERTIES*. Nothing is known of them. De Candolle thinks it probable that the larger kinds will be found to resemble foliaceous Lichens in their qualities. A few are slightly fragrant.

The following list was kindly furnished by Professor Nces von Esenbeck, December 1, 1835.

GENERA.

- THb. 1. JUNGERMANNIEJE, N. ab £.
 *A. Succubae.
 Sub-Trib. 1. GYMNOMITRIA, N. ab E.
 Schisma, Dumort.
 Haplomitrium, N. ab E.
 Mniopsis, Dumort.
 Gymnomitrium, Corda.
 Acolea, Dumort.
 Sarcoscyphus, Corda.
 Marsupia, Dumort.
 Sub-Trib. 2. JUNGERMANNIJE PROPRIJE.
 Alicularia, Corda. Dumort.
 Jungermannia, N. ab E.
 Plagiochila, N. ab E. (91)
 Radula § Plagiochila, Dumort.
 Radula § Scapania, Dumort.
 Candollea, Raddi.
 Jung, asp I. § 1. N. ab E. leberm. J.
 Lophocolea, N. ab E.
 Jungerm. § 8. Lophocolea, Dumort.
 Harpanthus, N. ab E.
 Chiloscaphus, Corda.
 Gymnoscyphus, Corda.
 Sub-Trib. 3. GEOCALYCEJB, N. ab E.
 Sarcogyna, Dumort.
 Syckorea, Corda.
 Geocalyx, N. ab E.
 Calypogia, Dumort.
 Gongylanthus, N. ab E.
 Calypogeiee sp. Raddi.
 *B. Incubae.
 Sub-Trib. 4. TRICHOMANIDEJE, N. ab E.
 Calypogia, N. ab E.
 Cindnnulus, Dumort.
 Sub-Trib. 5. FLAGELLIFEIUE, N. ab E.
 Herpetium, N. ab E.
 Pleuroschisma sp. Dumort.
 Sub-Trib. 6. PTILIDIA, N. ab E. Anthoceros, L.
 Mastigophora, N. ab E.
 Ptilidium, N. ab E.
 Jung. § Blepharoziafiumort.
 Tricholea, Dumort.
 Sub-Trib. 7. JUBULEJE, N. ab E.
 Radula, N. ab E.
 Jubula, Dumort.
 Phragmicoma, Dumort.
 Lejeunia, Lib.
 Madoiheca, Dumort.
 *C. Frondescentes.
 Sub-Trib. 8. CODONIEJE, Dumort.
 Codonia, Dumort.
 Sub-Trib. 9. DIPLOUENE^S, N. ab E.
 Diplolaena, Dumort.
 Diplomitrium, Corda.
 Cordaea, N. ab E.
 Blasia, L.
 Sub-Trib. 10. HAPLOWENEJE, N. ab E.
 Symphyogyna, N. et M. (92)
 Pellia, Raddi.
 Scopulina, Dumort.
 Metzgeria, Raddi.
 Fasdola, Dumort.
 Echinogyna, Dumort.
 Echinomitrium, Corda.
 Aneura, Dumort.
 Römeria, Raddi.
 Metzgeria, Corda.
 Sarcomitrium, Corda.
 Trib. 2. MONOCLEJE^N. ab E.*
 Calobryum, N. ab E.
 Monoclea Blumii. Hep. jav.
 Monoclea, Hook.
 ? Trichostylium, Corda.
 Trib. 3. ANTHOCEROTEJE, N. ab E.
 Trib. 4. MARCHANTIETE, N. ab E.
 Sub-Trib. 1. MARCHANTIE^ PROPRI*:.
 Lunularia, Raddi.
 Staurophora, W.
 Marchantia, Corda.
 Chlamidium, Corda.
 Preissia, Corda.
 Chomiocarpus, Corda.
 Grimaldia, Raddi.
 Duvalia, N. ab E.
 Syndonisce, Corda.
 Rhakiokarpus, Corda.
 Pleurochiton, Corda.
 Otiona, Corda.
 Plasioclasma, L. et L.
 Reñouillia, Raddi.
 Achiton, Corda.
 Mesoregma, Corda.
 Hypenantron, Corda. (93)
 Fimbriaria, N. ab E.
 Dictyochiton, Corda.
 Dumortiera, N. ab E.
 Fegatella, Raddi.
 Conocephalus, Dumort.
 Sub-Trib. 2. TARGIONIEJE, N. ab E.
 Targionia, Michel. (94)
 Cyathodium, Kze. et L.
 Trib. 4. RICCIEJJ, N. ab E.
 Sedgwickia, fiowd.
 Corsinia, Raddi.
 *GuentheHa, Trev.
 Brissocarpus, Bisch.
 Oxymitra, Bisch.
 Rapinia, Corda.
 Sphaerocarpus, Mich.
 Riccia, L.
 Ricciella, Braun.
 Lemna, Raf.
 Ricciocarpus, Corda.
 Salviniella, Hueben.

ALLIANCE IV. CHARALES.

ESSENTIAL CHARACTER.—Vascular system wholly wanting. Germinating processes uniting into a heterogeneous body. Reproductive organs axillary globules. Tissue tubular.

* Per Monodeas Hepaticae ad Podostemeas accedunt, Blandovia Podostemeis conjungenda est. N. ab E.

ORDER CCLXXXVIII. CHARACEÆ. THE CHARA TRIBE.

CHARACEÆ, *Rich et Kunth in Humb. et Bonpl. N. G. PL* 1. 45. (1815); *A. Brong. in Diet. Class.* 3. 474. (1823); *Grev. Fl. Edin.* xvii. (1824); *DC. and Duby*, 533. (1828); *Hooker Brit. FL* 459. (1830).

ESSENTIAL CHARACTER.—Plants composed of an axis, consisting of parallel tubes, which are either transparent or encrusted with carbonate of lime, and of regular whorls of tubes, which may be either considered as leaves or branches. Organs of reproduction, round succulent *globules*, containing filaments and fluid; and axillary *nucules*, formed of a few short tubes, twisted spirally around a centre, which has the power of germinating.

AFFINITIES. The two genera of which this little order is composed are among the most obscure of the vegetable kingdom, in regard to the nature of their reproductive organs; and accordingly we find them, under the common name of Chara, placed by Linnaeus among Cryptogamous plants near lichens; then referred by the same author to Phaenogamous plants, in Monoecia Monandria; retained by Jussieu and De Candolle among Naiades, by Brown at the end of Hydrocharaceae, and by Leman in Halorageae; referred to Conferva by Von Martius, Agardh, and Wallroth; and finally admitted as a distinct order, upon the proposition of Richard, by Kunth, De Landolle, Adolphe Brongniart, Greville, Hooker, and others. Such being the uncertainty about the place of these plants, it will be useful to give rather a detailed account of their structure, in which I avail myself chiefly of Ad. Brongniart's remarks in the place above referred to, and of Agardh's observations in the *Ann. des Sciences*, 4. 61. I have not seen Professor Nees v. Senbeck's monograph of Characeae in the *Transactions of the Ratisbon Society*, quoted by the latter author.

Characeae are aquatic plants, found in stagnant fresh or salt water; always submersed, giving out a fetid odour, and having a dull greenish colour. Their stems are regularly branched, brittle, and surrounded here and there by whorls of smaller branches. In *Nitella* the stem consists of a single transparent tube with transverse partitions, and, as Agardh remarks, so like the tubes of some Algae, as to offer a strong proof of the affinity of the orders. In Chara, properly so called, there is, in addition to this tube, many other external ones, much smaller, which only cease to cover the central tube towards the extremities. In the axillae of the uppermost whorls of these whorlets the organs of reproduction take their origin; they are of two kinds, one called the nucule, the other the globule; the former has been supposed to be the pistillum, the latter the anther.

The nucule is described by Greville as being "sessile, oval, solitary spirally striated, having a membranous covering, and the summit indistinctly cleft into 5 segments; the interior is filled with minute spores." *Fl. Brongniart* describes it thus:—"Capsule unilocular, monospermous; pericarp composed of two envelopes: the outer membranous, transparent, very thin, terminated at the upper end by 5 spreading teeth; the inner hard, dry, formed of 5 narrow valves, twisted spirally." *Diet. Class.* 1. c. He expresses his opinion of the nucule containing but one germinating body upon the experiments of Vaucher, of Geneva, who ascertained that if ripe nucules of Chara, which have fallen naturally in the autumn, are kept through the winter in water, they will germinate about the end of April; at that time a protuberance issues from the upper end between the 5 valves, and gradually swells into one whorl of branches, which produce a second. Below these whorls the stem swells, and little tufts of roots are emitted. The nucules are for the most part of the stem even when the latter has

itself begun to fructify. Hence it is reasonable to conclude that the nuculi is really monospermous. Brongniart remarks, that it is true, when a fresh nucule of *Chara* is cut across, an infinite number of little white grains are squeezed out; but if these were really all reproductive particles, how would they ever find their way out of the nucule, which is indehiscent? he considers them rather of the nature of albumen. And he is the more confirmed in his opinion, because in *Pilularia*, the thecae of which also contain many similar grains, but one plant is produced by each theca. Finally, Amici, has described (*Ann. des Sc.* 2.) the nucule in another way. He admits it to be monospermous, but he considers the points of the 5 valves to be stigmata, and the valves themselves to be at once pericarp and style. It is not worth entering into any discussion upon the reasonableness of such a supposition, JIS it is not likely to find any advocates among botanists; but I may observe, that Amici's observations seem to shew that the 5 valves of the nucule, as they are called, are a verticillus of leaves, straight at first, and twisted afterwards; and that the nucule itself is, therefore, analogous to the bud of flowering plants.

The globule is described by Greville as "a minute round body, of a reddish colour, composed externally of a number of triangular (always?) scales, which separate and produce its dehiscence. The interior is filled with a mass of elastic transversely undulate filaments. The scales are composed of radiating hollow tubes, partly filled with minute coloured spherical granules, which freely escape from the tubes when injured." Vaucher describes them as "tubercles formed externally of a reticulated transparent membrane, containing, in the midst of a mucilaginous fluid, certain white articulated transparent filaments, and some other cylindrical bodies, closed at one end, and appearing to open at the other. These latter are filled with the red matter to which the tubercles owe their colour, and which disappears readily and long before the maturity of the nucule." The account of the globule by Agardh is at variance with both these. "Their surface," he remarks, "is hyaline, or colourless; under this membrane is observed a red and reticulated or cellular globe, which has not, however, always such an appearance; often, instead of this reticulated aspect, the globe is colourless, but marked by rosettes or stars, the rays of which are red or lanceolate. In the figures given by authors, one finds sometimes one of these forms, sometimes the other. I have myself found them both on the same species; and I am disposed to believe that the last state is the true kernel of the globule, concealed under the reticulated scale. (When the globule is very ripe, one may often succeed, by means of a slight degree of pressure, in separating it into several valves, as is very well shewn in Wallroth's figures, tab. 2. f. 3. and tab. 5. These valves are rayed, and no doubt answer to the stars, of which mention has been made.) The kernel contains some very singular filaments; they are simple (I once thought I saw them forked), curved and interlaced, transparent and colourless, with transverse striae, parallel and closely packed, as in an *Oscillatoria* or *Nostoc*; but what is very remarkable, they are attached, several together, to a particular organ formed like a bell, which is itself also colourless, but filled with a red pigment. This bell, to the base of which on the outside they are fixed, differs a little in form in different species. It is slender and long in *Chara vulgaris*, thicker in *C. firma*, shorter in *C. delicatula*, and shorter still in *C. collabens*. I have not succeeded in determining the exact position of these bells in the kernel. I have often thought they were the same thing as the rays of the rosettes or stars upon the globule above mentioned; whence it would follow that they are placed near the surface, while the filaments have a direction towards the centre. The bells are not numerous; they often separate from the filaments, and readily part with their pigment, which renders it **diffi-**

colt to observe them, and has caused them to be overlooked." That these globules, whatever their nature may be, have no sort of analogy in structure with anthers, is clear from these descriptions, whichever may be eventually admitted. Wallroth, indeed, says he has sown them, and that they have germinated; but this observation requires to be verified.

It does not appear from the preceding descriptions, Chara has a marked affinity to any other plants. I incline to the opinion of those who consider it near Confervas, chiefly on account of the organisation of the stem; for it does not seem that the reproductive organs of flowerless plants are of the same degree of importance in deciding affinities as the fructification of flowering plants. Its total want of vascular system renders it impossible to adopt the opinion of those who would place it near Ferns next to Marsileaceae, and the regularity with which all the parts are formed round a common axis renders it equally impossible to refer it absolutely to the leafless orders. I therefore place it on the limits of the latter.

There are two other points deserving of attention in Characeae: 1st, the calcareous incrustation of some species; and 2dly, the visible and rapid motion of the sap in the articulation of the stem.

Of the two genera, Nitella is transparent and free from all foreign matter; but Chara contains, on the outside of its central tube, a thick layer of calcareous matter, which renders it opaque. This incrustation appears, from the observations of Greville (*Fl. Edin.* 281), not to be a deposit upon the outside, and of an adventitious nature, but the result of some peculiar economy in the plant itself; and according to Brewster, it is analogous to the siliceous deposit in Equisetum, exhibiting similar phenomena.

Whatever is known of the motions of the fluids of vegetables has been necessarily a matter of inference, rather than the result of direct observation. For who could ever actually see the sap of plants move in the vessels destined to its conveyance? It is true that it was known to botanists that a certain Abbe Corti of Lucca, had, in 1774, published some remarkable observations upon the circulation of fluid in some aquatic plants, and that the accuracy of this statement had been confirmed by Treviranus so long ago. The fact does not seem to have attracted general attention until the publication, by Amici, the celebrated professor at Modena, of a memoir in the 18th volume of the *Transactions of the Italian Society*, which was succeeded by another in the 19th. From all these observers it appears, that if the stems of transparent species of Chara, or of any opaque one, the stem of which is removed; are examined with a good microscope, a distinct current will be seen to take place in every tube of which the plant is composed, moving from the base to the apex of the tubes, and returning at the rate of about two lines per-minute (*v. Ann. des Sc.* 2. 51. note 9); and that, if destroyed by the application of a few drops of brandy, by pressure, or by any laceration of the tube, this is the nature of the singular phenomenon that is to be seen in Characeae. Those who become acquainted with the details of Amici's observations will find his paper published in the *Memorie di Chimie*, 13. 384, and his second in the *Ann. des Sc.* 2. 41.; that of Treviranus is to be found in the later work of J. O. according to the last-named author, these facts lead to the conclusion that there is a primitive vitality in amorphous organic matter, which is antecedent to the formation of all organic beings, and is in its turn produced by them, to serve, according to circumstances, either for the support or enjoyment of the individual, or for the production of a new form. This vitality is manifested in movements which may appear to take place without any direct cause, but which are differently modified according to the circumstances of the organic bodies in all which seems to show that the vital principle is originally

susceptible of a variety of modifications, without having occasion for the assistance of organs of various forms or structure. The observations made upon Chara circulation by the foregoing authors have been much extended by the careful enquiries of Messrs. Solly, Slack, and Varley, whose remarks are to be found in the Transactions of the Society of Arts, *vol. 49. p. 177.* and *vol. 50. p. 171.*

GEOGRAPHY. The creation of plants of this order would appear to have been of a very recent date, compared with that of Ferns and Palms, or even Algae, if we are to judge by their fossil remains, which are found for the first time in the lower fresh-water formation, along with numerous Dicotyledonous plants resembling those of our own times. In the recent Flora of the world they make their appearance every where in stagnant waters, in Europe, Asia, and Africa, in North and South America, in New Holland, and in either India.. They are*most common in temperate countries.

PROPERTIES. Unknown.

GENERA.

Chara, L.
Nitella, Ag,

ALLIANCE V. FUNGALES.

ACOTYLEDONEJE, *Agardh Aph.12.* (1821).—HOMONEMEA, *Fries. Syst. Orb. Veg.* 33. (1825).
—ACOTYLEDONES, Class I. *Ad. Brong. in Diet. Class.* (1824).—CRYPTOGAMICJS,
3d Circle, *T. F. L. Nees v. Esenbeck undEbermaier Handb. der Med. Bot.* 1.18. (1830).
—APHYLLJE, or LEAFLESS FLOWERLESS PLANTS, *Ed. Pr.*

ESSENTIAL CHARACTER.—Flowerless leafless plants, destitute of vascular tissue, with no distinct axis of growth. *Sporules* simple and lying naked in the substance of the plant. *Germinating processes* either wholly distinct or confluent in a homogeneous body.

In this place we have arrived at the limits which separate the vegetable from the animal kingdom. We have not only passed beyond the dominion of the sexes, but we have no longer any trace, however ambiguous, of more than one form of reproductive matter. It is even uncertain whether this matter will reproduce its like, and whether it is not a mere representation of the vital principle of vegetation, capable of being called into action either as a Fungus, an Alga, or a Lichen, according to the particular conditions of heat, light, moisture, and medium, in which it is placed; producing Fungi upon dead or putrid organic beings; Lichens upon living vegetables, earth, or stones : and Algae where water is the medium in which it is developed. Kutzing, (*Ann. des Sc. n. s. vol. 2. p. 225.*), endeavours to maintain the following propositions connected with the subject; 1st, the formation of organic matter can only take place by means of the previously dissolved elements of other organic principles; 2d, simple globules, such as Cryptococcus, Palmella, and Protococcus, can give birth to different formations according to the influence of light, air, and temperature ; 3d, we must regard all the forms of lower Alga as vegetations of a very simple structure, and distinguish them from each other, notwithstanding that in certain circumstances they may raise themselves to vegetations of a higher form; for in other circumstances they can exist and multiply independently; 4th, the same superior formation may be produced by primitive formations of altogether different kinds.

The nearest approach to animals is in the tribes of Algae called Arthrodie*

and ChaodinejB, where it is perhaps impossible to decide whether some of the species are not actually animalcules.

It is not easy to settle the limits of the orders of this part of vegetation. Linnaeus and Jussieu had but two divisions, viz., Algae, including Lichens and Fungi; and they have been followed by some modern botanists, particularly Fries and Wahlenberg. Others have been satisfied with separating the Lichens from Algae, which, indeed, was virtually done by most of those who acknowledged but two divisions; and with admitting three equally distinct groups, some, on the contrary, have sought to multiply the orders, as De Candolle and others, by introducing a tribe called Hypoxyla; Greville by adopting the latter, Gastromyci, Byssoidae, and Epiphytae, and proposing a new group under the name of Chaetophoroideae; and finally, Adolphe Brongniart, who carries the number of groups in this division of Acotyledones as far as 12, viz. Lichens, Hypoxyla, Fungi, Lycoperdaceae, Mucedinese, Uredinea?, Fucaceae, Ulvaceae, Ceramiaceae, Confervae, Chaodineae, and Arthrodiaceae; part of which have originated with himself, and others with Bory de St. Vincent. I think, however, in the present state of our knowledge, it will be more prudent to admit only the three principal groups adopted by Agardh and Hooker; and even these are distinguishable by their general habit rather than by any very positive character of structure. Thus, Lichens are aerial plants, with distinct spaces upon their surface, in which their sporules are contained; Fungi differ from Lichens only in their fixacity and want of external receptacles of sporules; while Algae are all aquatic.

The structure of these plants is among the most important subjects of contemplation for those who wish to become acquainted with the exact laws of vegetation. They represent the organised matter, of which all other plants are composed, both in its simplest state and when it begins to enter into a state of high composition. In short, it is here that the physical properties of elementary vegetable matter can be most usefully studied.

ORDER CCLXXXIX. FUNGI, }
 or } THE MUSHROOM TRIBE.
 FUNGACEJE. }

FUNGI, *Juss. Gen.* 3. (1789); *DC. Fl. Fr.* 2. G5. (1815); *Nees das System der Pilze und Schwämme*, (1817); *Fries Syst. Myeolog.* (1821); *Syst. Orjb. Veg.* (1825); *Elench. Fung.* (1828); *Adolphe Brongn. in Diet. Class.* 5. 155. (1824J); *Grev. Scott. Crypt. Fl.* 6. (1828); *Hooker British Flora*, 457. (1830); *Id. vol. 2.pt. 2.* (1835).—EPIPHYTE, *Link; Grev. Fl. Edin.* xxv. (1824).—GASTEROMYCI, *Grev. Fl. Edin.* xxiv. (1824).—MYCETES, *Spreng. Syst.* 4. 376. (1827).—UREDINEA, *MucEDiNEiE*, and LYCOPERDACEJE, *Ad. Brongn. in Diet. Class. I. c.* (1824).

ESSENTIAL CHARACTER.—*Plants* consisting of a congeries of cellules, among which elements are occasionally intermixed, increasing in size by addition to their inside, their outside undergoing no change after its first formation, chiefly growing upon decayed substances, frequently ephemeral, and variously coloured. *Sporules* lying either loose among the tissue, or enclosed in membranous cases called sporidia.

APPINITIES> These are only distinguished from Lichens by their more frive nature, their more succulent texture, their want of a thallus or expansion? If J dependent of fre P that Dears the reproductive matter, and by the <ter being contained within their substance and not in hard distinct nuclei ^ g m i n g in the centre and breaking through a cortical layer. From Algae ^ re is no absolute character of division, except their never growing in water ;

in fact, it is, as has been before stated, rather the medium in which Fungi and Algae are developed that distinguishes them, than any peculiarity in their own organisation; for instance, the aerial Byssaceae are nearly the same in structure as the aquatic Hydroneumateas. While there is so near an approximation of these families to each other, particularly in the simplest forms, it is important to remark that no spontaneous motion has been observed in Fungi, which, therefore, cannot be considered so closely allied to the animal kingdom as Algae, notwithstanding the presence of azote in them, and the near resemblance of the substance by chemists called Fungin, to animal matter.

Fungi are almost universally found growing upon decayed animal or vegetable substances, and scarcely ever upon living bodies of either kingdom; in which respect they differ from Lichens, which very commonly grow upon the living bark of trees. They are, however, not confined to dead or putrid substances, as is shown by their attacking various plants when in a state of perfect life and vigour. In their simplest form they are little articulated filaments, composed of simple cellules placed end to end; such is the mouldiness that is found upon various substances, the mildew of the Rose-bush, and, in short, all the tribes of Mucor and Mucedo; in some of these the joints disarticulate, and appear to be capable of reproduction; in others sporules collect in the terminal joints, and are finally dispersed by the rupture of the cellule that contained them. In a higher state of composition, Fungi are masses of cellular tissue of a determinate figure, the whole centre of which consists of sporules either lying naked among filaments, as in the Puff-balls, or contained in membranous tubes or sporidia, like the thecae of Lichens, as in the Sphaerias. In their most complete state they consist of two surfaces, one of which is even and imperforate, like the cortical layer in Lichens; the other separated into plates or cells, and called the hymenium, in which the sporules are deposited.

Upon this kind of difference of structure, Fungi have not only been divided into distinctly marked tribes, but it has been proposed to separate certain orders from them under the name of Byssaceae, Gasteromyci, and Hypoxyla: the first comprehending the filamentous Fungi found in cellars, and similar plants; the second Lycoperdons and the like; and the third species which approach Lichens in the formation of a distinct nucleus for the sporules, such as Sphaeria. But Fries refers the first to Lichens, and the two last to Fungi.

Some writers have questioned the propriety of considering Fungi as plants, and have proposed to establish them as an independent kingdom, equally distinct from animals and vegetables; others have entertained doubts of their being more than mere fortuitous developements of vegetable matter, called into action by special conditions of light, heat, earth, and air—doubts which have been caused by some remarkable circumstances connected with their development, the most material of which are the following: they grow with a degree of rapidity unknown in other plants, acquiring the volume of many inches in the space of a night, and are frequently meteoric, that is, spring up after storms, or only in particular states of the atmosphere. It is possible to increase particular species with certainty, by an ascertained mixture of organic and inorganic matter exposed to well-known atmospheric conditions, as is proved by the process adopted by gardeners for obtaining *Agaricus campestris*, a process so certain, that no one ever saw any other kind of *Agaricus* produced in Mushroom-beds; this could not happen if the Mushroom sprang from seeds or sporules floating in the air, as in that case many species would necessarily be mixed together; Fungi are often produced constantly upon the same kind of matter, and upon nothing else, such as the species that are parasitic upon leaves: all which is considered strong evidence of the production of Fungi being accidental, and not analogous to that of perfect plants. Fries, how-

ever, whose opinion must have great weight in all questions relating to Fungi, argues against these notions in the following manner: "The sporules are so infinite (in a single individual of *Reticularia maxima* I have counted above * 0,000,000), so subtile (they are scarcely visible to the naked eye, and often resemble thin smoke), so light (raised, perhaps, by evaporation into the atmosphere), and are dispersed in so many ways (by, the attraction of the sun, by insects, wind, elasticity, adhesion, &c), that it is difficult to conceive a place from which they can be excluded." I give his words as nearly as possible, because they may be considered the sum of all that has to be urged against the doctrine of equivocal generation in Fungi; but without admitting, by any means, so much force in his statement as is required to set the question at rest. In short, it is no answer to such arguments as those just adverted to. It seems to me that a preliminary examination is necessary into the existence of an exact analogy between all the plants called Fungi; a question which must be settled before any further inquiry can be properly entered upon. That a number of the fungus-like bodies found upon leaves are mere diseases of the cuticle, or of the subjacent tissue, is by no means an uncommon opinion; that many more are irregular and accidental expansions of vegetable tissue in the absence of light, is not improbable; and it is already certain that no inconsiderable number of the Fungi of botanists are actually either, as various Rhizomorphas, the deformed roots of flowering plants growing in cellars, clefts of rocks, and walls; or mere stains upon the surface of leaves, as *Venularia grammica*; or the rudiments of other Fungi, as many of Persoon's Fibrillarias. Those who are anxious to inquire into these and other points, are referred to Fries' works generally, to the various writings of Nees von Esenbeck, and to the Scottish Cryptogamic Flora of Greville. In the ensuing list of genera I have chiefly availed myself of the writings of Fries; but I must confess that in the Gasteromycetes and Coniomycetes the opinions of that learned Botanist are so unsteady, that I cannot but view the whole subject as being still in want of much more investigation. That it must be a matter of extreme difficulty to form any precise opinion concerning Fungi, without long experience, will be apparent from the observations of Fries upon the genus *Thelephora*. (*Elenchus*, t. 158). He asserts that out of mere degenerations or imperfect states of *Th. sulphurea*, the following genera, all of which he has identified by means of unquestionable evidence, have been constructed; viz. Athelia of Persoon, *Ozonium* of Persoon, *Himantia* of Persoon, *Sporotrichum* of Kunze, *Alytosporium* of Link, *Xylostroma*, *Racodium* of Persoon, *Peratonea* of Persoon, and some others. *Th. Nees von Esenbeck* also assures us that the same fungoid matter which produces *Sclerotium Mycetospora* in the winter, develops *Agaricus volvaceus* in the summer. It would thus seem that the opinions of those who have asserted that the species or genus of a Fungus depends not upon the seed from which it springs, but upon the Matrix by which it is nourished, are correct; especially if we take the above fact in connection with the experiments of Dutrochet, who obtained different genera of Mouldiness at will, by employing different infusions. He says that certain acid fluids constantly yield Monilias, and that certain alkaline mixtures equally produce Botrytis. *Ann. des Sc. 2. ser. 1. 30*. For a description of the gradual development of an Agaric, see this ingenious observer's memoir in the *Nouv. Arch. Mus. vol. 3 p. 76*. For the views of Unger upon spurious fungi, which are nothing but morbid conditions (eruptions) of vegetable matter, see *the Ann. des Sc. vol. 2. n. s. 209*; and Berkley's remarks thereupon, in *Hoo. BriU Fl. vol. 2. pt. 2. p. 36L*

bit of extra-tropical countries are inhabited are so numerous, that no one can safely form even a conjecture as to the number that actually exists. If they are ever fortuitous productions, the

number must be indeterminable; if many are mere diseases and the remainder fixed species, then the knowledge of their nature must be reduced to a more settled state before any judgment upon their number can be formed. According to Fries, he discovered no fewer than 2000 species within the compass of a square furlong in Sweden; of *Agaricus* alone above 1000 species are described; and of the lower tribes the number must be infinite. Sprengel, however, does not enumerate in his *Systema Vegetabilium* more than between 2700 and 2800; but when we consider that his genus *Agaricus* does not go beyond number 646, although 1000 at least are described, it is not improbable that the rest of his enumeration is equally defective, and that the number of described Fungi perhaps amounts to between 4 and 5000. Of tropical species we know but little; their fugitive nature, the difficulty of preserving them, and perhaps the incuriousness of travellers, as well as their scarcity in the damp parts of equinoctial countries, have been the causes of the proportion in such climates between Fungi and other plants being unknown.

PROPERTIES. A large volume might be written upon the qualities and uses of Fungi, but in this place they can only be briefly adverted to in a very general way. They may be said to be important, either as food or as poison, or as parasites destructive to the plants upon which they grow. As food, the most valuable are the *Agaricus campestris*, or common Mushroom, the various species of *Helvella* or Morel, and Tuber or Truffle; but a considerable number of other kinds are used for food in various parts of the world, of which a useful account will be found in De Candolle's excellent *Essai sur les Propriétés Médicales des Plantes*, in Persoon's work *Sur les Champignons comestibles*, and in a paper by Greville in the 4th volume of the *Transactions of the Wernerian Society*.

It is necessary to exercise the utmost care in employing Fungi, the nature of which is not perfectly well ascertained, in consequence of the resemblance of poisonous and wholesome species, and the dreadful effects that have followed their incautious use. It is true that many kinds are named by Pallas as being commonly used by the Russians, which are plentiful in countries where they are not employed for food; but, in the first place, it is not perhaps quite certain that poisonous and wholesome species are not confounded under the same name; in the next place, climate may make a difference; and lastly, much depends upon the mode in which they are cooked. Upon this subject Delile observes, that it was ascertained by Paulet, in 1776, that salt and vinegar removed every deleterious principle from that most poisonous plant the *Agaricus bulbosus*; that it is the universal practice in Russia to salt the Fungi, and that this may be the cause of their harmlessness, just as the pickling and subsequent washing of the poisonous *Agaric* of the Olive renders it eatable in the Cevennes; but that nevertheless it is much wiser to run no risk with unknown Fungi, even taking such precautions; a remark to which he was led by the lamentable death of a French officer and his wife, in consequence of breakfasting off some poisonous *Agarics*, which were nevertheless eaten by other persons in the same house with impunity. It was probable that in that case a difference in the cooking was the cause of the difference in the effect of the Fungi; but it was a sufficient ground for distrusting all Fungi except the cultivated ones. So strongly did the late Professor L. C. Richard feel the prudence of this, that although no one was better acquainted with the distinctions of Fungi, he would never eat any except such as had been raised in gardens in mushroom beds. One of the most poisonous of our Fungi is the *Amanita muscaria*, so called from its power of killing flies when steeped in milk. Even this is eaten in Kamchatka, with no other than intoxicating effects, according to the following account by Langsdorff, as translated by Greville, from whom I borrow it.

" This variety of Amanita muscaria is used by the inhabitants of the north-eastern parts of Asia in the same manner as wine, opium, &c. is by other nations. Such Fungus are found most plentifully about Wischna, Kamchatka, and Wilkowa Derecona, are very abundant in some seasons, and scarce in others. They are reared in the hottest months, and hung up by a string in the air to dry: some are on the ground, and are said to be far more narcotic than those artificially preserved. Small deep-coloured specimens thickly covered with warts are also said to be more powerful than those of a larger size and paler colour. The usual mode of taking the Fungus is to roll it up like a bouillon without chewing. Which, the Kamchatkads say, would border the stomach. It is sometimes eaten fresh in soups and sauces, and then loses much of its intoxicating property: when steeped in the juice of Vaccinium uliginosum, its effects are those of strong wine. One large, or two small Fungi, are a common dose to produce merriment for a short time, which continues for one to two hours after taking

the Fungus. Giddiness and drunkenness result in the same manner as from wine or spirits; cheerful emotions of the mind are first produced; the countenance becomes florid, and sometimes remarkably active, and proves highly stimulant to muscular exertion: by too large a dose, violent spasmodic effects are produced. So very exciting to the nervous system in many individuals, is this Fungus, that the effects are so great, that he takes a stride or a jump sufficient to cut the trunk of a tree; a talkative person cannot keep silence or secrets; one fond of music is perpetually singing. The most singular effect of the Amanita is the influence it possesses over the urine. It is said that, from time immemorial, the inhabitants have had a secretion, which, in a moderate degree, a man moderately intoxicated to-day will, by the next morning, have slept himself sober, but (as is the custom), by taking a teacup of Infusion of the urine to be more powerfully intoxicated than he was the preceding day. It is therefore, not uncommon for confirmed drunkards to preserve their urine as a precious liquor against a scarcity of the Fungus. The intoxicating property of the urine is that of a party of drunkards

may mean

second, and so on, the intoxication may be propagated through five individuals."

Of parasitic Fungi, the most important are those which are called dry rot, such as which are the &c., light in corn, occasioned by Puccinia graminis; the smut and ergot, if they are really any thing more than the diseased and disorganised tissue of the plants affected; the rust, which is owing to the ravages of *Æcidiums*; and finally, in this class is to be included what we call mildew, minute simple articulated Mucors, and Mucedos. The genus *Rhizomorpha*, which vegetates in dark mines far from the light of day, is remarkable for its phosphorescent Properties. In the coal mines near Dresden the species are described as giving those places the air of an enchanted castle; the roof, walls, and pillars, are entirely covered with them, their beautiful light almost dazzling the eye. It is found to increase with the temperature of the mines. M. r. J.

178. It is a most remarkable circumstance, and one which deserves particular inquiry, that the growth of the minute Fungi, which constitute what is called mouldiness, is effectually prevented by any kind of perfume. It is known that books will not become mouldy in the neighbourhood of Russia leather, nor any substance, if placed within the influence of some essential oil. *Ibid.* 8. 34. *Boletus ignarius* is used in India as a styptic, as well as for Amadou. *Ainslie*, 1.5. The Boleti, when wounded, heal much in the same manner as the flesh of animals. *Edin. Philosoph. Journ.* 14. 369.

GENERA.

COHORS I. HYMENOMYCETES, FR.

Ord. 1. PILKATI, Fr.	*Hypholoma, Fr.	Radulum, Fr.	Stictis, Pers.
Sub-Ord. i. AGARICINI, Fr.	*Psilocybe, Fr.	Sub-Ord. iv. AURICULARINI, Fr.	Solenia, Hoffm.
Agaricus, L.	*Paathyra, Fr.		<i>Chaftocyphæ</i> , Cor da.
*Amanita, Fr.	Coprinus, Pers.	Thelephora, Ehr.	Ord. 3. CLAVATI, Fr.
*Lepiota, Fr.	Galorrheus, Fr.	*Merisma, Fr.	Gomphora, Fr.
*Limacium, Fr.	Russula, Pers.	*Phylacteria, Fr.	Hericum, Fr.
*Tricholoma, Fr.	Favolus, P. B.	Auricularia, Bull.	Sparassis, Fr.
•Clytocybe, Fr.	Lentinus, Fr.	Phlebia, Fr.	Spathulea, Fr.
•Omphalia, Fr.	Xerotus, Fr.	<i>Ozonium</i> , Pers.	Mitrulea, Fr.
•Collybia, Fr.	Cantharellus, Fr.	<i>Himantia</i> , Pers.	Geoglossum, Pers.
*Mycena, Fr.	Nyctalis, Tr.	<i>Sporotrichum</i> , Kze.	Clavaria, Vaill.
*Pleurotus, Fr.	Schizophyllum, Fr.	<i>Alytosporium</i> , Lk.	Typhula, Fr.
•Clitopilus, Fr.	Sub-Ord. II. POLYPOREI, Fr.	<i>Xylostroma</i> ,	<i>Phaeorhiza</i> , Pers.
*Eccilia, Fr.	Boletus, Dill.	<i>Ceratonema</i> , Pers.	Pterula, Fr.
*Leptonea, Fr.	<i>Ceratomyces</i> , Batt.	<i>Rhizomorpha</i> , Pers.	Calocera, Fr.
*Nolanea, Fr.	<i>Hypodrys</i> , Pers.	<i>Fihrellaria</i> , Pers.	Crinula, Fr.
•Telamonia, Fr.	<i>Suillits</i> , Mich.	<i>Richnophora</i> , Pers.	<i>Crinium</i> , Fr.
*Phlegmacium, Fr.	Polyporus, Mich.	<i>Athelia</i> , Pers.	Pistillaria, Fr.
*Inoloma, Fr.	•Polysticta, Fr.	Coniophora, DC.	Ord. 4. TREMELLINI, Fr.
•Dermocybe, Fr.	Paedalea, Pers.	Stereum, Lk.	Helotium, Tod.
*Inocybe, Fr.	Cyclomyces, Klotzch.	Ord. 2. ELVELLACEI, Fr.	Cyphella, Fr.
*Pholiota, Fr.	Merulius, Hall.	Morchella, Dill.	Guepinia, Fr.
•Hebeloma, Fr.	Porothelium, Fr.	Helvella, L.	? <i>Gyrocephalus</i> , Pers.
*Flammula, Fr.	Sub-Ord. HI. HYDNEI, Fr.	Verpa, Sw.	Hirneola, Fr.
*Naucoria, Fr.	Fistulina, Bull.	Leotia, Hill.	Lemilis, Fr.
*Galera, Fr.	Hydnum, L.	Rhizina, Fr.	Exidia, Fr.
•Tapinia, Fr.	<i>Martina</i> , Scop.	Peziza, Dill.	Tremella, Dill.
•Crepidotus, Fr.	<i>Hericum</i> , Pers.	Ascobolus, Pers.	Nsmatelia, Fr.
•Pratellarius, -Fr.	<i>Odontia</i> , Pers.	Bulgaria, Fr.	Dacrymyces, Nees.
•Volvaria, Fr.	Systotrema, Fr.	Vibrissea, Fr.	Pyrenium, Tod.
*Psalliota, Fr.	Irpex, Fr.	Sarea, Fr.	Phyllopta, Fr.
*Gomphus, Fr.		Ditiola, Fr.	Agyrium, Fr.
			Hymenula, Fr.

COHORS II. PYRENOMYCETES, FR.

Ord. 1. SPHARIACEI, Fr.	Dichaena, Fr.	Patellaria, Fr.	Placidium, Fr.
Hypocrea, Fr.	Hyospila, Fr.	Tympanis, Tod.	Hysterium, Fr.
•Cordyceps, Fr.	Ostropa, Fr.	Dermea, Fr.	<i>Hypodrome</i> , DC.
•Hypomyce, Fr.	Gibbera, Fr.	Cenangium, Fr.	Excipula, Fr.
*Nectria, Fr.	Corynelia, Fr.	•Sclerodermis, Fr.	Ord. 3. CYTISPOREI, Fr.
Hypoxylon, Bull.	Strigula, Fr.	•Triblidium, Fr.	Zythia, Fr.
*Xylaria, Fr.	Meliota, Fr.	•Clithris, Fr.	Sphacronema, Fr.
•Poronia, Fr.	Vermicularia, Tod.	•Heterosphacria, Grev.	Cytispora, Fr.
*Diatrypa, Fr.	Dothidea, Fr.	Glonium, Muhl.	Hercospora, Fr.
Valsa, Fr.	Ascospora, Fr.	Lophium, Fr.	Septoria, Fr.
<i>variolaria</i> , Bull.	Ord. 2. PHACIDIACEI, Fr.	Artidium, Fr.	Ceuthospora, Fr.
Sphaeria, L.	Stegia, Fr.	Chostomum, Fr.	Phoma, Fr.
		Rhytisma, Fr.	

* Those marked * are sub-genera.

Ord. 4. XYLOMACRI, Fr.
 Sphinctrina, Fr.

Schizoxylon, Pers.
 Prosthemium, Kze.

Labrella, Fr.
 Actinothyrium, Kze.

Leptostroma, Fr.
 Kz. ces.

COHORS III. GASTEROMYCETES, Fr.

Ord. 1. ANGIOGASTRES, Fr.
 Simblum, Kltzsch.
 Phallus, Mich.
 Hymenophallus, Nees.
 Dictyopreplos, V. Hass.
 Battarrea, Pers.
 Lysurus, Fr.
 Ascröe, Lab.
 Colus, Cav. et Sech.
 Sophronia, Gaud.
 Clathrus, Mich.
 Laterna, Turp.
 Tuber, Mich.
 Rhizopogon, Fr.
 Polygaster, Fr.
 Endogone, Lk.
 Nidularia, Bull.
 Cyathia, P. Br.
 Granularia, W.
 Arachnion, Schw.
 Myriococcum, Fr.
 Polyangium, Lk.
 Atractobolus, Tod.
 Thelebolus, Tod.
 Pilobolus, Tod.

Hyperrhiza, Fr.
 Uperrhiza, Bosc.
 Polysaccum, DC.
 Pisolithus, Alb. et Schw.
 Piscarpium, Lk.
 Pisomyces, Fr.
 Polypora, Pers.
 Scleroderma, Pers.
 Diploderma, Link.
 Cauloglossum, Grev.
 Terrulea, Fr.
 Mitremyces, Nees.
 Calostoma, Desv.
 Gyropodium, Hitchk. Mich.
 Geast, Mich.
 Act. dermium, Nees.
 Sterre, Link.
 J * M * M. Desv.
 Bo, Mich.
 Podaxon, Desv.
 Tulostoma, Pers.
 Rimella, Raf.
 Lycogala, Mich.
 Leangium, Lk.
 Leocarpus, Lk.
 Didymium, Schr.
 Physarum, Pers.
 Cionium, Lk.
 Conioderma, Fr.
 Craterium, Trentep.
 ?Sphaerocarpa, Schum.

Perichæna, Fr.
 Licea, Schr.
 Dermodium, Lk.
 ?Phelonitis, Chev.
 Trichia, Hall.
 Goniaspora, Pers.
 Arcyria, Pers.
 Diachea, Fr.
 Mesenterica, Tod.
 Phlebomorpha, Pers.
 Stemonitis, Gied.
 Dietydium, Schr.
 Cribraria, Schr.
 Cirrholus, Mart.

Ord. 3. TRICHOMACRI, Fr.
 Spumaria, Pers.
 ?Endoconia, Raf.
 Oethalium, Lk.
 Fuligo, Pers.
 Pittocarpium, Lk.
 Reticularia, Bull.
 Strongylium, Dittm.
 Diphtherium, Ehr.
 Lignidium, Lk.
 Trichoderma, Pers.
 Enteridium, Ehrenb.
 Lachnobolus, Fr.
 Hypheia, Fr.
 Amphisporium, Lk.
 Ostracoderma, Fr.
 Institale, Fr.
 Asterophora, Dittm.
 Hypochæna, Fr.
 Pilacre, Fr.

Spadonia, Fr.
 Onygena, Pers.
 Pitigena, Schum.
 Ecchyna, Fr.
 Dichosporium, Nees.
 Myrothecium, Tod.
 Tipularia, Chev.
 Trichoderma, Pers.

Ord. 4. SCLEROTIACRI, Fr.
 Pachyma, Fr.
 ?Gemmularia, Raf.
 Mylitta, Fr.
 Antennaria, Lk.
 Myxothecium, Kze.
 Anixia, Fr.
 Rhizoctonia, DC.
 Thanatophyta, Nees.
 Chaetomium, Kze.
 Ariosporium, Kze.
 CS N I O S P U M Lk.
 Ulosporium, Mart ?
 na, Cord.
 Acinula, Fr.
 Acrospermium, Tod.
 Xyloglossum, Pers.
 Scleroglossum, Pers.
 Scleroglossum, Pers.
 Scleroglossum, Tod.
 Coccyplem, Ehrenb.
 Erysiphe, DC.
 Alphonitomorpha, Wall.
 Erysibe, Schlecht.
 Padospharia, Kunz.
 Lasiobotrys, Kunz.
 Perisporium, Fr.

Ord. 2. TRICHOSPERMI, Fr.
 Enerthenema, Bow-
 Elap, Nees.
 Pa, Chev.
 Ceraunion, Theophr.
 Hypogaum, Pers.

COHORS IV. CONIOMYCETES, Fr.

Ord. 1. TUBERCULARINI, Fr.
 Isaria, Pers.
 Amphichorda, Fr.
 Anthina, Fr.
 Ceratonema, Rth.
 Cephalotrichum, Lk.
 Peribotryon, Fr.
 Triclinium, Fee.
 Sporocybe, Fr.
 Pachnocybe, Berkl.
 Doratomyces, Corda.
 Scorias, Fr.
 Ceratium, Alb. et Sch.
 Byssocaulon, Mont.
 Epichysium, Tod.
 Dacrina, Fr.
 ?Dacridium, Lk.
 Dermosporium, Lk.
 Agerita, Pers.
 Scierococcuro, Fr.
 Elicococcum, Lk.

Tubercularia, Tod.
 Volutella, Tod.
 ~Atractium, Lk.
 Fusarium, Lk.

Ord. 2. MUCORINI, Fr.
 Chordostylum, Tod.
 Stilbum, Tod.
 Hydrophora, Tod.
 Pilobolus, Tod.
 Ascophora, Tod.
 ?Periconia, Tod.
 Phycomyces, Kze.
 Aerophyton, Eschw.
 Diamphora, Marc.
 pidym^crater JML art.
 Cephauro, Kze.
 Mich.
 Ehrenb.
 Thanridwm, ^
 Thela
 Melidium, scaw.

Eurotium, Lk.
 ?Hiospoum, Fr.
 Syncolle&i(t, Fr.
 gitachylidium, Fr.
 Spundyloclodium, Mart.
 Sceptromyces, Corda.
 Bo/ryosporium, Cord.
 Acremonium, Lk.
 Mycogone, Lk.
 Azygites, Fr.
 Syzygites, Ehr.
 Bactridium, Ivz.

Ord. 3. MUCEDINES, Fr.
 Helminthosporium, Lk.
 Exosporium, Lk.
 Sarcopodium, Corda.
 Helicosporium, Nees.
 Helicotrichum, Nees.
 Oedemium, Linll.

Myxotrichum, Kze.
 Campotrichum, &renu.
 Oncidium, Fr. Nees.
 Gonytrichum, Nees.
 Actinocladium, Ehr.
 Macrosporium, Fr.
 Circinotrichum, Noes.
 Trichotheciutn, Lk.
 Dimera, Fr.
 Diplosporium, Lk.
 Coremium, Fr.
 Dactylum, Nees.
 Cladobotryon, Nees.
 MoniHa, Hill.
 Briarea, Corda.
 penicillium, Lk.
 Aspergillus, Mich.
 Sporedinia, Lk.
 Botrytis, Mich.
 Spicularia, Pers.

<i>Sporocephalum</i> , Chev.	Sporisporium, Ehrenb.	Posidoma, Lk.	Papularia, Fr.
<i>Virgaria</i> , Nees.	Psilonia, Fr.	Phragmotrichum, Kz.	Phylloedium, Fr.
<i>Verticillium</i> , Nees.	<i>Circinotrichum</i> , Nees.	Coryneum, Nees.	Torula, Pers.
<i>Polyactis</i> , Lk.	Conoplea, Pers.	Sporidesmium, Lk.	<i>Alternaria</i> , Nees.
<i>Haplaria</i> , Lk.	Gliotrichum, Eschw.	Exosporium, Lk.	Ho/7ml.vaum, Ehrenb.
Sporendonema, Desm.	<i>Haplotrichum</i> , Eschw.	Seiridium, Nees.	<i>Syncollesia</i> , Agh.
Oidium, Lk.	Arthrihium, Kze.	Stilbospora, Pers.	<i>Tetracodium</i> , Lk.
<i>Acrosporium</i> , Nees.	<i>Camptoum</i> , Lk.	Didymosparium, Nees.	Xenodochus, Schlecht.
<i>Alysidium</i> , Kze.	<i>Goniosporium</i> , Lk.	Melanconium, Lk.	Puccinia, Pers.
Sporotrichum, Lk.	<i>Sporophkum</i> , Nees.	Cryptosporium Kze.	<i>CcBoma</i> , Nees.
<i>Byssocladium</i> , Nees.	Polythrincium, Kze.	Cylindrosporium, Grev.	<i>Diccpoma</i> , Nees.
<i>Alytosporia</i> , Nees.	<i>Farinaria</i> , Sowerb.	Schizoderma, Kze.	<i>Triphragmium</i> , Lk.
Aleurisma, Lk.	Dematium, Pers.	<i>Hypodermium</i> , Lk.	Phragmidium, Lk.
Collarium, Lk.	<i>Chloridium</i> , Link.	<i>Uredinaria</i> , Chev.	<i>Aregma</i> , Fr.
<i>Coccotrichum</i> , Lk.	<i>Cha'topsis</i> , Grev.	<i>Sorosporium</i> , Rudolph.	Epitea, Fr.
Sepedonium, Lk.	<i>Trichostroma</i> , Corda.	Nsmaspora, Pers.	iEcidium, Pers.
Tuburcina, Fr.	Cladosporium, Link.	<i>Myxosporium</i> , Lk.	<i>Cronantium</i> , Fr.
Epochnium, Lk.	<i>Arladium</i> , Lk.	Septoria, Fr.	Uredo, Pers.
Scolicotrichum, Kze.	Ord. 4. ENTOPHYTI, Fr.	Fusidium, Fr.'	Ustilago, Fr.
Fusisporium, Lk.	Gymnosporangium, DC.	Bullaria, DC.	Spilocaea, Fr.
<i>Fusidium</i> , Lk.			Actinonema, Pers.
Dendrina, Fr.			<i>Capillaria</i> , Lk.

SPURIOUS GENERA.

Xyloma.	Depazea.	Spermodermium.	Mesenterica, Tode.
Ectostroma.	Amphisporium?	Mucilago, Vet.	Phlebomorpha, Pers.
Astéroma.	Dichosporium?	Embolus, Hoffm.	

FUNGOUS EXCRESCENCES OR DISEASES.

Spermoedia, Fr.	Strumella, Fr.	Mycomater, Fr.	Taphrina, Fr.
<i>Fusidium</i> , Nees.	Phlaeoconis, Fr.	<i>Dacrymyces</i> .	Erineum, Pers.
	Nosoplaea, Fr.		Phyllerium, Fr.

Also, according to Unger,

Uredo, Pers.	Puccinia, Lk.	Peridermium, Lk.	Röstellia, Lk.
Uromyces, Lk.	Phragmidium, Lk.	iEcidium, Lk.	Cronartium, Fries.
			Protomyces, Unger.

ORDER CCXC. LICHENES, }
 or } THE LICHEN TRIBE.
 LICHENACE.E. }

ALGA, § 3. LICHENES, *Juss. Gen. C.* (1789).—LICHENES, *Hoffm. Enumerat. Lichenum*, (1784); *Acharius Prodr. Lichen.* (1798); *Id. Methodus*, (1803); *Id. Lichenogr. Univers.* (1810); *DC. Fl. Fr.* 2. 321. (1815); *Fries in Act. Holm.* (1821); *Agardh Aph.* 89. (1821); *Eschweiler Syst. Lich.* (1824); *Wallroth Naturgesch. der Flechten.* (1824); *Grev. Flora Edin.* xix. (1824); *Meyer über die Entwicklung, Sfc. der Flecht.* (1825); *Fie MM. Lich.* (1825); *Fries Syst. Orb. Veg.* 224. (1825); *Martius in Bot. Zeitung*, 193. (1826); *F66 in Diet. Class.* 9. 360. (1826); *Fries Lichenogr. Europea.* (1831); *Eschw. in Mart. Fl. Bras.* 1. 51. (1833); *Hooker Brit. Fl.* vol. 2. pt. 1. 129. (1833).—BYSSOIDEJE, *Grev. Fl. Edin.* 25. (1824); *Fries Syst. Orb. Veg.* (1825); *Grev. Scott. Crypt. FL* 6. (1828)—HYPOXLA, in part, *DC. Fl. Fr.* 2. 280. (1815); *Grev. Fl. Edin.* xx. (1824).—GKAPHIDEJE, *Chevailier Hist. des Graphidies.* (1824, &c.)

ESSENTIAL CHARACTER.—Perennial plants, often spreading over the surface of the earth, or rocks or trees in dry places, in the form of a lobed and foliaceous, or hard and

crustaceous, or leprous substance, called a thallus. This *thallus* is formed of a cortical and medullary layer, of which the former is simply cellular, the latter both cellular and filamentous; in the crustaceous species the cortical and medullary layer differ chiefly in texture, and in the former being coloured, the latter colourless; but in the fruticulose of fohaceous species, the medulla is distinctly floccose, in the latter occupying the lower half of the thallus, in the former enclosed all round by the cortical layer. Reproductive matter of two kinds; 1, *sporules* lying in membranous tubes (*theca*;) immersed in nuclei of the medullary substance, which burst through the cortical layer, and colour and harden by exposure to the air in the form of little disks called shields; 2, the separated cellules of the medullary layer of the thallus.

AFFINITIES. According to Fries, Lichens are types of Algae born in the air, interrupted in their development by the deficiency of water, and stimulated into forming a nucleus (or receptacle of sporules) by light. No Lichen is ever submersed; there is none of which the vegetation is not interrupted by the variable hygrometrical state of the atmosphere; and, finally, none that ever develop in mines, caverns, or places deprived of light. On this account, their shields are more rare in the fissures of mountains, or in shady groves, than in places fully exposed to light. In wet places, also, their shields are not produced; for so long as they are under the influence of water they are hardly distinguishable from Hydrophycae (forms of Algæ); as, for instance, *Collema*, &c. But these plants, when exposed to the sun, do perfect their shields, as is found by *Nostoc lichenoides, foliaceum*, &c, which, when dry, are ascertained to be *Collema limosum, flaccidura*, &c, surcharged with water. By being acquainted with this rule, the same author says, he has succeeded in discovering many Swedish Lichens with shields, which have for many years been constantly found sterile; as *Parmelia conoplea, lanuginosa, gelida*, &c.; and he even asserts that he has succeeded artificially in inducing sterile Lichens to become fruitful, as *Usnea jubata*, and others. *Plant, Horn*, 224. Lichens consist, according to Eschweiler, of a medullary and a cortical layer of tissue, of which the former is imperfectly cellular or filamentous, and bursts through the latter in the form of shields (apothecia), which contain a nucleus, consisting of a flocculose-gelatinous substance, among which lie the cases of sporules. These cases (thecæ) are transparent membranous tubes, either simple or composed of several placed end to end, which either lie free in the nucleus, or are themselves contained in other membranous cases (asci). In the beginning Lichens are stated to be in all cases developed in tumidity, and to be, in fact, at that time, mere Phyceæ or Confervæ; but as soon as the humidity diminishes, the under part dies, and an inert leprous crust is formed, which ultimately becomes the basis of the plant. Hence Lichens consist of two distinct sorts of tissue,—living cellules forming the vegetating part, and dead cellules the cohesion of which is lost; when separate, the former is *Parmella botryoides*, and the latter *Lepraria*. Of these two sorts of matter, the leprous is incapable of perpetuating the Lichen, while every part of the living stratum has been ascertained to become reproductive matter. See Fries, as above quoted, and Meyer *Ueber die Entwicklung, etc, der Flechten*. The investigations of the latter are exceedingly interesting. By sowing Lichens, he arrived at some curious conclusions, the chief of which are, that, like other imperfect plants, they may owe their origin either to an original elementary, or to a reproductive generation—the latter by the creation of parts capable of development in conformity to the plant by which they are borne: that decomposed vegetable, and some inorganic, matter, are equally capable of assuming organisation under the influence of water and light; and that the pulverulent matter of Lichens is that which is subject to this kind of indefinite propagation, while the sporules lying in the shields are the only part that will really multiply the species. He further says, that he has ascertained, by means of experiments from seed, that supposed species and even some genera

of Acharius, are all forms of the same; as, for instance, *Lecanora cerina*, *Lecidea luteo-alba*, and others of the common *Parmelia parietina*. As these remarks have not been, as far as I know, contradicted, they may now be considered established facts.

Agardh considers Lichens more nearly allied to Fungi than to Algae: he remarks, that if *Sphaeria*s or *Pezizas* had a thallus, they would be Lichens, and that the same part is all that determines such genera as *Calycium*, *Verrucaria*, or *Opegrapha* to be Lichens, and not Fungi. He adds, that all the transitions from Algae to the state of Lichens, which have been detected by modern inquirers, are mere degenerations into the form of the Lichen tribe, and by no means into Lichens themselves.

With regard to the arrangement of the genera of Lichens, that of Acharius has been adopted by lichenologists of this country and of most others: but, which is remarkable, not in Sweden; and it seems probable, from the investigations that have lately been instituted, that this celebrated system will, like the more general one of Linnaeus, be wholly abandoned. In its room every writer upon Lichens has proposed a new one of his own; Meyer, Eschweiler, Wallroth, Agardh, Fries, Chevalier, Fè'e, have each brought forward methods of arrangement, of which it may be said, without disparagement to any of them, that it is impossible at present to say which will be eventually adopted. I have taken that of Fries as explained in his *Syst. Orb. Veg. p. 233*, making such additions as I have been able. There are some important remarks by Fè'e upon the thecae of these plants, and the principles on which their genera are to be formed, in the *Botanische Zeitung* for 1835, p. 81.

Fries refers *Byssaceae* to Lichens with the following short character:— "Aerial, perennial, constantly growing, with a filamentous texture; consisting of solid fibres (either few or several glued together with a common bark), unchanged and permanent. Fructification homogeneous, growing externally, and naked." *Syst. Orb. Veg. 291*. Some of these plants appear to be meteoric productions; on one occasion they are said to have suddenly overrun all the leaves of pines on the side next the wind in the neighbourhood of Dresden; on another, on the 29th of Aug. 1830, to have in an instant spread over the sails and masts of a ship at Stockholm; and Fries is disposed to consider the cobweb-like matter that overruns the grass in the mornings of spring and autumn, of this nature, and not of an animal origin. See S. 0. *Veg. 318*.

The only point to which it is further necessary to advert, is the separation of the tribe called *Hypoxyla* from Lichens. In part, this is composed of *Opegrapha* and other Lichenoid, and of *Sphacteria* and various Fungoid, genera; its character is to discharge a sporuliferous pulp from the nucleus. But it seems to be a prevalent opinion that this character is uncertain and unimportant, and consequently the supposed tribe will fall back in part into Lichens, and in part into Fungi, from which it sprung. Greville, however, adheres to the distinction.

GEOGRAPHY. Pulverulent Lichens are the first plants that clothe the bare rocks of newly-formed islands in the midst of the ocean, foliaceous Lichens follow these, and then Mosses and Hepaticae. *D'Urville Ann. Sc. 6. 54*. About 800 species are described by Acharius, the number of which is perhaps capable of some reduction; 200 are added by Fde, and great numbers are, no doubt, still undiscovered. They are found upon trees, rocks, stones, bricks, pales, and similar places; and the same species seem to be found in many different parts of the world: thus, the Lichens of North America differ little from those of Europe. Fè'e estimates the number actually known, either in herbaria or in books, at 2400.

PROPERTIES. Lichens have been remarked by De Candolle to possess two distinct classes of characters, the one rendering them fit for being employed as dyes after maceration in urine, the other making them nutritive and Medicinally useful to man. Braconnot has ascertained that oxalate of lime, or oxalic acid, exists in great abundance in Lichens, particularly in those which are granular and crustaceous. The common Variolaria, which is found upon almost every old beech-tree, contains rather more than 29 per cent. *Ed. P. l.* 13. 194. Lichens that grow on the summit of fir-trees have been found by John, of Berlin, to contain an uncommon proportion of oxide of iron, which may be viewed as illustrative of the formation of iron by the vegetable process. *Ibid*, 2. 394. Of those used in dyeing, the principal crustaceous kinds are, *Lecanora perella*, the Orseille de terre, or Perelle d'Auvergne of the French, *Lecanora tartarea*, or Cudbear, *hsetnatomma* and *atra*, *Variolaria lactea*, *Urceolaria cruposa* and *cinerea*, *Isidium Westringii*, *Lepraria chlorina*; of the foliaceous species, *Parmelia saxatilis*, *omphalodes*, *encausta*, *conspersa*, and *parietina*, *Sticta pulmonacea*, *Solorina crocea*, and *Gyrophora deusta* and *pustulata*; but the most important are *Roccella tinctoria* and *fusiformis*, the dye of which is so largely used by manufacturers under the name of Orchall, or Archill, or Orseille des Canaries; there are other species capable of being employed in a similar manner, as *Usnea plicata*, *Evernia prunastri*, *Alectoria jubata*, *Ramalina scopulorum*, and several *Cenomyces*. The nutritive properties of Lichens probably depend upon the presence of an amylaceous substance analogous to gelatine, which, according to Berzelius, exists in the form of pure starch or amylaceous fibre, to the amount of 80.8 per cent, in *Cetraria islandica*. This plant, which is the Iceland Moss of the shops, is slightly bitter as well as mucilaginous, and is frequently used as tonic, demulcent, and nutrient; *Cetraria nivalis*, *Sticta pulmonacea*, and *Alectoria usneoides*, will all answer the same purpose. *Tripe de Roche*, on which the Canadian hunters are often forced to subsist is the name of various species of *Gyrophora*; the Rein Deer Moss, which forms^N the winter food of that animal, is *Cenomyce rangiferina*. *Parmelia parietina*, *Borrera furfuracea*, *Evernia prunastri*, *Cenomyce pyxidata* and *coccifera*, are reputed astringents and febrifuges, and *Peltidea apthosa* an anthelmintic; *Sticta pulmonacea* is used in Siberia for giving a bitter to beer; *Evernia vulpina*, called *Ulfmossa* by the Swedes, is believed by that people to be poisonous to wolves; but this requires confirmation. See *De Cund. Essai Méd.* 318, and *Agardh Aph.* 94.

GENERA.

Ord. I. HYMENOTHA-	<i>Borrera</i> , Ach.	<i>Pyridium</i> , Hill.	Trib. 1. SPHJBROPHO-
LAMI, Fr.	<i>Parmelia</i> , Ach.	<i>Pyxirfma</i> , Mich.	REJE, Fr.
Trib. 1. USNEACEJE, Fr.	<i>Lecanora</i> , Ach.	<i>Scyphophorus</i> , Vent.	Sphserophoron, Pers.
<i>Ufnea</i> , Dill.	<i>Lobaria</i> , Hoffm.	<i>Helopodium</i> , DC.	Plocaria, Eschw.
<i>Alectoria</i> , Ach.	<i>Imbricaria</i> , Hoffm.	<i>Pycnothelia</i> , Desf.	<i>Isidium</i> , Ach.
<i>Evernia</i> , Ach.	<i>Physcia</i> , Ach.	<i>Cenomyce</i> , Ach.	Trib. 2. ENDOCAKPEJC,
<i>Neuropogon</i> , Nees.	<i>Xantheria</i> ,	<i>Bacomyces</i> , Pers.	Fr.
<i>Bryopogon</i> , Noes.	<i>Amphiloma</i> ,	<i>Biatora</i> , Fr.	<i>Endocarpon</i> , Hedv.
<i>Cornicularia</i> , Ach.	<i>Placodium</i> , Ach.	<i>Lecidea</i> , Ach.	<i>Dermatocarpon</i> , Each.
<i>Ramalina</i> , Ach.	<i>Psoroma</i> , Ach.	<i>Rizocarpon</i> , DC.	<i>Sagedia</i> , Ach.
<i>Roccella</i> , DC.	<i>Rinodina</i> , Ach.	<i>Cirdnaria</i> , Fée.	<i>Ascidium</i> , Fde.
<i>Siphula</i> , Fr.	<i>Patellaria</i> , DC.	Trib. 4. COLLEMACEJE,	<i>Porina</i> , Ach.
<i>Dufourea</i> , Ach.	<i>Squamaria</i> , DC.	Fr.	<i>Pertusaria</i> , Lam.
<i>Cetraria</i> , Ach.	<i>Plectocarpon</i> , Fée.	<i>Leptogium</i> , Fr.	<i>Porophora</i> , Meyer.
Trib. 2. PARMELIACEA,	<i>Delisea</i> , Fée.	<i>Collema</i> , Hoffm.	Trib. 3. THYPETHELIA-
Fr	<i>Dirina</i> , Fr.	<i>Lemniscium</i> , Wallr.	CEM, Fr.
<i>Solorina</i> , Ach.	<i>Zeoraf</i> , Fr.	<i>Geissodia</i> , Vent.	<i>Porothelium</i> , Eschw.
<i>Peltigera</i> , Hoffm.	<i>Gyalecta</i> , Ach.	<i>Ephebe</i> , Fr.	<i>Mycoporon</i> , Meyer.
<i>Nephroma</i> , Ach.	Trib. 3. LECIDINJE, Fr.	<i>Micarea</i> , Fr.	<i>Porodotion</i> , Fr.
<i>Peltidea</i> , Ach.	<i>Stereocaulon</i> , Schreb.	Ord. 2. GASTEROTHA-	<i>Segestria</i> , Fr.
<i>Sticta</i> , Schreb.	<i>Cladonia</i> , Hoffm.	LAMI, Fr.	

Trypethelium, Spr.	Trib. 2. LIMBOKINA,	Scaphis, Eschw.	Gausapia, Fr.
<i>Ophthalmidium</i> , Esch.	Fr.	Sclerophyton, Eschw.	Dictyonema, Ag.
<i>Bathelium</i> , Afz.	Gyrophora, Ach.	Arthonia, Eschw.	Dichonema, Fr.
'Astrothelium, Eschw.	<i>Gyrostomum</i> , Fr.	Ustalia, Fr.	Hypochnus, Ehrenb.
Trib. 4. VERRUCARINJE,	Limboria, Ach.	<i>Pyrochroa</i> , Eschw.	Colletosporium, Lk.
Fr.	Urceolaria, Ach.	Coniangium, Fr.	Racodium, Lk.
Verrucaria, Pers.	Thelotrema, Ach.	Diorygma, Eschw.	Tophora, Fr.
<i>Pyrenula</i> , Ach.	<i>AnthVocarpum</i> , Mey.,	<i>Fissurina</i> , Fe*e.	Trichosporum, Fr.
<i>Stigmatidium</i> , Mey.	Trib. 3. GLYPHIDEJE,	Ord. 4. CONIOTHALAMI	Amphitrichum, Nees.
<i>Ocellularia</i> , Meyer.	Fr.	Fr.	Byssus, L.
<i>Nematoria</i> , Fe*e.	Chiodecton, Ach.	Coniocybe, Ach.	Nematogonium, Desm.
<i>Phyllocharis</i> , F&e.	Glyphis, Ach.	Calicium, Pers.	—————
<i>Craspedon</i> , Fe*e.	<i>Asterica</i> , Meyer.	Trachylia, Fr.	<i>Spurious Genera.</i>
<i>Melanophthalmum</i> ,	<i>Sarcographa</i> , Meyer.,	? Coniocarpon, DC.	Isidium, Ach.
	Conioloma, Flörke.	Ord. 5. BYSSACE&	Variolaria, Pers.
<i>Thrombium</i> , Wallr.	Trib. 4. GRAPHIDE/E,	Rhizomorpha, Roth.	Arthonia, Ach.
<i>Strigula</i> , Fr.	Fr.	Thamnomyces, Ehren.	Naevia, Fr.
? <i>Racoplcea</i> , Fr.	Graphis, Ach.	Synalissa, Fr.	Incillaria, Fr.
Pyrenastrum, Eschw.	Opegrapha, Pers.	Ccenocarpus, Reb.	Arthronaria, Fr. '
<i>Parmentaria</i> , Fe'e.	<i>Allographa</i> , Chev.	Mclidium, Eschw.	Fumago, Pers.
<i>Tricharia</i> , F6e.	Oxystoma, Eschw.	Phycomyces, Kunze.	Mycinema, Fr.
Pyrenothea, Fr.	Leiogramma, Eschw.	<i>Ascophora</i> , Schw.	Lepraria, L.
Ord. 3. IDIOTHALAMI,	<i>Leioreuma</i> , Eschw.	<i>Periconia</i> , Tode.	Protonema, Ag.
Fr.	<i>Medusula</i> , Eschw.	Lichina, Ag.	<i>Herpotrickum</i> , Fr.
Trib. 1. PYXINEA, Fr.	<i>Lecanactis</i> , Eschw.	Cora, Fr.	Plegmatium, Fr.
Umbilicaria, Hoffm.	Hysterina, Ach.	Cilicia, Fr.	Lanosa, Fr.
Pyxine, Fr.	Oxystoma, Eschw.	Coenogonium, Ehrenb.	Hypha, Pers.
		Thermutis, Fr.	

ORDER CCXCI. ALGJE,
or
ALGACEiE. } THE SEA-WEED TRIBE.

ALGÆ. JUSS. *Gen.* 5. (1788); *Roth. Catalecta Botanica* (1797); *DC. Ft. Fr.* 2. 2. (1815); *Agardh Synops. Alg.* (1817); *Species Alg.* (1821-1828); *Syst. Alg.* (1824); *Greville Alg. Brit.* (1830); *Hooker, Brit. Fl. vol. 2. pt. 1.* (1833).—PHYCE*, *Acharin* (1807?).—THALASSIOPHYTA, *LamourouT Ann. Mus.* 20. (1812); *Gaillon in Diet. des Sc.* 53. 350. (1828).—HYDROPHYTA, *Lyngb. Tentam.* (1819).—ARTHRODIE^E, *BoryinDiet. Class.* 1. 591. (1822).—HYDRONEMATE^:, *Nees in Nov. Act. Nat. Cur.* 11. 509. (1823); *Ann. desSc.* 13. 439. (1828).—CHAODINEA, CONFERVA and CERAMIARIEJE, *Bory in Diet. Class.* 3. and 4. (1823).—CHJETOPHORODEJE, *Greïnlle Fl. Edin.* 321. (1824).—HYDROPHYCJE, *Fries Syst. Orb. Veg.* 320. (1825).—NEMA-ZOAIRES, *Gaillon in Ann. Sc.Ser.* 2. 1. 44. (1834).

ESSENTIAL CHARACTER.—Leafless flowerless plants, with no distinct axis of vegetation, growing in water, frequently having an animal motion, and consisting either of simple vesicles lying in mucus, or of articulated filaments, or of lobed fronds, formed of uniform cellular tissue. *Reproductive matter* either altogether wanting, or contained in the joints of the filaments, or deposited in thecae of various form, size, and position, caused by dilations of the substance of the frond. *Sporules* with no proper integument, in germination elongating in two opposite directions.

AFFINITIES. Whatever ingenuity may be employed in determining the relative degree of dignity in the vegetable creation between Fungi, Lichens, and Algae, it seems to me that the conclusion which is constantly arrived at is, that Algae are absolutely distinguishable from the two others only by their living in water, and that, except for the influence which that medium exercises on them, they would be identical with Lichens on the one hand, and with Fungi on the other. Those who wish to make the order a special study will do well to take the excellent *Species Alrjarum* of Agardh for their guide, and

to study the papers of Bory de St. Vincent, and Fries, for general ideas, the various articles cited at the head of this article, and that most beautiful of all books, the *Alga Britannica* of Greville, together with the second volume of Hooker's British Flora, for the application of them to the Flora of this country.

Those who have ever examined the surface of stones constantly moistened by water, the glass of hothouses, the face of rocks in the sea, or of walls where the sun never shines, or the hard paths in damp parts of gardens after rain, cannot fail to have remarked a green mucous slime with which they are covered. This slime consists of Algae in their simplest state of organisation, belonging to the genera *Palmella*, *Nostoc*, *Red Snow*, and the like, the *Nostochinae* of Agardh, or *Chaetophoroideae* of Greville; they have been called *Chaodineae* by Bory de St. Vincent, whose account of them is to the following effect:—The slime resembles a layer of albumen spread with a brush; it exfoliates in drying, and finally becomes visible by the manner in which it colours green or deep brown. One might call it a provisional creation waiting to be organised, and then assuming different forms, according to the nature of the corpuscles which penetrate it or develop among it. It may further be said to be the origin of two very distinct existences, the one certainly animal, the other purely vegetable. This matter lying among amorphous mucus consists in its simplest state, of solitary, spherical corpuscles, (such as are figured by Turpin in the *Mémoires du Muséum*, vol. 18. t. 5.; and as may be easily seen in the common green crust upon old pales, *Palmella botryoides*); these corpuscles are afterwards grouped, agglomerated, or chained together, so producing more complex states of organisation. Sometimes the mucus, which acts as the basis or matrix of the corpuscles, when it is found in water, which is the most favourably medium for its development, elongates, thickens, and finally forms masses of some inches extent, which float and fix themselves to aquatic plants. These masses are at first like the spawn of fish, but they soon change colour and become green, in consequence of the formation of interior vegetable corpuscles. Often, however, they assume a milky or ferruginous appearance; and if in this state they are examined under the microscope, they will be found completely filled with the animalcules called *Naviculariae*, *Lunulimae*, and *Stylariae*, assembled in such dense crowds as to be incapable of swimming. In this state the animalcules are inert. Are they developed here, or have they found their way to such a nidus, and have they hindered the development of the green corpuscles? Is the mucus in which they lie the same to them as the albuminous substance in which the eggs of many aquatic animals are deposited? At present we have no means of answering these questions. According to Gaillon, many of these simple plants are certainly nothing but congeries or rows of the singular and minute animalculae called *Vibrio tripunctatus* and *bipunctatus* by Muller, strung end to end. See Ferussac's *Bulletin*, Feb. 1824. He there particularly applies this remark to *Monema comoides*; in his paper on *Nemazoaires* in the *Ann. des Sc. new series*, 1. 44., he enumerates a number of genera to which he ascribes this property.

Another form of Algae, one which may be considered a higher degree of development of the last, is that in which they assume a tubular state, containing pulverulent or corpuscular matter in the inside, and become what are called *Confervae*, or, as Bory styles them, *Arthrodiæ*. These, which comprehend true *Confervae*, *Oscillatorias*, and many *Diatomeae*, are thus spoken of by the botanist last mentioned:—The general character of *Arthrodiæ* consists in filaments, generally simple, and formed of two tubes, of which one, which is exterior and transparent, offers no trace of organisation to the most powerful eye, so that it might be called a tube of glass, and contains an inner articulated filament filled with colouring matter, often almost imperceptible, but

at other times very intense green, purple, or yellowish; these compound filaments present to the astonished eye the strangest and most different phenomena, all of which have the plainest characters of animal life, supposing that animal life is to be inferred from motions indicating a well-marked power of motion. The Arthrodia tribe usually inhabits either fresh or sea-water, and several species are common to both. One of them, but a species referred to the tribe with some uncertainty, the *Conferva ericetorum*, grows on the ground, but in places that are very damp, and often inundated; others among the Oscillating species cover the humid surface of rocks or earth, and the interstices in the pavement of cities; some even grow in hot springs of a very high temperature. (*Ulva thermalis* lives in the hot springs of Gastein in a temperature of about 117° Fahrenheit. *Ed. P. J.* 4. 206.) The most remarkable are, 1st. The Fragillarias, to which *Diatoma* and *Achnanthes* belong; these, when combined in the little riband-like threads which are natural to them, have no apparent action; but as soon as the separation of the joints takes place, a sort of sliding or starting motion may be seen between them. 2dly. The Oscillarias, some of which have an oscillatory movement, extremely active and perceptible; and the *Ulva labyrinthiformis* and *Anabaina*, which, with all the appearance of a plant, has, according to Vauquelin and Chaptal, all the chemical characters of an animal. 3dly. The Conjugate, the filaments of which separate at one period, and unite again at another, and finally, by a mode of coupling completely animal, resolve themselves into a single and uniform being: and, 4thly, the Zoocarpeae, most extraordinary productions, in which the animal and vegetable natures follow each other in the same individual; vegetables in the earlier period of their existence, but producing, in the room of sporules or buds, little microscopic animalcules, which become filamentous vegetables after a certain length of time. Greville, in his *Flora Edinensis*, adopted an opinion of Fleming and others, that many of the species referred to this group possess an animal structure; such as *Diatoma flocculosum*, *tenuis*, *arcuatum*, and *obliquatum*, and *Fragillaria striatula* and *pectinalis*; and he believed *Conferva stipitata*, *Biddulphiana* and *tensiformis* of Eng. Bot., together with the whole genus *Echinella*, to be equally dubious. But he altered this opinion after two or three years, if we are to judge from his *Cryptogamic Flora*, in which are beautiful figures of some of the very beings the animal nature of which is so much to be suspected. For example, *Diatoma tenue*, a little Confervoid plant with parallelogramic articulations, at first attached by their longest sides, and afterwards separating at their alternate extremities, so as to form a filiform tube." "The filaments," according to an interesting observation of the Rev. Mr. Berkley, "at a certain period seem to lose the squareness of their figure, to be attenuated at the extremities and dilated in the centre, to become cylindrical and opaque, and in short, metamorphosed into a moniliform filament, with elliptical or oblong purple joints and colourless articulations." (Vol. vi. 354.) Agardh is of opinion that we have among these rudimentary Algae not only a distinct passage to the animal, but even to the mineral kingdom: for he states that some of his Diatomeae include vegetable crystals bounded by right lines, collected into a crystalliform body, and with no other difference from minerals than that the individuals have the power of again separating. *System*, xiii. The observations above quoted are those of naturalists of so high a reputation for accuracy, that they may safely be accepted as certain; but I do not know what to say of such as the following, by Meyen, unless that they require to be verified by others, especially because those who have sought for the phenomena he mentions have not succeeded in finding them. This writer states that he has seen, very often, a spontaneous motion in *Zygnema nitidum*; and its filaments contract from the length of 10 inches to that of 4-6 lines; that the Oscillatorias move in a circle; that the glo-

buleg contained in the filaments of *Zygnema* have a life partly vegetable, partly animal, and procreate similar globules, some of which become animals endowed with motion. See Agardh's *Species Algarum*, 2. 48., from which this account is extracted. Certain supposed Confervae, called Bacillarias, are rejected from plants by Bory de St. Vincent, and placed in the lowest grade of the animal creation. See *Diet. Class.* 2. 128.

Other Algae approach nearly to the structure of Lichens, lose entirely their animal properties, and become broad flat expansions, or finely divided vegetables, such as are seen in the ordinary state of Sea-weeds, Fuci, or marine Confervae. Of the British species of these, and their general nature, an excellent account has been given by Greville in his *Alga Britannica*, from which the greater part of the following remarks are extracted. While the two first groups consist of microscopic objects inhabiting obscure places, shady Paths, or half-immersed surfaces of stones and banks, the more complete Algae comprehend species forming subaqueous forests of considerable extent in the vast ocean, emulating in their own gigantic dimensions the boundless element that enfolds them. *Chorda filum*, a species common in the North Sea, is frequently found of the length of 30 or 40 feet. In Scalpa Bay, in Orkney, according to Mr. Neill, this species forms meadows, through which a pinnace with difficulty forces its way. *Lessonia fuscescens* is described by Bory de St. Vincent as 25 or 30 feet in length, with a trunk often as thick as a man's thigh. But all these, and indeed every other vegetable production, is exceeded in size by the prodigious fronds of *Macrocystis pyrifera*. "This appears to be the sea-weed reported by navigators to be from 500 to 1500 feet in length: the leaves are long and narrow, and at the base of each is placed a vesicle filled with air, without which it would be impossible for the plant to support its enormous length in the water; the stem not being thicker than the finger, and the upper branches as slender as common packthread."

These remarks may be concluded by a reference to the following works, in which farther information relating to the animal nature of certain Confervae may be found: Nees von Esenbeck *Die Algen des Sussen Wassers* (1814); Treviranus in *Ann. des Sc.* 10. 22. (1817); Gruithuisen in *Nov. Act. Acad. Leopold. Curios.* 10.437.; Carus in *the same*, 11. 491. (1823); Gaillon in *Ann. Sc.Nat.* 1. 309. (1823); and *Nov.* 1. 44. (1834); Desmazières in *the same*, 10. 42. (1825), and 14. 206. (1828); Unger in *the same*, 13. 431. (1828); Kutzing in *the same Ser. Nov.* 2. 129 217 and 3GL (1834); Link in *the same*, p. 321., where the authorities to prove that many reputed Zoophytes are Algae with a calcareous incrustation; all of which should be carefully consulted by those who wish to form any accurate judgment upon this most curious and interesting subject.

ANALOGY. This has been treated upon carefully by Lamouroux in the *Annales des Sciences Naturelles*, vol. 7, and by Greville in the *Alga Britannica*. They are most important to the economy of nature for forming the commencement of soil by their deposit and decomposition. The basin of the jar is said to be continually rising by the deposit of such plants, particularly Conferva chthonoplastes, the closely aggregated slimy fibres of which form the peat beds. *Ed. P. J.* 2. 392. The same circumstance occurs in lakes and ditches, the bottoms of some of the former, in this country, are no doubt incrustated by the curious production called Conf. oegagropila. To the peculiar distinction of phaenogamous plants into certain botanical regions, a fact familiar to all botanists, there is something analogous in the submersed Flora of the ocean. We find latitude, depth, currents, influencing the forms of Algae in nearly the same way as latitude, elevation, and station, affect those plants which are more perfect, and many of the latter are confined to small extent of country, so do several of the Algae extend but to short distances in the

sea. Tims *Odonthalia dentata* and *Rhodomenia cristata* are confined to the northern parts of Great Britain, while many others are peculiar to the southern parts; and, on the contrary, many are cosmopolites of an unbounded range, such as *Codium* and *Ulvaceae*. The latter thrive best in the polar and temperate zones, *Dictyoteae* increase as we approach the equator, *Fuci* particularly flourish between the parallels of 55° and 44° , and, according to Lamouroux, rarely approach the equator nearer than 36° . The articulated or imperfectly formed fresh-water Algae are nearly confined to the temperate and northern parts of the world, being almost unknown or undescribed from within the tropics. The number of species is scarcely capable of being estimated.

PROPERTIES. For what wise purpose the Creator has filled the sea and the rivers with countless myriads of these plants, so that the Flora of the deep waters is as extensive as that of dry land, we can only conjecture; the uses to which they are applied by man are, doubtless, of but secondary consideration; and yet they are of no little importance in the manufactures and domestic economy of the human race; Greville describes them thus (*Alga Britannica*: xix.) :—

" *Rhodomenia palmata*, the dulse of the Scots, dillcsk of the Irish, and saccharine *Fucus* of the Icelanders, is consumed in considerable quantities throughout the maritime countries of the north of Europe, and in the Grecian Archipelago; *Iridaea edulis* is still occasionally used, both in Scotland and the south-west of England. *Porphyra laciniata* and *vulgaris* is stewed, and brought to our tables as a luxury under the name of Laver; and even the *Ulva laticima*, or green Laver, is not slighted in the absence of the *Porphyrae*. *Entosomorpha compressa*, a common species on our shores, is regarded, according to Gaudichaud, as an esculent by the Sandwich Islanders. *Laurentia pinna-tifida*, distinguished for its pungency, and the young stalks and fronds of *Laminaria digitata* (the former called Pepper dulse, the latter Tangle), were often eaten in Scotland; and even now, though rarely, the old cry, 'Buy dulse and tangle,' may be heard in the streets of Edinburgh. When stripped of the thin part, the beautiful *Alaria esculenta* forms a part of the simple fare of the poorer classes of Ireland, Scotland, Iceland, Denmark, and the Faroe Islands.

" To go further from home, we find the large *Laminaria potatorum* of Australia furnishing the aborigines with a proportion of their 'instruments, vessels, and food.' On the authority of Bory de St. Vincent, the *Durvillea utilis* and other *Laminariae* constitute an equally important resource to the poor on the west coast of South America. In Asia, several species of *Gelidium* are made use of to render more palatable the hot and biting condiments of the East. Some undetermined species of this genus also furnish the materials of which the edible swallows' nests are composed. It is remarked by Lamouroux, that three species of swallow construct edible nests, two of which build at a distance from the sea-coast, and use the sea-weed only as a cement for other matters. The nests of the third are consequently most esteemed, and sold for nearly their weight in gold. *Gracillaria lichenoides* is highly valued for food in Ceylon and other parts of the East, and bears a great resemblance to *Gracillaria compressa*, a species recently discovered on the British shores, and which seems to be little inferior to it; for my friend Mrs. Griffiths tried it as » pickle and preserve, and in both ways found it excellent.

" It is not to mankind alone that marine Algae have furnished luxuries, or resources in times of scarcity. Several species are greedily sought after by cattle, especially in the north of Europe. *Rhodomenia palmata* is so great a favourite with sheep and goats, that Bishop Gunner named it *Fucus ovinus*. In some of the Scottish islands, horses, cattle, and sheep, feed chiefly upon it.

Fucus vesiculosus during the winter months; and in Gothland it is commonly given to pigs. *Fucus serratus* also, and *Chorda Filum*, constitute a part of the fodder upon which the cattle are supported in Norway.

"In medicine we are not altogether indebted to the Algae. The *Gigartina helminthocorton*, or Corsican Moss, as it is frequently called, is a native of the Mediterranean, and held once a considerable reputation as a vermifuge. The 'most important medical use, however (omitting minor ones), derived from sea-weeds, is through the medium of Iodine, which may be obtained either from the plants themselves, or from kelp. French kelp, according to Sir Humphrey Davy, yields more Iodine than British; and, from some recent experiments made at the Cape of Good Hope by M. Ecklon, *Laminaria buccijalis* is found to contain more than any European Algae. Iodine is known to be a powerful remedy in cases of goitre. The burnt sponge formerly administered in similar cases, probably owed its efficacy to the Iodine it contained; and it is also a very curious fact, that the stems of a sea-weed are sold in the shops, and chewed by the inhabitants in South America, wherever goitre is prevalent, for the same purpose. This remedy is termed 'by them Palo Coto (literally, goitre-stick) ; and, from the fragments placed in my hands by my friend Dr. Gillies, to whom I am indebted for this information, the plant certainly belongs to the order Laminariae, and is probably a species of *Laminaria*.

" Were the Algae neither * really serviceable either in supplying the wants or in administering to the comforts of mankind' in any other respect, their character would be redeemed by their usefulness in the arts; and it is highly probable that we shall find ourselves eventually infinitely more indebted to them. One species (and I regret to say that it is not a British one) is invaluable as a glue and tarnish to the Chinese. This is the *Gracilaria tenax*, the *Fucus tenax* of Turner's *Historia Fucorum*. Though a small plant, the quantity annually imported at Canton from the provinces of Fokien and Tche-kiang is stated by Mr. Turner to be about 27,000lbs. It is sold at Canton for 6s. or 8s. per pound, and is used for the purposes to which we apply glue and gum-arabic. The Chinese employ it chiefly in the manufacture of lanterns, to strengthen or varnish the paper, and sometimes to thicken or give a gloss to silks or gauze. In addition to the above account, the substance of which I have extracted from Mr. Turner's work, Mr. Neill remarks that it 'seems probable that this is the principal ingredient in the celebrated gummy matter called Chin-chon, or Hai-tsai, in China and Japan. Windows made merely of slips of Bamboo, crossed diagonally, have frequently their lozenge-shaped interstices wholly filled with the transparent gluten of

^ e H i t i '
 " On the southern and western coast of Ireland, our own *Chondrus crispus* is inverted into size, for the use of house-painters, &c.; and, if I be not erroneously informed, is also considered as a culinary article, and enters into the composition of blanc-mange, as well as other dishes. In the manufacture of soap, however, for the use of the glass-maker and soap-boiler, it is that the species most used *or this purpose are, *Fucus vesiculosus*, *nodosus*, and *serratus*, *Laminaria digitata* and *bulbosa*, *Himantalia lorea*, and *Chorda Filum*."

I am extremely obliged to Dr. Greville for the following list of the genera of Algae, which although it does not indicate the synonyms of the numerous genera, gives a more extensive view of the classification of the genera than any list published. The few names in brackets have been added by myself.

GENERA.

- § 1. FIJCOIDEJE, Ag. *Neurocarptts*, W. et § 11. GASTROCARPEJE, Myriotrichia, Harv.
 Sargassum, Ag. M. Grev. § 17. CERAMIEIE, Ag.
 Turbinaria, Lamour. [Gymnogongrus, Iridea, Bory. Polysiphonia, Grev.
 Carpophyllum, Grev. Martius.] Halymenia, Ag. *Hutchinsia*, Ag.
 Cystoseira, Ag. § 7. FURCELLARIE^E, Dumontia, Lamour. *Grateloupella*, Bory.
 Halidrys, Lyngb. Grev. Catenella, Grev. *Brongniartella*, Bory.
 Carpodesmia, Grev. Furcellaria, Lamour. § 12. CAULERPEJE, *Dicarpella*, Bory.
 Seirococcus, Grev. § 8. SpONGIocARPEIE, Grev. Caulerpa, Lamour. [Carradoria, Mart.]
 Scytothalia, Grev. Grev. *Chauvinia*, Bory. Dasya, Ag.
 Coccophora, Grev. Polyides, Ag. *Spongiocarpus*, Grev. § 13. ULVACEJE, Lamr. *Gaillona*, Bonnem.
 Fucus, L. Ag. Spongiocarpus, Grev. § 9. FLORIDEA:, Lamr. Anadyomene, Lamour. *Rhodonema*, Martens,
 Himanthalia, Lyngb. § 9. FLORIDEA:, Lamr. *Claudea*, Lamour. *Porphyra*, Ag. *Asperocaulon*, Grev.
Lorea, Lamour. *Oneillia*, Ag. Ulva, L. Thorea, Bory.
 Moniliformia, Lamour. *Delesseria*, Lamour. *Phylloma*, Lk. *Thorella*, Gaill.
 Splachnidium, Grev. *JVormskioldia*, Spr. Tetraspora, Lk. *Ceramium*, Roth.
 Polyphacum, Ag. Nitophyllum, Grev. *Tetrasporella*, Gaill. *Borynu*, Gratel.
Osmondaria, Lamour. *Dawsonia*, Bory. Phycornyces, Kunze. *Spyridia*, Harv.
 Scaberia, Grev. Hymenena, Grev. Enteromorpha, Lk. *Griffithsia*, Ag.
 § 2. Li CHINES, Grev. Rhodomenia, Grev. *Solenia*, Ag. *Wrangelia*, Ag.
 Lichina, Ag. Botryocarpa, Grev. [Hydrosolen, Mart.] *Calidictyon*, Grev. (95)
 § 3. LAMINARIE/E, Thanophora, Ag. *Ilea*, Fries. *Calithamnion*, Lyngb.
 Bory. Plocamium, Lamour. *Fistularia*, Grev. § 18. CON VERVE A, Ag.
 Durvillaea, Bory. Microcladia, Grev. *Bangia*, Lyngb. *Bulbochaete*, Ag.
 Lessonia, Bory. Odonthalia, Lyngb. *Bangiella*, Gaill. *Bulbochetetella*, Gaill.
 Macrocystis, Ag. Dictyomenia, Grev. Sphaeroplethia, Dub. *Conferva*, L. Ag.
 Laminaria, Lamour. *Volubilaria*, Lamour. Valonia, Ag. *Ingenhouzella*, Gaill*
 Agarum, Bory. Amansia, Lamour. Alysium, Ag. *Agurdhinella*, Gaill.
 Alaria, Grev. Rytiphlaea, Ag. § 14. SIPHONED Grev. *Rothella*, Gaill.
 Costaria, Grev. Rhodomela, Ag. Codium, Stackh. *Dictyonema*, Ag.
 § 4. SPOROCHNOIDEIE, Alsidium, Ag. *Flabellaria*, Lamour. *Hydrodictyon*, Roth.
 Grev. *Bonnemaisionia*, Ag. *Spongodium*, Lamr. *Hydrodictyonella*,
 Desmarestia, Lamour. *Delisea*, Lamour. *Agardhia*, Cabr. Gaill.
Desmia, Lyngb. Laurencia, Lamour. *Lamarckia*, Oliv. *Mougeotia*, Ag.
 Dichloria, Grev. *Chondria*, (ex parte) Ag. Bryopsis, Lamour. *Mougeotella*, Gaill.
TYinitaria, Bory. [Merizomyria, Poll.] Tyndaridea, Bory.
 Sporochnus, Ag. Chylocladia, Grev. Vaucheria, DC. *Zygnema*, Ag.
 Ajthrocladia, Dub. *Chondria*, (ex parte) Ag. *Vaucheriella*, Gaill. *Salmacisella*, Gaill.
 § 5. CHORDARIEJS, Ag. *Ectosperma*, Vauch. *Salmacis*, Bory.
 Grev. Corallopsis, Grev. Botrydium, Wallr. *Conjugata*, Vauch.
 Chordaria, Lk. Acanthophora, Lam. *Hydrogastrum*, (T)esv. Nodularia, Mert.
 Nematium, Dub. Chondrus, Stackh. *Rhizococum*, Desm. Sphaeroplea, Ag.
 § 6. DICTYOTEJE, La- Phyllophora, Grev. *Desmuzierella*, Gaill. *Cadmus*, Bory.
 mour. Sphserococcus, Ag. § 15. LEMANIEJE, Ag. Tiresias, Bory.
 Chorda, Stackh. *Coronopifolia*, Stack. *Lemania*, Bory. *Saprolegnia*, Nees ?
Scytosiphon, Ag. Calocladia, Grev. *£emanella*, Gaill. § 19. OSCILLATORIEA>
 Asperococcus, La- *Bowiesia*, Grev. *Nodularia*, Lyngb. Harv.
 mour. *Gelidium*, Lamour. *Chantransia*, (ex Stigonema, Ag.
Encctbium, Ag. Gigartina, Lamour. parte) DC. Scytonema, Ag.
 Stilophora, Ag. *Gracilaria*, Grev. • *Polysperma*, (ex Calothrix, Ag.
Hy'droclathrus, Bory? Grateloupia, Ag. parte) Vauch. *Desmarestella*, Bory.
 Punctaria, Grev. Hypnea, Lamour. § 16. ECTOCARPEZE, Ag. *Dillwynella*, Bory.
 Striaria, Grev. Chaetospora, Ag. Cladostephus, Ag. Lyngbyâ, Ag.
Carmichelia, Grev. Ptilota, Ag. *Dasytrichia*, Lamr. Rosaria, Carm.
 Dictyosiphon, Grev. Champia, Lamour. Dasycladus, Ag. Oscillatoria, Vauch.
 Dictyota, Lamour. *Mertensia*, Roth. Sphacellaria, Lyngb. *Oscillatoriella*, Gaill-
Zonaria, (ex parte) Digenia, Ag. *Delisella*, Bory. *Anabuinella*, Gaill-
 Ag. Liagora, Lam. (Zooph?) Elachistea, Dub. *Anabainn*, Bory.
 Cutleria, Grev. § 10. THAUMASIEJE, Ectocarpus, Lyngb. *Microcoleus*, Desm.
 Padina, Adans. Grev. *Lyngbya*, Gaill. *Vaginarina*, Bory.
Zonaria, (ex parte) Thaumasia, Ag. *Carpisicarpella*, Bory. *Oscillanâ*, Bosc.
 Ag. (Zooph?) *Audouindla*, Bory. *Petalonema*, Beimel.
 Haliseris, Tozz. Ag. *Bwtrytella*, Bory. *Belonia*, Carm.
Dictyopteris, Lamr. *Pylayella*, Bory.

- | | | | |
|----------------------------------|---|-----------------------------|--|
| § 20. BYSSOIDEJE, Ag. | Draparnaldia, Bory. | Stereococcus, Kutz. | <i>Candollella</i> , (ex parte) Gaill. |
| Byssocladium, Ag. | <i>Draparnaldiella</i> , Gaill. | Hydrococcus, Kutz. | Frustulia, Ag. |
| <i>Bijssoccladiella</i> , Gaill. | | Echinella, Ach. | § 26. STYLLARIEA, Ap. |
| Alyspheeria, Turp. | Myxonema, Fries. | Nematococcus, Kutz. | Styllaria, Ag. |
| Mycinema, Ag. | Chaetophora, Ag. | Nostoc, Vauch. | Licmophora, Ag. |
| Amphiconium, Nees. | <i>Chatophorella</i> , Gaill. | <i>Nostochium</i> , Lk. | Meridion, Ag. |
| Chroolepus, Ag. | Corynephora, Ag. | <i>Nostocella</i> , Gaill. | <i>Lunulina</i> , (ex parte) |
| Trentepohlia, Ag. | Myrionema, Grev. | Hydrocoryne] Schwab. | Bory. |
| Protonema, Ag. | § 22. RIVULARIEJE, Harv. | Appendix. | § 27. CYMDELLEA, Ag. |
| Hygrocrocis, Ag. | <i>Chamamema</i> , Kutz. ? Rivularia, Roth. | Scythymenia, Ag. | Gomphonema, Ag. |
| Leptomitus, Ag. | <i>Linkia</i> , Michel. | Inoderma, Kutz. | Hydrurus, Ag. |
| Pythium, Nees. | <i>Linkiella</i> , Gaill. | § 24. DESMIDIJE, Grev. | <i>Cluzelln</i> , Bory. |
| Achlya, Nees. | [<i>Anhaltia</i> , Schwabe.] | Meloseira, Ag. | Gloiodictyon, Ag. |
| <i>Pmillina</i> , Bory. | § 23. NOSTOCHINEJE, Ag. | <i>Gaillonella</i> , Bory. | Homaeocladia, Ag. |
| § 21. BATRACHOSPER- | | <i>Led</i> , Bory ? | Berkeleya, Grev. |
| ME*, Ag. | Cryptococcus, Kutz. | <i>Lyngonium</i> , Lk. | Micromega, Ag. |
| Mesogloia, Ag. | Micraloa, Biasol. | Desmidium, Ag. | Schizonema, Ag. |
| <i>Helminthor</i> , Fries. | [<i>Spharothrombium</i> , Kutz.] | § 25. FRAGILLARIEA, Ag. | <i>Monema</i> , Grev. |
| <i>Cera</i> , Fries. | Protococcus, Ag. | Fragillaria, Lyngb. | <i>Spermogonia</i> , Bonn. |
| Uatrachospermum, Roth. | Haematococcus, Ag. | <i>Nematoplata</i> , Bory. | <i>Girodella</i> , Gaill. |
| <i>Charospermum</i> , Lk. | <i>Microcystis</i> , Kutz. | Achnanthes, Bory. | Cymbella, Ag. |
| | Palmella, Lyngb. | <i>Achnantella</i> , Gaill. | <i>Navicula</i> , Bory ? |
| | <i>Coccochloris</i> , Spr. | Diatoma, Ag. | <i>Bacillaria</i> , (ex parte) Nitsch. |

In the 14th vol. of *Nov. Act. Acad. Cæs. Leop. Cur.* are four new genera of
 min :—*Pediastrum*, *Scenedesmus*,
 not deci
 upon their affinities, and the author himself declines to assign them a place m

In order to complete the foregoing list of genera » « is in my power,
 « « Greville's letter.
 I have added the following names, which I do not find m *Ur*.

- | | | | |
|----------------------------|----------------------|-----------------------------|------------------|
| <i>Spharotilus</i> , Kutz. | <i>Isthmia</i> , Ag. | <i>Klosterium</i> , Nitsch. | W. W. S. & N. J. |
| <i>Ulothrix</i> , Tr. | T7-«««-«ftwia. | | |
| ia/i | | | |
| <i>Aristeua</i> , Kutz. | | | |

GENERA

IMPERFECTLY KNOWN AND NOT YET REFERRED TO ANY NATURAL
ORDER.

Deinbollia, Thonn.
Daphniphyllum, Bl.
Strombosia, Bl.
Bischoffia, Bl.
Adenilema, Bl.
Leucoxyllum, Bl.
Hagenia, Lam.
Lithophila, Swz.
Sacellium, H.B.K.
Sellowia/Rth.
 Winterlia, Spr.
Symmetria, Bl.
Phyla, LOUT.
Stixis, Lour.
Baitaria, R. et P.
Brossaea, Plum.
Cerium, Lour.
Cyrta, Lour.
Dasus, Lour.
Ehrenbergia, Spr.
Hydropyxis, Raf.
Matthissonia, Raddi.

Apactis, Thunb.
Augea, Thunb.
Lindera, Thunb.
Blepharistemma, Benth.
Diplanthera, Thouars.
Isopteris, Wall.
Peronia, Wall.*
Platystigma, R. Br.
Tusaccia, W.
Adenia, Forsk.
Byrsocarpus, Thonn.
Visnea, L.
 Mocanera, J.
Kugia, Bert.
Dupratzia, Raf.
Bulowia, Thonn.
Poraqueiba, Aubl.
 Barrera, Scop.
Ropourea, Aubl.
 Camax, Schreb.
Rochefortia, Swz.
Ananthopus, Raf.

Floscopa, Lour.
Wolfia, Horkel.
 Horkelia, Rchb.
Acharia, Thunb.
Argophyllum, Forst.
Calispermum, Lour.
Dichroa, Lour.
Euclea, L.
 Callibrachoa, Lexarz.
 Trujanoa, Lexarz.
 Casimiroa, Lexarz.
 Jalambicea, Lexarz.
 Lennoa, Lexarz.
 Didymomeles, Thouars.
 Lasianthera, Beauv.
 Macarisia, Thouars.
 Nageia, Gsertn.
 Octas, Jack.
 Ccelopyrum, Jack.
 Noltia, Thonn.
 Schousboea, Thonn.

CHARACTERS OF THE NEW GENERA

INTRODUCED IN THE PRECEDING WORK;

WITH

OCCASIONAL NOTES UPON SOME OF THE OLD GENERA.

*• *Macrocapnos*. *Royle MSS.*

^D languished from *Dactylicapnos* by its dry fruit, in Royle's Illustrations. The name has been since communicated to me by the author.

2- *Hyalostemma*. *Wall, in Herb. no. 6434.*

ⁱ involucrium 6-phyllum, uniflorum; foliis duplici serie insertis lineari-lanceolatis. Flores fljceci. Calyx 3-lobus, aestivatione valvata. Cor. 0. [6* Stamina indefinita, in torum 8-omerata. ? Carpella plurima; ovulo solitario erecto; stylus brevis; stigma recurvum, magnus, obtusum. Baccæ pisiformes pedicellate. Albumen ruminatum; *ex Roxb.*] — *Uvana dioica, Roxb.*

3- *Actinidia*.

^Sepala ? bracteæ PWVA proxime suffulta. Petala totidem. Stamina indefinita, antheris ^pnatiss extrorsis. Carpella 22 in ovarium solidum loculis totidem connata, stigma- ^tibus ⁿberis davatis radiantibus; placenta magna centralis fibroso-cellularis; loculi tot Quot stigmata, ovulis serie duplici insertis.—Sp. 1. *Actinidia callosa* (Dilleniacearum ordinis? *callosa Wallich cat. no. 6634.*)

4- *Gravenhorstia*. *N. ab E.*

^Cyx ovario semiadhaerens. Petala basi in tubum cohaerentia et corollam infundibuli- ^omem exhibentia. Antherae in fauce tubi subsessiles; locellis basi divergentibus. stylus simplex. Fructus dicoccus.—Differt a *Berardia* imprimis antheris subsessilibus, ^et stylo singulo cum fructu basi dehiscente apice semper continuo. — Gr. fastigiata; C. « => p Ecklon. *N. ab Esenbeck in litteris.*

5- *Gomphandra*. *Wall in Herb. no. 3718, 7204 ?*

^Calyx ⁴ ^Λ ^{enta} tus. Petala 4, inappendiculata, apice inflexa et pilis clavatis obsita. Stamina ^{*»} clavata, carnosae; anthera loculis parallelis, contiguis, in apice filamentum immersis, ^{do} ^{orso} et sub loculis pilis inaequalibus clavatis cristata. Ovarium (verosimiliter abortivum).

6- *Lhotskya*. *C. Schauer.*

^Calycis ⁸ tubus oblongus, 5-costatus, omnino adhaerens; *limbus* patulus 5-lobus, lobis bre- ^v ^{loq} ^s ^{cariosis} ^{obtusis}. Petala 5, calycis limbum longe excedentia, decidua, aestivatione ^{im} ^{bricata}. Stamina inaequalia, corolla breviora, numero indefinita (plura quam 10) ^o ^{pinna} ^{fertilis}; *filamenta* capillaria; *anthera* subglobosae, dorso medio insertae. Stylus ^{bi} ^{tormis}, imberbis, stamina superans; *stigma* punctiforme. Fructus maturus; *Peri-* ^J ^{sp} ^{rium} ^{capsulare} tubo calycis arete adnatum idemque 5-costatum. Semen 1 oblongum, ^{er} ^{ectum}, pericarpium totam fere cavitatem implens ej usque costis intrans, hinc pariter 5- ^{op} ^{nat} ^{um}; ^e ^p ^{permium} tenuissime-membranaceum; *perispermium* nullum; *embryo* ^{ree} [?] ^O ^{tro} ^Λ ^{US} ^{scmm} conformis; *cotyledones* minimae vix discernendae; *radicula* crassa, ^{Co} ^{ra} [—] ^Λ ^{rut} ^{ex} ^{australasicus} habitu *Genctyllidi* accedens. Folia conferta acerosa tetra- ^{tr} ^{ph} ^g ^{lahra} [>] ^H ^{ores} ^{rite} axillares solitarii sessiles, bracteolis binis inaequalibus persis- ^{tn} [«] [»] ¹⁸ ^P ^{ae} ^{cis} ^{carinatis} inferne altero latere connatis in brevem pedicellum ubeun- ^c ^p ^s ^b ^a ^s ^{tipati}.

1. — TM ^{des} ^{cm} ^{Schauer}. Hab. frequens in collibus circa sinum Regis Georgii III. in ^{Nov} ^z ^{landiae} ^{Of} a australi-occidentali, ubi florentem legit pecembri M. 1821. *All. Cun* ^{gham}, qui ^s ^j ^c ^e ^a specimina benignè mecum communicavit. (Dixi in honorem el.

Lhutsky Med. Dr. Vindobonensis, botanici in Nova-Hollandia peregrinatoris.) *Schauer* MSS.

7. Homoranthus. A. Cunningh.

Flores in apicibus ramulorum axillares, breviter pedicellati, complures plerumque fasciculati. *Alaba&trn* bracteis binis suboppositis membranaceis naviculari-cucullatis inclusa, quarum altera alteram ita omni margine amplectitur ut calyptram efficiunt ambae alabastrum plane abscondentem; ut vero flos magis evolvitur calyptram, in apice pedicelli ad basin calycis insertam, tollit et abject a ea nudus dein apparet. *Calycis tubus* ovatus, turgidus, 5-costatus, a medio deorsum ovario arete adhaerens, sursum liber membranaceus; *limbi* lobi 5 e basi latiore in cuspidem capillarem petala excedentem abeuntes. *Petala* 5, membranacea, suborbicularia, calycis limbo basi accreta, subpatentia. *Stamina* 20 ita disposita, ut singula sepalis, terna petalis superposita sint, sed harum laterales plerumque steriles sunt; *filamenta* brevissima complanata, sterilia fertilibus conformia; *antherae* globoso-pyriformes, basi insertae, biloculares, loculis tumidis. *Stylus* exsertus, subulatus, apice barbatus. Fructus maturus: *Pericarpium* capsulare calyce accreto inclusum itemque 5-costatum, stylo coronatum. *Semen* subglobosum, J cavitatis pericarpium implens sulcis ejus impressum, ergo 5-costatum; *epispermium* tenuissimum; *perispermium* nullum; *embryo* semini conformis orthotropus, massam homogeam referens.—Fruticis Australasici glabri, foliis acerosis. Genus ad *Darwiniam* accedens calycis tubo, stigmate barbato et staminibus; sepalis capillaribus *Calytricha* spectat, sed ab utroque longe differt. Bracteolarum denique fabrica ad *Pileanthum* transitum facit, in quo genere bracteolae illae omnino concretac veram constituunt calyptram. (Ab *öfiopog*: affinis, conterminus, et *LVQOO*: flos, quia floris fabrica characteres generum quorundam conjungit. *Enosantes* Cunningh. MSS.) *Schauer* MSS.

8. Actinodium. C. Schauer.

Flores capitato-aggregati basi bractea stipati; bractee extimae seriei capitulum cingentes latiores; pedicelli ex harum axillis prodeuntes steriles, elongati, bracteolis 3-compositis utriusque auctis terminati et sic radio quasi capitulum circumdantes. *Flores fertiles* discoidei, minimi, breviter pedicellati, intra bracteolas 2 distinctas in apice pedicelli subsecundas sessiles, tetrameri. *Calycis tubus* alato tetragonus, ultra ovarium deorsum ovario adnatus, superne sub sepalis constrictus; *limbi* latinize 4 lineares angustissimae. *Petala* totidem, ovata sepalisque conniventia membranacea persistentia. *Stamina* 8, per paria approximata, nulla sterilia; *filamenta* corolla breviora, subulata; *antherae* globosae, basi insertae. *Stylus* exsertus, capillaris, glaber; *stigma* punctiforme. Fructus . . .

Genus *Genetyllidi* quodammodo affine, sed perinsigne. Frutex Australasicus, pumilus, gracilis, *Dioamcn virgatee* haud absimilis, foliis imbricatis lanceolatis mucronato-acutis punctatis.

1. *A. Cunningliami* C. Schauer. Hab. in ora Australi Novae Hollandiae: R. Br. 1802. *IV. Baxter*, 1829. (v. s. sp. in herb. cl. Allan Cunningham.) (Ab *CLKTIV^TIQ*: radiosus, a capitulis radio sis.) *Schauer* MSS*

9. Touroulia.

This genus appears allied to Lecythidaceae, from which it is principally distinguished, according to the account of Aublet, by its regular flowers and opposite stipulate leaves.

10. Eriudaphus. N. ab E.

Calycis tubus brevis, ovario non adhaerens; limbus decemfidus; lobis alternis angustioribus; latioribus basi glanduloso-incrassatis. Fundus calycis lanadensapulvinatavestitus. *Stamina* numerosa (40 pluribus ordinibus), quorum exteriora plurima laciniis angustioribus, interiora bina v. terna latioribus opposita. *Stylus* crassus, stigmatibus binis truncatis limbitim excavatis. *Ovarium* uniloculare; ovula 4, per paria costis 2 parietalibus adhaerentia, infera.—*Kriudaphus* (ab *φpiov* lana et *tda(pog* sedes, fundus) Ecklonii C. B. Sp. Arbor. *N. ab Esenbeck* in litteris.

11. Eupetalum.

This is *Begonia petalodes*, *Bot. Reg. t. 1757*.

12. Ceratiosicyof*, N. ab E.

Flores diclini. *Perianthium* campanulatum, 5-fidum, persistens. § *Perianthium* latius, ad basin calyce (aut involucri) setaceo 4-5-phylo patulo prorsum. *Stamina* 3, libera; *antheris* erectis linearibus apice retusis ex utroque latere rima dehiscentibus. *Coronula* centralis staminibusve interjecta c processibus 6-8 brevibus subulatis subcanosis acutis coloratis (stigmatibus abortivis). ? *Perianthium* angustius, basi nudum. *Ovarium* . . .

stipitatum; stigmata 4 bifida. Coronula e processibus 3-4 subulatis brevibus. luteis, fundo perianthii in ambitu podogynii insertis (staminibus imperfectis). Capsula siliquiformis, longe stipitata, tetragona, quadrivalvis; valvis basi apiceque cohaerentibus. Semina valvarum medio inserta, subcylindrica, truncata, arillQ. integro testae inflatae adhaerente. Flores racemosi, racemis geminis faemineo flore solitario longe pedunculate interjecto.—*C. Ecklonii*, C. B. Sp. Herba annua.(?) *N. ab Esenbeck in litteris.*

*3. Anisotes.

Lythrum anomalum. Aug. de St. H. in Ann. des Sc. 2. ser. 1. 6.

H. Phaleria. Jack.

ta many respects this seems to agree with Rhamnaceas; but the stamens are 8, petals 0, and albumen 0.

*5. Olinia. Thunberg.

deferred here upon Mr. Arnott's authority.

*6 *Plottzia.* Arnott.

Calyx fere ad basin 5-fidus; tubus brevis cupulatus intus in em bran a tenui albida tectus; segmentis conniventibus linearibus 3-nerviis dorso sub apice cunillato in cornu spinescena desinente. Petala nulla. Stamina 5; filamenta subulata sum mo caiycis tubo inserta. Stylus filiformis unicus et stigma simplex. Capsula cvalvis 1-sperma ovata calyce indurato tecta glabra. Caules simplices e basi decumbente suffruticosa erecti, ex eadem radice lignosa plures, alii annotini floriferi, alii hornotini dimidio breviores, floribus carentes. Folia opposita subulata rigidiuscula mucronata utrinque bistriata erecta, internodiis longiora. Stipulae membranaceae lanceolatae plus minusve fissae velacerae foliis dimidio breviores. Cymae terminales dichotomae. Calyces flavidi.—*Paronychia dichotoma.* Nuttall.—*Arnott in litt.*

17. *Schizonotus.* Lindl. in Wall. Cat.—*Spiraea sorbifoliu*, &c.

18. *Lupinus*, L.

Referred hither upon the authority of Mr. Agardh, Jun.

19. *Synaedrys.*

Arbor, folia, flores, et cupula, plane ignota; in foro Cantonensi vulgo venditur fructus, qui *glans* est depressa, maxima pro parte cupula immersa, ossea, apice depresso medio subtomentoso; intus semiquinquelocularis. Semen abortu solitarium cotyledonibus in tot lobos divisus quot oculi, more Juglandis.—*Sp. 1. Syneedrys ossea.*

20. *Scepa.*

Stam. 2. § Sepala 4-6 serie duplici. Stigmata 4, fimbriata. Ovula apice villis immersa. §ot laminae arillaceae quot ovula.—*Sp. 1. S. villosa*=*Lepidostachys villosa*, Wall. Cat. 7298.—*Sp. 2. S. stipulacea*; sepalis faemineis interioribus trilobis, foliis petiolatis oblongo-lanceolatis acuminatis glabris, stipulis oblongis acutis membranaceis i-etioi longitudine. ^{in re 5ⁿo} Burmano, Griffith.

21. *Lepidostachys.* Wall. Cat. No. 6816.

Stamina 5. ? Sepala 4-6 serie duplici. Stigmata 2, emarginata, integerrima. Ovula ^o laminae arillaceae una ovulorum pari cuique.—*Sp. 1. L. Roxburghii*, Wall. ^J c.=*Alnus dioica*, *Roxb. Fl. Ind.* 3. 580=*Commia?* arillata, *Hamilt. MSS.*

^ *Hymenocardia.* Wall. Cat. No. 3549.

^{an} ^{di} ^{oici?} ^{monoici?} § *Amenta* sessilia. *Calyx* 2-sepalus. *Stamina* 5, monadelphia, ^{oblongis} ^{basi} ^{acutis.} ? *Flores* fasciculati, gemmacei, Coryli modo. *Calyx* 5-^{em?} ^{ovarium} ^{superum} ^{biloculare,} ^{stigmatibus} ² ^{setaceis} ^{sessilibus.} *Ovum* ^{collateralia,} ^{appenda,} ^{basi} ^{attenuata} ^{et} ^{dilatata} ^{post} ^{fecundationem.} *Fructus* ^{membranaceus,} ^{compressus,} ^{2-locularis,} ^{bialatus}—*Folia* oblonga, integerrima; ^{villosa} ^{multa} ^{glabriuscula.}—*Sp. 1. Hymenocardia punctata.* Wall. I. c. I ^{not} ^{seen} ^{the} ^{ripe} ^{fruit} ^{of} ^{this,} and am therefore doubtful as to its true station. No factory trace of uril is visible in the young ovules, nor does the fruit look as if it

were dehiscent; hence my uncertainty as to whether it belongs to Scapeaceae; and yet there is no better station; for it differs from Betulaceae in its female flowers not being amentaceous, and in its 2-leaved calyx; its compound pistil separates it from Urticaceae and its amentaceous unisexual flowers with monadelphous stamens from Ulmaceae.

23. Mourera.

For this, the original name of Aublet, both Bongard and Chamisso have preferred the spurious one, Lacis, of Schreber; I trust however, that in this, as in other cases, botanists will not hesitate to repudiate a term which has no pretensions for preservation, and will do justice to the memory of Aublet. The excellent descriptions of Bongard and Chamisso have thrown much light upon the true structure of the genus; but I cannot concur with the former author in referring to one genus all the species assembled under the name of Lacis.—In the first place there is the original Mourera, with a rudimentary calyx and separate stamens surrounding the ovary on all sides; to this genus, of which *Marathrum* appears to be a species, and to which are to be referred Lacis aspera, membranacea, &c. the name MOURERA may be preserved.—Secondly, there is Lacis monadelpha Bongard, which has no rudimentary calyx, and monadelphous stamens surrounding the ovary on all sides; for the sake of avoiding a new name that of LACIS may be continued to this type.—Thirdly, there are various species with the rudiments of a calyx and (generally two) unilateral stamens; these constitute the genus PODOSTEMON, which I see no advantage in suppressing. *

24. Aquilaria.

Perianthium turbinatum, coriaceum, tubo intus squamis descendentes hirsutis tecto. Stamina fertilia 10; filamenta breviuscula. Ovarium sessile, obovatum, obtusum. Stigma sessile, convexum. Capsula sessilis, lignosa.—*Ophispermum Lour*, forte huc pertinet, teste Brown, at stylus dicitur elongatus et bifidus, verosimiliter per incuriam: hujus etiam perianthium dicitur 6-partitum, at esters descriptionis partes hanc errorem typographicum esse probant. *Arnott in litt.*

25. Gyrinops.

Perianthium longe tubulosum, tenue coloratum; tubo intus glabro. Antheri 5, perianthii lobis oppositae, sessiles. Ovarium longe stipitatum oblongum, apice in stylum conico-filiformem attenuatum. Stigma compressoglobosum. Capsula longe stipitata, coriacea.—Tota planta colore aurantiaco suffusa. Cortex valde tenax, omnino ut in Thymeleis. Folia elliptico-oblonga, subito et obtuse acuminata. Perianthium (in sicco) aurantiacum novem lineas longum, vix semilineam latum. *Arnott in litt.*

26. Evonymodaphne. *N. ab Esenbeck.*

Hermaphrodita. Stamina perfecta 3 tertii ordinis, in columnam angulatam contigua; 6 exteriora laminiformia, alterna sessilia unguiculataque. Antheri apice poro gemino horizontali dehiscentes, valvula introrsum ascendente erecta. Fructus ignotus.—*Laurus armeniaca Phipps*, Ad Tochache in Peruvia. *N. ab Esenbeck in litt. Dec. 1835.*

27. Pleurothyrium. *N. ab E.*

Hermaphroditum. Perianthium C-fidum tubo obconico-trigono, laciniis patentibus oblongis subsqualibus crassiusculis deciduis. Glandulae 6, triangulares; introrsum carinatae cum laciniis perianthii alternantes, persistentes. Stamina 9, subconformia; antheri subcubicae, quadrilobatae locellis omnium lateralibus, parallelis, ovatis; altero, retro altero introrsum specjante; filamentis brevibus. Staminodia parva dentiformia, basi a tergo biglandulosa. Bacca (juvenilis) tubo perianthii suburceolato repando immersa. Inflorescentia: thyrsi axillares. Folia costata. *Pleuroth. Chrysophyllum et bifidum.* (Ocoteca) Pöpp. Peruvia.

28. Blepharolepis. *N. ab E.*

Hermaphrodita. Calycis loco bracteolae 2. Petala 4, membranacea, tenuissima, apice ciliato-lacera. Stamina 4, libera, petalis alterna. Antheri bilobatae. Stylus bipartitus. Utriculus monospermus, compressus, non dehiscentis.—Flores axillares conferti ramos ulique tegentes et amentum longum fingentes. Folia parva. Tota planta amentum ramosum exhibit. *ly parvus.* Bl. *Zeyheriana* C. B. Sp. An inter Illecebras? *N. ab Esenbeck in litteris.*

29. Centropodium.

Nomen compositum a *KIVT'HH* pungo et *Trove*, *VOSOQ* pes; quia fructus tribuliformes obambulantium pedes pungunt. Genus est monocum, ex ordine Polygonearum.—*u u** spinosus. *Thunb. BurchclVs Travels*, 1. 340.

30. *Oxygonum alatum*.

Planta annua monoica. Folia lanceolata, incisa, ^{^ n t c 6 ' % / ^ ^ ^} cati pedunculati; plures in spic* articulis. Flores masculi incarnati quadrifidi, > £ ^ * .™ S I angulis petaloideis. Filamenta elongata octo. Antherae ovate. Fructus oblongus, angui 3 membranaceo-alatis. *Burchell's Travels*, 1. 548.

31. *Pilitis*.

Calyx foliaceus, pungens. Corolla calyptrae formae triformis, dehiscenti basi truncata persistente. Stamina hypogyna, persistentia. Squama hypogyna bidentata. ^{—m. tex} ramis annulatis micatizatis. Folia glaberrima basi cucullata acerosa, ^{^ g j ^ ^} terminalia ovata, bracteis ovatis imbricatis pungentibus. —Sp. 1. *P. acerosa*. Insula Van Diemen. *Gunn* (No. 307.)

32. *Desfontainia*. R. et P.

This is more nearly related to these than to any other Plants ^{^ ^ ^} which I am acquainted with. It obviously differs in the great development of its ^{^ ^ ^} *H* ^{^ ^} *eds—as* it also may in the structure of the latter, but these are a* 1 [^] . It has surely no kind of relation to Gentianaceae, to which Don has referred it.

33. *Cantua quercifolia*. Juss.

This is a different genus from the remainder of the species.

34. *Cyananthus*. Wall.

Placed here at the suggestion of Mr. Bentham.

35. *Diapensia*. L.

Sepala ^{fo}Uacea, duobus interioribus duplo minoribus. Antherae, ^{.. c .} volvulis mut. es. Semina [«] indefinita.

36. *Pyxidantha*. Micks.

Sepala membranacea subsqualia. Antherae valvulis inferioribus anastato. ^{• • •} Semina ^{cuique} loculo 7.

37. *Pogonetes*.

Est *Scaevola spinescens*. R. Br.

38. *Scalesia*. Arnott. (Heliandraceae Heliopsidae).

*Pitulum homogamum. Antherae nigricantes, exsertae, ^{^ ^ ^ ^ ^ ^ m ^ ^} Stylus Tagetis. Achenium compressum, ^{o b c ^ t m ' m} Sale. Capitula basi intrusa brum, disco epigyno inconspicuo. Frutex, ^{^ ^ ^ ^ j T r t t e n u k t o}, alterna, supra axillaria, brevi-pedunculata. Folia linear-lanceolata ^{^ ^} in ^{^ ^} *Stylis* ^{^ ^} insulis Galliae. *Babriuscula*, subtus pubescentia, integerrima. ^{bp- i. Oi} Pagos. ^{^ rno»}. in *UtU*

39. *Eriopappus*. Arnott,

Styli disci rami elongati pubescentes cono brevi terminati; Pappus radii deest; disci e paleis 9-12, uniserialibus lineari-longeacuminatis obsolete uninerviis serrulatis basi extus longepilosis intusque villosis-lanatis. Near to *Allocarpus*.—*Blepharipappus glandulosus* *Hooker. Arnott in litt.*

40. *Uncaria*.

Genus est Martyni* affine; aquocapsulae forma, (vide iconem magnitudine naturalis).

Urtica Scata, Geor. ^{*, > ^} 1 ^{*} [^] *Sffi*
fohola 5 linearia acuta. Corolla infundibuliformis, tubo ^{BTN} ^u corolla duplo ^{^ 1 . ^} ^{Cap} ^{wtundatis aequalibus}. Stamina 4 didynama, ^{P s b " ^ t i} ^{Sen. in numerosa oblonga an-} ^{su} ^{Ubilocularis lignosa, angulis lobato-alatis, ^ ^ ^} ^{Stf* T conspersa est.} *Bur-* ^{6«} ^{Uta rugosa. ToU} planta. sub lente visa, punctis numerosis aius color ^v
Urtica *Travels*, 1. 536.

41. *Rhigozum*.

Frutex 6-petalis. Ramuli horizontaliter. Folia obovata. [^] name of *Rhigozum* is

compounded of *piyów* and *Ǿzoo*; from the rigid branches which the species are found to have. It is a true Bignoniaceous genus, and distinguished in its order by five fertile stamens, sometimes varying to seven. In all the species, *simple*, *trifoliolate* and *fasciculate* leaves are found on the same plant. The flowers are yellow and handsome. *Burchell's Travels*, 1. 389.

42. *Thunbergia*.

Species Ind. or. corolla infundibuli-aut hypocrateriformi et antheris ciliatis basique calcaratis genus diversum efficere puto. *N. ab. E. in Hit. Dec. 2, 1835.*

43. *Gymnacanthus*. *N. ab. E.*

Calyx grandis, coriaceus, ultra medium quinquefidus, imbricatione contorta. Corolla infundibuliformis, limbo aequali quinquefido. Stamina quatuor, circa basin tubi inserta, didynama. Antherae bilocellatae, sagittate, locellis aequalibus. Stigma compresso-bilamellatum, spirale. Ovarium basi annulo cinctum, biloculare loculis tetraspermis. Ovula depresso-subrotunda, retinaculis, (uti videbatur) carentia. Inflorescentia: flores absque bracteis bracteolisque, brevi-pedicellati e foliorum in caulis ramorumque apice approximatorum axillis oppositi, solitarii, pedicellis petiolisque basi connatis.—G. petiolaris Regn. Mexic. Haenke. *N. ab. E. in litt.*

44. *Chaetacanthus*. *N. ab. E.*

Capsula oblonga, depresso-tetragona, rigidula, in medio tetrasperma. Calyx profunde quinquefidus, laciniis longis setaceis rigidis. Corolla infundibuliformis, tubo hinc gibboso, limbo aequali. Antherae cordatae, locellis sub-parallelis basi muticis. Flores axillares sessiles, basi bracteolis duabus subulatis. Genus proximum *Dyschoristae* *N. ab. E. in Wall. Pl. As. rar. III. p. 75. n. 11.*, diversum capsula in medio nee basi seminifera, calycis laciniis longissimis setaceis demum magis rigescentibus et pallentibus staminibus duobus, reliqua ut taceam.—Ch. (*Ruellia setigera*) *Per. C. b. Sp. N. ab. E. in litt.*

45. *Aphragmia*. *N. ab. E. in Rcl. Hcenk.*

Calyx ad basin usque quinquepartitus, laciniis inaequalibus, duabus angustioribus. Corolla infundibuliformis, quinquefida, limbo aequali obtuso. Stamina quatuor didynama. Antherae angustae, bilocellatae, locellis aequalibus parallelis. Stigma bifidum. Capsula basi attenuata compressa valvis contiguas asperma, sursum subunilocularis, di-tetrasperma. Semina retinaculis subulatis suffulta. Inflorescentia: Pedunculi axillares dichotomi, floribus in dichotomia sessilibus. Bractae divisionum foliaceae, foliis dissimiles; bracteolae nullae.—A. Haenkei, in Mexico. Haenke. *N. ab. E. in litt.*

46. *Stenandrium*. *N. ab. E.*

Character Strobilanthes.—Corolla infundibuliformis; tubus cylindricus; limbus subaequalis, brevis, laciniis oblongis obtusis. Stamina fauces aequantia, brevia. Antherae lineares, unilocellatae, dorso et apice hirtae. Stigma simplex. Capsula oblonga ad basin bilocularis septo completo adnato, paulo infra medium tetrasperma. Semina echinata, retinaculis suffulta. Inflorescentia Strobilanthes.—St. mandioccanum. Beyrich. *N. ab. E. in litt'*

47. *Corythacanthus*. *N. ab. E.*

Calyx bilabiatus, labiis integris aequalibus. Corolla ringens; labio inf. amplo trilobo. Stamina duo, antheris bilocellatis locellis parallelis basi sagittatis subaequalibus. Capsula ad basin tetrasperma. Semina compressa, retinaculis latis subtensa. Infl. pedunculi axillares, furcatim pauciflori, bracteis divisionum exiguis, bracteolis nullis.—Cor. speciosus. Serra de Estrella, in umbrosis sylvarum. Beyrich. *N. ab. E. in litt.*

48. *Blepharacanthus*. *N. ab. E.*

Staminum minorum locellus in connectivo recto elongato styliformi lateralis, stipitatus, connectivi longitudine. Spicae terminales aut, propter ramulos brevissimos, ad speciei¹ axillares, bracteis imbricatis spinosis tectae, a basi florentes. Bracteolae oppositae, lineares. Perianthii lacinae superior et inferior, oblongo-lineares, truncatae, laterales duplo breviores. Corollae labium quinquelobum.—Bl. (*Acanthus Capensis* Thbg. et *procumbens* Thbg.) *N. ab. E. in litt.*

49. *Rhytiglossa*. *N. ab. E.*

Stamina duo. Antherarum locelli oblique unus super altero positi, discreti, mutici. *I²*: bium inferius fornicatum, breviter trifidum, rugosum, limbo depresso. Capsula basi compressa, superne bilocularis, fundo tetraspermo. Spicae axillares vel terminales brae-

colis parvis, bracteis inajoribus persistentibus. Differt a Gendarussa antherarum locellis muticis magis transversis et palato labii regulariter rugoso; a Beloperone labio superiore incurvo palatoque.—Rh. organoides, Eckloniana, ciliata. Cap. B. Sp. *N. ab E. in litt.*

50 - Chamseranthemum. *N. ab E.*

Character Eranthem. Stamina minora anthera unilocellata acuta. Spica floribus oppositis parvi-bracteatis.—*Ch. Beyrichii*. Serra de Estrella. Deyrich. *N* ab E. in litt.*

51 - Sphenandra. *Benth.*

Calyx profunde 5-fidus. Corolla tubo brevi subrotata, laciniis 5 rotundatis subaequalibus. Stamina 4 leviter declinata. Filamenta glabra, apice incrassata in antheras terminales uniloculares adnatas. Stylus simplex, stigmatibus elongate incrassato. Capsula 4-valvis dissepimento bipartibili.

This genus comprises the *Buchnera viscosa* Ait. and perhaps some other Cape plants which have been hitherto placed in *Buchnera*, without corresponding at all to any character given of that genus. It only differs from *Nefflea* in the glabrous stamina, and from my section *Chaenostoma* of *Manulea*, in the very short tube of the corolla and longer exserted lamina, thus forming the link that connects the *Verbascaceae* with the *Buchnereae*. *Benth. MSS.*

52, Microcarpaea. *R. Br.*

This genus must be confined to the *M. muscosa*, *Br.* The *M. spathulata*, *Hook.* must either be united to *Peplidium* or be considered as a separate genus. *Benth. MSS.*

53. Sophronanthe. *Benth.*

Calyx 5-sepalus sepalis parum inequalibus. Corollae tubus elongatus tenuis, post anthesin recurvus, limbus planus sub-bilabiatus. Stamina fertilia 2. Antherae biloculares. Capsula 4-valvis.—Species unica *S. hispida*: Herba perennis humilis rigida, foliis subpaniculatis margine revolutis, floribus axillaribus sessilibus. The genus is intermediate between *^ratioleae* and *Buchnerae*. The plant was gathered by Drummond at Apalachicola. *Benth. MSS.*

54. Adenostegia. *Benth.*

Calyx bifidus. Corollae labia subaequalia, superius oblongum galeatum erectum breviter bifidum. Stamina didynamia. Antherarum loculi disjuncti altero medifixo terminali, altero plamento infra affixo.—Species unica *A. rigida*: Herba Novo-californica tenuiter glanduloso-pubescentis, foliis anguste linearibus saepe trifidis, floribus ad apices ramorum paucis capitatis, bracteis appressis trifidis obtusis glandulosis ciliatis, calycinis lobis integris acutis corollam subsuperantibus, filamentis antherisque villosis. Capsula Castilleiae et Ortocarpus quibus generibus *Adenostegia* affinis est. *Benth. MSS.*

55. Roussea.

The specimens in Smith's herbarium have the leaves by no means strictly opposite, and it wears doubtful whether the stipules that are assigned to this genus really exist.

56 - Fabiana. *R. and P.*

Referred here at the suggestion of Mr. Benth.

57 - Systrepha filiforme.

Calyx fasciculata, tuberibus fusiformibus succulentis albis. Caulis volubilis filiformis, ampullaceo axillaris biflorus. Calyx 5-phyllus foliis subulatis. Corolla tubulosa basi goboso-inflata, apice 5-fida, laciniis longissimis, erectis elegantissimis. Nectaria 5 imperialis contortis. Tubus cylindricus nigro-purpureo punctatus. Nectaria 5 erecta, linearia, obtusa. Filamenta 5 nectariis longiora, apice conniventia et gemma biculatum depressum tegentia. Antherae 5 ad basin filamentorum, stylus et stigma conspicua. Nomen a *evanfu*, contorqueo, ob apices lacinarum corollae in funiculo contortos. Genus ex ordine Apocynearum. *Burchell's Travels*, 1. 546.

58 - Monocystis = Hellenia abnormis. *Lindl. Trans. Soc. Hort. vol. 7. p. 60.*

Est *Hellenia* ovario uniloculari monospermo.

Calyx tubi albus, apice constrictus limbo brevissimo trilobis reflexo. Corollae lobus exterior 3-partitus, laciniis aequalibus linearibus albis apice 5-fidis. Limbus interior laciniis superioribus nanis dentiformibus ad basin lacinae bifidis.

periods exterior is cuiadnascuntur; labello subrotundo complicate apiceemarginato, margine crispulo, basi, ut et dentes, sanguineo guttato. Anthera erecta oblonga integra inappendiculata, loculis duobus arcuatim convergentibus stylum retinentibus. Stylus filiformis glaber in sulco flarmenti quo longior. Stigma trigonum carnosum cucullatum. Glandulae hypogynae duae, breves, carnosae. Ovarium spongiosum, uniloculare, ovulo unico erecto.

59. Phseomeria=Alpinia⁷magnifica. *Bojer in Bot. Mag. t. 3192.*

60. Peperidium=Alpinia tubulata. *Bot. Reg. t. 777.*

61. Eustephia, diagnosi pessima falsò delineata, delcnda est; nunquam talis reperietur. *W. H.*

62. Bryobium.

Genus novum Octomeriae affine, floribus parvis herbaceis, 'pseudobulbis, foliis carnosis, columna nana, polliniis § § 8 8 ;-anthera 2-loculari diversum.

63. Cladobium.

Planta habitu Isochili proliferl. Flores fasciculati, purpurei. Folia emarginata. Sepala conniventia, lateralia basi paulo producta cum pede columnge connata labello supposita, supremum lineare convexum. Petala conformia s'cd paulo breviora. Labellum oblongum canaliculatum cum pede paululum producto columns continuum eique parallelum, margine leviter repandum. Columna marginata. Pollinia 4. teretia glandulae cuneatae sessilia. Sp. 1. C. violaceum eDemerara.

64. Mormodes.

Sepalum superius subfornicatum, angustum; lateralia conformia reflexa. Petala latiora, conformia, erecta. Labellum sellaeforme, ascendens, trilobatum, subcuncatum, apiculatum, cum columna articulatum. Columna semiteres, mutica; gynizus longus angustus; clinandrium postice acuminatum. Pollinia 4, per paria connata, caudiculae crassae affixa, glandulae carnosae crassae adhaerenti.—Habitus Cataseti. Sp. 1. Mormodes atropurpurea. In Antillis.

65. Mesoclastes. *Lindl. g. and sp. orch. p. 44.*

This was described from imperfect specimens. I now know it to be the same as Luisia of Gaudichaud; it probably is a genus distinct from Cymbidium. The name Mesoclastes must give way to that of Luisia.

66. Trichopilia.

Sepala et petala etqualia, patentia, angusta. Labellum magnum, petaloideum, convolutum, c. columna parallelum, trilobum, lobo intermedio sub-bilobo planiusculp; intus nudum. Columna teres, clavata. Clinandrium cucullatum, 3-lobum, villosio-fimbriatum. Anthera 1-locularis, compressa, antice convexa. Pollinia 2,]ostice sulcata, caudiculae tenui • cuneatae adhaeientia; glandula minima.—Pseudobulbi caniosi vaginis maculatis supertecti, monophylli, coriacei. Flores solitarii axillares. Sp. 1. Trichopilia tortilis.—Mexico.

67. Monadenia. *Lindl. G. et Sp. Orch. p. 257=Disa rufescens W.*

68. Penthea, *Lindl. I. c. p. 258=Disa patens W. filicornis Thunb.; mela leuca W.; tenuifolia W.*

69. Crybe.

Sepala et petala similia, lanceolata, conniventia; lateralibus basi obliquis. Labellum multo majus, membranaceum, cucullatum, nunquam expansum, cum columna clavata marginata semi-connatum.—Sp. 1. *Crybe rosea*. In Mexico. Loddiges.

70. Rhynchelythrum. *N. nb E.*

Spiculae homogeneae, polygae, a pedicellis caduceae. Glumaeduae; inferior minima, s^uperior e basi ventricosa tuberculataque et hirsuta abrupte attenuata, bidentata, inter denj^c* breviseta, rigida, chartacea. Flosculus inferior masculus, bivalvis; valvula iiferiof glumae superior! simillima et aequalis; superior nnn^r, angustior, binervis, dorso profunde canaliculata. Lodiculae membranaceae, glabrae, inicqualiter et obtuse bidentatae. Stamina

tria, antheris brevibus utrinque bifidis luteis. Superior hermaphroditus, minor, laevis, muticus, bivalvis, valvulis cum fructu durescentibus. Lodiculae acute bifidae. Stamina tria ut in masculo. Ovarium glabrum, in stylum rostriformem attenuatum; stigmata longa, dense plumulosa, violacea. Caryopsis compressa, valvulis, induratis tecta. Inflorescentia: panícula, ramis gracilibus.—Genus singulare, nulli, quod sciam, Panicearum propinquum, Holco aut Hierochloae quodammodo confine. — R. Dregeanum, N. ab E. C. b. Sp. N. ab Esenb. in litt.

71. *Bluffia*. N. ab E.

Spiculae geminatae, biflorae, homogamae, polygamae, cum rudimento flosculi tertii mucroniformi. Glumae duae, membranaceo-herbaceae, subulato-acuminatae; inferior minor (trinervis, superior 5-nervis). Flosculus inferior masculus, bivalvis; valvula inferior figura glumae superioris, paulo rigidior, subulato-acuminata, mutica; superior bipartita, membranacea, brevior, laciniis acuminatis antrorsum auriculatis et genitalia amplectentibus. Lodiculae duae, breves, rotundatae, repandae, membranaceae, planae, antice contiguae. Stamina tria; antherae fulvae, bifurcatae. Flosculus superior hermaphroditus; valvulae chartaceo-coriaceae, subaequales, apice attenuatae; inferior convexa acumine aristiformi; superior dorso concava acumine mucroniformi, basi utrinque auriculata, auricula membranacea genitalia amplectente. Lodiculae et stamina ut in masculo. Styli duo; stigmata plumosa. Inflorescentia: racemi digitati, rhachi angusta.¹ Bracteola ad basin pedicelli alterius spiculae, spiculam abortientem indicans, lanceolato-subulata, caduca, sub

^ singulo florum pañ.—Bl. Eckloneana, C. b. Sp. N. ab Esenb. in litt.

72. *Microstegium*. N. ab E.

Spiculae in axi articulatae fragilique geminae, cum axi glabrae, muticae, altera pedicellata, homogamae, hemigamae conformes. Glumae duae, chartaceae, muticae; inferior dorso planiuscula, ad latera bi-trinervis, superior carinata, trinervis. Flosculus uterque univalvis; inferior neuter, valvula ovato-lanceolata brevi, quandoque truncata, superior hermaphroditus, valvula brevissima truncata genitalia amplectente ovario vix longiori. (An potius lodiculae connatae? in nonnullis enim bipartitam vidi hanc partem.) Lodiculae nullae? Stamina tria; filamentis basi dilatatis gracilibus; antheris oblongis utrinque bifidis fulvis. Ovarium lanceolatum, acuminatum, hinc sulcatum; styli duo, discreti; stigmata longa plumulosa-pilosa. Inflorescentia: spicae subpaniculatae, dense, alternae pleneque bifidae aut dichotomae, articulis lineari-cuneiformibus compressis facile dissolutis. Gramen uti videtur, humile. Culmi compressi, adscendentes, plurinodis, in stris simplices. Vaginae dehiscentes, glabrae, internodia asquantes, superiores usdem Jongiores, purpurascens, supra paniculam superans. Folia lanceolata, 1-11 poll. longa, 2-3 poll. lata, acuta, basi breviter contracta, supra scitis radicatis ad basin longissimis sparsis vestita, subtus glabra. Ligula brevis, rotundata, denticulata. Inflorescentia ad speciem lateralis, viridis, glaberrima, U poll. longa, densa, ovalis. Spiculae lanceolatae, 1/2 lin. longae. Glumae aequilongae, acuminatae.—M. Willdenovianum. Nepal «erb. Willd. N. ab Esenb. in litt.

73. *Agenium*. N. ab E.

Spiculae in axi gracili subconformes, geminae, hemigamae. Glumae duae: inferior latior, planiuscula, herbaceo-membranacea, apice dentata multinerviis, superior angusta, membranacea, marginibus inflexa. Flosculi mutici, membranacei, sessiles; inferior neuter univalvis, valvula lanceolata; superior in spicula altera sessilisque bivalvis, in altera eaque brevissime pedicellata uni-bivalvis; valvula inferior lanceolata, acuta, margine inflexa, superior angusta minor quandoque truncata et obsolete, Lodiculae duae, membranaceae, gibbae, cuneiformes, apice subtruncatae cum mucrone. Stamina 3, antheris oblongis utrinque bifidis violaceis. Pistillum ipiculae sessilis fertile, Pedicellatae autem (ut puto) abortivum; ovarium oblongum; styli capillares, discreti. Inflorescentia: spicae alternatim fasciculate solitariae, pedicellatae. Spiculae imbricatae. Differt hoc genus ab Andropogonibus sect. 2 (Anathero) spiculis sub-homogamis conformibus omnique habitu.—A. nutans. *Suppl. Fl. Bras, ex Herb. Reg. Ber.*

74. *Prionachne*. N. ab E.

Spiculae biflorae, geminatae, homogamae, altera pedicellata altera subsessili. Glumae duae, complicato-cultriformes, inaequaliter, latere extenso truncato, posteriori seu rachi adverso piano subnervi, marginibus membranaceis contracta carina muricata; superior paulo angustior. Flosculi glumugudo valvulati, sessiles, bivalves, uterque hemisphaerici, membranacei, mutici, bivalves, uterque hemisphaerici. Valvula inferior major, acuta, superior linearis, bidentata. Lodiculae subquadratae, membranaceae, repando-crenatae glabrae. Stamina tria; filamentis capillaribus; Athens bifidis luteis. Ovarium glabrum, apice papilliformi; stylis brevibus discretis; stigmata

tnata penicilliformia. Inflorescentia: spica racemosa, simplex, terminalis. Rachis undata, teretiuscula, alternatim dentata et supra dentes plana. Articulatio glumarum callosa. Gramen annuum. Radix fibrosa. Culmi plures ex eadem radice lft-1 pedern alti, simplices, teretes, glabri, bi-trinodes, ad genicula flexi. Vaginae arctae, inferne laevissimae, supeme striatae et pubescentes. Ligula in setas soluta. Folia lineari-acuminata, angusta, demum convoluta, pubescentia, 14-3 poll, longa. Spica (seu racemus) 2-3* poll, longa, linearis, contigua, stricta. Spiculae modice imbricatae lanceolatae, obtusae, virides, 2 lineas longae, glabrae; murices car in arum patentes, rigidae, apice plerumque bifidae.—Pr. Ecklonii, C. b. sp. *Nees ab Esenb. in litt.*

75. Homoeatherum. *N. ab E.*

Spiculae in axi articulatae geminae heterogamae; altera sessilis hemigama, altera pedicellata neutra. HEMIGAMA: glumae duae, membranaceo-chartaceae; inferior angustior minorque canaliculata, bi-quadrinervis, nervis lateralibus in dentes setasque excurrentibus; superior cymbiformis compressa ad apicem bifida e nervo medio longe setigera. Flosculi duo membranacei tenues: inferior univalvis, valvula lanceolata ciliata mutica aut in setulam subtilem extenuata; superior bivalvis: valvula inferiori lanceolato-cymbiformi inter lacinias apicis latiusculas ciliatas setam emittens validam inferius tortam in medio reflexam: valvula superior minor, linearis, binervis, bidentata, dorso concava lateribus inflexis. Lodiculae subcarnosae, coloratae (flavae), truncato-bidentatae. Stamen (in una specie) unum. (Antherae fulvae). Styli discreti; stigmata aspergilliformia. NEUTRI: glumae duae: inferior subherbacea, plana, multinervis, ex apice bidentato bisetove longius setigera; superior angustior, submembranacea, margine inflexa, ex apice ciliato brevidentata setam parvam emittens. Flosculi inferioris neutriusque valvula plus minus evoluita. Flosculus superior omnino deest. Inflorescentia: spicae geminatae, in pedunculis vagina microphylla involutis subfasciculatae. Rhacheos articuli cuneiformes apice oblique truncati et excavati, oblique trigoni, latere exteriori latiori convexo. Pedicelli spiculose imperfectae articulis rhacheos similes, hinc convexi, inde concavi. Habitus omnino Andropogonis e sectione Cymbopogonum. Est genus intermedium inter Pogonathera P. de B. et Andropogones, illis tamen revera magis propinquum. Differt a Pogonathero genere spiculis singulis parvis non modo heterogamis, sed etiam forma diversis, gluma utraque spiculae pedicellatae setigera, inferiori quoque spiculae sessilis saepe biseta; turn vero lodiculis distinctis carnosisque.

1. Horn. Chinense, *N. ab E.*

In China circum Macao et in insulis adjacentibus a Julio in Septembrem, a. 1829, legit Rev. Vachell.

Folia et pars inferior culmi desunt. Summitas plusquam pedalis, &c. *Nees ab Esenb. in litt.*

76. Fingerhuthia. *N. ab E. et Lehm.*

Spiculae sesquiflorae aut subtriflorae, homogamae. Glumae duae, aequales, suboppositae, carinatae, setacco-aristatae, carina ciliatae, uninerves, membranaceae. Flosculus inferior fertilis, (herma)hroditus, longitudine glumarum, bivalvis, brevi pedicellatus; pedicello glabro basi barbato. Valvulae rigidulae, chartaceae; inferior longior, carinata, latere depressa, ex apice obtuso membranaceo-marginato brevisetigera, sursum 5-7-nervis; superior paulo brevior, naviculari-compressa, obtuse bidentata, dorso anguste canaliculata, binervi. Lodiculae nullae. Stamina tria, antheris violaceis apice barbato. Ovarium obconicum glabrum, acutum; styli duo, capillares, longissimi, basi contigui; stigmata brevivillosula, pallida. Flosculus superior incompletus, brevior, pedicellatus; pedicello glabro incurvo, in canalem valvulae superioris inferioris flosculi recepto. Valvula una, obcordata, complicata, e sinu obtuso breviseta. Ubi spicula subtriflora, accedit secundus flosculus, figura et structura inferioris, masculus. Inflorescentia: spicula brevissima pedicellatae, in pedicello articulatae, ab apice ad basin deciduae, solitariae, in rhachi communis recta subulata densissimis spiris consertae, imbricatae, spicam oblongam exhibentes Laguri aemulam, basi contractam et a rudimentis spicularum lineari-subulatis imbricatis veluti involucri. Genus memorabile, e Phleoidarum sane tribu, sed flosculorum structura Chlorideis accedens maxime.—F. capensis C. b. Sp. *Nees ab Esenb. in litt.*

77. Enteropogon. *N. ab E.*

Spiculae spicatae, disticho-secundae, subtriflorae; flosculis in axi barbata alternis, supremo sterili unisetigero. Glumae duae, membranaceae, uninerves, mucronatae; inferior (rhacM proxima) minor; exterior flosculos subaequans. Flosculi fertiles bivalves, rigiduli; valvula inferior dorso bisulca, trinervis, ex apice acute bifido stricte setigera lacinias lateralibus subulatis brevibus; superior dorso profunde canaliculata, apice bidentata. Lodiculae obliquae, oblongae, membranaceae, glabrae. Stamina tria, antheris linearibus luteis. Styli ad basin discreti; stigmata sparse villosa; ovarium glabrum, compressum. Flosculus terminalis pedicellatus, parvus, subuniglumis; gluma bifida inter lacinias

uniseta. Spica simplex; spiculis imbricatis, disticho-alternis; rhachi angusta, continua. wamen perenne, basi procumbens, ramosum, nodis glabris; foliis linearibus apice attenuatis. Spica longa linearis (1-6 pollices longa,) leviter sigmoidea. Differt hoc genus a Chondrosio: spiculis trifloris, flosculo supremo reliquis conformi ne nisi magnitudine diverso; ab Heterostega Desv. spiculis sessilibus nee racemosis, flosculis Quobus perfectis, tertio rudimento haud triramoso; a Dineba spica simplici, nee composita. Kjis partialibus brevibus; ab hisce cunctis axi inter flosculos barbato. Si vero non proprii juris stare censeas, Dinebis accensere necesse est.—E. melicoides N. ab E. Ind. Ur. (Ischaemum melicoides Konig.) *Nees ab Esenb. in litt.*

*⁸ - Chaetobromus. N. ab E.

Spicula bi-pluriflora. Glumae flosculos superantes, dorso multinerves. Flosculos inferior sessilis, quandoque difformis, aut omnes sexu diversi; ubi plures, in rhachilla alterni. Valvula inferior obsolete aequiterque novemnervis, plerisque bifida laciniis integris setigeris, arista laciniis interjecta basi plana tortaue apice recurva. Lodiculae obconicae, complicate, membranaceae, glabrae. Caryopsis depressa. Glumas quam pro spicula grandiores; inferior major, convoluta, dorso 9-11-nervis, margine membranacea. Flosculi ovales, pubescentes. Valvula inferior flosculi infimi saepe mutica aut uniseta. Nervi hujus valvulae Jenuissimi, ter terni. Ovarium obovatum, depressum. Styli distantes, breves, basi nmembranula conjuncti. Panicula angusta aut saltern densiflora, haud flaccida. Pedicelli Pterisque ad basin barbati articulatique, ex articulo solubiles.—Ch. iuvolucratu (Danthv) fchrad, et aff. C. b. Sp. *Nees ab Esenb. in litt.*

*⁹ - Amphidonax. N. ab E.

Spiculae bi-triflorae, geminate, paniculatae, heterogamae, polygamo-monoicae; inferiores ramulorum omnes masculae, superiorum, vel una cujusque paris, vel utraque feminea. Glumae duae, membranaceae, carinatae, uninerves, subaequales, flosculis breviores aut eos aequantes, patentes; superior major. Flosculi conformes, ob rhachillam subnullam sessiles, oppositi, ubi terni magis discreti bivalves; valvula inferior lanceolato-longe acumijata, subulata, convoluta, inferne hirsuta, plurinervis (3-7-nervis) membranacea; superior revior, lanceolata, obtusa, ad latus utrumque bivalvis, basi hirsuta. Lodiculae membranaceae, emarginato-obcordatae, vel apice repandae, basi cuneatae, glabrae. Stamina tria; filamenta brevissima; antherae longae, lineares, luteae; locellis superne attenuatis apice lato fructu basi parum discretis. Pistilli in masculis vestigia sat conspicua, staminum in femineis vix nulla; in spiculis neutris genitalia nulla, valvulaque imius flosculi residua. Variam lanceolatum, compressum glabrum; styli graciles; ad ovarium discreti, basi mcrassati, sursum graciles. Stigmata ovata, crassa, dense tomentosa, aspergilliformia, pilis amosis. Caryopsis libera. Inflorescentia: Panicula, ramis fasciculatis gracilibus citra basin alternatim divisim compositis et decompositis. Pedicelli biflori, approximati, subijecundi, altero ramulo longiori, unde spicula una supra alteram, supremi quandoque unijecundi. Culmi ramosi. Folia vel lineari-angusta demum complicata et subfiliformia, vel jata et arundinacea firma. Ligula nulla, sed ejus loco pubescentia aut limbus membranaceo-herbaceus.—A. bengalensis (Or.) Roxb. *Nees ab Esenb. in litt.*

Ⓢ^o - Trichopteria. N. ab E.

Picula biflora polygama cum rudimento flosculi tertii. Glumae flosculos superantes, inaequales membranaceae, trinerviae; inferior minor. Flosculi sessiles; inferior masculus superioris valvula inferior paulo firmitior (in specie nitra utrinque barbata), apice bifida laciniis setigeris; arista interjecta rectiuscula, basi tanquam subconorta. Lodiculae obovatae, emarginatae, glabrae. Stamina 3. Stylidissarium glabrum, obtusum, basi angustius, depressum. Inflorescentia: Panicula in trifloris. Pedicelli infra spiculas barbati, haud articulati. Spiculae parvae. Folia angusta (in nostris reflexa).—Trichopteria Dregeana. N. ab E. *Drege Cap. 4263.* %

*⁸ - Chondrachyum. N. ab E.

Spicula subtriflora, flosculo tertio pedicellate abortivo daviformi flosculisque reliquis ovatis. Glumae duae, flosculis paulo breviores, herbaceo-membranaceae, subtriquatae, V-shaped, carinatae, trinerves, nervis duplicatis. Flosculi completi duo, bivalves; superior cartilaginea, dimidiato ovata, gibba, apice contracta, subnervis, marginata, apice supine latiori praedita; superioraeaequilongae, planae, ovales, obtuse bifidae. Inflorescentia: Panicula angusta, subtriflora. Lodiculae ovatae, membranaceae, ovatae, subtriflorae. Stamina tria; antherae luteae, lineares, apice acule bidentato. Ovarium glabrum; stigmata duo. pilosum, in nostris ad speciem conata. Flosculus tertius incompletus, oblongus, bivalvis. hinc magis sibus, cun-

pedicello gracili, valvulae superiori superioris flosculi approssus et a margine valvulae ejusdem inferioris circumvolutus. Inflorescentia : panicula an gust a, contracta, ramis geminatis altero longiori, pedunculis racemosis bifloris. Quod ad characteres Melicæ accedit, sed longe distat vera* indole, qua propius accedere videtur Graminibus Panicis. A. Rpboulea Kunth. glumarum forma, lodiculis, valvulisque cartilagineis differt.—Ch. scabrum Fl. Br. Suppl. *Nees ab Esenb. in litt.*

82. Poidium. *N. ab E.*

Spicula homogama, hermaphrodita biflora. Glumæ herbaceo-membranaceae, subsequales, trinerves, acutae. Flosculi sessiles, glumis paulo longiores, structura glumarum; valvula inferior subtiliter 5-nervis, apice bidentata, superior linearis, bidentata, ad latera inflexa, superioris flosculi ultra inferiorem valvulam prominens. Lodicae membranaceae, lanceolatae, acutae. Ovarium subtruncatum, ovale; styli discreti. Inflorescentia : panicula. Habitus Airæ.—P. brasilense Suppl. Fl. Br. *Nees ab Esenb. in litt.*

83. Antochloa. *N. et Meyen.*

Spiculae 3-4-flore, flosculis superioribus abortivis. Glumæ et valvulae membranaceae; disco herbaceo. Glumæ flosculis minores; inferior paulo minor. Valvula inferior dilatata, amplissima, subrotunda; superior minor, profunde bifida, laciniis bifidis. Lodicae duae, membranaceae, ovato-lanceolatae, acutae. Styli brevissimi; stigmata maxima, plumosa.—Intiorescentia : panicula racemulosa, ramis fasciculatis paucioribus.—Antochloa lepidula N. et M. In Peruviae Andibus 15000 pedum altitudine. *Nees ab Esenb. in litt.*

84. Rhodocoma. *N. ab E.*

Flos masculus : Spiculae imbricate, squamis omnibus fertilibus. Perianthium subaequale, cartilagineo-chartaceum. Stamina tria. Antherae peltatae. Flos femineus: spicula uniflora, squamis perianthio brevioribus imbricatis (6-7). Perianthium hexasepalum, cartilagineum, laciniis aequalibus, interioribus paulo tenerioribus. Filamenta tria, contrata, linearia, ovario appressa. Stylus tripartitus, hirtus, retortus; ovarium obtuse trigonum, sup. erne pilis intricatis roseis vestitum, triloculare, loculis monospermis, parietibus crassis. Fructus maturus deest. Inflorescentia (\$) : spiculae in ramulis ramorum verticillatorum brevium terminales solitariae, rariusve geminae. Differt a Restione (div. Elegia) spiculis in apice unifloris, ovario roseo-comato, filamentis sterilibus in \$. Quod ad habitum accedit Restioni verticillari. *Nees ab Esenb. in litt.*

85. Hypodiscus. *N. ab E.*

Spiculae \$. et ? . conformes. Flores masculi: spica communis arete imbricate, squamis* plerisque florigeris. Perianthium sexpartitum, laciniis chartaceo-membranaceis lanceolatis, omnibus planis. Stamina tria; antherae unilocellatae, incumbentes. Flos femineus : Spica masculi, sed uniflora, squamis inferioribus omnibus vacuis; squama terminali, juxta florem, angustiore. Flosculus stipitatus. Perianthium stipitem cingens, membranaceum, sexpartitum, cum fructu increscens. Discus sub pistillo latus, orbiculatus, planus, margine elevato crenato repandove cinctus. Stylus crassus, hirsutus, ad medium bifidus aut ad discum usque bipartitus. Nux ossea, obtusa, basi disco hypogyno imposita. Spiculae squamis rigidis acutis saepiusve aristatis, in apice culmi aphylli paucinodis alternatim approximatae. Vaginae rigidae, coloratae, apice processu praeditae aut muticae.—Restio aristatus L. et plures sp. confines. *Nees ab Esenb. in litt.*

86. Leucoploeus. *N. ab E.*

Spiculae <J. et ? . diffformes. £ . minores, paniculatae, squamis undique imbricatis chartaceo-membranaceis aut membranaceis, omnibus fertilibus. Perianthii hexaphylli foliola subaequalia, lanceolata, membranacea aut chartacea. Stamina tria, antherae oblongo-lineares, unilocellatae. Spiculae paucae, spicatae, grandiores. Squamae undique imbricatae, longae, chartaceae, rigidulae; inferiores plerumque steriles, terminalium aliquot saepe pistillum minimum bifidum abortivum foventes. Flos fertilis terminalis, sessilis. Perianthium parvum vel truncatum, membranaceum, plicatum, lobulatum, vel distincte hexaphyllum, foliolis parvis subaequalibus membranaceis, mucronatis; demum evanescens. Hypogynium sessile, aut pateriforme, margine repandum, extus rugosum, aut cylindricum laeve, apice plicatum. Styli vel duo, ad basin discreti recti, crassi, bifidi, cruribus introrsum hirsutis, setate contortis, vel unus, longus, ad medium bifidus, a fructu deciduus. Nux monosperma, vertice umbilicata, laevis, teres, dura, basi a hypogynio persistente spongioso-echinulata, papillis truncatis. Bractae inflorescentiam fulciantes rigidulae, in femina diutius persistentes.—J. R. argenteus Thbg. ? ab Ecklonio nuptif inventus. *Nees ab Esenb. in litt.*

87. *Ceratocaryum*. *N. ab Eb.*

Spiculae <J. et \$. difformes. Masculae thyrsoidae, confertae, laxae imbricatae, squamis patulis membranaceis perianthii foliolis exterioribus conformibus angustis acuminatis. Perianthii foliola membranacea, angusta, acuminata; interiora breviora. Stamina tria, perianthio breviora, antheris unilocellatis pallidis. Faeminae in apice culmi spicatum approximate*, pedicello brevissimo lato rigido suffultae, magnae. Squamae undique imbricatae longae, membranaceo-chartaceae, acuminatae; inferiores plurimae steriles; extrema minor, plana. Flos terminalis. Perianthium hexaphyllum, foliolis brevibus latiusculis membranaceis persistentibus, interioribus minoribus. Hypogynium nullum aut indistinctum. Styli duo crassi, rigidi, cornei, extus convexi laves, intus densissime spongiosum incurvi. Nux globosa, sessilis, vertice depressa stylisque (serius cadentibus) cornuta coriacea, in parte superiori solida et discolor, inferne bilocularis, mono-disperma, basi planiuscula, rugosa, et perianthio cincta. Plants simplices; culmo crasso, laevi, vaginis arctis convolutis basi laevibus herbaceis, apice scarioso-dicoloribus pallidioribus nervoso-striatis acuminatis; hac parte discolor ab inferiori recta linea discreta. Bractae rigidae, oblongae, striatae, in utroque sexu conformes; inferiores diu persistentes—. <J. R. argenteus Herb. Willd. (nee Thbg.) ? ab Ecklonio nuper inventa. *Nees ab Esenb. in lift.*

88. *Cucullifera*. *N. ab E.*

Spicula et inflorescentia 6" ut in Mesantho. Spicula feminea subtrifariam imbricata, compressa et ad speciem disticha; squamis arctissime imbricatis cartilagineo-rigidis convexis, penultima fertili, extrema minore longe unguiculata apice acuminate cucullatim convoluta. Perianthium hexaphyllum, ovario multo brevius, foliolis membranaceis truncatis. Stylus compressus usque ad medium bifidus. Nux compressa, biconvexa, obtusa, monosperma, basi excavate, perianthio multo breviori appresso tenui laciniis praemorso-dentatis cincta (opaca). Inflorescentia: <J panicula seu anthera terminalis, bracteis magnis acuminatis deciduis rigidis interstincta. Fern: Spiculae in apice culmi alternae, sessiles, bractea persistente spicula longiore cinctae (durae, magnae, nitidae). Differt a Mesantho: stylo uno bifido, nee binis; nuce compressa, nee depressa; perianthio 9 brevi nee nucem vittam ad instar vestiente. A Willdenowia differt: defectu receptaculi exterioris lobati et inflorescentia <J. Ab utroque insuper squama suprema spiculae ? petiolata cucullata.-^C. durus N. ab E. Rest. Eckl. (*S. Restio acuminate Thunb.*) *Nees ab Esenb. in litt.* •

89. *Mesanthus*. *N. ab E.*

¹⁰os <?. Spica imbricata, brevis, multiflora; Squamis omnibus floriferis submembranaceis. Perianthium sexpartitum, membranaceum, laciniis subaequalibus carinatis, interioribus tenerioribus. Stamina tria; antherae peltatae breves, ovato-suborbiculatae. Fern. Spicula trifariam imbricata; rhachilla flexuosa, articulate, ad florum insert, ac tabulis instructa; squamis coriaceis rigidis, infimis paulo minoribus sterilibus, mediarum una alterave fertili supremis femineis abortivis. Perygynium nullum nisi basis seu pedicellus ovarii adhaerens, limbo libero sexfido, laciniis tenerrimis membranaceis acutis albis alternis angustioribus; aetate (ovarii incremento) sexpartitum, laciniis linearibus obtusis tenuissimis persistentibus fructui arctissime appressis et quasi agglutinatis. Styli duo hneares, compressi, epigynio umbraculiformi depresso inserti, margine interiori superius ciliati. Nux monosperma, biconvexo-plana, aut oblique truncata, laevissima, a laciniis Perianthii adhaerentibus quasi sex-vittata, basi obconico-appendiculata. Inflorescentia: maris paniculate, primum bracteis magnis, ut in Elegio, tecta, dem nuda multiflora. ?, spiculae solitariae aut geminas terminales, bractea squamis similis suffultae. Culmi ^aPhylli, ramosi, ramis semitereti-compressis. Differt. ab Hypolaena fructu haud terminali, nee tereti, sed compresso, et styli structura.—M. macrocarpus. {§ Restio elegans ^poir. ?; Willdenowia compressa Thbg.) *Nees ab Esenb. in htt.*

⁹⁰ - *Antochortus*. *N. ab E.*

Dioicus. Flores \$ subracemosi bracteis patentibus suffulti, nudi, racemulis parvis paucioris laxis axillaribus. Perianthium infundibuliforme, sexpartitum, chartaceo-membranaceum; lacinae acquilongae, exteriores paulo angustiores. Stamina tria, laciniis interioribus oppositis; filamenta brevissima, basi contigua; anthera lineares, acutae, superne sulco medio depressae, supra basin affixae vacillantes (luteae). Rudimentum pistilli nullum. Flores ? non noti. Culmi filiformes, tortuosi, graciles, articulati, fasciculati, ramosi. Vaginae aphyllae, acutae, patulae, membranaceo-chartaceae. Vaginae propriae ad singulos rami ortum obtusae. Racemuli breves, cernui, ex axillis vaginarum sohtarn. Inachi filiformis, flexuosa. Flores 2-6, remotiusculi, brevi-pedicellati, jpurpurei. Bractea propria communibus similis, minor, basi subperfoliata.—A. Eckloni, N. ab E. Rest. Eckl. *Nees ab Esenb. in lift.*

91. *Plagiochila*. *N. ab E.*

Perianthium terminale, aut in ramulo brevi laterale, compressum, ore oblique truncate ciliato aut denticulate, saepe decurvo. Involucri folia a caulinis baud diversa. Capsula firma, quadrivalvis. jSlateres mediani dispiri. Flores masculi vel spiciformes distichi ramo exapice continuo, foliisperigonalibus minoribus arctissime imbricatis, vel in axillis foliorum superiorum conformium magisque imbricatorum. *N. ab E. in litt.*

92. *Symphyogyna*. *Nees et Montague.*

Frondosa. Perianthium 0. Involucrum monophyllum squamiforme, incumbens, dentatum. Calyptra laevis, exserta, coriacea, ore a stylis sterilibus persistentibus fimbriato. Elateres dispiri, fibris arete contortis, coloratis. Semina globosa. Flores masculi in costa frondis, squamis arete imbricatis laceris tecti. Species: *M. brasiliensis* (Jungerm.) Fl. Bras.; *M. Hochstetteri*, n. sp.; *M. difformis* (Jungerm.) Fl. Bras.; *M. circinata* n. sp.; *M. hymenophyllum* (Jungerm.) Hook, et *rhizobola* Hook. *N. ab E. in litt.*

93. *Hypenantron*. *Corda.*

Receptaculum excentricum, digitaliforme subtus 2-3-loculare loculis mono- vel polycarpis. Perichsetium nullum. Perianthium cum superficie infera perianthii coalitum breve, coloratum, fibris longissimis liberis coronatum. Calyptra obsoleta. Capsula operculata. Semina sphaeroidea. *N. ab E. in litt.*

94. *Targionia*.

Marchantia est in qua lobulus fructifer a reliqua fronde non distinguitur, parte in pedunculi formam coangustata. *N. ab E. in litt.*

95. *Calidictyon*. *Grev.*

Frons membranacea, rubra, quasi foliosa; foliis e reticulo nudo articulato compositis arctique anastomozantibus. (Fructus ignotus). *Grev. MSS. in Wight and Arnott Prodr. Fl. Penins. Ind. Orient, v. 2. ined.*

INDEX

or

OFFICINAL AND CECONOMICAL PLANTS.

- ABELMOSCHUS moschatus, 96.
 Abies pectinate, 316.
 balsamea, 316.
 canadensis, 316.
 Douglasii, 315.
 nigra, 316.
 Abricot sauvage, 47.
 Abroma augustum, 94.
 Abronia, 214.
 Abrus precatorius, 152, 153.
 Abuta amara, 215.
 candicans, 215.
 Abutilon esculentum, 96.
 Acacia arabica, 154, 155.
 nilotica, 154, 155.
 Catechu, 155.
 scandens, 155.
 senegalensis, 155.
 decurrens, 154.
 farnesiana, 154.
 Verek, 154.
 Seyal, 154;
 speciosa, 154, 155.
 Kalkera, 155.
 elata, 155.
 xylocarpa, 155.
 Sundra, 155.
 odoratissima, 155.
 stipulacea, 155.
 cinerea, 155.
 concinna, 155.
 iuliflora, 15*.
 ferruginea, 155.
 leucophea, 155.
 Acalypha Cupameni, 114.
 Acanthus mollis, 285.
 Acer saccharinum, 81.
 Achillea, 253.
 Achillea nana, 254.
 Achras Sapota, 226.
 mammosa, 226.
 Acid, benzoic, 254.
 kinic, 244.
 Agoita cavallos, 99.
 Aconitum Cammarum, 6.
 Napellus, 6.
 ferox, 6.
 Acorus Calamus, 309, 364, 365.
 Acrostichum Huacزارو, 400.
 Actaea racemosa, 6.
 Adansonia, 94.
 Adcnanthera pavonina, 154.
 Adiantum melanocaulon, 400.
 pedatum, 4Q0.
 Capillus Veneris, 400.
 Adonis, 6.
 iGcidium, 423.
 iEgle Marmelos, 106.
 jEthusa Cynapium, 23.
 Agaric of the olive, 422.
 Agaricus campestris, 422.
 bulbosus, 422.
 Agila wood, 197.
 Agrimonia Eupatoria, 144.
 Airi, 346.
 Akund, 305.
 Alangium decapetalum, 39.
 hexapetalum, 39.
 Alaria esculenta, 434.
 Alcamphora, 114.
 Alchemilla vulgaris, 148.
 Alectoria jubata, 429.
 usneoides, 129.
 Aleurites ambinux, 114.
 Aletris farinosa, 353.
 Algae, 434.
 Algaroba, 154.
 bean, 154.
 Alhagi Maurorum, 152.
 Alisma Plantago, 356.
 Alkanet, 274.
 Allamanda cathartica, 300.
 Allecrim brabo, 78.
 'Almond, 147.
 Aloe, 353.
 spicata, 353.
 perfoliata, 353.
 Aloes wood, 197.
 Aloexlum Agallochum, 154.
 Alpinia nutans, 323.
 racemosa, 323.
 GaJanga, 323.
 Alstonia theiformis, 228.
 Alstr5meria salsilla, 329.
 pallida, 329.
 Althaea rosea, 96. *
 officinalis, 96.
 Althein, 96.
 Alum root, 136, 163.
 Amadou, 424.
 Amanita muscaria, 422.
 Amaranthus obtusifolius, 208.
 Amaryllis ornata, 329.
 American Gummi Gutta, 78.
 Amomum aromaticum, 323.
 GranaParadisi, 324.
 maximum, 324.
 Amygdalus persica, 147.
 Amyris Commiphora, 165.
 hexandra, 165.
 toxifera, 165.
 ambrosiaca, 165.
 Anagallis arvensis, 223, 224.
 ccerulea, 224.
 Anacardium occidentale, 167.
 Anagyris, fctida, 153.
 Ananas, 334.
 Anchietea salutaris, 64.
 Anchusa virginica, 274.
 tinctoria, 274.
 Anda, 113, 114.
 Andromeda ovalifolia, 221.
 Andropogon Schcenanthus, 377.
 citratum, 377.
 Nardus, 377.
 Angiopteris evecta, 400.
 Angostura bark, 132.
 Anise, 22.
 Anisochilus, 276.
 Anona palustris, 19.
 laurifolia, 22.
 sylvatica, 19.
 squamosa, 18.
 Anthemis Pyrethrum, 253.
 Cotula, 253.
 Anthericum bicolor, 353.
 Anthoxanthum odoratum, 377.
 Anthyllis cretica, 153.
 Antirhea, 244.
 Apios, 152.
 Apple, 146.
 Apteris setacea, 331.
 Aquilaria Agallochum, 197.
 ovata, 197.
 Aquilegia, 6.
 Arabis chinensis, 59.
 Aralia nudicaulis, 25.
 Arar tree, 316.
 Araticu do Mato, 19.
 Araucaria Dombeyi, 316.
 Arayana, 282.

- Arbutus Unedo, 221.
 Arbre à perruque, 167.
 Archill, 429.
 Arctostaphylos Uva Ury, 220.
 alpina, 220.
 Arctium Bardana, 254.
 Areca Catechu, 345.
 Nut, 345.
 Argemone mexicana, 8.
 Aristolochia rotunda, 206.
 longa, 206.
 Clematitis, 206.
 bracteata, 206.
 indica, 206.
 odoratissima, 206.
 fragrant issi ma,
 206.
 serpentaria, 184,
 206.
 trilobata, 206.
 grandiflora, 206.
 Arnica, 253.
 Arnotto Tribe, 73.
 Arracacha, 22, 140.
 Arrow-root, 332.
 Artabotrys odoratissima, 18.
 Artemisia chinensis, 253.
 maderaspatana, 253.
 indica, 253.
 Dracunculus, 254.
 Artichoke, 254.
 Jerusalem, 254.
 Arum ovatum, 364.
 esculentum, 364.
 triphillum, 364.
 Colocasia, 364.
 mucronatum, 364.
 violaceum, 364.
 maculatum, 364.
 sagittifolium, 364.
 cordifolium, 364.
 italicum, 364.
 Arundo arenaria, 377.
 Arvore de Paina, 94.
 Asarabacca, 206.
 Asarum canadense, 206.
 europaeum, 206.
 Asclepias decumbens, 304.
 lactifera, 304.
 aphylla, 304.
 stipitacea, 304.
 volubilis, 304.
 tuberosa, 304.
 curassavica, 305.
 Ash, 308.
 Asimina triloba, 19.
 Asparagin, 96.
 Asparagus, 210, 353.
 Asperula cynanchica, 250.
 odorata, 250.
 Aspidium fragrans, 400.
 Filix mas, 400.
 Assafcetida, 23.
 Astragalus verus, 153.
 Astranthus, 79.
 Ativisha, 6.
 Atriplex hortensis, 208, 209.
 Atropa Belladonna, 294.
 Attar of Roses, 144.
 Augia, 167.
 Avellana, 200.
 Averrhoa, 140.
 Bilimbi, 140.
 Azalea procumbens, 220.
 pontica, 221.
 Balanites iEgyptiaca, 33.
 Balm of Gilead, 111, 316.
 Balsam, Canadian, 316.
 Hungarian, 316.
 Carpathian, 316.
 of Copaiva, 104, 111,
 165.
 of Acouchi, 111.
 of Mecca, 111.
 of Peru, 104, 165.
 of Gilead, 276.
 of Tolu, 165.
 of Umiri, 104.
 Balsamodendrum gileadense,
 111.
 Myrrha, 111.
 Opobalsamum,
 111.
 Bamboo, 377.
 Banana, 327.
 Banyan tree, 94, 177.
 Baobab, 94.
 Baphia, 153.
 Baptisia tinctoria, 153.
 Barbadoes aloes, 353.
 Barilla, 177.
 Barley, 376.
 Basella, 298.
 Basil, 276.
 Bassia butyracea, 226.
 longifolia, 226.
 Bassorin, 339.
 Batis, 177.
 Bauhinia tomentosa, 154.
 variegata, 154.
 racemosa, 154.
 retusa, 154.
 emarginata, 154.
 parviflora, 154.
 Bdelium, 165.
 Beam tree, 146.
 Bean, 152.
 Beans, 153.
 Beech, 170.
 Beer, 429.
 Beet, 208.
 Bejuca de la Estrella, 206.
 Belleric Myrobalan, 38.
 Benqao de Deos, 96.
 Benincasa cerifera, 52.
 Ben-nuts, 66.
 Benthamia, 49.
 Benzoin, 39, 228.
 Berberis vulgaris, 30.
 Berberry, 30.
 Berchemia volubilis, 108.
 Bergera Kōnigii, 106.
 Berrya ammonilla, 99.
 Betel, 186, 278.
 Betel nut, 345.
 Bidens tripartite, 253.
 Bignonia Chica, 282.
 Cherere, 282.
 Bikh, or Bish, 6.
 Bilberry, 222.
 Billardiera, 32.
 Biophytum, 140.
 Birch, black, 171.
 Birdlime, 300.
 Bishma, or Bikhma, 6.
 Blackberry, 144.
 Black tea, 147.
 Bladder green, 108.
 Blakea triplinervia, 42,
 165.
 Bletia verecunda, 339.
 Blighia sapida, 82.
 Bobas, 133.
 Bois de Joli coeur, 32.
 puanr, 46.
 d'huile, 123.
 Boldu, 189.
 Boletus igniarius, 424.
 Bombax, 94.
 pentandrum, 94.
 Boneset, 253.
 Bonplandia trifoliata, 132.
 Borago officinalis, 274.
 Borrera furfuracea, 429.
 Boswellia serrata, 111.
 glabra, 111.
 Box, 113.
 Brayera anthelmintica, 144*
 Brazilian tea, 278.
 Brazil nuts, 47.
 Brazilwood, 154.
 Braziletto wood, 152.
 Brejeuba, 346.
 Bridelia spinosa, 114.
 Bromelia, 334.
 Broom, 152.
 Brossimum alicastrum, 177.
 Brossaea coccinea, 220,
 Broussonetia papyrifera, 177.
 Brucea, 136.
 ferruginea, 133.
 sumatrana, 136.
 antidysenterica, 136.
 Brucia, 136.
 Bryonia rostrata, 52.
 cordifolia, 52.
 epigsa, 52.
 scabra, 52.
 Bucida Buceras, 38.
 Buck-wheat, 211.
 Bucku plants, 132.
 Bukkum wood, 154.
 Buena hexandra, 244.
 Bunium bulbocastanum, 22.
 Burabara, 295.
 Burnet, 148.
 Bursera paniculata, 111.
 acuminata, 111.
 Butca frondosa, 152, 153.
 super ha, 152, 153.
 Butter tree, 226.

- Butterfly weed, 304.
 Butua do curvo, 80.

 Caapim de Angola, 378.
 Cabbage, 59.
 Cacalia sonchifolia, 253.
 alpina, 253.
 sarracenic, 253.
 Cachen, 297.
 Caesalpinia braziliensis, 154.
 Bonduccella, 154.
 sappan, 154.
 oleosperma, 154.
 Caffein, 245.
 Cajanus, 152.
 Cajeputi Oil, 45.
 Caladium SeguinifRh, 364.
 Calamus Draco, 34G.
 Calathea, 326.
 Calceolaria, 291.
 Calendula, 253.
 Callicarpa lanata, 278.
 Calaba, 75.
 Calophyllum angustifolium,
 75.
 inophyllum, 75.
 Calotropis gigantea, 305.
 Calumbo root, 52, 215, 297.
 Calyptranthus aromatica, 45.
 Cambãibinha, 20.
 Camellia oleifera, 80.
 japonica, 60.
 Camomile, 253.
 Campanula Rapunculus, 238.
 Camphor, 201, 276.
 Camphor-oil, 98.
 Camphor Tree, 98.
 Canarina campanula, 238.
 Canarium commune, 111.
 Cannabis sativa, 176.
 Canna, 326.
 Caoutchouc, 113, 116, 176,
 177,300, 305.
 Caper, 61.
 Capillaire, 400.
 Capitao do Matto, 278.
 Capparis pulcherrima, 61.
 Capsicum, 294.
 Carapa obovata, 102.
 Caraway, 22.
 Carbazotic acid, 153.
 Cardamom of Malabar, 323.
 Cardamoms, 323.
 Cardiospermum halicacabum,
 82.
 Cardo santo, 8.
 Cardoon, 254.
 Carduus benedictus, 254.
 Marianus, 254."
 Carcx arenaria, 385.
 disticha, 385.
 hirta, 385.
 Carissa carandas, 301.
 edulis, 301.
 Carlina acanthifolia, 254.
 Carob Tree, 154.
 Carrot, 22.
 Carthamus tinctorius, 254.
 Caryaalba, 180.
 Caryophyllus aromaticus, 45.
 Casca d'Anta, 17.
 dc lorangeira da terra,
 133.
 Cascarilla, 114.
 Casearia lingua, 65.
 ulmifolia, 65.
 Cashew Nut, 167.
 Cassava, 115, 294.
 Cassia, 201.
 marilandica, 154.
 acutifolia, 153.
 Senna, 153.
 lanceolata, 153.
 Sabak, 155.
 auriculata, 154.
 Cassuvium occidentale, 167.
 Castilloa elastica, 177.
 Catasetum, 339.
 Cataya, 211.
 Catechu, 155, 346.
 Cathartine, 153.
 Cathartocarpus Fistula, 154.
 Caturus spiciflorus, 113,
 114.
 Ceanothus americanus, 108.
 Cecropia peltata, 176.
 Cedar, 315.
 Cedar Virginian, 315.
 Cedrela, 102, 103.
 angustifolia, 104.
 febrifuga, 103.
 Toona, 103.
 Celastrus edulis, 119.
 nutans,#19.
 Celery, 22.
 Cenomyce pyxidata, 429.
 coccifera, 429.
 rangiferina, 429.
 Centaurea calcitrapa, 254.
 Cephaelis Ipecacuanha, 244.
 Cerasus occidentalis, 147.
 virginiana, 147.
 Capollim, 147.
 capricida, 147.
 avium, 147.
 Ceratonia Siliqua, 154.
 Cerbera Manghas, 300.
 Tanghin, 300.
 Cercis, 152.
 Ceroxylon andicola, 346.
 Cetraria islandica, 429.
 nivalis, 429.
 Cha de frade, 65.
 pedestre, 278.
 Chagas da Miuda, 140.
 Chailletia toxicaria, 109.
 Champ, 16.
 Chapara Manteca, 122.
 Chard Beet, 208.
 Chenopodium Botrys, 209.
 vulvaria, 209.
 ambrosioides,
 209.
 Quinoa, 209.
 Chenopodium anthi'lminticum,
 209.
 Cherimoyer, 19.
 Cheris, 176.
 Cherry, 147.
 Chica, 282.
 Chicha, 94.
 Chicot, 6fi.
 Chimaphila umbellata, 219.
 maculata, 219.
 China, 244.
 Chinese Varnish, 115.
 Chinese Tea, 278.
 Chiococca anguifuga, 244.
 densifolia, 244.
 Chin-chon, 435.
 Chinioidia, 244.
 Chive, 3.13.
 Chlora perfoliata, 297.
 Chloranthus officinalis, 184.
 Chloroxylon Swietenia, 104.
 Dupada, 316.
 Choco, 52.
 Chocolate, 94, 342.
 Chondrus crispus, 435.
 Choopa, 82.
 Chorda filum, 435.
 Chorsia speciosa, 94.
 Chrysobalanus Icaco, 159.
 luteus, 159.
 Chumbelce, 309.
 Chymocarpus, 140.
 Cicca disticha, 113, 114.
 raccmosa, 114.
 Ciccr arietinum, 19.
 Cicuta virosa, 23.
 Cinchona, 46, 144, 244.
 Cinchona Forest, 244.
 Cinchonia, 244.
 Cinnamon, 201.
 Cissampelos obtecta, 216.
 ovalifolia, 215.
 ebracteata, 215.
 Pareira, 215.
 Cissus cordata, 31.
 setosa, 31.
 Cistus creticus, 91.
 Citron, 105.
 Claytonia perfoliata, 124.
 Clematis recta, 6.
 Flammula, 6.
 Cleome dodecandra, 91.
 icosandra, Cl.
 Clitoria, 152.
 ternatea, 153.
 Clover, 152.
 Cloves, 45.
 Clusia insignis, 75.
 Cluytia collina, 144.
 Coca leaf, 123.
 Cocallera, 114.
 Coccoloba uvifera, 211.
 Cocculus cinerascens, 215.
 suberosus, 215.
 indicus, 216, 245.
 platyphyllus, 215.
 peltatus, 215.

- Cocculus crispus*, 215.
 Fibraurea, 215.
 Bakis, 215.
 Cebatha, 216.
Cochlospermum insignis, 80.
 Gossypium, 80.
 tinctorium, 80.
Cocoa, 94.
Cocoa Nut, 345.
Cocoa-plum, 159.
Cocoa root, 364.
Cocos maldivica, 301.
Codiaeum variegatum, 114.
Coentrilho, 136.
Coffea, 245, 333.
Coffee arabica, 245.
Coir-rope, 345.
Colchicum, 348.
Colocynth gourd, 52.
Colycynthin, 52.
Colutea arborescens, 152.
Combretum alternifolium, 39.
Comocladia, 157.
Commia, 113.
 cochinchinensis, 114.
Comptonia asplenifolia, 180.
Conessi bark, 300.
Conium maculatum, 23.
Conocarpus racemosa, 38.
Conohoria Lobolobo, 63.
Convolvulus Jalapa, 231.
 Scammonia, 231.
 Turpethum, 231.
 mechoacanus, 231.
 sepium, 231.
 arvensis, 231.
 Soldanella, 231.
 macrorhizus, 231.
 maritimus, 231.
 macrocarpus, 231.
 panduratus, 231.
 floridus, 231.
 scoparius, 231.
 dissectus, 231.
 Batatas, 231.
 edulis, 231.
Conyza, 253.
Cookia punctata, 105.
Copaifera, 165.
 multijuga, 165.
Copaiva, 104.
Copal, 98, 154.
Coptis trifolia, 6.
Corchorus olitorius, 99.
 capsularis, 99.
Cordia Myxa, 273.
 Sebestena, 273.
Coreopsis Bidens, 253.
Coriander, 22.
Coriaria myrtifolia, 141.
 napalensis, 141.
Cork, 170.
Corn, 376.
Cornus mascula, 49.
 Cornus florida, 49.
 sericea, 49.
Coronilla picta, 153.
 varia, 153.
 Emerus, 152.
Coronilla seeds, 153.
 80. *Corsican moss*, 435.
Corydalin, 10.
 80. *Corydalis tuberosa*, 10.
 ^ *Cotton*, 96.
Cotton Tree, 94.
Coumarouma odorata, 153.
Coumarin, 153.
Couroupita guianensis, 47.
Coutarea speciosa, 244.
Coutoubea, alba, 297.
 purpurea, 297.
Cowhage, 152.
Cow-plant of Ceylon, 304.
Cowslip, 223.
Cow Tree, 177, 226.
Cranberry, 222.
Cranberry Australian, 222.
Cratseva gynandra, 61.
Cream fruit, 301.
Cress, 59.
 Creyat, 285.
Crocus sativus, 333.
Crotalaria juncea, 152.
Croton Cascarilla, 113.
 Tigilium, 113.
 Eleuteria, 114.
 perdicipes, 114.
 campestris, 114.
 tinctorium, 114.
 gratissimum, 114.
 Crozophoraltinctoria, 114.
 Cruciferae, 59.
 Cubebs, 186.
 Cucumber, 52.
 Cucumis Colocynthis, 52.
 Cudbear, 429.
 Cunila mariana, 276.
 Curatella Cambaiba, 20.
 Curcuma angustifolia, 324.
 longa, 324.
 Zedoaria, 323.
 Zerumbet, 323.
 Roscoeana, 323.
Currant, 26.
Cusparia febrifuga, 133.
Custard Apple, 19.
Cyathea medullaris, 400.
Cycas circinalis, 313.
Cyclamen, 223.
Cynanchum Argel, 153, 300, 305.
 tomentosum, 304.
 ovalifolium, 305.
Cynara Scolymus, 254.
Cynodon Dactylon, 377.
Cynomorium, 394.
Cynopia, 23.
Cynosurus cristatus, 378.
Cyperus longus, 385.
 Cyperus rotundus, 385.
 perennis, 385.
 odoratus, 385.
 Hydra, 385.
 Papyrus, 385.
Cyrtopodium, 339.
Cytinus 393.
Cytisine, 152.
Cytisus, 152, 153.
 Dacha, 176.
 Dacrydium taxifolium, 317.
 Dalbergia, 153.
 monetaria, 153.
 Dammar, 316.
 Pine, 316.
 Dammara tftttralis, 315.
 Daoun Setan, 176.
 Daphne Laureola, 195.
 Gnidium, 195.
 Bholua, 195.
 Date, 345.
 Datisca, 180.
 Datura Stramonium, 294.
 Davilla rugosa, 20.
 elliptica, 20.
 Deal, 315.
 Delphine, 6.
 Dêlphinium consolida, 6.
 Staphysagria, 6.
 Desmodium diffusum, 152.
 Devil's leaf, 176.
 Dhaec, 100.
 Dhamnoo, 99.
 Dhoona, 98.
 Dhoona or dammer pitch, 98.
 Dhoonatil, 98.
 Dictamnus, 133.
 Digitalis, 291.
 Dilatris tinctoria, 330.
 Dill, 22.
 Dillisk, 434.
 Dillenia scabrella, 20.
 speciosa, 20.
 Diosma, 132.
 Diospyros virginiana, 227.
 Ebenus, 227.
 Ebenaster, 227.
 melanoxylon, 227.
 Mabolo, 227.
 tomentosa, 227.
 Roylei, 227.
 Embryopteris, 227.
 Diplazium esculentum, 400.
 Diplolepis vomitoria, 304.
 Dipsacus Fullonum, 265.
 Diptcrix odorata, 153.
 Dolichos tuberosus, 152.
 bulbosus, 152.
 Dorema ainmoniacum, 23.
 Dorstenia contrayerva, 177.
 Dracaena Draco, 353.
 terminalis, 353.
 Dracontium polyphyllum, 364.
 pertusum, 64.
 Dragon's Blood, 152, 346.
 Drimys granatensis, 17.

- Drimys Winteri, 17.
 Drogue amère, 285.
 Drosera communis, 66.
 muscipula, 66.
 Dryobalanops Camphora, 98.
 Dulce, 434.
 Dumb Cane, 364.
 Durian, 94.
 Durvillea utilis, **434**.
 Durreoaye Narriol, 301.
 Duvaua latifolia, 167.
 Dysoxylum, 102.

 Eagle **wood**, 197.
 Ebony, 227.
 Echinops strigosus, 254.
 Echites antidysent&rica, 300.
 Echium plantagineum, 274.
 rubrum, 274.
 Eddoes, 364.
 Egg plant, 295.
 Egyptian bean, 14.
 Ehretia buxifolia, 273.
 Elaeagnus orientalis, 194.
 arborea, 194.
 conferta, 194.
 Elseococca, 114.
 Elais guineensis, 345.
 Elatine, 52.
 Elcaija, 102.
 Elder, 248.
 Elecampane, 253.
 Elephantopus scaber, 253.
 Elettaria Cardamomum, 324.
 Eleusine coracana, 377.
 Elm, 179.
 Embelia robusta, 225.
 Ribes, 225.
 Emetin, 245.
 Endive, 254.
 Ensiao, 164.
 Entada Pursaetha, 155.
 Enteromorpha compressa, 434.
 Epicharis, 102.
 Equisetum hyemale, 318.
 Ergot, 377.
 Erigeron philadelphicus, 253.
 heterophyllum, 253.
 Eriodendron, 94.
 Erva de Rata, 245.
 Eryngium campestre, 23.
 Erythrina monosperma, 152.
 Erythronium indicum, 353.
 Erythroxyton Coca, 123.
 hypericifolium, 123.
 suberosum, 123.
 Eucalyptus resinifera, 45.
 Euhalus, 335.
 Kulophia, 339.
 Hupatorium Ayapana, 254. ...
 perfoliatum, 253.
 Euphorbia, 113.
 antiquorum, 115.
 canariensis, 115.
 Gerardiana, 115.
 Jpecacuanhn, 115.
 Euphorbia papillosa, 115.
 neriifolia, 115.
 thymifolia, 115.
 piulifera, 115.
 heptagona, 115.
 Tirucalli, 115.
 Euphorbium, 114.
 Euphrasia officinalis, 291.
 Evernia prunastri, 429.
 vulpina, 429.
 Evodia febrifuga, 133.
 Evonymus tingens, 119.
 Excsecaria, 116.
 Agallocha, 115.
 Exostema, 244.

 Fagara, 136.
 Faghureh, 136.
 Feronia elephantum, 106.
 Ferula, 23.
 Festuca pratensis, 378.
 Feuillea cordifolia, 52.
 Fever bark of Carolina, 244.
 Ficus religiosa, 177.
 toxicaria, 176.
 septica, 177.
 racemosa, 177.
 indica, 177.
 australis, 177.
 Fig, 176.
 Fir, 315.
 Silver, 316.
 Flagellaria, 357.
 Flindersia, 104.
 Fools' Parsley, 22.
Fragaria, 144.
Frambssia, 133.
Frankincense, 111.
Fraxinus rotundifolia, 308.
Frazeria Walteri, 297.
 French berries, 108.
 Fruta de Burro, 19, 61.
 Fruta de Parao, 82.
 Fucus vesiculosus, 434.
 -nodosus, 435.
 serratus, 435.
 Fumaria cava, 10.
 Fumarieae, 10.
 Fungus melitensis, 394.
 Furze, 152.
 Fustick, 177.

 Galangale, 323.
 Galbanum, 23.
 officinale, 23.
 Galea purpurea, 153.
 Galium verum, 250.
 Gallinha Choca, 123.
 Gambecr, 244.
 Gamboge, 74.
 Garcinia cochinchinensis, 75.
 cornea, 75.
 paniculata, 75.
 Majigostana, 75.
 pictoria, 75.
 Garden Orach, 208.
 Gardenia, 245.

 Garlic, 353.
 Gauca, 206.
Gaultheria procumbens, 220.
 m Shallon, 220.
 Gela, 155.
 Gelidium, 434.
 Genipa, 245.
 trenista, 152, 153.
 Gentian, 297.
 Gentiana lutea, 297.
 rubra, 297.
 purpurea, 297.
 Amarella, 297.
 campestris, 297.
 cruciata, 297.
 peruviana, 297.
 Chirita, 297.
 Geoffraea, 154.
 Geranium spinosum, 137.
 maculatum, 137.
 Robertianum, 138.
 Geum urbanum, 144.
 rivale, 144.
 Gheer, 111.
 Gillenia trifoliata, 144.
 stipulacea, 144.
 Gigartina helminthochorton,
 435.
 Ginger, 323.
 Ginseng, 25.
 Glaphyria nitida, 45.
 Glechoma hederacea, 276.
 Gleichenia dichotoma, 400.
 Gliadine, 377.
 Globba uviformis, 324.
 Gloriosa superba, 353.
 Glycosmis citrifolia, 106.
 Glycyrrhiza glabra, 152.
 Gnetum urens, 311.
 Gnemon, 311.
 Gobbo, 96.
 Golden Rod, 253.
 Gold-thread, 6.
 Gombo, 96.
 Gomphrcna officinalis, 208.
 macrocephala, 208.
 Gooseberry, 26.
 Gracilaria lichenoides, 434.
 compressa, 434.
 tenax, 435.
 Gourd, 52.
 Graines d' Avignon, 108.
 Gram, 19.
 Grana molucca, 114.
 Grass oil of Nemauro, 377.
 Gratiola officinalis, 291.
 peruviana, 291.
 Grawatha, 334.
 Gray Plum, 159.
 Grewia asiatica, 99.
 clastica, 99.
 sapida, 99.
 Grisea tomentosa, 100.
 Guaiacum sanctum, 134.
 officinale, 134,
Guaiacine, 134.
Guatteria virgata, 18.

- Guarea Aubletia, 102.
 trichilioides, 102.
 Guava, 45.
 Guazuma ulmifolia, 94.
 Guettarda coccinea, 244.
 Guevina, 200.
 Guilandina Bonduccella, 154.
 Nuga, 154.
 Guinea corn, 37G.
 Gulancha, 215.
 Gum Ammoniac, 23.
 Animi, 98, 154.
 Arabic, 152, 154.
 Elemi, HI, 1G5.
 Kino, 45, 211, 244.
 Dragon, 152, 353.
 Lac, 152, 177.
 Senegal, 94, 152, 154.
 Tragacanth of S. Leone,
 94.
 Tragacanth, 147.
 Gunny, 99.
 Gustavia urceolata, 46.
 Gymnema lactiferum, 304.
 tingens, 305.
 Gyrophora deusta, 429.
 pustulata, 429.
 Gypsophila Ostruthium, 125.

 Habzelia aromatica, 18.
 Haematoxylon campeachia-
 num, 154.
 Haematin, 154.
 Haemanthus toxicarius, 329.
 Hait sai, 435.
 Hanchinol, 100.
 Hartighsea, 102.
 Hashish, 176.
 Hazel-nut, 170.
 Hedeoma pulegioides, 27G.
 Hederine, 25.
 Hedychium coronarium, 323.
 Hedycaurus malayanus, 82.
 Hedysarum sennoides, 152.
 Heisteria coccinea, 33.
 Helianthus tuberosus, 254.
 Heliconia Psittacorum, 327.
 Helicteres Sacarolha, 94.
 Helleborus, 6.
 Helonias dioica, 348.
 Helvetia, 422.
 Hemidesmus indica, 305.
 Hemlock, 22.
 Hemlock Spruce, 31G.
 Hemp, 176.
 Henbane, 294.
 Henne, 100.
 Hepatica, 6.
 Hepatic Aloes, 353.
 Herbe du Diable, 270.
 Hernandia sonora, 196.
 guianensis, 196.
 Heuchera americana, 163.
 Hibiscus arboreus, 90.
 Rosa sinensis, 96.
 Sabdariffa, 96.
 suratensis, 96.
 Hibiscus esculentus, 96.
 Abelmoschus, 34.
 longifolius, 96.
 Himanthalia lorea, 435.
 Hippocratea comosa, 120.
 Hippomane, 116.
 Hippomane Mancinella, 115.
 Hippophae rhamnoides, 194.
 Hog plum, 107.
 Holcus saccharatus, 377.
 odoratus, 377.
 Holigarna longifolia, 167.
 Honeysuckle, 248.
 Hop, 176.
 Horse-chestnut, 84.
 Horseradish, 59.
 Hortia braziliana, 133.
 Hovenia dulcis, 108.
 Huile des Marmottes, 147.
 Humirium floribundum, 104.
 Humulus Lupulus, 176.
 Hungary water, 276.
 Hura, 113.
 crepitans, 115.
 Hursinghar, 309.
 Hya-hya, 300.
 Hyaenanche globosa, 115.
 Hydnocarpus veuenata, 70.
 Hydrastis canadensis, 6.
 Hydrilla, 335.
 Hydrocyanic acid, 147.
 Hydrophylax maritima, 245.
 Hymenaea Courbaril, 154.
 Hyoscyamus, 295.
 Hypericum Androsscum, 78.
 hircinum, 78.
 connatum, 78.
 laxiusculum, 78.
 perforatum, 78.

 Iceland Moss, 429.
 Icaica Acuchini, 111.
 Carana, 111.
 heptaphylla, 111.
 Icariba, HI.
 Igasuric acid, 301.
 Ilex paraguensis, 229.
 Illicium anisatum, 17.
 Indigo, 152, 153.
 Indigofera enneaphylla, 152.
 Anil, 153.
 tinctoria, 153.
 Inga, 89.
 faeculifera, 155.
 Inocarpus, 196.
 Inula Helenium, 253, 254.
 Inulin, 254.
 Ionidium parviflorum, 63.
 Poaya, 63.
 Itubu, 63.
 Ipecacuanha, 8, 63, 114, 115, 144, 244, 305.
 Ipe-tabacco, 282.
 Ipeuna, 282.
 Ipomaea Quamoclit, 231.
 sensitiva, 231.
 Iridaea edulis, 434.

 Iris florentina, 333.
 tuberosa, 333.
 versicolor, 333.
 verna, 333.
 Pseudacorus, 333.
 Ironwood, 227.
 Isidium Westringii, 429.
 Ivarancusa, 377.
 Ivy, 25.

 Jaboticabciras, 45.
 Jacaranda wood, 155.
 Jack, 176.
 Jacquinia obovata, 226.
 Jagghery water, 155.
 Jalap, 214, 231.
 Jamrosade, 45.
 Janji, 335.
 Japan lacquer, 167.
 Jasmine, 309.
 Jasminum officinale, 309.
 grandiflorum, 309.
 Sambac, 309.
 undulatum, 309.
 angustifolium, 309.
 Jatropha Cassava, 113.
 Manihot, 113, 115.
 glaucua, 115.
 Curcas, 115.
 Jeffersonia, 7.
 Jew Bush, 116.
 Jits, 102.
 Joliffia africana, 52.
 Juglans cathartica, 180.
 cinerea, 180.
 regia, 180.
 Jujube, 108.
 Julpai, 97.
 Juncus effusus, 357.
 Juniper, 316.
 communis, 316.
 Sabina, 316.
 Jussiaea peruviana, 36.
 Justicia biflora, 285.
 Ecbolium, 285.
 Adhatoda, 285.
 pectoralis, 285.
 Gendarussa, 285.
 paniculata, 285.

 Kakaterro, 317.
 Kalanchoe brasiliensis, 164.
 Kalmialatifolia, 221*
 Kat, 119.
 Kassou-Khaye, 103.
 Kawrie Tree, 315.
 Kayo Umur Panjang, 45.
 Khair Tree, 155.
 Khaya, 103.
 Kheu, 167.
 Khumur-ool-raujnoon, 216.
 Kielmeyera speciosa, 80.
 Kingwood, 153.
 Kino, 152.
 Kiriaghuna Plant, 304.
 Kirschenwasser, 147.
 Knowltonia vesicatoria, G.

- Kodoya Bikh, C.
 Kokra, 172.
 'Kola, 94.
 Krameria, 86.
 Kunkirzeed, 254.
 Kuteera, 80.
 Kydia caJycina, 94.

 LaUaria Plant, 364.
 Labdanum, 91.
 Laburnum, 152, 153.
 Lac, black, 167.
 Lace Bark, 195.
 Lacin, 191.
 Lacker, 167.
 Lactuca virosa, 254.
 sylvestris, 254.
 Lalo, 94.
 Lamb's Lettuce, 266.
 Laminaria digitata, 434.
 potatorum, 434.
 buccinalis, 435.
 bulbosa, 435.
 Langsat, 102.
 Lanseh, 102.
 Lansium, 102.
 Lantana Pseudo Thea, 278.
 Larch, 315, 316.
 Lathyrus Aphaca, 153.
 tuberosus, 152.
 Laurel oil, 30.
 Laurentia pinnatifida, 434.
 Laurus Cassia, 201.
 Culilaban, 201.
 Malabathrum, 201.
 cupularis, 201.
 Quixos, 201.
 Cinnamomoides, 201,
 Pucheri, 201.
 Camphora, 201.
 Parthenoxylon, 201.
 Benzoin, 201.
 parvifolia, 201.
 globosa, 201.
 fastens, 201.
 caustica, 201.
 Lavandula carnosa, 276.
 Laver, 434.
 green, 434.
 lavender, 276.
 Lawsonia inermis, 100.
 Lecanora perella, 429.
 tartarea, 429.
 hgematomma, 429.
 atra, 429.
 Lecythis ollaria, 47.
 Ledum palustre, 220, 221.
 Lemon, 105, 106.
 Lentil, 152.
 Lepraria chlorina, 429.
 Lepidostachys Roxburghi, tf 2.
 Le Petit Coco, 225.
 Lettuce, 254.
 Liane amère, 215.
 Liatris, 253.
 Libanus thurifera, 111.
 Lignum Vita?, 13-1.

 Ligusticum Ajawain, 23.
 Liliun pomponium, 352.
 Lime, 105, 106.
 Limnanthes, 143.
 Lingua de Fin, 65.
 Linum catharticum, 89.
 selaginoides, 89.
 Liquidambar, 188.
 Liquorice, 152.
 Liriodendron tulipifera, 16.
 Lisianthus pendulus, 297.
 Lissanthe sapida, 222.
 Litchi, 82.
 Lithocarpus javensis, 170.
 Lithospermum tinctorium, 274.
 Litsea sebifera, 201.
 Lobelia cardinalis, 236.
 Tupa, 236.
 inflata, 236.
 Caoutchouc, 236.
 syphilitica, 236.
 longiflora, 236.
 Locust Tree, 153.
 Logwood, 152, 154.
 Lolium perenne, 378.
 temulentum, 377.
 Longan, 82.
 Lonicera corymbosa, 248.
 caerulea, 248.
 Lote, 108.
 Lotophagi, 108.
 Luhea divaricata, 99.
 paniculata, 99.
 Ludia, 73.
 Lucerne, 152.
 Lychnis dioica, 125.
 chalcedonica, 125.
 Lupulin, 176.
 Lycopodium, 366.
 Selago, 404.
 clavatum, 404.
 Phlegmaria, 404.
 Lythrum Salicaria, 100.
 Lythrum? Hunteri, 100.

 Macassar poison, 196.
 Mace, 15.
 Mache, 266.
 Macrocnemum corymbosum, 244.
 Madder, 249.
 Madia sativa, 254.
 Madhuca Tree, 226.
 Maesua ferrea, 75.
 Magnolia tripetala, 16.
 excelsa, 16.
 glaucua, 16.
 acuminata, 16.
 Yulan, 16.
 Magonia pubescens, 82.
 glabrata, 82.
 Mahogany wood, 103.
 Mahva Tree, 226.
 Mais Petafpo, 378.
 Maize, 3767
 Malach, 176.
 Malic acid, 26.

 Mallow, 96.
 Malpighia Mourcila, 122.
 crassifolia, 122.
 Malvft crispa, 96.
 Alcca, Ufi.
 Mammea, 75.
 Mammillaria, 54.
 Manchineel, 113.
 tree, 115.
 Mandioca, 115.
 Manettia cordifolia, 244.
 Mangel Wurzel, 208.
 Mango, 167.
 Mangrove, white, 279.
 Mangroves, 38.
 Manna, 152, 308.
 Manna of Mount Sinai, 127.
 Mannite, 127, 308.
 Maprounea brasiliensis, 116.
 Maranta arundinacea, 326.
 Allouyia, 326.
 nobilis, 326.
 ramosissima, 326.
 Margosa oil, 114, 115.
 Margosa Tree, 102.
 Marjoram, 276.
 Marking-nut tree, 167.
 Marlca, 52.
 Marmalade, 226.
 Marmaleiro do Mato, 65.
 Marmeleiro do Campo, 116.
 Marsdenia tenacissima, 305.
 tinctoria, 305.
 Marsh Mallows, 96.
 Martin's Cancer Powder, 288.
 Mate*, 229.
 Matricaria Parthenium, 253.
 Maximiliana regia, 80.
 May Apple, 7.
 May ten us, 119.
 Meconic acid, 8.
 Meconopsis napalensis, 8.
 Medlar, 146.
 Medlar of Surinam, 226.
 Medeola virginica, 348.
 McDick, 152.
 Medullin, 245.
 Melaleuca leucadendron, 45.
 Melambo Bark, 17.
 Melampyrum pratense, 292.
 Melanorhaea usitatissima, 167.
 Melia Azedarach, 102.
 Azedarachta, 102.
 Melilotus officinalis, 153.
 Melodinus monogynus, 301.
 Melon, 52.
 Memecylon edule, 41.
 Menispermic acid, 216.
 Menispermum palmatum, 215.
 cordifolium, 215.
 Cocculus, 216.
 cdule, 216.
 Menyanthes trifoliata, 297.
 Mercurialis annua, 113.
 pcrennis, 113, 115.
 Mercurio do Campo, 123.
 Mertensia dichotoma, 400.

- Merulius lacrymans, 423.
vastator, 423.
- JMesembryanthemum cduhc.56.
nrdflo-
rum, 56.
- Michelia Doltsopa, 16.
- Microlacna spectabilis, 94.
- Mignonette, 62.
- Mikania Guaco, 254.
- Mildew, 423.
- Milk Plant, 116.
- Millet, 377.
- Milnea edulis, 102.
- Mimosa fagifolia, 155.
saponaria, 154.
Spongia, 155.
- Mimulus guttatus, 291.
- Mimusops Elengi, 226.
Kaki, 226.
- Mint, 276.
- Mint Tribe,
- Mirabilis, 214.
- Mistletoe, 50.
of the Oak, 50.
- Mohoe, or Mohaut, 96.
- Momordica Elaterium, 52.
- Monnina polystachya, 86.
- Mootha, 385.
- Morel, 422.
- Morinda, 245.
Royoc, 244.
- Moringa, 154.
pterygosperma, 66.
- Morphia, 8.
- Morus alba, 177.
tinctoria, 177.
- Mountain Ash, 146.
- Mouron, 224.
- Moiltabea, 109.
- Moxa, 253.
- Mucedo, 423,
- Mucor, 423.
- Mucuna pruriens, 152.
- Mudar, 305.
- Mulberry, 176.
- Munjeeth, 250.
- Musa, 327.
textilis, 327.
- Musanga, 177.
- Mushroom, 422.
- Mustard, 59.
- Myginda Gongonha, 229.
- Myrica cerifcra, 180.
sapida, 180.
- Mvristica moschata, 15.
officinalis, 15.
Otoba, 15.
tomentosa, 15.
- Myrospermum peruiferum,
165.
toluiferum,
165.
- Myrsine bifaria, 225.
- Nagkesar, 75.
- Nagur-mootha, 385.
- Narcissus poeticus, 320.
- Narcissus Tazetta, 329.
odorus, 329.
- Pseudo-Narcissus,
329.
- Narcotine, 8.
- Nard, 266.
- Nardostachys Jatamansi, 266.
*Natchenny, 377.
- Nauclea Gambeer, 244.
- Nectarine, 147.
- Neem Tree, 102.
- Nehai, 400.
- Nelumbium speciosum, 14.
- Nepeta hederacea, 276.
- Nephelium, 82.
- Nephrodium esculentum, 400.
- Nerium Oleander, 300.
odorum, 300.
- Nesaea staticifolia, 100.
- Nigella, 6.
- Nightshade, 294.
- Niouttout, 165.
- Nirbishi, or Nir bikhi, 6.
- Nirmulee, 301.
- Noyau, 147, 231.
- Nut-grass, 385.
- Nutmeg, 15.
Tribe, 15.
of Santa Fe, 15.
- Nyctanthes Arbor Tristis,
309.
- Nymphaea alba, 13.
- Oak, 170.
- Oats, 376.
- Ochna hexasperma, 129.
- Ochro, 96.
- Ocymum album, 276.
febrifugum, 276.
- CEnanthe pimpinelloides, 22.
crocata, 23.
- CEnothera biennis, 36.
- Oil of Almonds, 147.
Ben, 66.
Olive, 281, 308.
Tigilium, 114.
- Oldenlandia umbellata, 245.
- Olea fragrans, 308.
europsea, 308.
- Olibanum, 111.
- Olivile, 308.
- Omphalea, 116.
- Ononis, 153.
- Onion, 353.
- Onosma echioides, 274.
- Opium, 254.
- Opoponax, 23.
- Oporanthus luteus, 329.
- Opuntia vulgaris, 54.
- Orange, 105.
- Orchall, 429.
- Orchis mascula, 339.
- Orelha de Onca, 2\|b.
Gato, 7 8 M
- Origanum Dictamrres, 276.
- Ornithopus, l'>2.
scorpioides, 153.
- Orobanche virginiana, 288.
major, 288.
- Orontium aquaticum, 364.
- Orris root, 333.
- Orseillc de Terre, 429.
des Canaries, 429.
- Orthanthera viminea, 305.
- Osmunda regalis, 400.
- Oxalis acetosella, 140.
crenata, 140.
- Oxleya xanthoxyla, 104.
- Pachana, 215.
- Paeonia, 6.
- Palapetta, 300.
- Palicourea Marcgraavii, 245.
- Palm oil, 345.
- Palma Christi, 114.
- Palm-Vine, 345.
- Palo, 215.
- Palo de Vacca, 177.
- Panax Coloni, 276.
quinquefolium, 25.
- Pancratium maritimum, 392.
- Pandanus, 362.
- Pandanus odoratissimus, 362.
- Panicum spectabile, 378.
- Pao d'Arco, 282.
- Papaver somniferum, 8.
- Papaw, 69.
- Papeeta, 301.
- Papyrus, 385.
- Para todo, 208.
- Paraiba, 130.
- Pareira brava, 215.
- Parinarium excelsum, 159.
campestre, 159.
montanum, 159.
- Parkia africana, 154.
- Parmelia saxatilis, 429.
omphalodes, 429.
encausta, 429.
conspersa, 429.
parietina, 429.
- Parsley, 22.
- Parsnep, 22.
- Partridge wood, 33.
- Passan-Batu, 170.
- Passerina tinctoria, 195.
- Pastinaca Opoponax, 23.
- Paullinia australis, 82.
eupania, 82.
subrotunda, 82.
- Pavonia diuretica, 96.
- Pe de Perdis, 114.
- Pea, 152.
- Peach, 147.
- Pear, 146.
- Pedaliium murex, 281.
- Pediculares, 292.
- Pedilanthus tithymaloides,
116.
- padifolius, 116.
- Peltidea aphthosa, 429.
- Pensa mucronata, 204.
- Pennyroyal, 276.
- Pentadsma butyracea, 75.

organ out of Brazil. Salweena fragrantissima

- l'entaptera, 39.
 Peon, 75.
 Pepper, 186.
 Pepper, black, 186.
 Peppers, 136.
 Pepper-dulse, 434.
 Percle d'Auvergne, 429.
 Pergularia edulis, 304.
 Periploca emetica, 304.
 esculenta, 304.
 indica, 304.
 Perpetua, 208.
 Persea gratissima, 201.
 Petiveria alliacea, 212.
 Phaseolus trilobus, 153.
 radiatus, 153.
 Phellandrium, 23.
 Phleum, 378.
 Phlomis esculenta, 276.
 Phoenix farinifera, 345.
 Photinia dubia, 146.
 Phrynum dichotomum, 326.
 Phyllanthus, 113.
 Niruri, 116.
 urinaria, 116.
 Kmblica, 116.
 Conami, 116.
 Physalis Alkekengi, 294.
 flexuosa, 295..
 Phytelephas, 362.
 Phyteuma spicatum, 238.
 Phytolacca decandra, 210.
 Picrotoxia, 215, 216.
 Pierardia dulcis, 82.
 sativa, 82.
 Pinckneya pubens, 244.
 Pindaiba, 19.
 Pigeon-pea, 152.
 Piney varnish, 98.
 Pine-apple, 334.
 Pine, 315.
 Norfolk Island, 319.
 Weymouth, 315.
 Pinguicula vulgaris, 266.
 Pinus Cembra, 316.
 Gcrardiana, 316.
 Lambertiana, 315, 316.
 sylvestris, 316.
 Pumilio, 316.
 Pinastrr, 316.
 Pinea, 316.
 Picea, 316.
 Piper aethiopicum, 18.
 Cubeba, 186.
 inebrians, 186.
 anisatum, 186.
 Betel, 186.
 Siriboa, 186.
 Pisonia, 214.
 Pistocia atlantica, 167.
 Lentiscus, 167.
 Terebinthus, 167.
 Nut, 167.
 Pistia Stratiotes, 368.
 Pitch, 111.
 furgundy, 316.
 Pittomba, »L\
- Pittosporum Tobira, 32.
 Plantago arenaria, 268.
 Ispaghula, 268.
 Psyllium, 268.
 Plataneae, 187.
 Plukenetia corniculata, 116.
 Plum, 147.
 common, 147.
 Plumbago zeylanica, 270.
 europaea, 270.
 scandens, 270.
 Plumeria obtusa, 300.
 Poaya da praia, 63.
 Poaya branca, 63.
 Podocarpus neriifolia, 317.
 Podophyllum peltatum, 7.
 Pois quéniques, 66.
 Polanisia, 61.
 Polyanthes tuberosa, 353.
 Polychroite, 333.
 Polygala crotalarioides, 86.
 poaya, 86.
 Senega, 86.
 sanguinea, 86.
 Polygaline, 86.
 Polygonum Hydropiper, 211.
 barbatum, 211.
 Fagopyrum, 211.
 hispidum, 211.
 tataricum, 211.
 aviculare, 211.
 Polypodium phymatodes, 400.
 Calaguala, 400.
 crassifolium, 400.
 Polyporus destructor, 423.
 Pomegranate, 45.
 Poplar, 187.
 Poppy, 8.
 Populus tremuloides, 187.
 Porliera hygrometrica, 134.
 Porphyra laciniata, 434.
 vulgaris, 434.
 Portlandia hexandra, 244.
 Potalia resinifera, 307.
 amara, 307.
 Potamogeton natans, 367.
 Potash, 295.
 Potato, 294.
 Potentilla anserina, 144.
 reptans, 144.
 Prangos pabularia, 22.
 Premna integrifolia, 278.
 Prinos verticillatus, 229.
 glaber, 229.
 Prinsepia utilis, 159.
 Prosopis, 154.
 Primes, 147.
 Prunus spinosa, 147.
 domestica, 147.
 hrigantiaca, 147.
 Cocomilia, 147.
 Prussic acid, 147.
 Psoralea cgrylifolia, 152.
 PsychotjMfoetica, 245.
 ^Herbacea, 245.
 noxa, 245.
 Ptarmica, 2'»t
- Ptelea, 136.
 Pteris aquilina, 400/
 esculenta, 400.
 Pterocarpus, 346.
 santalinus, 152.
 dalbergioides,
 153.
 erinacea, 152.
 Draco, 152.
 Puccinia graminis, 423.
 Puccoon, 8.
 Pueraria, 152.
 Pulque, 329.
 Purslane, 124.
 Pyrus Aria, 146.
 Aucuparia, 146.
 Quassia, 130.
 Simarouba, 136.
 Quercus falcata, 170.
 Suber, 170.
 iEgilops, 170.
 Quina, 244.
 Quina de la Angostura, 132.
 blanca, 114.
 de la Guayna, 132.
 Quince, 145.
 Quinquina, 244, 308.
 of Peru, 165.
 Piton, 244.
 des Antilles, 244.
 Qurjun, 98.
 Radish, 59.
 Rafflesia, 392.
 Raiz do Mato, 206.
 Padre Salerma, 208.
 Raiz Preta, 245.
 Ral, 98.
 Ramalinascopulorum, 429.
 Rambah, 82.
 Rambutan, 82.
 Rampion, 238.
 Ramturai, 96.
 Randia dumetorum, 245.
 Ranunculus Flammula, 6.
 scleratus, 6.
 glacialis, 6.
 Thora, 6.
 Rape, 59.
 Raspberry, 144.
 Ratanhia, 86.
 Reaumuria vermiculata, 92.
 Rebenta cavallos, 236.
 Red sandal-wood, 154.
 Redwood tree, 103.
 Remija ferruginea, 244.
 Vellozii, 244.
 Reseda luteola, 62.
 Resin of Coumia, 154.
 Restio tectorum, 387.
 Rex amaroris, 86.
 Rhamnus catharticus, 108.
 infectorius, 108.
 saxatilis, 108. •
 amygdalinus, 108.
 Rheum, 211.

- Rhizomorpha, 423.
 Riiizophora gymnorhiza, 40.
 Rhododendron ferrugineum,
 x 220. chrysanthe-
 mum, 220.
 ponticum, 221.
 maximum,
 221.
 arboreum, 221.
 campanula-
 turn, 221.
 Rhodomenia palmata, 434.
 Rhubarb, 211.
 Rhubarbarin, 211.
 Rhus Coriaria, 167.
 toxicodendron, 167.
 radicans, 167.
 Cotinus, 167.
 vernix, 164.
 succedaneum, 168.
 verniferum, 168.
 glabrum, 168.
 Rice, 359, 376.
 Richardsonia rosea, 245.
 scabra, 245.
 Ricinus, 116.
 Ricinus communis, 113.
 RittaKaddapoo, 111.
 Roccella fusiformis, 429.
 tinctoria, 429.
 Robinia, 152.
 Pseudacacia, 153.
 Rocambole, 353.
 Rocou, 73.
 Rohuna, 103.
 Rondeletia febrifuga, 244.
 Rosa rubiginosa, 144.
 canina, 144.
 damascena, 144.
 gallica, 145.
 Rose Apple, 45.
 Rosemary, 276.
 Rosewood, 152, 155.
 Rough-skinned Plum, 159.
 Rowan Tree, 146.
 Roxburghia, 360.
 Rubia tinctoria, 249.
 cordifolia, 250.
 angustissima, 250.
 Munjista, 250.
 noxa, 250.
 Rubus arcticus, 144.
 villosus, 144.
 Rue, common, 132.
 Ruellia strepens, 285.
 Ruizia, 189.
 Rukta-chundun, 154.
 Rumex acetosa, 211.
 Rush, 357.
 Russia Mats, 99.

 Sabbatia angularis, 297.
 Saffron, 333.
 Sagapenum, 23.
 Sage, 276.
 Sagerctia theczans, 108.
 Sagittaria, 356.
 Sago, 313, 345.
 Portland, 364.
 Sagus farinifera, 345.
 Saint Foin, 152.
 St. Ignatius¹ Bean, 301.
 Sal, 98.
 Salep, 339.
 Salacia, 120.
 Salicine, 187.
 Salicornia, 209.
 Salisburya, 317.
 Salix herbacea, 187.
 helix, 227.
 Sallow, 187.
 Salsafy, 254.
 Salsola, 209.
 Samanbaya, 400.
 Samphire, 22.
 Sandarach, 316.
 Sanders' wood, 193.
 Sandoricum indicum, 102.
 Sanguinaria canadensis, 8.
 Sanguisorba officinalis, 148.
 Santalum album, 193.
 Santolina, 253.
 Sapindus esculentus, 82.
 saponaria, 82.
 Sapium, 116.
 aucuparium, 116.
 Saponaria officinalis, 125.
 Saponine, 82.
 Sappodilla Plum, 226.
 Sappan wood, 154.
 Sapucaya, 47.
 Sarcocolla, 204.
 Sarcocollin, 204.
 Sarsaparilla, 25, 359.
 German, 385.
 of India, 305.
 Satin wood, 104.
 Saunders' wood, 152.
 Saurauja, 80.
 Sauvagesia erecta, 64.
 Savin, 316.
 Savory, 276.
 Scabiosa succisa, 265.
 Scabious, 253.
 Scammony, 231.
 Schinus Molle, 167.
 Arroeira, 167.
 Schmidelia edulis, 82.
 Scilla maritima, 353.
 Lilio-Hyacinthus, 353.
 Scillitin, 353.
 Scio Turpentine, 167.
 Scirpus, 385.
 Scleria lithosperma, 385.
 Scoparia dulcis, 291.
 Scorzoneria, 254.
 Scotch Fir, 315.
 Scrophularia aquatica, 291.
 nodosa, 291.
 Sea Kale, 59.
 Sea-wrack, 367.
 Sebesten Plum, 273!
 Sedges, 384.
 Sem, 153.
 Semecarpus Anacardium,
 167.
 Sem-ke-gond, 154.
 Sempervivum tectorum, 164.
 glutinosum,
 164.
 Senecia undulata, 32.
 Senegine, 85.
 Senna, 153, 300, 305.
 Alexandrian, 154.
 Serradilla, 152.
 Service, 146.
 Serjania triternata, 82.
 Sesamum, 281.
 Sesbania grandiflora, 152.
 Shallot, 353.
 Shorea robusta, 98.
 Sida abutila, 96.
 cordifolia, 96-
 mauritiana, 96.
 micrantha, 96.
 carpinifolia, 96.
 lanceolata, 96.
 Siegesbeckia orientalis, 253.
 Silene virginica, 153.
 Silphium, 22.
 Simaruba versicolor, 130.
 Simbi, 153.
 Sinapis chinensis, 59.
 Singhara nuts, 37.
 Siphonia elastica, 116.
 Sissoo, 153.
 Skirret, 22.
 Skunk Cabbage, 364.
 Smilax Sarsaparilla, 359.
 China, 359/
 aspera, 359.
 Smut, 423.
 Snake poison, 244.
 Soccotrine Aloes, 353.
 Solanum Pseudoquina, 294.
 nigrum, 294.
 esculentum, 295.
 Jacquini, 295.
 bahamense, 295.
 mammosum, 295.
 Dulcamara, 295.
 Solorina crocea, 429.
 Sorrel, 211.
 Souari Nuts, 76.
 Soulamea, 86.
 Sow Bread, 223.
 Soymida febrifuga, 103.
 Spanish Chestnut, 170.
 Spermaceoce ferruginea, 245.
 Poaya, 245.
 Sphaeralcea cisplatina, 96.
 Spigelia marylandica, 299.
 Spikenard, 266.
 Spilanthus, 253.
 Spinach, 63, 208.
 Spiraea ulmaria, 144.
 Spondias, 107.
 Spruce, 315.
 Squill, 329.
 Stachys palustris, 276.

- Stachytarpheta jamaicensis, 278.
 278. Green, 331.
 Stagmaria verniciflua, 167.
 Stalagmitis Gambogioides, 75.
 Star-apple, 226.
 Star-anise, 17.
 Star-reed, 206.
 Statice caroliniana, 270.
 Sterculia acuminata, 94.
 Chicha, 94.
 Tragacantha, 94.
 guttata, 94.
 foetida, 94.
 urens, 94.
 Stevia febrifuga, 253.
 Sticta pulmonacea, 429.
 Stone-oak, 170.
 Stone-pine, 316.
 Storax, 188, 228.
 liquid, 316.
 Stramonium, 294.
 Stravadium, 65.
 racemosum, 46.
 Strawberry, 144.
 Strychnia, 136, 301.
 Strychnos colubrina, 301.
 Tieute, 301.
 potatorum, 301.
 innocua, 301.
 S. Ignatii, 301.
 Nux vomica, 301 f
 Pseudo-quina, 301.
 Styrax, 228.
 Suberin, 170.
 Succory, 254.
 Sugar-cane, 377.
 Sulphur, 153.
 Sumach, Venetian, 167.
 Sunflower, 254.
 Suwarrow nuts, 76.
 Swallows' nests, 434.
 Swietenia Mahagoni, 103.
 Symplocarpus foetida, 364.
 Symplocos, 228.

 Tabasheer, 377.
 Tabernaemontana utilis, 300.
 Tacamahaca, 75, 165.
 Tachia guianensis, 297.
 Tagua, 362.
 Talinum patens, 124.
 Tamarind, 154.
 Tamarix gallica, 127.
 indica, 127.
 dioica, 127.
 orientalis, 127.
 Furas, 127.
 africana, 127.
 Tampui, 82.
 Tanghin tree, 300.
 Tangle, 434.
 Tansy, 253.
 Tapioca, 115.
 Taquarussa, 377.
 Tarragon, 254.
 Tat, 99.
 Tea, 80, 400.
 Tea Tree, 278.
 Teak, African, 116.
 Teasel, 265.
 Tectona grandis, 278.
 Tej-bul, 136.
 Tephrosia, 153.
 Apollinea, 153.
 Terminalia alata, 38.
 Bellerica, 38.
 Benzoin, 39.
 Catappa, 39.
 Chebula, 38.
 latifolia, 39.
 Terra japonica, 155.
 Theet-see, 167.
 Thesium, 193.
 Theobroma Cacao, 94.
 Theophrasta Jussiaei, 225.
 Thuja articulata, 316.
 quadrialvis, 316.
 Thyme, 276.
 Ticorea febrifuga, 133.
 jasminiflora, 133.
 Tika, 119.
 Tilia, 99.
 Tingi da Praya, 226.
 Tinguay, 82.
 Tobacco, 212, 294.
 Toddalia aculeata, 136.
 Toddy, 102, 345.
 Tomatoes, 80.
 Tomato, 294.
 Tonka Bean, 153.
 Tonsella pyriformis, 120.
 Torenia asiatica, 291.
 Tormentilla, 144.
 Tragia involucrata, 116.
 Tragacanth, 80, 153.
 Tragopogon, 254.
 Trapa, 37.
 bispinosa, 37.
 Tree of long life, 45.
 Trefoil, 1S2.
 Trichilia emetica, 102.
 trifoliata, 102.
 speciosa, 102.
 Trichosanthes palmata, 52.
 Trifolium alpinum, 152.
 Trigloch, 367.
 Trincomalee wood, 99.
 Triosteum perfoliatum, 248.
 Tripe de Roche, 429.
 Triphasia, 106.
 Tripterella ccerulea, 331.
 Tropaeolum majus, 140.
 tuberosum, 140.
 Truffle, 422.
 Tsin-y, 16.
 Tuber, 422.
 Tuberoze, 353.
 Tumbugaia, 98.
 Turmeric, 324.
 Turnip, 59m
 Turnsol, 17a.
 Turpentine, oil of, 316.
 Bourdeaux, 316.
 Turpentine, Strasburgh, 316.
 Venetian, 316.
 Tussilago Farfara, 253.
 Typha, <366.

 Ule, 177.
 Ulfmossa, 429.
 tJlmin, 179.
 Ulva latissima, 434.
 Upas, 176, 301.
 Urania speciosa, 327.
 Urceola elastica, 300.
 Urceolaria scruposa, 429.
 cinerea, 429.
 Urena lobata, 96.
 Urtica dioica, 176.
 urens, 176.
 pilulifera, 176:
 crenulata, 176.
 stimulans, 176.
 tenacissima, 305.
 Usnea plicata, 429.
 Uvaria tripetaloides, 18.
 febrifuga, 19.

 Vaccinium Vitis Idea, 220.
 Vahea, 300.
 Valerian, red, 266.
 Valeriana Phu, 266.
 officinalis, 266.
 celtica, 266.
 Jatamansi, 266.
 Valerianella, 266.
 Vallisneria alternifolia, 335.
 Vangueria, 246.
 Vanilla, 342.
 Varnish of Sylhet, 167.
 Martaban, 167.
 Variolaria, 429.
 lactea, 429.
 Vateria indica, 98.
 Velame do Campo, 114.
 Velonia, 171.
 Veratrin, 348.
 Veratrum, 348.
 viride, 348.
 Verbesina sativa, 254.
 Vernonia anthelmintica, 253.
 Vervain, 278.
 Vetch, 152.
 Viburnum, 248.
 Vijuco del Guaco, 254.
 Villarsia nymphoides, 297.
 ovata, 297.
 Vin d'Aulne*e, 253.
 Vine, 31.
 Vino Mercal, 329.
 Viola canina, 63.
 Virola sebifera, 15.
 Vish, or Visha, 6.
 Vismia guianensis, 78.
 Voacanga, 300.
 Voa Vanga, 245.

 Wachendorfia, 330.
 Walkera serrata, 129.
 Waltheria Douradinha, 94.

- Walnut, 180.
 Wampee, 105.
 .Water-cress, 59.
 Webera Ipecacuanha, 244.
 Weinmannia, 161.
 Wheat, 376.
 Whortleberry, 222.
 Wild Cherry, 147.
 Wild Ginger, 206.
 Willdenowia teres, 387.
 Willow, 187.
 Willow bark, 187.
 Willughbeia edulis, 300, 301.
 Winter's bark, 187.
 Wittelsbachia insignis, 80.
 Wood-oil, 98.
 Woodruff, 250.
 Wormseect Oil, 209.
 Wormwood, 253.
 Wrightia antidysenterica, 300.
 tinctoria, 300.
 coccinea, 300.
 mollissima, 300.
 Xanthochymus pictorius, 75.
 Xanthophyllum, 86.
 Xanthorhiza apiifolia, 6.
 Xanthoxylum Clava, 136.
 piperitum, 13G.
 fraxineum, 136.
 hastile, 136.
 caribaeum, 136.
 Avicennae, 136.
 hiemale, 136.
 Ximenia americana, 33.
 Xylocarpus granatum, 102.
 Xylopiia sericea, 19.
 Xyris indica, 388.
 Yallhoy, 86.
 Yams, 359, 364.
 Yellow-root, 6.
 Yellow-wood, 104.
 Yercum, 305.
 Yew, 317.
 Young fustick, 167.
 Zedoary, 323.
 Zimone, 377.
 Zingiber officinalis, 323.
 Zinzeyd, 194.
 Zizyphus Jujuba, 108.
 Zostera, 367.
 Zygothyllum Fabago, 134.

INDEX
OF
ORDERS, GENERA, AND SYNONYMS.

The Orders are in small capitals, the Synonyms in italics; the numbers refer to the pages; App. signifies that a word is omitted in the body of the work, and will be found in the Appendix.

- Abama*, DC. 354.
Abasicarpon, Andr. 60.
Abatia, R. et P. 73.
Abasoloa, Lallav. 264.
Abelia, R. Br. 248.
Abelicea, Sm. 179.
Abelmoschus, M. 97.
Aberemoa, Aubl. 19.
Abies, DC. 316.
Abietinae, Rich. 313.
Abildgaardia, Vahl. 385.
Ablania, Aubl. 100.
Abolboda, H. B. K. 388.
Abronia, Juss. 214.
Abroma, Linn. 95.
Abrotanum, Tourn. 260.
Abrotanella, Cas. 260.
Abrus, L. 156.
Absinthium, Gaertn. 260.
Abuta, Aubl. 216.
Abutua, Lour. 312.
Abutilon, MGnch. 97.
Acacia, Neck. 157.
Acaena, Vahl. 148.
Acajuba, Gaertn. 168.
Acalypha, L. 117.
Acanos, Adans. 262.
 ACANTHACEÆ, R. Br. 284.
Acanthobotrya, Eckl. App.
Acanthodium, DC. 285.
Acanthoglossum, Bl. 340.
Acantholepis, Less. 261.
Acanthonychia, DC. 128.
Acanthophippium, Bl. 340.
Acanthophyllum, H. et A. 264.
Acanthophyllum, Mey. 125.
Acanthophyton, Less. 263.
Acanthophora, Lam. 436.
Acanthospora, Spr. 334.
Acanthospermum, Schrk. 255.
Acanthus, L. 285.
Acarua, W. 261.
Acarua, Vaill. 262.
Aceranthus, Morren. 30.
Aceras, R. Br. 340.
Acerates, Ell. 305.
Aceratium, DC. 97.
 ACERINEJÆ, DC. 81.
Acer, Linn. 81.
Acetosa, Moench. 212.
Achania, Swz. 97.
Acharia, Thunb. 438.
Acharitherium, Bluf. 260.
Achetaria, Cham. 292.
Acheton, Corda. 414.
Achillea, L. 259.
Achimenes, Pers. 287.
Achlya, Nees. 437.
Achlys, DC. 30.
Achnanthes, Bory. 437.
Achnanthes, Gaill. 437.
Achnathera, Beauv. 380.
Achnodon, P. de B. 380.
Achras, L. 226.
Achromolcena, Cass. 260.
Achyrocoma, Cass. 255.
Achyrastrum, Neck. 263.
Achyranthes, L. 208.
Achyrocline, DC. 260.
Achyropappus, Bieb. 262.
Achyronia, Wend. 155.
Achyropappus, H. B. K. 259.
Achyrophomus, Scop. 263.
Achyrospermum, Bl. 277.
Acianthus, R. Br. 339.
Acia, W. 159.
Acicarpa, Juss. 251.
Acicarpa, Raddi. 378.
Acilepis, Don. 255.
Acidandra, Mart. App.
Acidodontium, Schw. 411.
Acidoton, Swz. 116.
Acinos, Moench. 277.
Acinula, Fr. 425.
Acioa, Aubl. 159.
Acis, Salisb. 329.
Aciotis, Don. 42.
Acisanthera, Browne. 101.
Acisjwrmiap, Neck. 258.
Acladodea, Fl. per. App.
Acladium, Lk. 426.
Aclisia, E. Mey. 354.
Acmadenia, Bartl. 133.
Acmella, Rich. 258.
Acmena, DC. 45.
Acnida, L. 209.
Acnistus, Schott. 295.
Aroma, Adans. 55.
Acolea, Dumort. 414.
Aconitum, L. 7.
Acontias, Schtt. 364.
 ACOROIDEJÆ, Agardh. 365.
Acorus, Linn. 365.
Acosmia, Benth. 125.
Acosmus, Desv. 122.
Acosta, R. et P. 226.
Acouroa, Aubl. 157.
Acrachne, W. 381.
Acremonium, Lk. 425.
Acriopsis, Bl. 340.
Acrocomia, Mart. 346.
Acrodryon, Spr. App.
Acronodia, Blume, 97.
Acronychia, Blume, 133.
 ACOTYLEDONES, JUSS. 395.
Acourtia, Don. 263.
Acratherum, Lin. 379.
Acridocarpus, Guill. 122.
Acrocephalus, Benth. 276.
Acrodiclidium, N. ab E. 201.
Acroglochis, Schrad. 209.
Acrolasia, Presl. 53.
Acroptilon, Cass. 262.
Acrocentron, Cass. 262.
Acrolepis, Schrad. 385.
Acrolophus, Cass. 262.
Acrogyratae, Bernh. 402.
Acropera, Lindl. 340.
Acrospermum, Tode. App.
Acrosporium, Nees. 425.
Acrosporium, Nees. 426.
Acrosticheae, Frey. et Kl. 400.
Acrostichum, L. 400.
Acrotriche, R. Br. 223.
Acrotrema, Jack. 21.
Acryphyllum, Lour. 156.
Acruzus, Spreng. 97.
Actma, Lour. App.

- Actaea, L. 7.
 Actegeton, Bl. 119.
 *Actephila, Bl. 116.
 Actidium, Fr. 424.
 Actinanthus, Ehrenb. 23.
 Actinidia, 21.
Actinea, Juss. 259.
***Actinella*, Pers. 259.**
 Actinocarpus, R. Br. 35C.
***Actinochloa*, W. 381.**
 Actinocladium, Ehrenb. 425.
 Actinodaphne, N. ab E. 202.
***Actinodontium*, Schw. 411.**
 Actinodium, Schreb. 45.
 Actinolepis, DC. 259.
***Actinodermium*, Nees. 425.**
 Actinomeris, Nutt. 258.
 Actinonema, Pers. 42G.
 Actinophora, Wall. 95.
***Actinophyllum*, R. P. 25.**
***Actinospermum*, Ell. 259.**
 Actinospora, Turcz. 7.
 Actinothyrium, Kunze. 425.
 Actinotus, Lab. 23.
Acunna, R. P. 221.
Adambea, Lam. 101.
***Adamsia*, W. 353.**
Adamsia, Fisch. 145.
 Adamia, Wall. 163.
 Adansonia, Linn. 95.
 Adelobotrys, DC. 42.
 Adelia, L. 116.
 Adenacanthus, N. ab E. 285.
 Adcnandra, W. 133.
 Adenaria, H.B.K. 101.
***Adenarium*, Raf. 126.**
 Adenanthera, Linn. 157.
 Adenanthos, Labill. 200.
 Adenilema, Bl. 438.
 Adenia, Forsk. 438.
 Adenium, Ehrenb. 302.
 Adenobasium, Presl. 55.
 Adenocarpus, DC. 155.
 Adenocaulon, Hook. 256.
 Adenocrepis, Bl. 116.
 Adenocyclus, Less. 255.
 Adenodus, Lour. 97.
 Adenogramma, Rchb. 128.
 Adenoncos, Bl. 340.
 Adenonema, Bge. 126.
 Adenolepis, Less. 258.
 Adenophorus, Gaud. 400.
 Adenophora, Fisch. 238.
 Adenophyllum, Pers. 259.
 Adenopeltis, A. de J. 117.
 Adenorhopium, Pohl. 117.
 Adenosacme, Wall. 245.
 Adenosma, Br. 285.
 Adenostema, Forst. 255.
 Adenostegia, Benth. 292.
 Adenostemum, Pers. 202.
 Adenostyleae, Cass. 255.
 Adenostylis, Bl. 341.
 Adenostoma, H. et A. 145.
 Adenoatyles, Cass. 256.
 Adesmia, DC. 156.
 Adhatoda, N. ab E. 285.
 Adiantum, L. 401.
 Adina, Salisb. 245.
 Adinandra, Jack. 80.
Adleria, Neck. 157.
 Adisca, Bl. 116.
 Adlumia, Rafin. 10.
 Adolia, Lam. App.
 Adonis, L. 7.
***Adopogon*, Neck. 20.**
 Adorium, Raf. 24.
 Adoxa, L. 25.
 Adrastaea, DC. 21.
 Adriana, Gaudich. 116.
***Adyseton*, Scop. 60.**
 iEchma, R. P. 334.
 iEchmanthera, N. ab E. 285.
 iEcidium, Pers. 426.
Mdmannia, Thunb. 155.
 iEgialina, R. et Sch. 383.
 iEgerita, Pers. 425.
 iEgialitis, R. Br. 270.
 iEgialitis, Tr. 383.
 iEgicereae, DC. 225.
 iEgiceras, Gaertn. 225.
 iEgicereae, Bl. 224.
 iEgilops, L. 382.
 iEginetia, Roxb. 288.
***jEginetia*, Cav. 245.**
 iEgiphila, L. 278.
 iEgira, Fr. 437.
 iEgle, Corr. 106.
 iEgopodium, L. 23.
Mgochloa, Bentham, 233.
***jEgopricon*, L. 117.**
 iEgopogon, Willd. 380.
ASgopogon, P. de B. 381.
 iEluopus, Tr. 383.
 iEollanthus, Mart. 276.
 Aeranthus, Lindl. 340.
 Aerides, Lour. 340.
***Aerobium*, Spr. 340.**
 Aerophyton, Eschw. 425.
 Afirva, Forsk. 208.
 iEschynanthus, Jack, App.
 <feschynomene, L. 156.
 iEscuLACEiE, Lind. 84.
 iEsculus, L. 84.
 iEthalium, Lk. 425.
 iEtheilema, R. Br. 285.
***Mtheorhiza*, Cass. 263.**
***Mtheoltrna*, Cass. 261.**
***jEtheopappus*, Cass. 262.**
 iEthionema, R. Br. 60.
***Mthionia*, Don. 263.**
Mthiopsis, Tourn. 277.
 iEthusa, L. 24.
Mia, Adans. 39.
***Afzelia*, Gmel. 292.**
Afzelia, Ehrh. 411.
Afzelia, Sin. 157.
 Agalmyla, Bl. 283.
 Agamae, 395.
 Aganippea, Fl. Mex. 264.
 Agapanthus, L'Hei; 353.
***Agapetes*, Don, 222,**
 Agardhia, Spreng. 88.
***Agardhia*, Cabr. 436.**
***Agardtanelia*, Gaill. 436.**
 Agaricus, L. 424.
 Agarista, Don, 221.
 Agarista, DC. 258.
 Agarum, Bory, 436.
***Agassizia*, Chav. 292.**
***Agassizia*, Spr. App.**
 Agastachys, R.Br. 200.
 Agathcea, Cass. 256.
 Agasyllis, Hoffm. 24.
Agathis, Rchb. 316.
***Agathomeris*, Delaun. 260.**
 Agathelepis, Choisy, 279.
 Agathisanthus, Bl. 39.
 Agathophyllum, W. 201.
 Agathophytum, M. Tand. 209.
***Agathysrus*, Don, 264.**
 Agathosma, W. App.
 Agathotes, Don, 298.
 Agati, Rheede, 156.
 Agaves, Herb. 329.
 Agave, L. 329.
Agenora, Don, 263.
***Agenoria*, DC. App.**
 Agenium, N. ab E. 379.
 Agdestis, Moc. 216.
 Ageratum, L. 255.
Ageria, Adans. 229.
Aglcea, Pers. 333.
 Aglaia, Lour. 103.
 Aglaonema, Schtt. 364.
 Agoseris, Raf. 264.
 Agraulus, P. de B. 382.
Agricolcea, Schrank, 278.
 Agrimonia, L. 145.
***Agriphyllum*, Juss. 261.**
 Agropyrum, P. de B. 382.
 Agrostemma, Linn. 125.
 Agrostis, L. P. de B. 380.
 Agrostophyllum, Bl. 340.
***Agylophora*, Neck. 245.**
 Agyneja, L. 116.
 Agyrium, Fr. 424.
 Agyrats, Swz. 402.
Aidelus, Spr. 292.
 Aidia, Lour. 248.
Aikinia, R. Br. 283.
Aikinia, Wall. 379.
 Ailanthus, Desf. 136.
 Ainsliaea, DC. 262.
 Aiolothea, DC. 257.
 Aiphanes, Willd. 346.
 Aira, L. 382.
 Airochloa, Link, 383.
 Airopsis, Desv. 382.
 Aitonia, L. 103.
 Aizoon, L. 209.
Aizonia, Tausch. 163.
 Ajax, Salisb. 329.
 Ajouea, Aubl. 201.
 Ajuga, L. 277.
Akeesia, Tussac, 82.
 Alamania, La Llave, 340.
Alandina, Neck, 66.
ALANGIEiE, DC. 39.
 Alangium, Lam. 39.
 Alaria, Grev. 436.

- AlarQonia, DC. 258.
 Albertinia, Spr. 255.
 Allnikia, Presl. 385.
 Albuca, Linn. 353.
 Albrandia, G. 178.
 Alcea, L. 97.
 Alchemilla, Tourn. 148.
 Alchornea, Swz. 117.
 Alcina, Cav. 258.
 Alciope, DC. 256.
 Alcithoe, Don. 263.
 AUama, Lallav. 258.
 Aldea, R. et P. 272.
 Aldina, Adans, 157.
 Aldrovanda, Monti. 6G.
 Alectorina, Ach. 429.
 Alectorolophus, Stev. 292.
 Aletra, Thunb. 288.
 Alectryon, Gaertn. 83.
 Alegria, Moc. and Sesa. 100.
 Alepidea, Laroche. 23.
 Alepyrum, R. Br. 386.
 Aletris, Linn. 354.
 Aleurisma, Nees, 426.
 Aleurites, Forst. 117.
 Alfonsia, Humb. 346.
 Alfredia, Cass. 262.
 ALGM, L. 430.
 Alhagi, Tourn. 156.
 Alibertia, A. Rich. 246.
 Alicteres, Neck. 95.
 Alibum, Less. 255.
 Alicularia, Corda. 414.
 Alisma, Linn. 356.
 ALISMACEA, R. Br. 355.
 Allamanda, L. 301.
 Alagopappus, Cass. 257.
 Allantodia, R. Br. 401.
 Allasia, Lour. 52.
 Allendea, Lallav. 264.
 Alliaria, Adans. 60.
 Alliaceae, Link. 351.
 Alliaceae, Link. 353.
 Allionia, L. 214.
 Allium, Linn. 353.
 Allmannia, R. Br. 208.
 Allobrogia, Tratt. 354.
 Allocarpus, H. B. K. 259.
 Aloispermum, W. 259.
 Alloiatheros, Ell. 381.
 Allographa, Chev. 430.
 Allomorpha, Bl. 42.
 Allophyllus, Linn. 82.
 Alloplectus, Mart. 287.
 Allosorus, Bernh. 401.
 Alloteropsis, Presl. 379.
 Almeidea, S. Hil. 133.
 Alnus, W. 171.
 Alomia, H. B. K. 255.
 Aloineae, Link. 351, 354.
 Aloe, Linn. 354.
 Alomieae, Less. 255.
 Aloexylon, Lour. 157.
 Alonaoa, R. P. 292.
 Alopecurus, L. 380.
 Aloysia, Ort. 278.
 Alphonria, H. B. K. 346.
 Alpinia, Bl. 324.
 Alpiniaceae, Link. 322.
 Alphetomorpha, Wallr. 425.
 Alseodaphne, Nees, 201.
 Alseis, Schott, 246.
 Alsine, Wahl. 126.
 Alsidium, Ag. 436.
 ALSINEJE, DC. 125.
 Alsinella, Benth. 126.
 Alsodeia Pet. Th. 64.
 Alsodineae, DC. 64.
 Alsomitra, Bl. 52.
 Alsoiphila, R. Br. 401.
 Alstonia, R. Br. 301.
 Alstonia, Mut. 228.
 Alstrbmeria, L. 329.
 Alteinia, Petit, 367.
 Altensteinia, Kunth, 341.
 Alternanthera, Forsk. 208.
 Alternaria, Nees, 426.
 Althaea, Cav. 97.
 Altheria, Pet. Th. 95.
 Altingia, Nor. 188.
 Altora, Adans. 116.
 Alymnia, Neck. 258.
 Alypum, Tourn. 268.
 Alysicarpus, Neck. 156.
 Alysidium, Kze. 426.
 Alysium, Ag. 436.
 Alyssineae, DC. 60.
 Alysphaeria, Turp. 437.
 Alyssum, Linn. 60.
 Alytosporium, Link. 424.
 Alytosporia, Nees, 426.
 Alyxia, Banks, 302.
 Alzatea, R. P. 119.
 Amaioua, Aubl. 245.
 Amanita, Fr. 424.
 Amanoa, Aubl. 116.
 Amansia, Lamour. 436.
 Amaracarpus, Bl. 246.
 AMARANTACEJE, R. Br. 207.
 Amaracus, Mcench. 277.
 Amaranthus, L. 208.
 Amareneus, Presl. 156.
 Amaria, Mutis, 157.
 AMARYLLIDEJE, R. Br. 328.
 Amaryllis, Linn. 329.
 Amasonia, L. 278.
 Ambelania, Aub. 301.
 Amberboa, DC. 262.
 Amberboi, Isn. 262.
 Ambinux, Comm. 117.
 Amblirion, Raf. 353.
 Amblyglottis, Bl. 340.
 Amblyolepis, DC. 259.
 Amblyopogon, Fisch. et M.262,
 Ambora, Juss. 189.
 Ambraria, Cruse, 246.
 Ambrosia, L. 258.
 Ambrosiense, Cass. 258.
 Ambrosiniaceae, Schtt. 364.
 Ambrosinia, Mich. 364.
 Amelanchier, Medic. 146.
 Ameletia, DC. 101.
 Amellus, L. 256.
 Amellus, Adans. 256.
 Amellus, P. Br. 258.
 Amellese, DC. 256.
 Amelloidece, Less. 256.
 Amentaceat, Juss. 171, 186.
 Amerimnum, P. Br. 157.
 Amethystea, L. 277.
 Amicia, H.B.K. 156.
 Amherstia, Wall. 157.
 Amiova, Aubl. 245.
 Amirola, Pers. 83.
 Ammineae, DC. 23.
 Ammobium, Br. 260.
 Ammocharis, Herb. 329.
 Ammodendron, Fisch. 155.
 Ammogeton, Schrad. 264.
 Ammophila, Host. 380.
 Ammyrsine, Ph. 221.
 Amomes, Juss. 322.
 Amonia, Nestl. 145.
 Amoor, Roxb. 103.
 Amomum, L. 324.
 Amordica, Neck. 52.
 Amoria, Presl. 156.
 Amorphophallus, Bl. 364.
 Amorpha, Linn. 156.
 Amosa, Neck. 157.
 Ampelideae, Kunth, 30.
 Ampelodesmos, Link. 382.
 Ampelopsis, Mich. 31.
 Amperea, Ad. Juss. 117.
 Amphercphis, Kth. 255.
 Amphibolis, Ag.
 Amphicarpaea, DC. 156.
 Amphicarpum, Kunth, 378.
 Amphicome, Royle, 283.
 Amphidonax, N. ab £. 382.
 Amphiglossa, DC. 260.
 Amphicarpa, Ell. 156.
 Amphidoxa, DC. 260.
 Amphiglottis, Salisb. 340.
 Amphichorda, Fr. 425.
 Amphiconium, Nees, 437.
 Amphilocheia, Mart. 88.
 Amphiloma, 429.
 Amphilophium, H. B. K. 283.
 Amphiopogon, R. Br. 381.
 Amphinomia, DC. 157.
 Amphiscopopia, N. ab E. 285.
 Amphirhox, Spr. 64.
 Amphisorium, Lk. 425.
 Amphithalea, Eckl. App.
 Amphorchis, Thou. 341.
 Amphitrichum, Nees, 430;
 Amphradenium, Desv. 400.
 Amsonia, Walt. 301.
 Amphymenium, H.B.K. 157.
 Amphodus, Lindl. 156.
 AMYGDALAEJE, JUSS. 146.
 Amsinckia, Lehm. 274.
 Amygdalophora, Neck. 147.
 Amygdalus, L. 147.
 Amyris, L. 166.
 AMYRIDEJE, R. Br. 165.
 Anabsca, Ad. Juss. 117,
 Anabaina, Bory, 436.

- Anabainella*, Gaill. 436.
Anabasis, L. 209.
Anabata, Willd. 302.
Anacampteros, Sims. 124.
Anacampteros, Adans. 165.
Anacamptis, Rich. 340.
Anacamptodon, Brid. 411.
 ANACARDIÆE, Brown, 166.
 Anacardiaceae, DC. 168. -
Anacharis, Rich. 335.
Anacardium, Rottb. 168.
Anacardium, Lam. 168.
Anacyclus, Pers. 259.
Anactis, Cass. 261.
Anadenia, R. Br. 200.
Anadyomene, Ag. 436.
Anaectangium, Hedw. 411.
Anagallis, L. 224.
Anaglypha, DC. 256.
Anagyris, Lour. 155.
Anagyris, L. 155.
Anamenia, Vent. 7.
Anamirta, Colebr. 216.
Anandria, Sieg. 263.
Ananassa, Lindl. 334.
Ananthocyclus, Vaill. 260.
Ananthopus, Raf. 438.
Anaporeae, Schott. 364.
Anarrhinum, Desf. 292.
Anarthria, R. Br. 387.
Anasser, Juss. 306.
Anastatica, Gsertn. 60.
Anastrephia, Don, 262.
Anatherum, P. de B. 379.
Anatropa, Ehr. 134.
Anavinga, Lam. 46.
Anaxagorea, A. St. H. 19.
Anaxeton, Cass. 260.
Ancathia, DC. 262.
Anchietia, A. St. H. 64.
Anaxetum, Schott. 400.
Anchonium, DC. 60.
Anchusa, L. 275.
Ancistrocarpus, H.B. K. 208.
Ancistrocladus, Wall. 122.
Ancistrum, Forst. 148.
Ancylanthus, Desf. 246.
Ancylocladus, Roxb. 302.
Anda, Pis. 117.
Andersonia, W. 306.
Andersonia, Roxb. 39, 103.
Andersonia, R. Br. 223.
Andira, Lam. 157.
Andrachne, L. 116.
Andraea, Ehr. 411.
 ANPRJACEIÆ, Lind. 411.
Andraspis, Duby, 224.
Andreoskia, DC. 60.
Andreusra, Vent. 279.
Andrewsia, Spr. 298.
Andrieuxia, DC. 258.
Andriopetalum, Pohl. 200.
Androcera, Nutt. 295.
Androcymbium, W. 348.
Andrographis, Wall. 285.
Andromachia, H. et B. 255.
Andromeda, L. 221.
Androphylax, Wendl. 216.
Andropogon, L. 379.
Androscepiæ, Brong. 379.
Androsace, L. 224.
Androsæmum, All. 78.
Androtrichum, Brong. App.
Andryala, L. 264.
Anecio, Neck. 261.
Anecochilus, Bl. 341.
Aneilema, R. Br. 355.
Aneimia, Swz. 402.
Anemagrostis, Tr. 380.
Anemarrhena, Bge, 354.
Anemone, L. 6.
Anesorhiza, Cham. 24.
Anethum, To urn. 24.
Aneura, Dumort. 414.
Aneuriscus, Presl. 75.
Angelica, Hoffm. 24.
Angelonia, H. B. K. 292.
Angianthus, Wendl. 260.
Angidium, Lindl. 340.
Angiopteris, Hoffm. 402.
Angolam, Adans. 39.
Angophora, Cav. 45.
Angostura, RS. 133.
Angraecum, Pet. Th. 340.
Anguillaria, R. Br. 348.
Anguillaria, Gaertn. 225.
Anguloa, R. et P. 340.
Anguria, L. 52.
Anhaltia, Schw. 437.
Ania, Lindl. 340.
Aniba, Aubl. App.
Anidium, Neck. 24.
Anigozanthus, Labi II. 330.
Anisacantha, Br. 209.
Anisanthus, Willd. 248.
Anisadenia, Wall. 88.
Anisochilus, Wall. 276.
Anisodus, Link. 295.
Aniseia, Ch. 232.
Anisoderis, Cass. 264.
Anisomeles, R. Br. 277.
Anisomeria, Don. 210.
Anisonema, Ad. Juss. 116.
Anisopetalum, Hooker 340.
Anisophyllum, Haw. 117.
Anisopogon, R. Br. 382.
Anisostictæ, Bartl. 80.
Anisosciadium, DC*24.
Anixia, Fr. 425.
Anisotes, Lindl. 181.
Anneslea, Wall. App.
Anneslea, Andr. 13.
Anoda, Cav. 97.
Anogra, Spach. App.
Anomalopteris, G. Don, 122.
Anomatheca, Ker, 333.
Anoma, Lour. 157.
Anomostephium, DC. 258.
Anomodon, Hook. 411.
Anona, L. 13.
 ANONACEJÆ, Rich. 18.
Anonis, Tourn. 155.
Anopterus, Lab. 28.
Anosmia, Bernh. 24.
Anosporum, Nees, 385.
Anotis, DC. 246.
Anredera, J. 209.
Antacanthus, Rich. 246.
Antelsea, Gaertn.
Antennaria, R. Br. 260.
Antennaria, Lk. 425.
Anthactinia, Bory, 69.
Anthema, Medic. 97.
Anthemis, L. 259.
Anthennnthia, Beauv. 378.
Anthephora, Schreb. 379.
Anthricum, L. 354.
Anthericum, Lam. 354.
Antherula, Lour. 246.
Antherylium, Vhl. 101.
Anthina, Fr. 425
Anthistiria, L. 379.
Anthoboleae, Mart. 194.
Anthobolus, R. Br. 195.
Anthocercis, Lab. 292.
Anthocephalus, A. Rich. 246.
Anthoceros, L. 414.
Anthocleista, Afz. 307.
Anthodon, R. et P. 120.
Anthodendron, Rchb. 221.
Anthodus, Mart. 120.
Anthogonium, Wall. 341.
Antholoma, Lam. 77.
Antholyza, Linn. 333.
Anthonota, Beauv. 157.
Anthopogon, Nutt. 381.
Anthospermum, L. 246.
Anthospermese, C. et S. 246.
Anthostema, Ad. Juss. 117.
Anthotium, R. Br. 242.
Anthoxanthum, L. 378.
Anthriscus, Hoffm. 24.
Anthrocarpum, Mey. 430.
Anthurium, Schtt. 364.
Anthyllis, Lin. 155.
Antiaris, Lesch, 178.
Antichorus, Lin. 99.
Antidesma, L. 179.
Antinoron, Raf. 212.
Antiphyllum, Haw. 163.
Antirhæa, Comm. 246.
Antitrichia, Brid. 411.
Antirrhineae, Chav. 292.
Antirrhineæ, DC. 288.
Antirrhinum, L. 292.
Antithrixæ, DC. 260.
Antochloa, N. et Mey. 382.
Antodon, Neck. 263.
Antomarchia, Colla, 133.
Antochortus, N. ab E. 387.
Antvitragus, Gsertn. 380.
Antonia, Pohl. 246.
Antonia, R. Br. 283.
Antrophyum, Kaulf. 401.
Anvillea, DC. 257.
Anychia, Michx. 128.
Aopla, Lindl. 340.
Aotus, Sm. 155.
Apactis, Th. 438.
Apalatoa, Aubl. 157.
Apalochlamys, Caas. 260.

- Apalus, DC. 257.
 Apargia, Less. 263.
 Apargia, Willd. 263.
 Apanne, Tourn. 250.
 Apatanthus, Viv. 264.
 Apatelia, DC. 100.
 Apaturia, Lindl. 340.
 Apeiba, Aubl. 100.
 Apenula, Neck. 238.
 Apera, P. de B. 380.
 AphanamLds, Blume, 103.
 Aphanes, Linn. 148.
 Aphanostemma, A. S. H. 7.
 Aphanochilus, Benth. 277.
 Aphanostephus, DC. 25(3).
 Aphelia, R. Br. 387.
 Aphelexis, Bqj. 260.
 Aphelexis, Don, 260.
 Aphelandra, R. Br. 285.
 Aphora, Neck. 155.
 Aphragmus, Andr. 60.
 Aphragmia, N. ab E. 285.
 Aphyllanthes, L. 357.
 Aphyllocaulon, Lag. 262.
 Aphyllanthese, Bartl. 357.
 Aphyllorchis, Bl. 339.
 Aphyllocalpa, Cav. 402.
 Aphyteia, L. 393.
 APIACEJE, Lindl. 21.
 Apicra, W. 354.
 Apinella, Neck. 23.
 Apios, Moench. 156.
 Apiosporium, Kz. 425.
 Apista, Bl. 340.
 Apium, Hoffm. 23.
 Aplopappus, Cass. 257.
 Aplectrum, Nutt. 339.
 Aplectrum, Bl. 42.
 Aplodon, Br. 410.
 Aplophyllum, Ad. 133.
 Aplotaxis, DC. 261.
 Aplophyllum, Cass. 262.
 Aplophium, Cham. 263.
 Apluda, L. 379.
 APOCYNJEJE, JUSS. 299, 302.
 Apogon, Ell. 264.
 Apodanthes, Poit. 393.
 Apocynum, L. 301.
 Apollonias, N. ab E. 201.
 Aponogeton, Linn. 185.
 Apoplanesia, Presl. 157.
 Aporetica, Forst. 82.
 Aporosa, Blume, 178.
 Aporum, Bl. 340.
 Aposiris, Neck. 263.
 Apostasia, Bl. 342.
 APOSTASIACEJE, Lindl. 342.
 Apoterium, Blume, 75.
 Appendicula, Bl. 340.
 Apteranthes, Mik. 305.
 Apteris, Nutt. 331.
 Appendicularia, DC. 42.
 Apuleia, Gaertn. 261.
 Aptosimum, Burch. 292.
 Apradus, Adans. 24.
 Aquartia, Jacq. 295.
 AQUIFOLIACEAS, DC. 228.
 Aquifolium, Tourn. 229.
 Aquilaria, Lam. 197.
 AQUILARINE/E, R. Br. 196.
 Aquilegia, L. 7.
 Aquilicia, L. 31.
 Arabidia, Tausch. 163.
 Arabis, L. 68.
 ARACEA, Schott. 363.
 Arachis, Linn. 157.
 Arachne, Neck. 116.
 Arachnimorpha, Desv. 245.
 Arachnion, Schw. 425.
 Arachniodes, Bl. 401.
 Arachnis, Bl. 340.
 Aracium, Neck. 264.
 Aragoa, H.B.K. 292.
 Aragoaceae, Don, 288, 292.
 Aralia, L. 25.
 ARALIACEJE, JUSS. 25.
 Araucaria, Juss. 316.
 Arauja, Brot. 305.
 Arbutus, L. 221.
 Arceuthobium, M. B. 50.
 Archangelica, Koch. 24.
 Archemora, DC. 24.
 Archidium, Brid. 410.
 Architaea, Mart. 80.
 Arctio, Lam. 261.
 Arctium, Dalech. 261.
 Arctium, L. 262.
 Artogeron, DC. 256.
 Arctopus, L. 24.
 Arctotheca, Wendl. 261.
 Arctotis, L. 261.
 Arcyphyllum, Ell. 156.
 Arcyria, Pers. 425.
 Ardinghelia, Comm. App.
 Ardisia, Swz. 225.
 ARDISIACEJE, JUSS. 224.
 Arduina, L. 301.
 Areca, Linn. 346.
 Aregma, Fr. 426.
 Arelina, Neck. 261.
 Aremonia, Neck. 145.
 Arenaria, L. 126.
 Areng, Labill. 346.
 Arethusa, Swartz. 341.
 Aretia, L. 224.
 Arctostaphylos, Tourn. 221.
 Argania, Schccusb. 226.
 Argemonc, T. L. 9.
 Argolasia, Juss. 330.
 Argophyllum, Forst. 438.
 Argostemma, Wall. 245.
 Argylia, Don, 283.
 Argyranthus, Neck. 260.
 Argyreia, Lour. 231.
 Argyriolobium, Eckl. App.
 Argyrocome, Gaertn. 260.
 Argyrochatta, Cav. 258.
 Argyroxiphium, DC. 259.
 Argythamnia, P. Br. 116.
 Arhizae, Rich. 395.
 Arisaema, Mart. 364.
 Arisamm, Tourn. 364.
 Aristeia, Ait. 333.
 Aristella, Kutz. 437.
 Aristida, L. 381.
 ARISTOLOCHUE, R. Br. 205.
 Aristoiochia, Linn. 206.
 Aristotelia, L. 48.
 Aristotela, Adans. 261.
 „Aristotelia, Lour. 341.
 Arjonia, Cav. 193.
 Arjunoa, Lga. 193.
 Armania, Bert. 258.
 Armeniaca, Tourn. 147.
 Armeria, Willd. 270.
 Arnebia, Forsk. 274.
 Arnica, L. 261.
 Arnopogon, Willd. 263.
 Arnoldia, Bl. 162.
 Arnoldia, Cass. 260.
 Arnoseris, Gaertn. 263.
 Arnottia, A. Rich. 341.
 AROIDEJE, JUSS. 363.
 Aromadendron, Bl. 16.
 Arongana, Pers. 78.
 Aronia, Pers. 146.
 Aronicum, Neck. 261.
 Arospermum, Scop. 263.
 Aroton, Neck. 116.
 Arouna, Aubl. 157.
 Arpophyllum, La Lave. 340.
 Arpitium, Neck. 24.
 Arracacha, Bane. 24.
 Arrhenatherum, P. de B. 382.
 Arrhenachne, Cass. 257.
 Arrhenopterum, Hedw. 411.
 Arrowsmithia, DC. 262.
 Arrudea, Camb. 75.
 Arrozia, Schrad. 380.
 Arsis, Lour. App.
 Artabotrys, R. Br. 19.
 Artanema, Don. 292.
 Artedia, L. 24.
 Artema, DC. 24.
 Artemisia, L. 260.
 Arthonia, Ach. 430.
 Arthrathcrum, P. de B. 381.
 Arthraxon, P. de B. 379.
 Arthrinium, Kz. 426.
 Arthronaria, Fr. 430.
 Arthrochloa, Br.
 Arthrocladia, Dub. 436.
 Arthrodactylii, Forst. 362.
 Arthronia, Eschw. 430.
 Arthrodieae, Bory. 430.
 Arthrolobus, Stev. 60.
 Arthropogon, N. ab E. 379.
 Arthropodium, R. Br. 354.
 Arthrolobium, Desv. 156.
 Arthrophyllum, Bl. 25.
 Arthrostachya, Link. 383.
 Arthrostachya, Link. 382.
 Arthrostemma, Pav. 42.
 Arthrostylis, R. Br. 385.
 Arthrozamia, Rchb. 313.
 ArtocarpetB, R.Br. 175.
 Artocarpus, L. 178.
 Aruba, Aubl. 130.
 jiruba, Nees. 133.
 Arum, Linn. 364.

- Aruna*, Aubl. 157.
Arundarbor, Rumph. 383.
Arundina, Bl. 340.
Aiaadinaria, Mich. 383.
Arundinella, Raddi. 379.
Arundo, Beauv. 382.
Arversia, Camb. 128.
Asaphes, DC. 168.
Asaphes, Spreng. 278.
Asarca, Lindl. 341.
Asarinse, Link. 205.
Ascaridia, Cass. 255.
Asarum, Linn. 206.
Ascarina, Forst. 184.
Ascidium, Fé'e, 429.
Asdum, Vahl. 77.
AscLEPIADEiE, R. Br. 302.
Asclepias, L. 305.
Ascobolus, Pers. 424.
Ascophora, Tod. 425.
Ascophora, Schw. 430.
Ascospora, Fr. 424.
Ascra, Schott. 73.
Ascrøe, Lab. 425.
Ascyrum, Linn. 78.
Asimina, A dans. 19.
 ABPARAGEJE, 354.
Asparaginae, Link. 351.
Aspalathus, Linn. 155.
Aspasia, Lindl. 340.
Asparagus, L. 354.
Aspera, Mcench. 250.
Aspergillus, Mich. 425.
Asperifoliae, L. 274.
Asperocaulon, Grev. 436.
Asperococcus, Lamour. 436.
Asperugo, L. 275.
Asperula, L. 250.
Asphodelus, L. 354.
 ASPHODELEJE, R. Br. 351.
Asphodeline, Rchb. 354.
Aspicarpa, Rich. 122.
Aspidalis, Gaertn. 261.
Aspidistra, Ker. 365.
Aspidium, Swz. 401.
Aspidocarpus, Neck. 108.
Aspidosperma, Mart. 301.
Aspilia, Pet. Th. 258.
Asplenium, L. 401.
Asprella, Humb. 382.
Asprella, Lam. 381,
Assonia, Cav. 95.
Astartea, DC. 45.
Astelia, Banks, 357.
Astelma, R. Br. App.
Astemma, Less. 257.
Astereae, DC. 256.
Astephananthes, Bory. 69.
Astephanus, Br. 305.
Aster, L. 256.
 ASTERACEJE, 251.
Asterineae, Nees. 256.
Asteracantha, N. ab £. 285.
Asteranthus, Desf. 239.
Asteropsis, Less. 256.
Asterica, Mey. 430.
Atterias, Brkh. 298.
Asteriscus, Mcench. 257.
Asteriscium, Cham. 23.
Asterocarpus, Eckl. 119.
Asterocephalus, Vail. 265.
Asteroma, 426.
Asteromcea, Bl. 256.
Asterochaete, Nees. 385.
Asterolinum, Link. 224.
Asteropeia, Pet. Th. App.
Asterophora, Dittm. 425.
Asteropus, Spr. 136.
Asteropterus, Vaill. 260.
Asterothrix, Cass. 264.
Astilbe, Hamilt. 163.
Astianthus, Don, 283.
Astoma, DC. 24.
Astragalus, Linn. 156.
Astrantia, L. 23.
Astranthus, Lour. 55.
Astrephia, Dufur. 266.
Astrapaea, Lindl. 95.
Astrephia, Dufur. 266.
Astrocarpus, Neck. 62.
Astrocaryum, Meyr. 346.
Astrocoma, Neck. 28.
Astrodontium, Schw. 411.
Astrolobium, DC. 156.
Astroloma, R. Br. 223.
Astronia, Bl. 43.
Astronium, Jacq. 168.
Astrophea, DC. 69.
Astrosporium, Kz. 426.
Asystasia, N. ab. E. 285.
Astrothelium, Eschw. 433.
Astydamia, DC. 24.
Ataccia, Presl. 332.
Atalanthus, 263.
Atalantia, Corr. 106.
Atamisquea, Miers. 62.
Ataxia, Br. 378.
Ate, Lindl. 340.
Ateramnus, P. Br. 116.
Athamus, Neck. 261.
Athamanta, Koch. 24.
Athamum, Neck. 257.
Athanasia, Cass. 260.
Athanasia, L. 260.
Athanasia, Walt. 259.
Athelia, Pers. 424.
Athencpa, Adans. 255.
Athenea, Schreb. 65.
Atheropogon, W. 381.
Atherosperma, Lab. 189.
 ATHEROSPERMEJE, Brown, 189.
Athroisma, DC. 257.
Athronia, Neck. 258.
Athrixia, Ker, 260.
Athurophyllum, Lour. 225.
Athymalus, Necker. 117.
Athyrium, Roth. 401.
Atractobolus, Tode, 425.
Atractium, Lk. 425.
Atractylis, L. 261.
Atractylis, Vaill. 262.
Atragene, L. 6.
Atractylodes, Less. 264.
Atraphaxis, L. 212.
Atriplex, L. 209.
Atriplices, Juss. 208.
Atropa, L. 295.
Attalea, Humb. 346.
Atylosia, W. et A. 156.
Aubertia, Bory, 136.
Aubletia, Gaertn. 45.
Aubletia, Lour. 108.
Aubletia, Rich. 133.
Aubletia, Schreb. 100.
Aubrietia, Adans. 60.
Audibertia, Benth. 277.
Aucuba, Kaerapf. 49.
Audouinia, Brong. 28.
Audouinella, Bory. 36.
Augusta, Leand. 262.
Augusta, Pohl. 245.
Augustea, DC. 245.
Augea, Thunb. 168.
Aulacia, Lour. 106.
Aulacospermum, Led. 24.
Aulax, Berg. 200.
Aulacomnion/Schw. 411.
Aulaxis, Haw. 163.
 AuRANTIACEiE, CoiT. 105.
Auliza, Salisb. 340.
Aulacorhynchus, Nees, 385.
Aurelia, Cass. 256.
Auricularia, Bull. 424.
Avena, L. 382.
Australina, G. 177.
Averrhoa, L. 140.
Avicennia, L. 279.
Axanthes, Bl. 246.
Axinaea, R. et P. 42.
Axonopus, Beauv. 378.
Axyris, L. 209.
Aydcndron, N. ab E. 201.
Ayenia, Lin. 95.
Aylmeria, Mart. 128.
Azalea, L. 221.
Azadirachta, Ad. J. 103.
Azara, R. et P. 73.
Azima, Lam. App.
Azedarach, Tourn. 103.
Azolla, Lam. 406.
Azorella, Cav.
Azygites, Fr. 425.
Babiana, Ker. 333.
Bacazia, R. et P. App.
Baccaurea, Lour. App.
Baccharis, L. 257.
Baconia, DC. 246.
Bacopa, Aubl. 224.
Bacillaria, Nitsch. 437.
Bactridium, Kz. 425.
Bactris, Jacq. 346.
Bactrylobium, Wild. 157.
Badamia, Gaertn. 39.
Badiera, DC. 86.
Badula, Juss. 225.
Baa, Comm. 292.
Bseckea, L. 45.
Baeria, F. et M. App.
Bteobotrys, Forst. 225.
Bseometra, Salisb. 348.

- Baeomyces, Pers. 429.
 Bagalatta, Roxb. 216.
 Bag&sa, Aubl. 178.
 Bahara, Hamilt. 39.
 Bahia, Lag. 259.
 Baillieria, Aubl. 259.
 Baitaria, R. et P. 438.
 Balanites, Del. 33.
 Balanophora, Forst. 393.
 BALANOPHOREJK, Rich. 393.
 Bakmoptens, Gaertn. 95.
 Balantium, Kaulf. 401.
 Balbisia, DC. 261.
 Balbisia, W. 259.
 Balbisia, Cav. 140.
 Balardia, Camb. 128.
 Balduina, Nutt. 259.
 Baldingera, Diim. 378.
 Balfouria, Br. 301.
 Baliospermum, Bl. 116.
 Balmisa, Lag. 364.
 Ballota, L. 277.
 Baloghia, Endl. 117.
 Balsamea, Gleditch. 111.
 Balsamina, Riv. 139.
 BALSAMIFLU/B, Bl. 188.
 BALSAMINEA, Ach. Rich. 138.
 Balsamita, Desf. 260.
 Balsamona, Vand. 101.
 Balsamodendron, Kunth. 111.
 Balsamophora, Hook. 258.
 Baltimora, L. 257.
 Bambusa, L. 383.
 Bamia, R. Br. 97.
 Banara, Aub. 73.
 Banffyia, Baumg. 125.
 Bangia, Lyngb. 436.
 Bangiella, Gaill. 436.
 Banisteria, Linn. 122.
 Banksia, L. fil. 200.
 Baphia, Afz. 157.
 Baptisia, Vent. 155.
 Baraldeia, Pet. Th. 40.
 Baraultia, Steud. 40.
 Barbacenia, Vandelli, 334.
 Barbarea, R. Br. 60.
 Barbellina, Cass. 261.
 Barbiera, DC. 156.
 Barbula, Lour. 278.
 Barbula, Hedw. 410.
 Barbylus, P. Brown, 168.
 Barckhausia, MENCH. 263.
 Barkania, Ehrenb. 367.
 Barclaya, Wall. 13.
 Barleria, L. 285.
 Barlericaj, N. ab E. 285.
 Bamadesia, L. 262.
 Barnardia, Lindl. 353.
 Barola, Adans. 168.
 Barosma, W. 133.
 Barraldeia, Pet. Thou. 40.
 Barreria, Scop. 438.
 Barringtonia, Forst. 46.
 Barringtonieae, DC. 46.
 Barthesia, Co mm. 225.
 Bartholina, R. Br. 341.
 Bartlingia, Reich. 45.
 Bartlingia, Rchb. 246.
 Bartonina, Sims. 53.
 Bartnnia, Willd. 298.
 Bartolina, Adans. 259.
 Bartramia, Gaertn. 99.
 Bartramia, Hedw. 411.
 Bartsia, L. 292.
 Baryosma, R. et P. 133.
 Baryosma, Gaertn. 157.
 Baryxylum, Lour. 157.
 Basella, L. 209.
 Basilaa, Lam. 353.
 Bassia, L. 226.
 Bassia, All. 209.
 Bassovia, Aubl. 295.
 Bastardia, Kunth, 97.
 Basteria, Adans. 160.
 Basteria, Houtt. 261.
 Batatas, Ch. 231.
 Batemannia, Lindl. 340.
 Batideae, Mart. 175.
 Batis, L. 178.
 Bathelium, Afz. 430.
 Batrachium, Presl. 1.
 Batrathurum, N. ab E. 379.
 Batrachospennum, Roth. 437.
 Batschia, Vahl. 157.
 Batschia, Michx. 274.
 Batschia, Thunb. 216.
 Battarraea, Pers. 425.
 Baudinia, Lesch. 45.
 Bauera, Sm. 161.
 BAUERACEJS, Lindl. 161.
 Bauhinia, L. 157.
 Baumea, Gaudich. 385.
 Baumgartenia, Spr. 354.
 Baumannia, Spach. App.
 Baumannia, DC. 246.
 Baumgartia, Moench.
 Baxtera, Rchb. 305.
 Beatsonia, Roxb. 67.
 Beaufortia, R. Br. 45.
 Beauharnoisia, R. et P. 75.
 Beaumontia, Wall. 305.
 Bechium, DC. 255.
 Beckera, Bernh. 382.
 Beckmannia, Host. 380.
 Beclardia, A. Rich. 340.
 Becquerela, Brongn. 385.
 Bedfordia, DC. 261.
 Beesha, Rheed. 383.
 Begonia, L. 57.
 BEGONIAEJE, R. Br. 56.
 Beilschmiedia, N. ab E. 201.
 Behuria, Cham. 42.
 Bejaria, Mutis, 221.
 Belemcanda, Mnch. 333.
 Belangera, Camb. 162.
 Belis, Salisb. 316.
 Bellia, Rheed. 245.
 Bellardia, Schreb. 245.
 Bellevalia, Del. 367.
 Bellevalia, Lap. 353.
 Bellendena, R. Br. 200.
 Bellidiastrum, Mich. 256.
 Bellidiastrum, Vaill. 261.
 Bellinii, Rcem et Schult. 295.
 Bellis, L. 256.
 Bellium, L. 256.
 Bellonia, L. 295.
 Bellucia, Adans. 136.
 Belinda, Neck. 42.
 Belonia, Carm. 436.
 Beloperone, N. ab E. 285.
 Belostemma, Wall. 305.
 Belou, Adans. 106.
 Belvisia, Desv. 239.
 BELVISIEJE, R. Br. 239.
 Bembix, Lour. App.
 Benincasa, Savi. 52.
 Benthamia, Lindl. 49.
 Benthamia, A. Rich. 340.
 Bentinckia, Roxb. 346.
 Benzoin, N. ab E. 202.
 Benzonia, Schum. 246.
 Berardia, Brongn. 28.
 Berardia, Vill. 261.
 BERBERIDEJE, Vent. 29, 30.
 Berberis, L. 30.
 Berchemia, Neck. 108.
 Berckheya, Ehr. 261.
 Berchtoldia, Presl. 379.
 Bergenia, Mnch. 163.
 Bergentia, Desv. 60.
 Berkeleya, Grev. 437.
 Bergera, Kbnig. 106.
 Bergia, L. 88.
 Beringeria, Neck. 277.
 Berlandiera, DC. 258.
 Bermudiana, Gaertn. 333.
 Berinia, Brign. 263.
 Bernardia, Houst. 116.
 Bernhardia, W. 404.
 Berniera, DC. 262.
 Berrya, Roxb. 100.
 Berteroa, DC. 60.
 Berthelotia, DC. 257.
 Bertholletia, H. et B. 47.
 Bertiera, Aubl. 245.
 Bertolonia, Radd. 42.
 Bertolonia, Spr. 75.
 Berzelia, Mart. 208.
 Berzelia, Brong. 28.
 Besleria, Plum. 287.
 Bessera, Spr. 70.
 Bemra, Schultz. 274.
 Bessera, Schult. 353.
 Bessera, Spreng. 70.
 Beta, L. 209.
 Betckea, DC. 266.
 Betonica, L. 277.
 Betula, L. 171.
 BETULACE/E, Dumort. 171.
 Beurreria, Jacq. 273.
 Beurreria, Jacq. 160.
 Beyrichia, Cham. 292.
 Bheza, Hamilt. 119.
 Biarum, Schtt. 364.
 Biaslia, Vandell. 355.
 Biasolettia, Presl. 95.
 Biatora, Fr. 429.
 Bichenia, Don. 262.

- Bicornella, Lindl. 341.
 Bidens, L. 258.
 Biddulphia, Gray. 437.
 Ebersteinia, Steph. 134.
 Bifora, Hoffm. 24.
 ityorú, Spr. 24.
 Bifrenaria, Lindl. 340.
 Bigelovia, DC. 256.
 Bigelovia, Sm. 178.
 Bigelovia, Spr. 65.
 Bigelovia, Spreng. 246.
 Bignonia, L. 282.
 BIGNONIACEAE, R. Br. 282.
 Bikkia, Reinw. 245.
 Billardiera, Vhl. 246.
 Billardiera, Smith. 32.
 Billbergia, Thunb. 334.
 Billiottia, DC. 246.
 Billottia, Coll. 45.
 Binectaria, Forsk. 226.
 Biophytum, DC. 140.
 Biotia, DC. 256.
 Biotia, Cass. 259.
 Bipinnula, Juss. 341.
 Biporeia, Pet. Th. 130.
 Bischoffia, Bl. 438.
 Biscutella, L. 60.
 Biserrula, Linn. 156.
 Bistella, Caill. 163.
 Bivonsa, DC. CO.
 Bivonaa, Rafin. 117.
 Bixa, Linn. 73.
 BixiNEiE, Kunth. 72.
 Blackburnia, Forst. 136.
 Blackwellia, Comm. 55.
 Bladhia, Thunb. 225.
 Blaeria, L. 221.
 Blairia, Gaertn. 278.
 Blainvillea, Cass. 257.
 Blakea, L. 42.
 Blanchetia, DC. 255.
 Blandfordia, Sm. 353.
 Blandfordia, Andr. 219.
 Blandovia, W. App.
 Blasia, L. 414.
 Blaxium, Cass. 260.
 Blechnum, L. 401.
 Blechum, Juss. 285.
 Blennosperma, Less. 260.
 Blepharacanthus, N. ab E. 285.
 Blepharipappus, Hook. 259.
 Blepharispermum, Wight. 257.
 Blepharistemma, Benth. 438.
 Blepharis, Juss. 285.
 Blephilia, Rafin. 277.
 Blepharolepis, N. ab E. 208.
 Bletia, R. et P. 340.
 Blighia, Konig. 82.
 Blitanthus, Rchb. 209.
 Blinkworthia, Ch. 231.
 Blitum, L. 209.
 Blochmannia, Weig. 212.
 Bluffia, N. ab E. 378.
 Blumea, DC. 257.
 Blumenbachia, Schrad. 53.
 Blyxa, Pet. Th. 335.
 Blysmus, Panz. 385.
 Bobartia, Pet. 258.
 Blumia, Spr. 80.
 Bobua, DC. 39.
 Bobaa, A. Rich. 246.
 Bobea, Gaud. 246.
 Bocagea, A. St. H. 19.
 Bocconia, L. 9. -
 Bcebera, Less. 259.
 Boebera, Willd. 259.
 Boerhaavia, L. 214.
 Bohadshia, Presl. 66.
 Bohatschia, Crantz. 60.
 Bohmeria, L. 177.
 Boeninghausia, Rchb. 133.
 Boisduvalia, Spach. App.
 Bojeria, DC. 255.
 Bolbitis, Schott. 400.
 Bolax, Comm. 23.
 Bolda, Feuill. 201.
 Bolbophyllum, Thouars. 340.
 Bolbidium, Lindl. 340.
 Boldoa, Cav. 214.
 Boldea, Juss. 189.
 Bolduda, Neck. 157.
 Boletus, Dill. 424.
 Boleum, Desv. 60.
 Boltonia, L'Her. 256.
 Bolivaria, Schlecht. 309.
 Bombaceae, Kunth. 92.
 Bombaceae, Endl. 95.
 Bomarea, Mirb. 329.
 Bombax, Linn. 95.
 Bombycospermum, Presl. 95.
 Bonafidia, Neck. 156.
 Bonamia, Pet. Th. 232.
 Bonannia, Raf. 82.
 Bonannia, Presl. 60.
 Bonapartea, R. P. 334.
 Bonatea, W. 340.
 Bonaveria, Scop. 156.
 Bonellia, Bert. 225.
 Bongardia, Mey. 30.
 Bonnaya, Link. 292.
 Bonjeania, Rchb. 155.
 Bonnemaisionia, Ag. 436.
 Bonnetia, Schreb. 80.
 Bonnetia, Mart. 80.
 Bonplandia, Cav. 233.
 Bonplandia, W. 133.
 Bonninghausenia, Spr. 156.
 Bontia, L. 279.
 Boophane, Herb. 329.
 Boopis, Juss. 251.
 Boottia, Big. 145.
 Boottia, Wall. 335.
 BORAGINEAE, JUSS. 274.
 Borago, L. 275.
 Borassus, Linn. 346.
 Borbonia, Linn. 155.
 Boronia, Sm. 133.
 Borrera, Ach. 429.
 Borreria, Meyer. 246.
 Borrichia, Adans. 257.
 Borya, Labill. 354.
 Borya, W. 175.
 Boryna, Gratel. 436.
 Bosea, L. 210.
 Boschnickia, Bge. 288.
 Boscia, Lam. 62.
 Boscia, Thunb. 168.
 Bossiaea, Vent. 155.
 Bostrychia, Fr. App.
 Boswellia, Roxb. 111.
 Botor, Adans. 156.
 Bothryospermum, Bge. 275.
 Botrophis, Raf. 7.
 Botryadenia, F. et M. App.
 Botryceras, Willd. 220.
 Botrydium, Wallr. 436.
 Botrycarpum, Rich. 27.
 Botryosporium, Corda. 42f.
 Botryocarpa, Grev. 436.
 Botryopteris, Presl. 402.
 Botrypus, Mich. 402.
 Botrychium, Swz. 402.
 Bottionea, Colla. 353.
 Botryodendron, Endl. 25.
 Botrytella, Bory. 436.
 Boucerosia, W. et A. 305.
 Bouchea, Schlecht. 278.
 Botrytis, Mich. 425.
 Boussingaultia, H. B. K. 209.
 Bouteloua, Beauv. 381.
 Bouvardia, Salisb. 245.
 Bovista, Pers. 425.
 Bovea, Decaisne, 292.
 Bowdichia, Kunth. 157.
 Bowiea, Haw. 354.
 Bowiesia, Grev. 436.
 Bowlesia, R. P. 23.
 Boymia, Ad. J. 136.
 Boykinia, Nutt. 163.
 Brabejura, L. 200.
 Brabyla, P. Br.
 Brachanthemum, DC. 259.
 Brachycarpsea, DC. 60.
 Brachyachyris, Spreng. 256.
 Brachychiton, Endl. 95.
 Brachyelytrum, Beauv.
 Brachycoma, Gaud. 256.
 Brachycome, Cass. 256.
 Brachycoris, Schrad. 292.
 Brachyderea, Cass. 263.
 Brachyglottis, Forst. 256.
 Brachylepis, Mey. 209.
 Brachylobos, Desv. 60.
 Brachylaena, R. Br. 257.
 Brachylepis, W. et A. 305.
 Brachyris, Nutt. 256.
 Brachyrhynchos, Less. 261.
 Brachypetalum, Nutt. 354.
 Brachymenium, Hook. 411.
 Brachypodium, R. et S. 383.
 Brachypodium, Brid. 410.
 Brachysema, R. Br. 155.
 Brachystelma, Ker. 305.
 Brachystemma, Don, 12f.
 Brachystemum, Mich. 277.
 Brachystephium, Less. 261.
 Brachytropis, DC. 86.
 Bradleia, Adans. 156.
 Bradleia, Gaertn. 116.
 Bradleia, Neck. 24.
 Bragantia, Lour. 206.

- Bramict*, Lam. 292.
Brandesia, Mart. 208.
Bratidia, Kunth. 379.
Brunonia, Pursh. 13.
Brassavola, R. Br. 340.
Brassia, R. Br. 340.
Brassica, Linn. 30.
Brathys, Mut. 78.
Braunea, W. 216.
Brauneria, Neck. 258.
Bravoia, Lallave. 324.
Braya, Sternb. 60.
Brayera, Kunth. 145.
Brebissonia, Spach. App.
Bredemeyera, W. 86.
Breca, Less, 262.
Bremontiera, DC. 156.
Breonia, A. Rich. 246.
Breteuillia, Buchoz. 261.
Breweria, Br. 232.
Brexia, Pet. Th. 218.
 BREXIACEJS, 218.
Breynia, Forst. 116.
Briarea, Corda, 425.
Bridgesia, Hook. 146. 263.
Bridgesia, Camb. 82.
Briedelia, W. 116.
Brignolia, Bertol. 24.
Brignolia, DC. 246.
Brillantaisia, P. de Beauv. 285.
Brindonia, Pet. Th. 75.
Brissocarpus, Bisch. 414.
Brissonia, Neck. 156.
Brocchinia, Schult. 334.
Brodiaea, Sm. 353.
Briza, L. 382.
Bromelia, L. 334.
 BROMELIACEJE, JUSS. 334.
Bromfeldia, Neck. 117.
Bromus, L. 383.
Brongniartella, Bory, 436.
Brongniartia, Blume, 189.
Brongniartia, H. B. K. 157.
Bronnia, H. B. K. 127.
Brosimum, Swz. 178.
Brossaea, Plum. 438.
Brotera, W. 261.
Brotera, Spr. 258.
Brotera, Cav. 95.
Broteroa, DC. 258.
Broughtonia, R. Br. 340.
Broussaisia, Gaudich, 163.
Broussonetia, Vent. 178.
Browallia, L. 292.
Brownea, Jacq. 157.
Brownetera, Rich. 317.
Brownlowia, Roxb. 100.
Brucea, Nestl. 410.
Bruea, G. 178.
Bruchmannia, Host. 380.
Brucea, L'her. 136.
Bruckenthalia, Rchb. 221.
Brugmansia, Bl. 392.
Brugmansia, R. et P. 295.
Bruguiera, Lam. 40.
Brunellia, R. P. 136.
Brimella, Mcench. 277.
Brunia, Linn. 28.
 BRUNIACE/E, R. Brown, 28.
Brunnichia, Banks, 212.
Brunonia, R. Br. 267.
 BRUNONIACE^, 266.
Brunsfelsia, L. 292.
Bmnsvigia, Ker, 329.
Brunsvia, Neck. 116.
 BRYACEJE, 407.
Brya, P. Browne, 157.
Bryanthus, Gmel. 221.
Bryonia, L. 52.
Bryobium, 339.
Bryocles, Salisb. 353.
*Bryopogon** Nees, 429.
Bryopsis, Lamour. 436.
Bryophyllum, Salisb. 165.
Bryopyrum, Link. 382.
Bryum, L. 411.
Bubon, L. App.
Bubalina, Rafin. 245.
Bubroma, Schreb. 95.
Buceras, Mcench. 155.
Buceras, P. Browne, 39.
Buchanania, Roxb. 168.
Buchenroedera, Eckl.'App.
Buchia, Humb. 278.'
Buchnera, L. 292.
Bucholzia, Mart. 208.
Buchozia, L. Her. 246.
Bucida, L. 39.
Bucklandia, R. Br. 49.
Bucquetia, DC. 42.
Buddleia, L. 292.
Buena, Cav. 245.
Buekea, Nees. 385.
Buttneria, Loefl. 95.
Buffonia, L. 126.
Buglossum, All. 275.
Bugainvillaea, Comm. 214.
Bugula, Tourn. 277.
Bulbine, W; 354.
Bulbocapnos, Bernh. 10.
Bulbocastanum, Lag. 24.
Bulbocodium, Linn. 348.
Bulbospermum, Bl. 354.
Bulbochaete, Ag. 436.
Bulbochatella, Gaill. 436.
Bulbophyllum, Pet. Th. 340.
Bulbostylis, DC. 256.
Bulgaria, Fr. 424.
Bullaria, DC. 426.
Bulliarda, Neck. 19.
Bulliarda, DC. 164.
Bulowia, Thonn. 438.
Bumalda, Thunb. 121.
Bumeliae, Sw. 226.
Bunchosia, Juss. 122.
Bungea, C. A. Mey. 292.
Bunias, Linn. 60.
Bunium, Koch. 24.
Buphane, Herb. 329.
Buphthalmum, Beck. 257.
Bulphthalmum, L. 257.
Bupleurum, Tourn. 24.
Burasaia, Pet. Th. 216.
Bur car din, Schreb. 72.
Burchardia, R. Br. 348.
Burchardia, Neck. 48.
Burchellia, R. Br. 245.
Burghartia, Neck. 72.
Burgsdorffia, Moench, 277.
Burmanna, L. 331.
 BURMANNIJE, Spreng. 330.
 ^*Burneya*, Cham. 246. -
Burrielia, DC. 259.
Bursaria, Cav. 3*2.
Bursera, Jacq. HI.
 BURSERACEAS, Kunth, 110.
Burtonia, Salisb. 21.
Burtonia, R. Br. 155.
Busbeckea, Endl. 62.
Butea, Roxb. 156.
Buteraea, N. ab £. 285.
 BuTOMEj Rich. 355.
Butomus, Linn. 355.
Butonica, Lam. 46.
Buttneria, Duham. 160.
Buxbaumia, L. 411.
Buxea, Bartl. 116.
Byblis, Salisb. 66.
Byrsocarpus, Thonn. 438.
Byrsonima, Rich. 122.
Byssocaulon, Mont. 425.
Byssoclaiddiella, Gaill. 437.
Byssocladium, Nees, 426.
Byssocladium, Ag. 437.
Byssus, Linn. 430.
Bystropogon, L'Her. 277.
Byttneria, Linn. 95.
Byttneriaceffi, R. Brown, 92.
Caballeria, R. et P. 225.
Cabombeai, Rich. 13.
Cabomba, Aubl. 13.
Cabraea, Ad J. 103.
Cabrera, Lag. App.
Cacalia, L. 261.
Cacalia, Tourn. 256.
Cacalianthemuw, Dill. 261.
Cacao, Tourn. 95.
Cacara, Pet. Th. 156.
Cachrys, Tourn. 24.
Caconapea, Cham. 292.
Cacosmia, H. B. K. 255.
Cacoucia, Aubl. 39.
 CACTI, JUSS. 53.
Cactus, L. f3.
Cadaba, Forsk. 62.
Cadetia, Gaudich. 339.
Cadia, Forsk. 157.
Cadiscus, £. Mey. ? 263.
Cslanthus, Schlect. 329.
Cadmus, Bory. 436.
Csenosanthese, Blume, 175.
Ccetocapnia, Lk. 329.
Cssia, R. Br. 354.
Ccesarea, Camb. 125.
Caesulia, Roxb. 25.
Caesalpinia, L. 157.
Cscsalpinese, DC. 157.
Cajan, Adans, 156.
Cajanus, DC. 156.
Caillea, G. and P. 157.

- Caiophora*, Presl. 53.
Cajaputi, Adans. 45.
 Cakilę, Tourn. 60.
Caladenia, R. Br. 341.
[^]*Caladium*, Vent. 364.
CVjamagrostis, Adans. 380.
Calamina, P. de B. 379.
Calarnintha, Moench. 277.
Calampelis, Don. 283.
Calamus, Linn. 346.
Calanchoe, Pers. 165.
Calandrinia, H. B. K. 124.
Calanthe, R. Br. 340.
Calathea, Meyer. 326.
Calbtpa, Cav. 231.
Calcearia, Bl. 341.
Calea, Gaertn. 261.
CalceolarietE, Don. 292.
Calceolaria, L. 292.
Calcitrapa, Vaill. 262.
Calcitroaooides, Vaill. 262.
Caldasia, W. 233.
Caldasia, Lag. 24.
Caldasia, Mutis. 393.
Calea, L. 259.
Caleana, R. Br. 341.
Caldcluvia, Don. 162..
Caleacte, Br. 259.
Calectasia, R. Br. 357.
Calebrachys, Cass. 259.
Calendula, L. 261.
Calepina, Adans. 60.
Calicium, Pers. 430.
Calidictyon, Grev. 436.
Calinea, Aubl. 20.
Calinux, Rafin. 193.
Calispermum, Lour. 438.
Calliprora, Lindl. 353.
Calla, Linn. 364.
Calithamnion, Lyngb. 436.
Callianthemum, Mey. 7.
Callibrachoa, Lexarz. 438.
Callicarpa, L. 278.
Callicornia, Burm. 260.
Callicocca, Brot. 246.
Callichroa, F. et M. App.
Callicoma, R. Br. 162.
Calligonum, L. 212.
Callicysthus, Endl. 156.
Callilepis, DC. 259.
Calimeris, Cass. 256.
Calliopea, Don. 263.
Callipeltis, Stev. 250.
Callipeltis, Bge. 278.
Calliopsis, Reich. 258.
Calliopsis, Sweet. 138.
Callipteris, Berg. 401.
Calliphyllyum, Gaudich. 163.
Callirhoe, Nutt. 97.
Callisace, Fisch. App.
Calliphysa, F. et M. 212.
Callisia, Linn. 354.
Callista, Don. 221.
Callistachys, Vent. 155.
Callistachya, Sin. 155.
Callistemma, Don. 256.
Caillistemon, R. Br. 45.
Callistephus, Cass. 256.
Callisthene, Mart. 88.
Callithamnion, Lyngb. 436.
Callithauma, Herb. 329.
Callitriche, L. 192.
 CALLITRICHINEJE, Link. 191.
Callitris, Vent. 316.
Callixene, Comm. 354.
Callostylis, Bl. 340.
Callopisma, Mart. 298.
Calluna, Salisb. 222.
Calobota, Eckl. App.
Calobotrya, Spach. 27.
Calobryum, N. ab E. 414.
Calocera, Fr. 424.
Calocephalus, R. Br. 260.
Calochilus, R. B. 341.
Calochortus, Ph. 353.
Calocladia, Grev. 436.
Calodendron, Thunb. 133.
Calodryum, Desv. 93.
Calogyne, R. Br. 242.
Calonnea, Buchoz. 259.
Calomeria, Vent. 260.
Calonyction, Ch. 231.
Calophaca, Fisch. 156.
Calophanes, Don. 285.
Calophyllum, Linn. 75.
Calophysa, DC. 42.
Calopogon, R. Br. 341.
Calopogonium, Desv. 156.
Caloptilon, Lag. 263.
Calorhabdos, Benth. 292.
Calorophus, Lab. 387.
Calosacme, Wall. 283.
Calosanthus, Bl. 283.
Calostemma, R. Br. 329.
Calostoma, Desv. 425.
Calothamnus, Lab. 45.
Calotheca, P. de B. 382.
Calothrix, Ag. 436.
Calothyrsus, Spach. 84.
Calotis, R. fir. 256.
Calotropis, Br. 305.
Calpandria, Blume, 103.
Calpidia, Pet. Th. 214.
Caltha, L. 7.
Caltha, Vaill. 261.
Calycandra, Lepr. 157.
Cnlycanthece, Lindl. 159.
Calycanthesmae, Vent. 100.
Calycanthus, L. 160.
Calycera, Cav. 251.
 CALYCEREJE, Brown, 251.
Calycobolus, W. 232.
Calytium, Ell. 256.
Calycocorsus, Schmidt. 263.
Calycogonium, DC. 42.
Calycomis, R. Br. 162.
Calycomorphum, Presl. 156.
Calycophyllum, A. DC. 245.
Calycoptens, Lam. 39.
Calycotome, Link. 155.
Calydermos, Lag. 259.
Calydermos, R. P. 295.
Calylophis, Spach. App.
Calymenia, Xutt. 214.
Calymperes, Sw. 410.
Calyplectus, R. P. 101.
Calyptogia, N. ab E. 414.
Calyptogia, Dumort. 414.
Calypso, Salisb. 340.
Calypso, Pet. Th. 120.
Calyptocarpus, Less. 258.
Calyptranthes, Sw. 45.
Calyptrostylis, Nees, 385.
Calyptrocarya, Nees, 385.
Calypttrion, Gingins, 64.
Calysphyrum, Bge. 238.
Calystegia, Br. 232.
Calytriplex, R. et P. 292.
Calytrix, Lab. 45.
Calyxhymenia, R. P. 214.
Camarea, A. St. H. 122.
Camaridium, Lindl. 340.
Camarotis, Lindl. 340.
Camax, Schreb. 438.
Camassia, Lindl. 353.
Cambaria, Commers. 103.
Cambessedea, Kunth. 168.
Cambessedesia, DC. 42.
Cambogia, Linn. 75.
Camellia, L. 80.
Camellia?, DC. 79.
Camelina, Crantz. 60.
Cameraria, L. 301.
Camirium, Rumph. 117.
Camisonia, Lk. 36.
Cainpanomaea, Bl. 238.
Campanula, L. 238.
 CAMPANULACEAE, R. Br. 237.
Campderia, Kth. 334.
Campderia, Lag. 24.
Campecia, Adans. 157.
Campella, Link. 382.
Campelia, Rich. 354.
Camphora, N. ab E. 201.
Camphorosma, L. 209.
Camphoromaea, N. et M. 202.
Camphylanthera, Endl. 95.
Campomanesia, R. et P. 45.
Campsis, Lour. 283.
Campsotrichum, Ehrenb. 425.
Camptoum, Lk. 426.
Camptosema, H. et A. 156.
Campul&ia, Pet. Th. 292.
Campuloclinium, DC. 256.
Campuloo, Desv. 381.
Campulosus, P. de B. 381.
Campylodontium, Schw. 411.
Campylanthus, Roth. 292.
Campylopus, Brid. 410.
Campylia, Sweet. 138.
Campylospermae, DC. 24.
Campylostachys, Kth. 280.
 ? *Campynema*, Lab. 348.
Camunium, Rumph. 103.
Canala, Pohl. 275, 299.
Cantmga, Aubl. 19.
Canarina, L. 238.
Canarium, Linn. 111.
Cam trail, Adans. 156.
Canavalia, DC. 156.
Can da ram, Rchb. 364.

- Candollea*, Labill. 221.
Candollea, Baumg. 221.
Candollea, Labill. 241.
Candollea, Mirb. 400.
Candollea, Raddi. 414.
Candollella, Gaill. 437.
Canella, P. Br. 76.
Canelleae, Mart. 75.
Canephora, Juss. 246.
Cannabis, L. 177.
Canna, L. 326.
Canonanthus, Don. 236.
Canscora, Lam. 298.
Cansiera, Juss. 195.
Cantharellus, Fr. 424.
Cantharospermum, W. et A. 156.
Canthium, Juss. 246.
Cantua, Juss. 233.
Capellia, Bl. 21.
Caperonia, Aug. 116.
Capillaria, Lk. 426.
Capnophyllum, Gaertn. 24.
Capnorchis, Borkh. 10.
 CAPPARIDEJE, JUSS. 61.
Capparis, L. 62.
Capraria, L. 292.
 CAPRIFOLIACEJE, Rich. 247.
Caprifolium, Juss. 248.
Capsella, Vent. 60.
Capsicum, L. 295.
Capura, L. 195.
Carachera, Forsk. 278.
Caragana, Lam. 156.
Caraguata, Pi. 334.
Carallia, Roxb. 40.
Caralluma, R. Br. 305.
Carapa, Aubl. 103.
Carapichea, Aubl. 246.
Carbeni, Adans. 262.
Cardamine, DC. 60.
Carderina, Cass. 261.
Cardaria, DC. 60.
Cardiaca, Mcench. 277.
Cardiocrarpus, Reinwdt. 86.
Cardiolepis, Wall. 60.
Cardionema, DC. 128.
Cardiospermum, Traut. 260.
Cardiospermum, L. 82.
Cardiopteris, Wall. 82.
Cardopatium, Juss. 261.
Carduus, L. 2G2.
Carduncellus, Adans. 262.
Carelia, Less. 255.
Carelia, Adans. 255.
Carex, L. 385.
Careya, Roxb. 46.
Cargillia, R. Br. 227.
Cariceae, Nees. 385.
Carica, L. 70.
CaHonanthus, Schott. 265.
Carissa, L. 301.
Carlina, L. 261.
Carlowisia, Monch. 261.
Carludovica, R. et P. 362.
Carmichelia, Grev. 436.
Carmichaelia, R. Br. 156.
Curmona, Cav. ? 273.
Carolinea, Linn. 95.
Caroxylum, Thunb. 209.
Carpesium, L. 260.
Carpha, R. Br. 385.
Carphalea, Juss. 245.
Carphephorus, Cass. 255.
Carpholoma, Don. 260.
Carpinus, L. 171.
Carphostephium, Cass. 259.
Carpoceras, A. Rich. 281.
Carpodetus, Herb. 329.
Carpodesmia, Grev. 436.
Carpodetus, Forst. 108.
Carpodontos, Lab. 78.
Carpolyza, Salisb. 329.
Carponema, DC. 60.
Carpophyllum, Grev. 436.
Carpopodium, DC. 60.
Carpsicarpella, Bory, 436.
Carpopogon, Roxb. 156.
Carradoria, Mart. 436.
Carrichtera, DC. 60.
Carrichtera, Scop. 99.
Cartesia, Cass. 255.
Carthamus, Tourn. 262.
Carthamus, L. 262.
Carthamus, Berck. 262.
Cartodium, Sol. 260.
Cartonema, R. Br. 355.
Carum, Koch. 24.
Carumbium, Rnwdt. 117.
Caruncularia, Haw. 305.
Caryocar, L. 76.
Carya, Nutt. 180.
Caryochloa, Tr. 380.
Caryolobis, Gaertn. 98.
Caryophyllea, Juss. 124, 125.
Caryophyllus, L. 45.
Caryota, L. 346.
Casalea, A. St. H. 7.
Cascarilla, Adans. 116.
Casearia, Jacq. 65.
Casparia, Kunth. 157.
Casimiroa, Lex. 438.
Cassandra, Don. 221.
Cassebeera, Kaulf. 401.
Casselia, Nees. 278.
Casselia, Dumort. 274.
Cassia, L. 157.
Cassida, Tourn. 277.
Cassidocarpus, Presl. 23.
Cassine, Linn. 229.
Cassinia, Br. 260.
Cassiope, Don, 221.
Cassiopea, Don, 263.
Cassipourea, Aubl. 40.
Cassumunar, Colla, 324.
Cassupa, Hb. Bonpb. 245.
Cassuviecp, R. Br. 166.
Cassurium, Lam. 168.
Cassytha, L. 203.
 CASSYTHACE.C, Liidl. 202.
Castalia, Salisb. 13.
Castalis, Cass. 260.
Castanea, Gaertn. 171.
Castaneaceae, Link. 84.
Cabtanospermum, Hook. 157.
Castelea, Turp. 129.
Castelia, Cav. 278.
Castiglionia, R. P. 117.
Castilleia, Mut. 292.
Castilloa, Deppe. 178.
Casuarina, Linn, 182.
 CASUARINEIE, R. Br. 181.
Catabrosa, P. de B. 383.
Catagyna, P. de B. 385.
Catalpa, J. 282.
Catananche, L. 263.
Catapodium, Rehb. 383.
Cataterophora, Steud, 379.
Catappa, Gaertn. 39.
Cataria, Moench, 277.
Catasetum, Rich. 340,
Catenella, Grev. 436.
Catepha, Leschen, 23,
Catesbaea, L. 245,
Catha, Forsk, 119,
Catharinea, Ehrh. 411.
Cathartocarpus, Pers. 157.
Cathea, Salisb. 341.
Cathestecum, Presl. 381.
Catimbium, Juss. 324.
Catinga, Aub. 46.
Catonia, Moench. 264.
Catonia, P. Br. app.
Catopodium, Link. 383.
Catoscopium, Brid. 410.
Cattleya, Lindl. 340.
Caturus, L. 117.
Caucalis, Hoffm. 24.
Caucanthus, Forsk, 122.
Caulerpa, Lamour. 436.
Caulinia, W. 367.
Caulinia, Monch, 156.
Caulinia, DC. 367.
Cauloglossum, Grev. 425.
Caulophyllum, Mich. 30.
Caused, Scop. 159.
Caustis, A. Br. 385.
Cavallium, Endl. 95.
Cavanilla, Thunb. App.
Cavanilla, Lam. App.
Cavanillesia, Fl. Per. App.
Cavendishia, Lindl. 222.
Cavinium, Pet. Th. 222.
Ceanothus, Linn. 108.
Cebatha, Forsk. 216.
Cecidodaphnc, N. ab E. 201.
Cecropia, L. 177.
Cedrela, Linn. 104.
Cedrela, Lour. 28.
 CEDRELEJE, R. Brown, 103.
Cedronella, Mcench, 277.
Cedrota, Schreb. App.
Cedrus, Mill. 104.
Celanthera, Thouin. 402.
 CELASTRINE/E, R. Brown, 119
Cellulares, DC. 395.
Celastrus, Linn. 119.
Celmisia, Cass. 256.
Celosia, L. 208.
Celsia, L. 292.
Celtidece, Rich. 178.
Celtis, L. 179.

- Cenangium, Fr. 424.
 Cenarrhenes, Labill. 200.
 Cenchrus, L. 379.
 Cēria, Comm. 260.
¹ Cenococcum, Fr. App.
 Citholophium, Koch. 24.
 Ctfnolophon, Bl. 324.
 Cenomyce, Ach. 429.
 Cenopteris, Bernh. 401.
 Centaurea, L. 262.
 Centaur^{ella}, Mx. 294.
 Centaur^{turn}, Cass. 262.
 Centaurium, Hall. 262.
 Centaurium, Borkh. 298.
 Centauropsis, Boj. 255.
 Centlipeda, Lour. 257, 260.
 Centotheca, Desv. 383.
 Centracharna, Schott. 259.
 Centrathera, R. Br. 292.
 Centranthus, DC. 266.
 Centrapalus, Cass. 255.
 Centratherum, Cass. 255.
 Centroclinium, Don. 262.
 Centrolejridece, Desv. 386.
 Cmtrolepis, Lab. 386.
 Centrocarpha, Don. 258.
 Centronia, Bl. 283.
 Centronia, Don. 42.
 Centrophorum, Trin App.
 Centropodium, Burch. 212.
 Centrosia, Thouars. 340.
 Centrospermum, H. B. K. 258.
 Centrospermum, Spr. 259.
 Centrostachys, Wall. 208.
 Centunculus, L. 224.
 Cephalanthera, Rich. 341.
 Centunculus, L. 224.
 Cephaelis, Swz. 246.
 Cephalandra, Eckh. App.
 Cephalaria, Schrad. 265.
 Cephalais, Vahl. 24(i).
 Cephalanthus, L. 246.
 Cephalina, Thonn. 245.
 Cephaleuros, Kze. 425.
 Cephaloschenus, Nees, 385.
 Cephalopappus, Nees, 363.
 Cqthalonoplos, Neck. 262.
 Cephalophora, Cav. 259.
 Cephalostigma, A. DC. 238.
 Cephalotrichum, Lk. 425.
 CEPHALOTACEA:, Lindl. 14.
 Cephalotus, R. Br. 14.
 Cephaloxys, Desv. 357.
 Cerachis, Gaertn. 258.
 Ceraia, Lour. 340.
 Ceramia, Don. 221.
 Ceramiaricae, Bory. 430.
 Ceramium, Bl. 206.
 Ceramium, Bl. 36.
 Ceramium, Roth. 436.
 Cemnthera, Beauv. 64.
 Ceranthra, Elliott, 277.
 Cerasophora, Neck. 147.
 Cerastium, L. 126.
 Ccrasus, Juss. 147.
 Ceratanthfra, Horn. 324.
 Ccratidium, Lindl. 340.
 Ceratium, Alb. 425.
 Ceratiola, Mx. 117.
 Ceratium, Bl. 340.
 Ceratocaryum, N. ab E. 387.
 Ceratocarpus, L. 209.
 Ceratocaulis, Bernh. 295.
 Ceratocephalus, M. 37.
 Ceratocephalus, Vaill. 258.
 Ceratochilus, Lindl. 340.
 Ceratochilus, Bl. 340.
 Ceratodon, Brid. 410.
 Ceratochloa, DC. 383.
 Ceratogonum, Meisn. 212.
 Ceratonema, Rth. 425.
 Ceratonema, Pers. 424.
 Ceratolobus, Bl. 346.
 Ceratonia, Linn. 157.
 Ceratopetalum, Sm. 162.
 CERATOPHYLLEIE, DC. 178.
 Ceratophyllum, L. 178.
 Ceratoschoenus, Nees, 385.
 Ceratopteris, Brongn. 401.
 Cpratosanihes, Juss. 52.
 Ceratosicyos, N. ab E. 69.
 Ceratospermum, Pers. 209.
 Ceratostachys, Bl. 39.
 Ceratostema, Juss, 222.
 Ceratostigma, Bge. 270.
 Ceratostylis, Bl. 340.
 Ceratotheca, Endl. 281.
 Ceraunion, Theoph, 425.
 Cerbera, L. 301.
 Cercis, L. 157.
 Cerdana, R. et. P. 273.
 Cercocarpus, H. B. K. 148.
 Cercodiante, Juss. 37.
 Cercostylos, Less. 259.
 Cercodea, Murr. 37.
 Cerdia, fl. mex. 128.
 Cere-folium, Hall. 24.
 Cereocma, Wall. 302.
 Cereus, DC. 54.
 Ceresia, Pers. 379.
 Cerinthe, L. 274.
 Ceriomyces, Batt. 424.
 Ceriscus, Nees, 245.
 Cerium, Lour. 438.
 Ceruana, Forsk. 257.
 Cestrinus, Cass. 262.
 Ceropegia, L. 305.
 Ceroxylon, Humb. 346.
 Cervantesia, R. P. 193.
 Cervia, Rodr. 235.
 Cervicina, Del. 238.
 Cestichis, Thou. 339.
 Cervispina, Dill. 108.
 CESTRINJE, Mart. 296.
 Cestrum, L. 296.
 Ceterach, W. 401.
 Cetraria, Ach. 429.
 Cevallia, Lag. 193.
 Ceuthospora, Fr. 424.
 Chabnea, DC. 263.
 Chabnra, Adans. 101.
 Chadara, Forst. 99.
 Chamitis, Gaertn.
 Chaenocarpus, Neck.
 Chanomeles, Lindl. 146.
 Chaenopleura, Rich. 42.
 Chaerophyllum, Hoffm. 24.
 Chaetanthera, R. P. 262.
 Chactacanthus, N.ab E. 285.
 Chaetanthus, R. Br. 387.
 Chaetaria, P. de B. 381.
 Chaetium, N. ab E. 379.
 Chactobromus, N. ab E. 382.
 Chaetocalyx, DC. 156.
 Chcetochilus, Vahl. 224.
 Chaetocyperus, Nees. 385.
 Chaetachlaena, Don. 262.
 Chaetocrater, R. et P. 65,
 Chaetogastra, DC. 42.
 Chactomium, Kz. 425.
 Chatoq/phe, Corda. 424.
 Chaetophora, Ag. 437.
 Chaetopapa, DC. 256.
 Cheetophorella, Gaill. 437.
 Chatophora, Nutt. 256.
 Chcetophora, Brid. 411.
 Chaetophoroideae, Grev. 430.
 Chceiopsis, Grev. 426.
 Chactospora, R. Br. 385.
 Chsctospora, Ag. 436.
 Chcetostachys, Benth. 276.
 Chcetostroma, Cord. 425.
 Chaetostoma, DC. 42.
 Chstotropis, Kth. 380.
 Chaeturus, Link. 380.
 Chailletia, DC. 109.
 CHAILLETIACEA, DC. 108.
 Chaiturus, Moench. 277.
 Chaixia, Lap. 287.
 Chakietella, Cass. 258.
 Chalcas, Lour. 106.
 Chamcccalamus, N. ab E. 382.
 Chameranthemum, N.abE.285.
 ChamcpcerusuSt Tourn. 248.
 Chamcedaphne, Mitch. 246.
 Chamaedorea, Willd. 346..
 Chamcedrys, Tourn. 277.
 Chamcpeon, Cass. 261.
 Chamalea, Tourn. App.
 Chamselauciae, DC. 45.
 Chamaelaucium, Desf. 45.
 Chamaeledon, Lk. 221.
 Chamaemeles, Lindl. 146.
 Chamcemelum, Cass. 259.
 Chamapithys, Tourn. 277.
 Chamamema, Kutz. 437.
 Chamsenerion, Tourn. 36.
 Chamaepeuce, P. Alp. 262.
 Chamaeraphis, R. Br. 379.
 Chamaerops, Linn. 346.
 Chamacrhodos, Bge, 145.
 Chamaesciadium, Mey. 24.
 Cham&stephanum, W. 259.
 Chamagrostis, Borkh. 380.
 Chamira, Thunb. 60.
 Chamissoa, H. B. K. 208.
 Chamissonia, Link. 36.
 Chamorchis, Rich. 340.
 Champia, Lamour. 436.
 Chantransia, DC. 436.
 Chaodineae, Bory, 430.

- Chapelieria, A. Rich. 245.
 Chapeliera, Nees. 385.
 JChaptalia, Vent. 263.
 Chara, L. 418.
 CHARACEA, Rich. 415.
Charospermum, Lk. 437.
 Chardinia, Desf. 261.
 Chariantheae, Ser. 4?.
 Charieis, Cass. 256.
Charlwoodia, Sweet. 354.
 Charianthcs, Don. 43.
 Chasallia, Comm. 246.
 Charpentiera, Gaudich. 208.
Chartolepis, Cass. 262.
Chauvinia, Bory, 436.
Chasme, Salisb. 200.
Chasmonia, Presl. 277.
Chascolytrum, Desv. 382.
Chatelania, Neck. 263.
 Chastenea, DC. 42.
 Cheilantes, Swz. 401.
 Chaulmoogra, Roxb. 70.
 Chasmanthium, Link. 383.
Cheilococca, Salisb. 155.
 Cheiranthera, A. C. 32.
 Cheiranthus, L. 60.
 Cheilosa, Bl. 116.
Ckeilyctis, Rafin. 277.
Cheirinia, Lk. 60.
 Cheirostemon, H. et B. 95.
 Cheirostylus, Bl. 341.
 Chelidonium, L. 9.
 Chelonanthera, Bl. 340.
Chenocarpus, Neck. 246.
 Chelones, Don. 288.
 Chelone, L. 292.
Chenolea, L. 209.
 Chenopodium, L. 209.
 CHENOPODEJE, Vent. 208.
Cheramela, Rumph. 116.
Cherina, Cass. 262.
 Cherleria, Hall. 126.
 Chevreulia, Cass. 263.
 Chiazospermum, Bernh. 10.
 Chichaea, Presl. 95.
Chicoincea, Comm. 246.
Chiliadenus, Cass. 257.
 Chilianthus, Burch. 278.
Chilmoria, Ham. 70.
 Chikrassia, Ad. J. 104.
 Chilotrychium, Cass. 256.
 Chiliophyllum, DC. 258.
 Chilochloa, P. de B. 380.
 Chilocarpus, Bl. 302.
 Chiloschista, Lindl. 340.
 Chilodia, R. Br. 277.
 Chiloglottis, R. Br. 341.
 Chilopsis, Don. 283.
 Chiloscyphus, Corda, 414.
 Chimaphila, Ph. 219.
 Chimarrhis, Jac. 245.
Chimaza, R. Br. 219.
 Chimonanthus, Lindl. 160.
 Chiocoea, P. Br. 246.
 Chiodecton, Ach. 430.
 Chionolaena, DC. 257.
 Chionanthus, L. 308.
 Chione, DC. 246.
 Chionotria, Jack. 106.
 Chirita, Hamilt. 283.
 Chironia, L. 298.
 Chiropetalum, Ad. J. 116.
 Chisocheton, Blume, 103.
 Chistimia, Rafin. 245.
 Chlamidium, Corda. 414.
Chlamydia, Bks. 354.
Chitonia, Don. 42.
 Chlamysperma, Ehr. 260.
 Chlamysperma, Less. 260.
Chlamysporum, Salisb. 354.
Chlanobolus, Cass. 257.
 CHLENACEJE, Pet. Th. 90.
 Chlidanthus, Herb. 329.
 Chloopsis, Bl. 354.
 Chloanthes, Br. 278.
 Chlora, L. 298.
 Chloraea, Lindl. 341.
 CHLORANTHEJE, Brown. 183.
 Chloranthus, Sw. 184.
Chloraster, Haw. 329.
Chloridium, Lk. 426.
 Chloris, Swz. 381.
 Chlorophora, G. 177.
 Chlorococcum, Gr. App.
 Chlorophoreae, G. 177.
Chloromyron, Pers. 75.
Chlorophytum, Pohl. 246.
 Chlorosa, Bl. 341.
 Chlorophytum, Ker. 354.
 Chloroxylon, DC. 104.
 Chnosphora, Kaulf. 401.
Ch&nantophorce, Lag. 262.
 Choenactis, DC. 259.
 Choisia, Kunth. 133.
Chomiocarpus, Corda, 414.
 Chomelia, Jacq. 246.
Chomelia, L. 245.
Chondodendron, R. et P. 216.
 Chona, Don. 221.
 Chondrachyrum, N. ab E. 382.
Chondria, Ag. 436.
 Chondrilla, L. 263.
 Chondrachne, R. Br. 385.
Chondrocarpus, Nutt. 23.
 Chondrus, Stackh. 436.
 Chondrosium, Desv. 381.
Chondrosea, Haw. 163.
 Chondrospermum, Wall. 308.
 Chorda, Stack. 436.
 Chordaria, Lk. 436.
 Chordostylum, Tode, 425.
 Chorethrogynae, DC. 256.
 Choretrum, R.Br. 194.
 Choripetalum, A. DC. 225.
 Chorisia, Kunth. 95.
Chorisma, Lindl. 138.
 Chorisporea, DC. 60.
ChoHstea, Thunb. 261.
 Chorizantha, R.Br. 212.
 Chorizandra, R. Br. 385.
 Chorozemia, La Bill. 155.
Choteka, Opiz. 277.
 Chorizema, Lab. 155.
 Christunnia, Presl. 73.
Christia, Monch. 156.
 Christiania, DC. 100.
 Chresta, Arrab. 255.
Chrorftochiton, Cass. 260.
 Chromolaena, DC. 255.
 Chronopappus, DC. 255.
 Chroolepus, Ag. 437.
¹ *Chrysa*, Raf. 7.
Chrysactinium, H. B. K. 255.
 Chrysanthellum, Rich. 258.
Chrysanthellina, Cass. 258.
 Chrysanthemum, L. 259.
Chrysanthemoides, Tourn. 261.
Chrysiphiala, Ker. 329.
Chryseis, Cass. 262.
 Chrysithrix, V. 385.
 CHRYSOBALANKJE, R. Br. 158.
 Chrysobalanus, Linn. 159.
Chn/sobaphus, Wall. 341.
 Chrysobotrya, Spach. 27.
 Chrysocoma, L. 257.
Chrysocalyx, G. et P. 155.
 Chrysocoma, DC. 256.
 Chrysocoptis, Nutt. 7.
 Chrysoglossum, Bl. 339.
 Chrysogonum, L. 257.
Chrysomelea, Tausch. 258.
 Chrysophania, Kunth. 258.
 Chrysophyllum, L. 226.
 Chrysopia, Pet.Th. 75.
 Chrysopogon, Tr. 379.
 Chrysopsis, Nutt. 256.
 Chrysosplenium, L. 163.
Chthonia, Cass. 25£.
 Chrysostemma, Less. 258.
 Chrysostachys, Pohl. 39.
Chrysurus, Pers. 383.
 Chylocladia, Grev. 436.
 Chuncoa, Pav. 39.
 Chusquca, Kunth. 383.
Chylodia, Rich. 258.
 Chuquiraga, Juss. 262.
ChytraUa, Adans. 45.
Chytraculia, P. Br. 45.
 Chymocarpus, Don. 140.
 Cianitis, Reinw. 163.
 Cibotium, Kaulf. 401.
 Cicca, L. 116.
Cicca, Med. 69.
 Cicer, Tourn. 156.
 Cicendia, Adans. 298.
Cicerella, Monch. 156.
 CICHORACEJE, 251.
 Cichorium, L. 263.
Ciconium, Sweet. 136.
 Cicuta, L. 23.
Cieutaria, Tourn. 23.
Cienfuegia, W. 97.
 Cienfuegosia, Cav. 97.
 Cilicia, Fr. 430.
 Cimicifuga, L. 7.
Cinnulus, Dumort. 414.
Ciminalis, Brkh. 298.
 Cinclidotus, Beauv. 410.
 Cinchona, L. 245.
 CINCiiONACE/t;, 243.
 Cinclidium, Sw. 411.

- Cincinalis*, Desv. App.
Cineraria, Cass. 261.
Cineraria, L. 261.
Cinri, L. 380.
[^]*Cinnamomum*, R.Br. 201.
Vi^ogasum, Neck. 116.
Qionium, Lk. 425.
Cipadessa, Blume, 103.
Ciponima, Aubl. 228.
Cipura, Aubl. 333.
Circaea, L. 36.
Circeacete, Lindl. 36.
rcinaria, Fée, 429.
Circinotrichum, Nees. 425.
Cirrhaea, Lindl. 340.
Cirrhohus, Mart. 425.
Cirrhopetalum, Lindl. 340.
Cirsellium, Cass. 261.
Cirsium, Tourn. 262.
Cissabryon, Pöpp. App.
Cissampelos, L. 216.
Cissus, L. 31.
Cistella, Bl. 340.
 CISTINE*: DC. 91.
Cistopteris, Bern. 401.
Cistus, Tourn. 91.
Citta, Lour. 156.
Citharexylum, L. 278.
Citronella, Don, App.
Citrosma, R. et P. 189.
Citrus, L. 106.
Citrullus, Eckl. App.
Citrullus, Neck. 52.
Cladanthus, Cass. 259.
Cladium, P. Browne, 385.
Cladobium, 340.
Cladobotryon, Nees. 425.
Cladochaeta, DC. 260.
Cladodes, Lour. 117.
Cladolum, Brid. 411.
Cladonia, Hoffm. 429.
Cladosporium, Lk. 426.
Cladostachys, Don, 208.
Cladostyles, Humb. B. App.
Cladostephus, Ag. 436.
Cladothamnus, Bong. 219.
Cladrastis, Raf. App.
Clairvillea, DC. 259.
Claoxylum, Ad. Juss. 117.
Clarkia, Pursh. 36.
Clarionea, DC. 263.
Clarisia, R. P. 180.
Clathrus, Mich. 425.
Claudea, Lamour. 436.
Clausena, Burm. 106.
Clavaria, Vaill. 424.
Clavena, DC. 262.
Clavija, R. et P. 225.
Clavulium, Desv. 155.
Cleanthes, Don, 263.
Claytonia, L. 124.
Cleidion, Bl. 117.
Cleisostoma, Bl. 340.
Cleistis, Rich. 341.
Cleistostoma, Brid. 411.
Clematis, L. 6.
Clement ett, Cav. 402.
Cleomella, DC. 62.
Cleome, L. 62.
Cleomena, R. et Sch. 380.
Cleonia, L. 277.
Cleophora, Gaertn.
Clermontia, Gaud. 236.
Clerodendrum, L. 278.
Ciethra, L. 221.
Clethria, P. Br. 425.
Cleyera, Thunb. 80.
Cleyria, Neck. 157.
Clibadium, AUem. 177.
CHbadium, L. 257.
Clianthus, Sol. 156.
Clidemia, Don, 42.
Cliffortia, Linn. 148.
Cliftonia, Bks. 119.
Climacium, Web. 411.
Clinopodium, L. 277.
Clinanthus, Herb. 329.
Clintonia, Dougl. 236.
Cliostomum, Fr. 424.
Clisosporium, Fr. 425.
Clistax, Mart. 285.
Clithris, Fr. 424.
Clitophilus, Fr. 424.
Clitoria, Linn. 156.
Clivia, Lindl. 329.
Clomenocoma, Cass. 259.
Clomena, P. de B. 380.
Closterium, Nitzsch. 437.
Clorn turn, Adans. 262.
Clusia, L. 75.
Closiospermum, Neck. 264.
Cluzella, Bory, 437.
Clutia, Boerh. 116.
Clypeola, Gaertn. 60.
Clypea, W. et A. 216.
Clypea, Bl. 216.
Cluytia, Ait. 116.
Clytocybe, Fr. 424.
Cnemipterides, Willd. 401.
Cnemidostachys, Mart. 117.
Cnemidia, Lindl. 341.
Cneorum, Linn. 142.
Cnicus, Vaill. 262.
Cnicus, Schreb. 262.
Cnestis, Juss. 158.
Cnesmosa, Bl. 117.
Cnidium, Cusson, 24.
Cnidoscopus, Pohl. 117.
Cobaeaceae, D.Don. 233.
Cobsea, Cav. 233.
Cobaa, Neck. 248.
Coburgia, Herb. 329.
Coccinia, W. et A. 52.
Coccochloris, Spr. 437.
Coccocypselum, Swtz. 245.
Coccoloba, L. 212.
Coccophora, Grev. 436.
Coccotrichum, Lk. 426.
Cocculus, DC. 216.
Coccopleum, Ehrenb. 425.
Cochlearia, Tourn. 60.
Cochlia, Bl. 340.
Cochlidiospermum, Rchb. 292.
Cochhdium, Kaulf. 401.
Cochlospermum, Kunth. 80.
Cochllospermum, Lag. 209.
Cocos, Linn. 346.
Codarium, Sol. 157.
Codia, Forst. 40.
Codia, Forst. 162.
Codiaeum, Rumph. 116.
Codium, Stackh. 436.
Codonia, Dumort. 414.
Codon, L. 235.
Codonoblepharum, Schw. 410.
Codonium, Vahl. 50.
Codonophora, Lindl. 287.
Codonoprasum, Rchb. 353.
Codonopsis, Wall. 238.
Coelia, Lindl. 340.
Ccelachne, R. Br. 382.
Coelestina, Cass. 255.
Cceloglossum, Lindl. 340.
Coelopyrum, Jack. 438.
Coelccline, A. DC. 19.
Ccelogyne, Lindl. 340.
Ccelorachis, Brongn. 379.
Caelosperma, DC. 24.
Ccelospermum, Bl. 246.
Coelosporium, Lk. 426.
Coenocarpus, Rebenb. 430.
Coenogonium, Ehrenb. 430.
Ccenopteris, Berg. 401.
Coenosantheae, Blume. 175.
Cceoma, Lk. 426.
Coffea, L. 246.
Coffeae, DC. 246.
Coilantha, Brkh. 298.
Coix, L. 380.
Coinogyne, Less. 259.
Cola, Endl. 95.
Colax, Lindl. 340.
Colbertia, Salisb. 21.
Colchicaceae, DC. 348.
Colchicum, Linn. 348.
Coldenia, L. 274.
Coleanthus, Seidel. 380.
Colebrookia, Don, 324.
Colebrookia, Sm. 277.
Coleosanthus, Cass. 256.
Coleonema, Bartl. 133.
Colladoa, Pers. 379.
Coleus, Lour. 276.
Collabium, Bl. 340.
Colladoa, Cav. 379.
Colladonia, Spreng. 246.
Colladonia, DC. 24.
Collaa, Spr. 258.
Collaea, DC. 156.
Collania, Herb. 329.
Collarium, Nees. 426.
Collema, Hoffm. 429.
Colletia, Comm. 108.
Colletosporium, Lk. 430.
Colliguaya, Molin. 117.
Collinsia, Nutt. 292.
Collmsonia, L. 277.
Collybia, Fr. 424.
Collomia, Nutt. 233.
Colobachne, P. de B. 380.
Colobachnc, Beauv. 380,

- Colobium*, Roth. 263:
Colobanthus, Bartl. 126.
Colocasia, Ray, 364.
Cologania, H.B.K. 156.
Colocynthis, Schrad. 52.
Colona, Cav. 100.
Colophonia, Comm. 111.
Colpodium, Tr. 380.
Colpoon, Berg. 193.
Colquhounia, Wall. 277.
Colsmannia, Lehm. 275.
Columbia, Pers. 100.
Columnea, Plum. 287.
Colubrina, Rich. 108.
Columellea, Jacq. 260.
Columellia, L. 240.
 COLUMELLIACE/E, 239.
Coluria, Br. App.
Colus, Cav. 425.
Colutea, Linn. 156.
Colutia, Moench. 156.
Colvillea, Bojer, 157.
Colymbea, Salisb. 316.
Colythruin, Schott. 133.
Comandra, Nutt. 194.
Comaropsis, Rich. 145.
Comarum, L. 145.
 COMBRETACE/E, Brown, 38, 39.
Ccmbretum, Lceffl. 39.
Comesperma, Lab. 86.
Cometes, Burm. 128.
Commidendron, DC. 256.
Commiphora, Jacq. App.
Commelina, Linn. 354.
 COMMELINEJE, R. Br. 354.
Commersona, Lour. 46.
Commersona, Forst. 95.
Commia, Lour. 117.
Comocladia, P. Br. 168.
Comostemum, Nees. 385.
Comolia, DC. 42.
 COMPOSITE, 251.
Compsanthus, Spr. 348.
Compsoa, D. Don, 348.
Comptonia, Banks. 180.
Conami, Aubl. 116.
Conantherece, Don, 353.
Conanthera, R.P. 353.
Concilium, Sm. 200.
Conchocarpus, Mikan. 133.
Conchophyllum, Bl. 305.
Conceveibum, Rich. 117.
Condalia, Cav. 108.
Condalia, R. P. 245.
Condaminea, DC. 245.
Condylocarpus, Hoffm. 24.
Conferva, L. 436.
Confervas, Bory, 430.
Congea, Roxb. 278.
Coniangium, Fr. 430.
Coniandra, Schrad. App.
 CONFERS, JUSS. 313.
Coniocarpon, DC. 430.
Coniocybe, Ach. 430.
Conioderma, Fr. 425.
Coniogeton, Bl. 168.
Conioloma, Florke, 430.
Coniophora, DC. 424.
Conioselinum, Fisch. 24.
Coniosporum, Lk. 425.
Coniothele, DC. 258.
Conium, L. 24.
Conjugata, Vauch. 436.
 CONNARACEJE, R. Br. 157.
Connarus, L. 158.
Conobea, Aubl. 292.
Conocarpus, L. 39.
Conocarpos, Adans. 200.
Conocephalus, Blume. 178.
Conocephalus, Dumort. 414.
Conohoria, DC. 64.
Conoclinium, DC. 255.
Coriomorpha, A. DC. 225.
Conoplea, Pers. 426.
Conopodium, Koch. App.
Conoria, H.B.K. 64.
Conospermum, Sw. 200.
Conostegia, Don, 42.
Conostomum, Sw. 411.
Conostylis, R. Br. 330.
Conradia, Mart. 287.
Conradia, Nutt. 292.
Contarena, Adans. 255.
Contortae, L. 299.
Conuleum, Rich. 194.
Convallaria, Linn. 354.
Convallariaceae, Link. 351.
 CON voi.vu LACE.*, R. Br. 231.
Convolvulus, L. 232.
Conyza, L. 257.
Cookia, Sonn. 106.
Conyzoides, Tourn. 260.
Copaifera, Linn. 166.
Cooperia, Herb. 329.
Copaira, Jacq. 166.
Coprinus, Pers. 424.
Coprosma, Forst. 246.
Coptis, Salisb. 7.
Coquebertia, Brongn. App.
Cora, Fr. J30.
Corisanthera, Wall. 287.
Corallopsis, Grev. 436.
Corallorhiza, Sw. 332.
Corbularia, Haw. 329.
Corchorus, L. 99.
Cordaea, N. ab E. 414.
 CORDIACEJE, Br. 272.
Cordia, L. 273.
Cordia, A. Rich. 246.
Cordiopsis, Hamilt. 273.
Cordyceps, Fr. 424.
Cordyla, Bl. 341.
Cordyla, Lour. 157.
Cordyla, Pers. 157.
Cordylocarpus, Desf. 60.
Cordyline, Comm. 354.
Corema, Don, 117.
Coremium, Nees. 425.
Coreopsis, L. 258.
Coreopsoides, Mcench. 258.
Corcocma, Spach. 27.
Coriandrum, Hoffm. 24.
Coriaria, L. 141.
 CORIARIEA, DC. 141.
Coridochloa, N. ab E. 378.
Coringia, Houst. 60.
Corion, Hoffm. 24.
Corispermum, L. 209.
Coris, L. 224.
Cormigonus, Raf. 245.
 CORNETS, DC. 49.
Cornelia, Ard. 101.
Cornicularia, Ach. 429.
Cornidia, R. et P. 163.
Cornucopias, L. 380.
Cornulaca, DC. 209.
Cornus, Tourn. 49.
Cornutia, L. 278.
Coronariae, Ag. 351.
Corona-solis, Tourn. 258.
Coronilla, Neck. 158.
Coronopifolia, Stackh. 436.
Coronopus, Hall. 60.
Correa, Sm. 133.
Correia, Velloz. 129.
Corrigiola, L. 128.
Corsinia, Raddi, 414.
Cortesia, Cav. 275.
Cortia, DC. 24.
Cortusa, L. 224.
Cortusina, DC. 138.
Corvimrtia, Mer. 257.
Coryanthes, Hook. 340.
Cory carpus, Zca, 383.
Corycium, Swartz. 341.
Corybas, Salisb. 341.
Corydaiis, DC. 10.
Corylacex, Mirb. 170.
Corylus, L. 171.
Corymbium, L. 255.
Corymbiferae, Juss. 251.
Corynandra, Schrad. 62.
Corynelia, Fr. 424.
Corynella, DC. 156.
Coryneum, Nees, 426.
Corynephora, Ag. 437.
Coryncphorus, P. de B. 382.
Corynitis, Spreng. 156.
Corynocarpus, Forst. 225.
Corynostylis, Mart. 64.
Corypha, Linn. 346.
Corysanthes, R. Br. 341.
Corythacftthus, N. ab E. 285.
Cosrinodon, Spr. 410.
Cosmelia, R. Br. 223.
Coscium, Colebr. 216.
Cosmia, Domb. 124.
Cosmibuena, R. et P. 159, 245.
Cosmea, Willd. 258.
Cosmos, Cav. 258.
Costaria, Grev. 436.
Cossignia, Comm. 83.
Cosmostigma, Wght. 305.
Costus, L. 324.
Cottea, Kunth. 381.
Cotoneaster, Medic. 146.
Cottendorfia, Schult. f. 334.
Cotula, L. 260.

- Cotylanthera*, Bl. 295.
Cotyledon, L. 165.
Cotyledon, Gaud. 163.
Cotylea, Haw. 163.
Couepia, Aubl. 159.
Criteria, H.B.K. 157.
Coumarouma, Aubl. 157.
Couma, Aubl. 302.
Coupoui, Aubl. 46.
Couratari, Aubl. 47.
Couroupita, Aubl. 47.
Coursefia, DC. 156.
Coussapoa, Aubl. 177.
Coussarea, Aubl. 246.
Cousinia, Cass. 262.
Coutarea, Aubl. 245.
Courtoisia, Nees. 385.
Coutoubea, Aubl. 298.
Cowania, Don. 145.
Covelia, Neck. 246.
Crafordia, Raf. 157.
Crambe, Tourn. 60.
Craniolaria, L. 281.
Cranichis, Swartz. 341.
Craniospermum, Lehm. 275.
Craniotome, Reich. 277.
Crantzia, Swz. 116.
Crantzia, Scop. 287.
Crantzia, Nutt. 23.
Crantzia, Schreb. 136.
Craspedia, Forst. 260.
Craspedon, Fe^{*e}. 430.
Crassula, L. 164.
Crassocephalum, Moench. 261.
 CRASSULACEJE, DC. 163.
Crateria, Pers. 65.
Cratericarpium, Spach. App.
Craterium, Trentep. 425.
Crataegus, Linn. 146.
Cratochivilla, Neck. 116.
Crataeva, L. 62.
Cratoxylum, Blume. 78.
Crawfurdia, Wall. 298.
Cremastra, Lindl. 340.
Cremanium, Don. 42.
Cremonocephalum, Cass. 261.
Cremolobus, DC. CO
Crenea, Aubl. 101.
Crenias, Spreng. 191.
Creochiton, Bl. 42.
Creodus, Lour. 1841
Crepidium, Bl. 339,
Crepidotus, Fr. 424.
Crepis, L. 263.
Crescentia, L. 283.
Cressa, L. 232.
Cribraria, Schrad. 425.
Crinita, Houtt. 257.
Crinitaria, Cass. 257.
Crinodendron, Mol. 97.
Crinum, Fr. 424.
Crinonia, Bl. 340.
Crinula, Fr. 424.
Crinum, L. 329.
Critonia, P. Br. 256.
Critonia, Gsertrn. 255.
Cristaria, Cav. 97.
Cristaria, Sonn. 39.
Cristatella, Nutt. 62.
Critamus, Bess. 23.
Crithmum, Tourn. 24.
Crocodylodes, Vaill. 261.
Crocody lodes, Adans. 261.
Črocodylium, Vaill. 262.
Crocus, Linn. 333.
Crocoxylon, Eckl. 119.
Cronartium, Fries. 426.
Cronantium, Fr. 426.
Crossandra, Salisb. 285.
Crossolepis, Less. 260.
Crossopetalum, Rth. 298.
Crossopetalum, Brown, 229.
Crossostepbium, Less. 260.
Crossostijsrma, Spach. App.
Crossost/lis, Forst. 45.
Crotalaria, Linn. 155.
Crotonopsis, Mich. 116.
Croton, L. 116.
Crowea, Sm. 133.
Crozophora, Neck. 116.
Crucianella, L. 250.
 CRUCIFERIE, JUSS. 58.
Crucita, Lcefl. 209.
Cruckshanksia, Hook. 140.
Cruckshanksia, H. et A. 246.
Crudya, Willd. 157.
Crupina, Cass. 262.
Crumenaria, Mart. 108.
Cruminium, Desv. 156.
Crusea, A. Rich. 246.
Crybe, 341.
Cryphea, Mohr. 411.
Cryphea, Hamilt. 184.
Cryphia, R. Br. 277.
Cryphiantha, Eckl. App.
Cryphiospermum, Beauv. 257.
Crypsis, Ait. 380.
Crypta, Nutt. 88.
Cryptandra, Smith, 108.
Cryptantha, Lehm. App.
Cryptarrhena, R. Br. 340.
Crypteronia, Bl. 108.
Cryptocarpha, Cass. 251.
Cryptocarpus, H. B. K. 210.
Cryptocarya, R. Br. 201.
Cryptochilus, Wall. 340.
Cryptocoryne, Fisch. 364.
Cryptoglottis, Bl. 340.
Cryptocotyledoneae, Ag. 319.
Cryptococcus, Kutz. 437.
Cryptogramma, R. Br. 401.
Cryptogyne, Cass. 260.
Cryptolepis, Br. 301.
Cryptolepis, Wall. 302.
Cryptolobus, Spreng. 157.
Cryptopus, Lindl. 340.
Cryptopetalum, W. et A. 163.
Cryptopetalum, Cass. 255.
Cryptopodium, Brid. 411.
Cryptospermum, Pers. 246.
Cryptophragmium, N.ab E.285.
Cryptosphaeria, Grev. App.
Cryptosporium, Kz. 426.
Cryptostegia, R. Br. 305.
Cryptostemma, R. Br. 261.
Cryptostomum, Schreb. 109.
Cryptostylis, R. Br. 341.
Cryptotaenia, DC. 24.
Cryptotheca, Bl. 101.
Ctenium, Panz. 381.
Cteisium, Rich. 402.
Cubcea, Schreb. 157.
Cucifera, Del. 346.
Cucubalus, Gaertn. 125.
Cucullaria, Rafin. 10.
Cucullaria, Buxb. 250.
Cucullaria, Schreb. 88.
Cucumeroides, Gaertn. 52.
Cucumis, L. 52.
Cucullifer, N. ab E. 387.
Cucurbita, L. 52.
 CUCURBITACEJE, JUSS. 51.
Cucurbitaria, Grev. App.
Cuellaria, R. P. App.
Cuitlauzina, La Llave, 340.
Culcasia, Beauv. 364.
Culcitium, H. et Bonpl. 261.
Cullumia, R. Br. 261.
Cuminoides, Tourn. 24.
Cuminum, C. Bauh. 24.
Cuncea, Hamilt. 246.
Cunningia, Don, 353.
Cunila, L. 277.
Cunninghamia, Schreb. 246.
Cunninghamia, Rich. 316.
Cunonia, L. 166.
 CUNONIACE&, R. Brown, 161.
Cupameni, Adans, 117.
Cupania, Plum. 82.
Cuphea, Jacq. 101.
Cupi, Rheed, 245.
Cupressinse, Rich. 313, 316.
Cupia, DC. 245.
Cupressus, Linn. 316.
 CUPULIFERJE, Rich. 171.
Curanga, Juss. 292.
Curatella, Linn. 21.
Curatea, Aubl. 129.
Curcas, Adans. 117.
Curcuma, L. 324.
Curculigo, Gaertn. 329.
Curtia, Cham. 298.
Curtisia, Ait. 229.
Curtogyne, Haw. 164.
Curtopogon, Beauv. 380.
Curupita, Gmel. 47. -
Cuscuta, L. 230.
 CUSCUTACEJK, 230.
Cusparia, Humb. 133.
Cusparieae, A. de J. 133.
Cusparieae, DC. 130.
Cuspidia, Gaertn. 261.
Cutleria, Grev. 436.
Cussonia, Thunb. 25.
Cuviera, Köl. 382.
Cuviera, DC. 246.
Cyamopsis, DC. 156.
Cyanospermum, W. et A. App.

- Cyamus*, Salisb. 14.
Cyamopsis, DC. 156.
Cyananthus, Wall. 233.
Cyanella, Linn. 354.
Cyane, Ren. 298.
Cyanea, Gaud. 236.
***Cyanopsis*, Cass. 262.**
Cyanotis, D. Don. 354.
Cyanopsis, Bl. 255.
Cyanus, Desp. 262.
Cyathanthera, Pohl. 42.
Cyathia, Sm. 401.
***Cyanthillium*, Cass. 255.**
Cyathocline, Cass. 257.
Cyathidium, Lindl. 264.
Cyathodes, Lab. 223.
Cyathodium, Kze. 414.
Cyathocoma, Nees, 385.
Cyathia, P. Br. 425.
Cyathula, Lour. 208.
***Cyathophorum*, Beauv. 411.**
***Cybbanthera*, Hamilt. 292.**
Cybele, Salisb. 200.
***Cybelion*, Spr. App.**
Cybianthus, Mart. 225.
 CYCADE[^], Richard, 312.
Cycas, L. 313.
Cyclamen, L. 224.
Cyclanthera, Schrad. 52.
Cyclas, Schreb. 157.
 CYCLANTHE^{*}, Poiteau. 362,
Cyclanthus, Poit. 362.
Cyclobotrya, Sweet. 353.
Cyclomyces, Klotzsch. 424.
Cyclolepis, M. Tand. 209.
***Cyclopogon*, Presl. 341.**
***Cyclophorus*, Desv. 400.**
***Cyclostegia*, Benth. 277.**
***Cyclosanthes*, Poepp. 362.**
***Cyclosorus*, Link. 401.**
Cyclopia, Vent. 155.
Cyclostemon, Bl. 116.
Cynoches, Lindl. 340.
Cydonia, Tourn. 146.
Cynia, Lindl. 159.
Cylactis, Raf. 145.
Cylicodaphne, N. ab E. 202.
Cylindria, Lour. 200.
Cylindrosporium, Grev. 426.
Cylindrocline, Cass. 257.
Cylipogon, Raf. 156.
Cylindropus, Nees, 385.
Cylista, Ait. 156.
Cylizoma, Neck. 157.
Cymaria, Benth. 277.
Cymation, Spr. 348.
Cymbaria, L. 292.
Cymbella, Ag. 437.
Cymbidium, Swartz. 340.
Cymbonotus, Cass. 261.
Cymbopogon, Spreng. 379.
Cymodocea, Keen. 367.
Cyminosma, Gaertn. 133.
Cymopterus, Rafin. 24.
Cynara, Thunb. 255.
Cynara, Vaill. 262.
Cynarocephalee, **Juss. 251.**
- CYNARACE/E, 251.
Cynocrambreae, Th. N. 208.
Cynoctonum, Gmel. 301.
Cynoglossum, L. 275.
Cynodon, Rich. 381.
Cynodon, Brid. 411.
Cynanchum, L. 305.
Cynodontium, Hedw. 411.
Cynometra, Linn. 157.
 CYNOMORIEJE, Ag. 394.
Cynomorium, Mich. 394.
Cynthia, Don. 263.
Cynorchis, Thou. 341.
Cynotis, Hoffgg. 261.
Cynosciadium, DC. 24.
Cynosurus, P. de B. 383.
Cypella, Herb. 333.
***Cypellium*, Desv. 228.**
 CYPERACEJE, JUSS. 384.
Cyperus, L. 385.
***Cyphellium*, Ach. App.**
Cyphella, Fr. 424.
Cyphia, Berg. 242.
Cypripedieae, Lindl. 341.
Cypripedium, L. 341.
Cypselea, Turp. 128.
Cyrilla, L. 119.
Cyrilla, L'Herit. 287.
Cyrta, Lour. 438.
Cyrtandra, Forst. App.
 CYRTANDRACE^E, Jack. 283.
Cyrtanthus, Schreb. 245.
Cyrtanthus, Ait. 329.
Cyrtocarpa, H. B. K. 168.
Cyrtodon, Br. 410.
Cyrtochilum, Kunth. 340.
Cyrtolepis, Less. 259.
Cyrtoneura, Schr. App.
Cyrtopera, Lindl. 340.
Cyrtopodium, R. Br. 340.
Cyrtophyllum, Rwdt. 302.
Cyrtopogon, P. de B. 381.
Cyrtostylis, R. Br. 341.
Cyrtotropis, Wall. 46.
Cystoseira, Ag. 436.
Cyrtasia, Bl. 339.
Cystanthe, R. Br. 223.
Cystea, Sm. 401.
Cysticapnos, Boerh. 10.
Cytherea, Salisb. 340.
Cytheris, Lindl. 340.
 CYTINE/E, Brongn. 393.
Cytinus, L. 393.
Cytispora, Fr. 424.
Cytisus, Linn. 155.
Czackia, Andr. 354.
Czernya, Presl. 382.
- Dabdecia*, Don. 221.**
Dacrina, Fr. 425.
Dacrydium, Banks, 317.
***Dacridium*, Lk. 425.**
Dacrymyces, Nees, 424.
Dactylaena, Schrad. 62.
Dactylis, L. 383.
Dactylicapnos, Wall. 10.
- Daetylanthes*, Haw. 117.**
Dactyloides, Tausch. 163.
Dactylogramma, Link. 380.
Dactylyttum, Nees, 425.
***Dactyloctenium*, W. 381.**
***Dactyphyllum*, Raf. 156.**
Dactylophyllum, Benth. 232.
**Daedalea*, Pers. 424.
Daemia, R. Br. 305.
Dahlia, Cav. 257.
Dahlia, Thunb. 49.
Dais, L. 195.
Dalbergieae, Brown, 156.
Dalbergia, L. 156.
***Dalbergia*, Tuss. 287.**
Dalea, Linn. 156.
Dalea, P. Br. 256.
Dalea, Gaertn. 279.
Dalechampia, L. 117.
Dalhousiea, Wall. App.
Dalibarda, Linn. 145.
***Dairy mpelea*, Roxb. 121.**
Daltonia, Hook. 411.
Dammara, Mirb. 316.
Dammara, Rumf. 180.
Dammara, Gxrt. 111.
Damasonium, Schreb. 335.
***Damasonium*, Juss. 356.**
Damatris, Cass. 264.
Damnacanthus, Gaertn. 246.
***Damironia*, Cass. 260.**
Dampiera, R. Br. 243.
Danaa, All. 24.*
Danais, Comm. 245.
Daricea, Smith, 402.
DANIEACEJE, Ag. 402.
Dantia, Pet. Th. 36.
Danthonia, DC. 382.
Daphniphyllum, Bl. 438.
Daphne, L. 195.
Daphnidium, N. ab E. 202.
Daphnopsis, Mart.
***Daphniis*, Spr. 178.**
Daphnitideae, N. ab E. 178.
Darlingtonia, DC. 157.
Daphnoideae, Vent. 194.
Darea, Juss. 401.
Dartus, Lour. 295.
Darwinia, Rudge, 45.
Dasus, Lour. 438.
Dasycladul! Ag. 436.
Dasya, Ag. 436.
Dasyanthera, Presl. 78.
Dasyanthes, Don. 221.
Dasyloma, DC. 24.
Dasyntema, Schott. 21.
Dasyphyllum, Kth. 262.
Dasyopogon, R. Br. 357.
Dasystemon, DC. 164.
***Dasytrichia*, Lamr. 436.**
***DasyStephana*, Ren. 298.**
Datisca, L. 182.
 DATISCIEIK, Br. 182.
Datura, L. 295.
Daubinya, Undl. 353.
Daubentonia, DC. 156,
Daucus, Tourn. 24.

- Davallia, Sm. 401.
 Davilla, Vandell, 21.
 Daviesia, Sm. 155.
 Daviscia, Lam. 354.
 Davya, DC. 42.
 Dawsonia, Br. 411.
 Vawsonia, Bory, 436.
 Debraa, Roem. et Schult. 88.
 Decachaeta, DC. 255.
 Decadia, Lour. 228.
 Decaisnia, Brongn. 341.
 Decaisnia, Lindl. 341.
 Decalepis, W. et A. 305.
 Decalyx, Lour.
 Decaschistia, W. et A. 97.
 Decaneurum, DC. 255.
 Decaspermum, Forst. 45.
 Decaspora, R. Br. 223.
 Declieuxia, H.B.K. 246.
 Decodon, GmeJ. 101.
 Decostea, R. et P. 180.
 Decumaria, L. 47.
 Deeringia, R. Br. 208.
 Defforgia, Lam. 28.
 Deguelia, Aubl. 157.
 Deidamia, Pet. Th. 69.
 Deinbollia, Thonn. 438.
 Dejanira, Cham. 298.
 Deilosma, Andr. 60.
 Delesseria, Lamour, 436.
 Delima, L. 21.
 Delimea, DC. 21.
 Delisecp, Lamour, 436.
 Delisea, F6e, 429.
 Delissea, Gaud. 236.
 Delisella, Bory. 436.
 Deloderium, Cass. 264.
 Delostoma, Don, 283.
 Delphinium, L. 7.
 Delucia, DC. 258.
 Dematium, Pers. 426.
 Demetria, Lag. 256.
 Democritea, DC. 246.
 Dendrina, Fr. 426.
 Dendrobium, Swartz. 340.
 Dendrocalamus, N. ab E. 383.
 Dendrochilum, Bl. 339.
 Dendrocolla, Bl. 340.
 Dendrolirium, Bl. 340.
 Dendromecon, Benth. 9.
 Dendromyces, Libosch. App.
 Denekia, Thunb. 257.
 Denera, Adans. 258.
 Denhamia, Schtt. 364.
 Dentaria, Tourn. 60.
 Dennstadtia, Bernh. 401.
 Dentella, Forst. 245.
 Dentidia, Lour. 276.
 Deparia, Hook. 401.
 Depazea, 426.
 Deppea, Cham. 246.
 Dermasea, Haw. 163.
 Dermea, Fr. 424.
 Dermatocarpon, Eschw. 429.
 Dermocybe, Fr. 424.
 Dermodium, Lk. 42*5.
 Dermosporium, Lk. 425.
 Derris, Lour. 156.
 Deschampsia, P. de B. 382.
 Deselicea, Fl. mex. 246.
 Desfontainia, R. P. 229.
 Desmarestella, Bory, 436.
 Desmanthus, W. 157.
 Desmazierella, Gaill. 436.
 Desmarestia, Lamour, 436.
 Desmatodon, Brid. 410.
 Desmia, Lyngb. 436.
 Desmia, Don. 221.
 Desmidium, Ag. 437.
 Desmidochus, Ehrenb. 305.
 Desmochaeta, DC. 208.
 Desmodium, DC. 156.
 Desmoncus, Mart. 346.
 Desmos, Lour. 19.
 Desmotrichum, Bl. 340.
 Despretzia, Kth. 380.
 Detarieae, DC. 157.
 Detarium, Juss. 157.
 Dethardingia, Nees. 232.
 DESVAUXIEJE, 386.
 Desvauxia, R. Br. 386.
 Deutzia, Th. 47.
 Detridium, Nees, 256.
 Devillea, Bert. 334.
 Detriotdes, Less. 256.
 Deverra, DC. 24.
 DiacalpeBl. 401.
 Deyeuxia, Kth. 380.
 Detris, Adans. 256.
 Diacantha, Lag. 262.
 Diachea, Fr. 425.
 Diacarpium, Bl. 248.
 Dialesta, H. B. K. 255.
 Dialium, L. 157.
 Diamorpha, Nutt. 165.
 Diamphora, Mart. 425.
 Dianella, Lam. 354.
 Dianthus, L. 125.
 Diapensia, L. 234.
 DIAPENSIACEiE, Link. 233.
 Diaphora, Lour. 385.
 Diaphyllum, Hoffm. 24.
 Diarina, Raf. 383.
 Diarrhena, P. de B. 383.
 Diarthron, Turcz. 195.
 Diascia, Link. 292.
 Diasia, DC. 333.
 Diaspasis, R. Br. 243.
 Diastella, Salisb. 200.
 Diastrophis, F. et M. App.
 Diatoma, DC. 437.
 Diatoma, Lour. 45.
 Diazeuxis, Don, 262.
 Diatrypa, 424.
 Dibrachia, Sweet. 138.
 Dicarpella, Bory. 436.
 Dicarpaea, Presl. 121.
 Dicaryum, W. 301.
 Dicentra, Borkh. 10.
 Dicera, Forst. 97.
 Dicerandra, Benth. 277.
 Diceartium, Lag. 60.
 Dicerma, DC. 156.
 Dicerocaryum, Bojer. 281.
 Diceros, Pers, 292.
 Diceros, Lour. 292.
 Dichaea, Lindl. 340.
 Dichapetalum, Pet. Th. 109.
 Dichilus, DC. 155.
 Dichaena, Fr. 424.
 Dichloria, Grev. 436.
 Dichoglottis, F. et M. 126.
 Dichorizandra, Mikan. 355.
 Dichondra, Forst. 230.
 Dichonema, Fr. 430.
 Dichroa, Lour. 438.
 Dichroma, Cav. 292.
 Dichostylis, P. de B. 385.
 Dichosporium, Nees, 425.
 Dichrocephala, L'Her. 257.
 Dichromena, Rich. 385.
 Dichrostachys, W. et A. 157.
 Dicksonia, L'Her. 491.
 Dicliptera, Juss. 285.
 Dicoma, Less. 263.
 Diclidanthera, Mart. 228.
 Dicylra, DC. 10.
 Dicnemon, Schw. 411.
 DICOTYLEDONEJE, D.C. 1.
 Dicaeoma, Nees, 426.
 Diconangia, Mitch. 28.
 Dicranopteris, Bernh. 401.
 Dicrananthera, Presl. 42.
 Dicoryphe, Pet. Th. 49.
 Dicraece, Pet. Th. 191.
 Dicranum, Hedw. 410.
 Dicypta, Lindl. 340.
 Dictamnus, L. 133.
 Dictydium, Schrad. 425.
 Dictyomenia, Grev. 486.
 Dictyoloma, Ad. J. 136.
 Dictyochiton, Corda. 414.
 Dictyonema, Ag. 436.
 Dictyoepelos, V. Hass. 425.
 Dictyopteris, Lamr. 436.
 Dictyopkora, Desv. App.
 Dicypellia, N. ab E. 201.
 Dictyosiphon, Grev. 436.
 Dictyota, Lamour. 436.
 Dicypellium, N. et M. 201.
 Didelta, L'Her. 261.
 Diderma, 425.
 Didesmus, Desv. 60.
 Didiscus, DC. 23.
 Didymandra, W. 117.
 Didymium, Schr. 425.
 Didymocarpeae, Don, 283.
 Didymocarpus, 283.
 Didymocheton, Blume, 103.
 Didymochlaena, Desv. 401.
 Didymoglossum, Desv. 401.
 Didymodon, Schw. 410.
 Didymocrater, Mart. 425.
 Didymonema, Presl. 385.
 Didymosporium, Nees, 426.
 Didymomeles, Thouars. 438.
 Diectomis, Kth. 379.
 Dieffenbachia, Schtt. 364.
 Dielytra, Borkh. 10.
 Dienia, Lindl. 339.
 Dierbachia, Spr. 295.

- Diervilla, Tourn. 248.
 Diesingia, Endl. 156.
 Dietericia, Ser. 162.
Diétrichia, Tratt. 164.
 Digenia, Ag. 436.
 Digera, Forsk. 208.
 Digitalis, L. 292.
Digitaria, Hall. 381.
 Diglottis, Nees, 133.
 Diglyphosa, Bl. 340.
 Digraphis, Tr. 378.
 Dilatris, L. 330.
Dileptium, Raf. 60.
Dilepyrum, Raf. 381.
Dillenia, Heist. 250.
 Delivaria, Juss. 285.
 Dillenia, L. 21.
 DILLENIACEAE, DC. 20.
 Dillwynia, Sm. 155.
 Dillwynella, Bory. 436.
Dilobeia, Pet. Th. 178.
 Dilochia, Lindl. 340.
 Dimacria, Lindl. 138.
Digmera, Fr. 425.
Dímereza, Lab. 82.
 Dimeria, R. Br. 379.
 Dimerostemma, Cass. 264.
 Dimetopia, Alph. DC. 23.
Dimocarpus, Lour. 83.
Dimia, Spr. 305.
Dimorphanthus, Cass. 257.
Mmorphpha, Willd. 157.
 Dimorphandra, Schott. 157.
Mmorphopetalum, Bert. 33.
 Dinema, Lindl. 340.
 Dimorphotheca, Vaill. 260.
Dineba, Jacq. 381.
Dinetus, Sweet. 232.
 Dioclea, Spr. 275.
 Dioclea, H. B. K. 156.
 Diodia, L. 246.
Diomedea, Cass. 257.
Diomedes, Haw. 329.
 Dionaea, L. 14.
 DIONJEACEJE, 14.
 Diopsis, DC. 23.
 Diorygma, Eschw. 430.
 Dioscorea, Linn. 359.
 DIOSCOREJS, R. Br. 359.
 Diosma, L. 133.
 Diosmeae, R. Br. 130.
 Diospyros, L. 227.
 Diotis, Desf. 259.
 Diotis, Schreb. 209.
Dioctostephus, Cass. 257.
Diotheca, Vaill. 265.
 Diothonea, Lindl. 340.
 Diphaca, Lour. 156.
Diphtherium, Ehrenb. 425.
Mphyes, Bl. 340.
 Jiphyyleja, Mich. 30.
 Diphyssa, Jac. 156.
 Diplocea, Rafin. 381.
 Diphyscium, Web. 411.
 Diplachne, P. de B. 381.
 Diplacrum, R. Br. 385.
 Diplanthera, Thouars. 438.
 Diplarrhena, Labill. 333.
 Diplasia, Rich. 385.
 Diplazium, Swz. 401.
Diplecthrum, A. Rich. 431.
Diplocalymna, Spr. 285.
 Diplecchia, Bl. 221.
 Diplochaete, Nees, 385.
 Diplocentrum, Lindl. 340.
Diplocoma, Don, 256.
 Diplocomium, Web. 411.
Diplochilus, Lindl. 341.
 Diplochita, DC. 42.
 Diplocleris, Lk. 425.
 Diplogenea, Lindl. 42.
 Diplolaena, Dumort. 414.
Diplolepis, R. Br. 305.
 Diplolaena, R. Br. 133.
Diplogon, 256.
 Diplopogon, R. Br. 381.
 Diplomeris, Don, 341.
Diplophyllum, Lehm. 292.
Diplomitrum, Corda. 414.
 Diplopappus, Cass. 256.
Diplopetalum, Spr. 82.
 Diplophractum, Desf. 100.
Diplopappus, Less. 257.
Diplosporium, Lk. 425.
 Diplospora, DC. 246.
Diplosastera, Tausch. 258.
 Diplostaxis, DC. 60.
 Diplostegium, Don, 42.
Diphastephium, H. B. K. 256.
Diploprion, Viv. 155.
Diplostachyum, Beauv. 404.
 Diplothemium, Mart. 346.
 Diplothrix, DC. 258.
 Dipodium, R. Br. 340.
 Diplusodon, Pohl. 101.
 Diporidium, Bartl. 129.
 Diposis, DC. 23.
 DIPSACEJE, Juss. 264.
 Dipsacus, Tourn. 265.
Dipteris, Reinw. 400.
 Diptera, Lk. 163.
 Dipteracanthus, N. ab E. 285.
 DIPTEROCARPEJE, Blume, 98.
 Dipterocalyx, Schlech. 278.
 Dipterocome, F. et Mey. 264.
 Dipterocarpus, Gaertn. 98.
 Dipterygium, Decais. 60.
 Dipterix, Schreb. 157.
 Dipyrena, Hook. 278.
 Dirca, L. 195.
 Diracodes, Bl. 324.
 Dirina, Fr. 429.
 Disa, L. 341.
 Disaccium, DC. 60.
 Disandra, L. 292.
Disarrhenum, La Bill. 378.
 Discaria, Hook. 108.
 Discelium, Brid. 410.
 Dischidia, R. Br. 305.
 Dischimia, Choisy, 279.
 Discocapnos, Boern. 10.
 Discopleura, DC. 23.
 Discovium, Rafin. 60.
 Disemma, La BUL. 69.
Disodea, Pers. 247.
Disodium, Pers. 258.
 Disparago, Gaertn. 260.
 Disperis, Swartz. 341.
 Disporum, Salisb. 348.
 Dissolena, Lour. 302.
Dissodon, Grev. et Am. 410.
 Dissochaeta, Bl. 42.
 Distasis, DC. 256.
 Distassa, Br. 305.
 Distephanus, Cass. 255.
 Distreptus, Cass. 255.
 Districhum, Cass. 258.
Distephana, Juss. 69.
 Ditaxis, Vahl. 116.
 Distyles, Gaud. 242.
Disyanthus, Raf. 260.
 Ditiola, Fr. 424.
Ditoca, Banks, 213.
Ditmaria, Spr. 88.
 Diuris, R. Br. 341.
Dizonium, Willd. 257.
 Dobinaea, Hamilt. 81.
 Dodartia, L. 292.
 Dodecadenia, N. ab E. 202.
 Dodecas, L. 101.
 Dodecatheon, L. 224.
 Dodonasa, Linn. 83.
 Doellingeria, Nees, 256.
 Dolichandra, Cham. 282.
 Dolichlasium, Lag. 264.
Dolichonema, Neuw. 157.
 Dolichos, L. 156.
Dolichos, Gaertn. 156.
 Dolomiaea, DC. 261.
Dolichostylis, Cass. 262.
 Doliocarpus, Roland, 21.
 Dolophragma, Fenzl. 126.
 Dombeya, Cav. 95.
Dombeya, Lamb. 316.
 Dombeyae, DC. 95.
 Donatia, Forst. 163.
 Donacodes, Bl. 324.
 Donax, P. de B. 382.
Dandia, Spr. 23.
 Dondisia, DC. 246.
Dondisia, Reichenb. 23.
 Donia, Don, 156.
Donia, Desf. 256.
Dontostemon, Andr. 60.
 Doodia, R. Br. 401.
Doodia, Roxb. 156.
 Dopatrium, Hamilt. 292.
Doratomyces, Corda, 425.
Doratium, Sol. 229.
 Dortmanna, Gaud. 236.
 Doria, Thunb. 261.
Doria, Adans. 256.
 Doraena, Thunb. 295.
 Doritis, Lindl. 340.
 Dorema, Don. 24.
 Doronicum, L. 261.
 Dorcoceras, Bge. 283.
 Dorstenia, L. 178.
Dorvalia, Comm. 36.
 Doryanthes, Corr. 329.
 Dorycnium, Tourn. 156.

- Dorycnium*, Mcench. 156.
Dothidea, Fr. 424.
Douglassia, Lindl. 224.
Draba, DC. 60.
Dracocephalum, L. 277.
Dracaena, Linn. 854.
Ikacontium, 364.
Dracophyllum, Lab. 223.
Dracopsis, Cass. 258.
Dracunculus, Tourn. 364.
Drakensteinia, Neck. 157.
Draparnaldia, Bory, 437.
Draparnaldiella, Gi ill. 437.
Drapetes, Lam. 1-J5.
Drapiezia, Bl. 348.
Drapiezia, Bl. 354.
Drepania, Juss.
Drepanandrum, N. 42.
Drepanocarpus, Mey. 157.
Drepanophyllum, Rich 411.
Drepanophyllum, K. 23.
Drimia, Jacq. 353.
Drimyspermum, Rwdt. 195.
Drimys, Forst. 17.
Droguetia, G. 177.
Drosera, L. G6.
DROSERACEJE, DC. 66.
Drozia, Qass. 263.
Drosophyllum, Link. 66.
Drummondia, DC. 163.
Drummondia, Hook. 410.
Drupaceae, DC. 146.
Drusa, DC. 23.
Dryadere, Vent. 145.
Dryandra, H. Br. 200.
Dryandra, Thunb. 117.
Dryas, Linn. 145.
Drymaria, W. 128.
Drymonia, Mart. 287.
Drymophila, R. Br. 354.
Drymyrhizeae, Vent. 322.
Drynaria, Bory, 400.
Dryobalanops, Gaertn. 98.
Dryopeta, Pet. Th. 341.
Drypetes, Vahl. 116.
Dryptodon, Brid. 410.
Drypis, Linn. 125.
Duabanga, Hamilt. 101.
Dubautia, Gaud. 259.
Duboisia, R. Br. App.
Dubreuilia, G. 177.
Dupratzia, Raf. 438.
Duchesnea, Cass. 257.
Duckemea, Sm. 145.
Duchola, Adans. 117.
Dufourea, H. B.K. 232.
Dufourea, Ach. 429.
Dufresnea, DC. 2C6.
Dugaldea, Cass. 259.
Dugartia, Neck. 159.
Duguetia, A. St. H. 19.
Duhamelia, Pers. 246.
Dulacia, Neck. 159.
Dulichium, Pers. 385.
Dulongia, H. B. K. 119.
Dumasia, DC. 156.
Dumerilia, Less. 263.
Dumontia, Lamour. 436.
Dumortiera, N. ab £. 414.
Dunalia, H.B.K. 295.
Dunalia, Spr. 246.
Dunbaria, W. et A. 156, App.
Duperreya, Gaudich. 295.
Dupontia, R. Br. 382.
Dupuisia, Guill. 168.
Duranta, L. 278.
Durio, L. 95.
Duretia, Gaud. 177.
Durvillaea, Bory, 436.
Duroia, L. f. 245.
Durieua, Mirat. 292.
Dutra, Bernh. 295.
Duvalla, N. ab E. 414.
Duvalla, Haw. 305.
Duvaua, H. B. K. 168.
Dyctioloma, DC. 168.
Dyschoriste, N. ab E. 285.
Dyckiaj Schult. f. 334.
Dysoda, Lour. 246.
Dysodia, DC. 259.
Dysophylla, Bl. 277.
Dysoxylum, Blume, 103.
Dysphania, Br. 209.

Earina, Lindl. 340.
Eatonia, Rafin. 383.
Ebenoxylum, Lour. 227.
EBENACEIE, Vent. 226.
Ebermayera, N. ab E. 285.
Ebenus, L. 156.
Ebenus, Com. 227.
Ecastaphyllum, P. Br. 157.
Echalium, Rich. 52.
Ecchyna, Fr. 425.
Eccilia, Fr. 424.
Eccremocarpus, R. et P. 283.
Echenais, Cass. 262.
Echeandia, Ort. 354.
Echeveria, DC. 165.
Echlnalysium, Tr. 383.
Echinacea, Mcench. 258.
Echinaria, Desf. 381.
Echinanthus, Neck. 261.
Echinacanthus, N. ab E. 285.
Echinella, Ag. 437.
Echinocactus, Salm. 54.
Echinocarpus, Blume, 73.
Echinochloa, Beauv. 379.
Echinolobium, Desv. 156.
Echinogyna, Dumort. 414.
Echinolaena, Desv. 378.
Echinolytron, Desv. 385.
Echinomitrium, Corda. 414.
Echinophora, Tourn. 24.
Eclunopogon, P. de B. 380.
EvhivwpodetB, Cass. 261.
Echinoschamus, Nees. 385.
Echinops, L. 261.
Echinopus, Tourn. 261.
Echinosperrnum, Swz. 275.
Echinopsidaeae, Less. 261.
Echinus, Lour. 117.
Echinosphoera, Sieb. 117.
Kchioglossum, Bl. 340.

Echiochilon, Desf. 274.
Echium, L. 274.
Echmatacanthi, N. ab £. 285.
Ecklonia, Schrad.385.
Echitea, L.301.
Eclipte, L. 257.
Ectasis, Don. 221.
Eclopes, Gaertn. 261.
Ectocarpus, Lyngb. 436.
Ectosperma, Vauch. 436.
Ectostroma, 426.
Ectrosia, R. Br. 383.
Edmondia, Cass. 260.
Edwardsia, Neck. 258.
Edwardsia, Raf. 168.
Edwardsia, Salisb. 155.
Eglotes, Cass. 259.
Ehrharta, Sm. 378.
Ehrenbergia, Spr. 438.
Ehrenbergia, Mart. 134.
Ehretia, L. 273.
EHRETIACEJE, Mart. 273.
Elachistea, Dub. 436.
Elachothamnos, DC. 257.
ELAAGNE^, A. Rich. 194.
Ekebergia, Sparm. 103.
EL/EOCARPE/E, JUSS. 97.
Elaeocarpus, L. 97.
Elaeococca, Comm. 117.
Elaeagnus, L. 194.
Elaeodendron, Jacq. 119.
Elais, Jacq. 346.
Elaphromyces, Nees, 425.
Elaphrium, Jacq. 111.
Elaterium, L. 52.
Elateriospermum, Bl. 117.
Elate, Ait. 346.
Elatine, L. 88.
ELATINEJE, Camb. 88.
Elatostemeae, Gaud. 177.
Elcaja, Forsk. 103.
Electro, Panz. 382.
Electra, DC. 258.
Elegia, Thunb. 387.
Eleiotis, DC. 156.
Elemifera, Plum. 166.
Eleogenus, Nees. 385.
Eleocharis, R. Br. 385.
Elephantusia, W. 362.
Elephantopus, Cass. 255.
Elephantosis, Less. 255.
Elephas, Tourn. 292.
Eleusine, Gaertn. 381.
Elettaria, Rheede, 324.
Elionurus, Willd. 379.
Elliottia, Nutt.221.
Ellisia, Linn. 272.
Ellobum, Blum- 292.
Ellobocarjms, Kaulf. 401.
Elmigera, Rchb. 292.
Elaeoselinum, Koch. 24.
Elodea, Rich. 335.
Elodea, Pursh. 73.
Elphegea, Cass. 256.
Elsholtzia, W. 277.
Elvasia, DC. 129.
Elvira, Cass. 257.

- Elymus, L. 382.
 Elyna, Schrad. 385.
 Elynanthus, P. de B. 385.
 Elytranthe, Bl. 50.
 Elytraria, Vahl. 285.
 Elytrophorus, P. de B. 383.
 Elytropappus, Cass. 260.
 Embelia, L. 225.
 Emblica, Gaertn. 116.
 Embolus, Hoffm. 426.
 Embothrium, Forst. 200.
Embryopteris, Juss. 227.
Emerus, Tourn. 156.
 Emmenanthe, Benth. 272.
 Emex, Neck. 212.
 Emilia, Cass. 261.
 Empedoclea, A. St. H. 21.
Empedoclea, Rafin. 277.
Emericia, R. et S. 301.
 EMPETREJE, Nutt. 117.
 Empetrum, Linn. 117.
 Empusa, Lindl. 339.
Empusaria, Rchb. 339.
 Empleurum, Sol. 133.
 Enarthrocarpus, Lab. 60.
 Encalypta, Hedw. 411.
 Encelia, Adans. 258.
 Encephalartos, Lehm. 313.
 Enchidium, Eckl. App.
 Enchylcena, Br. 209.
 Encholirium, Schult. f. 334,
 Encyclia, Hook. 340.
Enccebbium, Ag. 436.
 Encyonema, Kutz. 437.
 Endiandra, R. Br. 201.
 Endlichera, Presl. 245.
 Endlicheria, Nees, 202.
 Endospermum, Bl. 156.
 Endocarpon, Hedw. 429.
Endoconia, Raf. 425.
 Endogeneae, DC. 319.
 Endogone, Link. 425.
Endoleuca, Cass. 260.
 Endopogon, N. ab E. 285.
Endrachium, Gin el. 231.
 Enemion, Raf. 7.
 Enerthenema, Bowm. 425.
 Engelhardtia, Lesch. 180.
 Enhydra, DC. 259.
 Enkianthus, Lour. 221.
 Enicostema, Bl. 298.
 Enneapogon, Desv. 381.
Enodium, Gaud. 383.
 Ensatae, Ker. 332.
 Enslenia, Nutt. 305.
 Entada, Adans. 157.
Entassa, Salisb. 316.
 Entelea, R. Br. 99.
 Enteromorpha, Lk. 436.
Enteridium, Ehrenb. 425.
 Enteropogon, N. ab E. 381.
Entoganum, Banks, 133
Entosthymenium, Brid. 410.
 Entosthodon, Schw. 411.
 Epallage, DC. 259.
Enydra, Lour. 259.
Enymonospermum, Spreng. 24.
 EPACRIDEJE, Brown, 222.
 Epacris, Forst. 223.
 Epaltes, Cass. 257.
Epaltidece, Less. 257.
 Eperna, Aubl. 157.
 Ephebe, Fr. 429.
 Ephedra, L. 312.
 Ephemereae, Batsch. 354.
 Ephemenum, Tourn. 224.
Ephielis, Schreb. 83.
Ephippium, Bl. 340.
 Ephippium, Bl. 340.
 Epibaterium, Forst. 216.
Epiandria, Presl. 385.
 Epiblema, R. Br. 341.
 Epicampes, Presl. 380.
 Epicarpurus, Blume, 178.
 Epicharis, Blume, 103.
 Epichysium, Tode, 425.
 Epicocum, Lk. 425.
 Epicranthes, Bl. 340.
 Epidendrum, L. 340.
 Epigaea, L. 221.
 Epigynanthus, Bl. 367.
 Epilithes, Bl. 214.
 Epilobium, L. 36.
 Epilobiaceae, Vent. 35.
 Epimedium, L. 30.
 Epipactis, Hall. 341.
Epipactis, Pers. 341.
Epipfumes, Bl. 341.
 Epiphytae, Link. 419.
 Epiphegus, Nutt. 288.
 Epipogium, R. Br. 341.
Epiphystis, Trinius. App.
 Episcia, Mart. 287.
 Epistephium, Kimth, 342.
 Epithema, Bl. 283.
 Epitea, Fr. 426.
 Epistylum, Swz. 116.
 Epithinea, Jack. 246.
 EPOCHNIUM, Lk. 426.
 EQUISETACEIG, DC. 317.
 Equisetum, L. 318.
Eraclissa, Forsk. 116.
 Eragrostis, P. de B. 382.
 Eranthemum, R. Br. 285.
Eranthemum, Vahl. 292.
 Eranthis, Salisb. 7.
 Ercilla, Ad. J. 141.
 Erechthiteae, DC. 261.
Erebinthus, Mitch. 156.
Eremanthis, Less. 255.
Eremanthis, Cass. 260.
 Eremia, Don, 221.
Eremndon, Brid. 410.
 Erechthites, Raf. 261.
 Eremogone, Fenzl. 126.
 Eremostachys, Bge. 277.
 Eremophila, R. Br. 279.
Eresia, Pl. 225.
 Eremurus, M. B. 354.
 Eria, Lindl. 340.
 Eriachne, R. Br. 382.
Eriathera, Benth. 277.
 Erianthus, Rich. 379.
 Erianthera, N. ab E. 285.
 Eriocala, Ren. 298.
 Erica, L. 221.
 ERICEJE, JUSS. 220.
 Erigenia, Nutt. 23.
 Erigeron, L. 256.
Erigeron, Don, 257.
Erimatalia, Schult. 273.
 Erinese, Link. 288.
 Erineum, Fr. 426.
Erinesa, Don, 262.
 Erinus, L. 292.
 Eriobotrya, Lindl. 146.
Eriocachryo, DC. 24.
Eriocnlia, SOT. 23.
Eriocalyx, Neck. 155.
Eriocarpha, Cass. 258.
 Eriocaulon, * 388.
 ERIOCAULONEA, Rich. 387.
 Erioccephalus, L. 260.
 Erioccephaleae, Less. 260.
 Eriochloa, H. et K. 378.
 Eriochilus, R. Br. 341.
 Eriochrysis, P. de B. 379.
Eriocline, Cass. 261.
Eriocoma, H. B. K. 258.
 Eriocycla, Lindl. 24.
 Eriodendron, DC. 95.
 Erioglossum, Blume, 82.
 Eriogonum, Mich. 212.
Eriogynia, Hook. 145.
 Eriolaena, DC. 95.
Eriolepis, Cass. J262.
 Erione, Endl. 95.
 Eriope, H. B. 276.
 Eriopappus, Arn. 264.
 Eriophorum, L. 385.
 Eriopetalum, Wght. 305.
Eriophyllum, Lag. 259.
 Eriophyton, Benth. 277.
 Eriosema, DC. 156.
 Eriosolena, Bl. 195.
 Eriosperihum, Jacq. 354.
 Eriosphaera, Less. 260.
 Eriostemon, Sm. 133.
Eriostemon, Less. 261.
Eriostomum, Hssg. 277.
 Eriothrix, Cass. 261.
 Eriosynaphe, DC. 24.
 Eriotheca, Endl. 95.
Eriphia, P. Br. 287.
 Eritrichium, Schrad, 275.
 Erisma, Rudge. 88.
 Erithalis, P. Br. 246.
 Eriudaphus, N. ab E. 55.
 Ernestia, DC. 42.
 Ernodea, Swz. 246.
Ernstingia, Neck. 82.
Erodendron, Salisb. 200.
 Erodium, L'Her. 138.
 Erophila, DC. 60.
Eroperon, Tausch. 163.
Eroteum, Sw. App.
 Eruca, Tourn. 60.
 Erucaria, Gaertn. 60.
 Erucastrum, Rchb. 60.
Ervilia, Link. 156.
 Ervum, Linn. 156.

- Erycibe, Roxb. 273.
 Eryngium, Tourn. 23.
 Erysibe, Schlecht, 425.
 Erysiphe, DC. 425.
 Erysimum, Gsertn. 60.
 Erythracanthus, N. ab £. 285.
 Erythraea, Rich. 298.
 Erythrina, Linn. 156.
 Erythrocarpus, Bl. 117.
 Erythrochilus, Bl. 117.
 Erythrochiton, Nees. 133.
 Erythodanura, Pet. Th. 246.
 Erythrodes, Bl. 341.
 Erythrolaena, Sweet. 262.
 Erythronium, Linn. 353.
 Erythropalum, Bl. 52.
 Erythropheum, Br. 157.
 Erythropogon, DC. 260.
 Erythropsis, Lindl. 95.
 Erythrospermeae, DC. 70.
 Erythrospermum, Lam. 70.
 Erythrostickus, Schlecht. 348.
 Erythroxyloae, Kunth. 122.
 Erythroxylym, L. 123.
 Escallonia, Mut. 28.
 ESCALLONIACEA, R. Br. 27.
 Eschenbachia, Moench. 257.
 Escholtzia, Cham. 9.
 Eschweilera, Mart. 47.
 Escobedia, R et P. 292.
 Esenbeckia, Kunth. 133.
 Esenbeckia, Bryi. 411.
 Esenbeckia, Blume, 100.
 Espejoa, DC. 259.
 Esmarckia, Rchb. 126.
 Espera, W. 100.
 Espinosa, Lag. 212.
 Esterhazyia, Mikan, 292.
 Esula, Haw. 117.
 Etaeria, Bl. 341.
 Etkulia, Gaertn. 257.
 Ethulia, Cass. 255.
 Eubasis, Salisb. 49.
 Eucalyptus, L'Her. 45.
 Eucapnos, Bernh. 10.
 Euceraea, Mart. 82.
 Euchaetis, Bartl. 133.
 Eucharidium, F. et M. App.
 Euchtiton, Cass. 260.
 Euchlaena, Schrad. 380.
 Euchilus, R. Br. 155.
 Euchlora, Eckl. App.
 Euchloris, Don. 260.
 Euchroma, Nutt. 292.
 Euclea, L. 438.
 Euclidium, R. Br. 60.
 Eucnemis, Lindl. 340.
 Eucosia, Bl. 341.
 Eucomis, L. 353.
 Eucrosia, Ker. 329.
 Eucrinum, Nutt. 353.
 Eucryphia, Cav. 78.
 Eudema, H. B. K. 60.
 Eudesmia, R. Br. 45.
 Eudorus, Cass. 261.
 Eugenia, L. 45.
 Euhalus, Rich. 335.
 Eulalia, Kunth. 379.
 Eulophia, R. Br. 340.
 Eulophus, Nutt. 24.
 Eumachia, DC. 246.
 Eumorpha, Eckl. 138.
 Eumorphia, DC. 259.
 Eunomia, DC. 60.
 Edosma, Andr. 306.
 Euparea, Banks, 224.
 Eupatorisphalacron, Vaill. 257.
 Eupatorium, L. 256.
 Eupetalum, Lindl. 57.
 Euphorbia, L. 117.
 EUPHORBIACEAE, JUSS. 112.
 Euphorbieae, Bartl. 117.
 Euphoria, Juss. 83.
 Euphrasia, L. 292.
 Euphrasies, Don, 292.
 Euphronia, Mart. App.
 Euphrosine, DC. 258.
 Euplassa, Salisb. 200.
 Eupyrenea, W. et A. 246.
 Eupomatia, R.Br. 19.
 Eurotia, Adans. 209.
 Eurhaphis, Tr. 381.
 Eurotium, Lk. 425.
 Eurothia, Neck. 246.
 Eurya, Thunb. 80.
 Euryale, Salisb. 13.
 Euryandra, Forst. 21.
 Eurybia, Cass. 256.
 Eurycles, Salisb. 329.
 Euryranthe, Schlecht. 138.
 Eurycoma, Jacq. 136.
 Eurybiopsis, DC. 256.
 Euryloma, Don, 221.
 Eurylops, Cass. 261.
 Eurylepis, Don, 221.
 Eurythalia, Ren. 298.
 Eurypermum, Salisb. 200.
 Eurystegia, Don, 221.
 Eustathes, Lour. 83.
 Eustachys, Desv. 381.
 Eustachys, R. et S. 381.
 Eustegia, R. Br. 305.
 Eustephia, Cav. 329.
 Eustrephus, R. Br. 354.
 Eutassa, Salisb. 316.
 Eutaxia, R. Br. 155.
 Euterpe, Gaertn. 346.
 Euthales, R. Br. 242.
 Euthamia, Nutt. 256.
 Euthemis, Jack. 129.
 Euthrixia, Don, 262.
 Eutoca, R. Br. 272.
 Eutrema, Br. 60.
 Eutriana, Tr. 381.
 Euonymoides, Moen. 119.
 Euonymus, L. 119.
 Euopsis, Cass. 261.
 Euosmia, H. et Bonpl. 2*16.
 Euxenia, Cham. 257.
 Euzomum, Link. 60.
 Evandra, R. Br. 385.
 Evax, Gaertn. 257.
 Evea, Aubl. 246.
 Evernia, Ach. 429.
 Evodia, Forst. 133.
 Evodia, Gaertn. 201.
 Evolvulus, L. 232.
 Evonymodaphne, N. ab E. 201.
 Ewyckia, Bl. 43.
 Exacum, L. 298.
 Excaecaria, L. 117.
 Excipula, Fr. 424.
 Exembryonatae, Rich. 395.
 Exarrhena, R. Br. 275.
 Exidia, Fr. 424.
 Exoacantha, Lab. 24.
 Exilaria, Grev. 437.
 Exocarpeae, Arnott. 194.
 ExOGENiE, DC. 1.
 Exocarpus, Labill. 195.
 Exogonium, Ch. 231.
 Exorhizece, Rich. 1.
 Exosporium, Lk. 426.
 Exosporium, Lk. 425.
 Exostemma, DC. 245.
 Exostyles, Schott. 157.
 Eyselia, Neck. 250.
 Eyselia, Rchb. 259.
 Eysenhardtia, H. B. K. 156.
 Faba, DC. 156.
 FABACEA, JUSS. 148.
 Fabago, Tourn. 134.
 Fabiana, R. et P. 296.
 Fabricia, Gaertn. 45.
 Fabricia, Adans. 276.
 Fabricia, Thunb. 329.
 Fabricia, Scop. 156. -
 Fabronia, Raddi, 411.
 Facelis, Cass. 263.
 Facelideae, Less. 263.
 Fagara, L. 136.
 Fagelia, Neck. 156.
 Fagonia, L. 134.
 Fagopyrum, Gaertn. 212.
 Fagraea, Thunb. 306.
 Fagus, L. 171.
 Falcata, Gmel. 156.
 Falcaria, Riv. 23.
 Falcatula, Brot. 155.
 Falkia, L. 230.
 Farinaria, Sowerb. 426.
 Faramea, Aubl. 246.
 Fasciola, Dumort. 414.
 Faujasia, Cass. 261.
 Faustula, Cass. 260.
 Farsetia, Turr. 60.
 Fatia, DC. 101.
 Fatoua, G. 178.
 Fatraea, Juss. 39.
 Favonium, Gaertn. 261.
 Favolus, P. B. 424.
 Feea, Bory, 401.
 Fedia, Moench. 266.
 Fegatella, Raddi, 414.
 Felicia, Cass. 256.
 Felicia, Less. 256.
 Felicianea, A. St. H. 45.
 Fenzlia, Bentham, 232.
 Fenzlia, Endl. 41.
 Ferdinanda, Lag. 258.

- Fereiria, Velloz. 305.
Fereiria, Vand. 245.
 Ferdinandusa, Pohl. 283.
 Fernandezia, R. et P. 340.
 Fernelia, Comm. 245.
 Feronia, Corr. 106.
 Ferraria, Linn. 333.
Ferreola, Roxb. 227.
 Ferula, Tourn. 24.
Ferulago, Koch. 24.
 Festuca, L. 383.
 Feuillea, L. 52.
Fibigia, Kōl. 381.
Fibigia, Med. 60.
Fibraurea, Lour. 216.
Fibrillaria, Pers. 424.
 Ficaria, Dill. 7.
 Ficeae, G. 178.
 Fichtea, Sch. App.
 Ficinia, Schrad. 385.
 FicoiDE-fi, Juss. 56.
 Ficus, L. 178.
Fieldia, Gaud. 340.
Fieldia, A. Cunn. 283.
 Figanea, Viv. 134.
Filago, Willd. 257.
 Filago, L. 260.
 Filiceae, Brid. 411.
 FiHaea, G. et P. 157.
 Fimbriaria, N. ab E. 414.
 Fimbriaria, A. St. H. 122.
Fimbrillaria, Cass. 257.
 Fingerhuthia, N. ab E. 380.
 Fimbristylis, Vahl. 385.
 Finlaysonia, Wall. 305.
 Firmiana, Mart. 95.
Fischera, DC. 305.
 Fischera, Swz. 221.
Fischera, Lag. 23.
 Fissilia, Comm. 33.
 Fissidens, Hedw. 411.
Fissurina, Fe^ce, 430.
Fistularia, Grev. 436.
 Fistulina, Bull. 424.
Flabellaria, Lamour. 436.
 Flacourtia, L'Her. 70.
 FLACOURTIANE[^], Rich. 70.
 Flagellaria, L. 357.
 Flammula, Fr. 424.
 Flaveria, Juss. 258.
 Flaviflorae, N. ab E. 202.
 Flemingia, Roxb. 156.
 Fleurya, G. 177.
 Flindersia, R. Br. 104.
Floccaria, Grev. 425.
 Fiorestina, Cass. 259.
 Flörkea, W. 143.
FCorkea, Spr. 238.
 Floscopa, Lour. 438.
 Flotovia, Spr. 262.
 Flourensia, DC. 258.
 Fliiggea, W. 116.
Floggea, Rich. 354.
Fluviulis, Pers. 367.
 FLUVIALES, Rich. 366.
 Foeniculum, Adans. 24.
 Foetidia, Commers. 46.
 Fontanesia, Lab. 308.
Fontinalis, L. 411.
F&restiera, Poir. 178.
 Forgesia, Comm. 28.
Fornicium, Cass. 262.
Forrestia, Rafin. 108.
 Forskahlea, L. 177.
 Forstera, L. 241.
Forsteronia, Mey. 301.
Forsythia, Walt. 47.
 Forsythia, Vahl. 309.
 Fothergilla, L. 49.
Fothergilla, Aubl. 42.
 Fothergilleae, DC. 49.
 Fourcroya, Vent. 329.
Fougeria, Mcench. 257.
 Fougerouxia, DC. 257.
 Fouquiera, DC. 118.
 FOUQUIERACEJE, DC. 118.,
Foveolaria, R. et P. App.
 Fragaria, L. 145.
Fragariaceae, Rich. 145.
 Fragillaria, Lyngb. 437.
Fragosa, R. et P. App.
 Franciscea, Pohl. 292.
 Franeoa, Cav. 33.
 FRANCoACEiE, A. de Juss. 33.
 Francoeuria, Cass. 257.
Frangula, Tourn. 108.
 Frankenia, L. 67.
 FRANKENIACEA:, A. St. H. 67.
 Franklandia, R. Br. 200.
 Franseria, Cav. 258.
 Frasera, Michx. 298.
 Fraunhoferia, Mart. 119.
 Fraxineae, Mart. 307.
Fraxinella, Tourn. 133.
 Fraxinelleae, Nees. 130.
 Fraxinus, L. 308.
Frenela, Mirb. 316.
 Freirea, G. 177.
 Freziera, Swz. 80.
 Frenesia, DC. 256.
 Freycinetia, Gaud. 362.
FHedlandia, Cham. 101.
 Friedericia, Mart. 283.
 Friesia, Spr. 116.
 Friesia, DC. 97.
 Fritillaria, Linn. 353.
 Fritzschia, Cham. 42.
Froelichia, Juss. 246.
 Frustulia, Ag. 437.
 Fuchsia, PI. 36.
 Fuchsiae, DC. 36.
 Fucus, L. 436.
Fugosia, Juss. 97.
 Fuirena, Rottb. 385.
 Fulcaldea, Poir. 262.
Fuligo, Pers. 425.
 Fullartonia, DC. 256.
 Fumago, Pers. 430.
 Fumaria, L. 10.
 FUMARIACEE, DC 9.
 Funaria, L. 411.
 Funkia, Spr. 353.
 FUNGI, JUSS. 419.
Furcaria, Desv. 401.
 Furcellaria, Lamour. 436.
 Fusanus, L. 193.
 Fusarium, Lk. 425.
 Fusidým, Fr. 426.
Fusidium, Nees. 426.
 Fusisporium, Lk. 426.
Gabertia, Gaud. 340.
 Gaertnera, Lam. 306.
Gartnera, Retz. 239.
Gtertnera, Schreb. 122.
 Gagea, Salisb. 353.
 Gagnebina, Neck. 157.
 Gahnia, Forst. 385.
 Gaiadendron, G. Don, 50.
Gaillona, Bonnem. 436.
Gaillonella, Bory, 437.
 Gaillardia, Fougeroux, 259.
 Gaillonia, A. Rich. 246.
Gaissenia, Raf. 7.
 Galacineffi, Don, 33.
 Galactia, P. Br. 156.
 Galactites, Mcench. 262.
 Galactodendron, Kunth. 178.
 Galanthus, Linn. 329.
Galardia, Lam. 259.
Galarrhceus, Haw. 117.
Galasia, Cass. 263.
Galatea, Cass. 256.
 Galatella, Cass. 256.
 Galax, L. 219.
 Galaxia, Thunb. 333.
 Galbanum, Don, 24.
 Galeana, Lallav. 264.
 Galeandra, Lindl. 340.
Galaria, Presl. 156.
Galedupa, Lam. 156.
 Galega, Tdurn. 156.
 Galenia, L. 209.
Galeobdolon, Huds. 277.
Galeola, Lour. 341.
 Galeopsis, L. 277.
 Galera, Bl. 341.
 Galera, Fr. 424.
 GALIACEA, 249.
 Galinsoga, R. et P. 259.
Galinsoga, H. B. K. 259.
 Galipea, Aubl. 133.
 Galium, Tourn. 250.
 Galophthalmum, N. et M. 264
 Galopina, Thunb. 246.
 Galorrhoeus, Fr. 424.
 Galphimia, Cav. 122.
Galmus, Spreng. 117.
Galvania, Velloz. 246.
 Galvesia, Juss. 292.
Galvesia, R. et P. 136.
 Gamolepis, Less. 259.
 Ganitrus, Gaertn. 97.
Ganymede, Haw. 329.
Gurciana, Lour. 358.
 Garcia, Vahl. 117.
 Garcinia, Linn. 75.
 Gardneria, Wall. 306
 Gardenia, Ellis, 245.
 Gardoquia, R. P. 277.
 Garidella, L. 7.

- Garuleum, Nees, 256.
 Garuja, Roxb. 111.
 Garrya, Dougl. 173.
 XJARRYACEJE, Lindl. 173
 Gasteria, Haw. 354.
 Gasteromyci, Grev. 419.
 Castonia, Comm. 25.
Gastrochilus, Don, 340.
Gastrochilus, Wall. 234.
Gastridium, P. de B. 380.
Gastrocarpha, Don, 263.
Gastroglottis, Bl. 339.
Gastrodia, R. Br. 341.
Gastrolobium, R. Br. 155.
Gastromeria, Don, 292.
Gastronema, Herb. 329.
Gattenhofia, Neck, 259.
 Gatyona, Cass. 263.
Gaudichaudia, H. B. K. 122.
Gaudinia, P. de B. 382.
Gaudinia, Gay. 210.
Gaultheria, L. 221.
 Gaura, L. 36.
Gauridium, Spach. App.
Gausapia, Fr. 430.
Gavilea, Pop p. 341.
Gay a, Spreng. 95.
Gaya, Gaud. 24.
Gay a, Kunth. 97.
Gaylussacia, H. B. K. 222.
Gayophytum, A. de J. 36.
Gayania, Gaertn. 261.
 Geaster, Mich. 425.
 Geblera, F. et M. 116.
 Geeria, Blume, 80.
Geigera, Griss. 257.
Geissodia, Vent. 429.
Geissaspis W. et A. 156.
 Geissois, Lab. 81.
Geissorrhiza, Ker. 333.
Gela, Lour. 133.
Geissoloma, Lindl. 204.
Geissomeria, Lindl. 285.
Gelonium, Gaertn. 82.
Geitonoplesium, Cunn. 354.
Gelidium, Lamour. 436.
Gelonium, Roxb. 117.
Gelsemium, Juss. 282.
Gemella, Lour. 82.
Geminella, Turp. 437.
Gemmularia, Raf. 425.
Gendarussa, N. ab E. 285.
Genesiphylla, L'Her. 116.
Genetyllis, DC. 45.
Genipa, Plum. 245.
Geniosporum, Wall. 276.
Geniostoma, Forst. 306.
Genipella, Rich. 246.
Genista, Lam. 155.
Genlisia, Rchb. 333.
Genoplesium, R. Br. 341.
Gentiana, L. 298.
Gentianella, Col. 298.
 GENTIANEJE, JUSS. 296.
Geochorda, Cham. 292.
Geocalyx, N. ab E. 414.
Geodorum, Jackson, 340.
Geoffroya, Jacq. 157.
Geoglossum, Pers. 424.
Geonoma, Willd. 346.
Georchis, Lindl. 341.
Geophila, Don, 246.
Georgia, Spreng. 257.
Georgina, Willd. 257.
 GERANIACEJE, DC. 137.
Geranium, Linn. 138.
Gerardia, L. 292.
Gerbera, Gron. 262.
Gerbera, Lour. 243.
Germanea, Lam. 276.
Gerontogea, Cham. 246.
Geruma, Forsk. 31.
Geropogon, L. 263.
Geryonia, Haw. 163.
Gesnera, L. 287.
 GESNERIEA, Rich. 286.
Gesnouinia, G. 177.
Gethyllis, Linn. 329.
Gethyra, Salisb. 324.
Getonia, Roxb. 39.
Geunsia, Bl. 278.
 Geum, Linn. 145.
Geyera, Schott. 133.
Ghinia, Sw. 278.
Gibbera, Fr. 424.
Gifola, Cass. 260.
Gigalobium, P. Brown, 157.
Gigartina, Laror. 436.
Gillenia, Monch. 145.
Gilia, R. P. 233.
Gilibertia, Gmel. 103.
Gilibertia, R. P. 25.
Gilliesia, Lindl. 351.
 GILLIESIEJE, Lindl. 348.
Gimbanga, Bl. 346.
Gimbernatia, R. P. 39.
Ginginsia, DC. 128.
Gingko, Thunb. 317.
Ginnania, Scop. 157.
Ginoria, Jacq. 101.
Girodella, Gaill. 437.
Girardinia, G. 177.
Gisekia, Linn. 210.
Gisopteris, Bernh. 402.
Githago, Desf. 125.
Gladiolus, Linn. 333.
Glandularia, Gmel. 278.
Glandulifolia, Wendl. 133.
Glaphyria, Jack. 45.
Glaucium, Tourn. 9.
Glaux, L. 224.
Glebionis, Cass. 259.
Glechoma, L. 277.
Glechon, Spreng. 277.
Gleichenia, Sm. 401.
 GLEICHENEJE, R. Br. 401.
Gleditschia, Linn. 157.
Glinus, L. 56.
Gliotrichum, Eschw. 426.
Globba, L. 324.
Globularia, Linn. 268.
 GLOBULARINEA, DC. 268.
Globulea, Haw. 164.
Glochidium, Forst. 116.
Glochidionopsis, Bl. 116.
Gloionema, Ag. 437.
Gloiodyction, Ag. 437.
Glomera, Bl. 340.
Glonium, Muhl. 424.
Gloriosa, L. 353.
Glosocomia, Don, 238.
Glossanthus, Klein. 283.
Glossarhen, Martius, 64.
Glossaspis, Lindl. 340.
Glossocarya, Wall. 278.
Glossocardia, Cass. 258.
Glossodia, R. Br. 341.
Glossogyne, Cass. 258.
Glossoma, Schreb. 49.
Glossopetalum, Schreb. 108.
Glossostemon, Desf. 95.
Glossospermum, Wall. 95.
Glossostyles, Cham. 292.
Glossula, Lindl. 340.
Glottidium, Desv. 156.
Gloxinia, L'Herit. 287.
Gluta, L. 168.
 Glyce, Lindl. 60.
Glyceria, Nutt. 23.
Glyceria, R. Br. 383.
Glycosmis, Corr. 106.
Glycine, Linn. 156.
Glycine, Nutt. 156.
Glycyrrhiza, L. 156.
Glyphia, Cass. 264.
Glyphis, Ach. 430.
Glyphomitron, Brid. 410.
Glyptospermat, Vent. 19.
Gmelina, L. 278.
Gnaphalium, L. 260.
Gnaphalium, Tourn. 259.
Gnaphalium, Vail. 257.
Gnaphalodes, Tourn. 257.
Gnemon, Rumf. 312.
Gnephosis, Cass. 260.
 GNETACEJE, Lindl. 311.
Gnetum, L. 312.
Gochnatia, H. B. K. 262.
Godetia, Spach. App.
Godoya, R. et P. 78.
Godinella, Lestib. 224.
Goethea, Nees, 95.
Goetzea, Wydl. 227.
Goldbachia, Fr. 379.
Goldbachia, DC. 60.
Goldfussia, N. ab E. 285.
Golmannia, Leh. 275.
Gomara, R. et P. 292.
Gomara, Adans. 164.
Gomezia, R. Br. 340.
Gomezia, Lallav. 264.
Gomozia, Mut. 246.
Gomortega, R. P. 202.
Gommia, Lour. 117.
Gomopandra, Wall. 33.
Gomphia, Schreb. 129.
Gomphocarpus, Br. 305.
Gompholobium, Sm. 155.
Gomphonema, Ag. 437.
Gomphora, Fr. 424.
Gomphostemma, Wall. 277.

- (Joinphrena, L. 208.
 Gomphus, Fr. 424.
 Uongylanthus, N. ab £. 414.
 Gomutus, Rumph. 346.
 Gonatocarpus, V. 37.
 Gongora, R. et P. 340.
 Gongylocarpus, Schlecht. 37.
 Goniospora, Pers. 425.
 Goniocheton, Blume, 103.
 Goniosporium, Lk. 426.
 Goniostemma, Wall. 305.
 Goniocarpus, Thunb. 37.
 Goniocaulon, Cass. 262.
 Gonocarpus, Hamilt. 39.
 Gonocephalus, Bl. 178.
 Gonogona, Link. 341.
 Gonospermum, Less, 260.
 Gonothea, Bl. 246.
 Gonolobus, Rich. 305.
 Gonus, Lour.? 136.
 Gonyanthes, Bl. 392.
 Gonyanthes, B. 1.331.
 Gonycladon, Lk.
 Gonostemon, Haw. 305.
 Gonytrichum, Nees, 425.
 Gonzalagunia, R. et P. 246.
 Gonzalea, Pers. 246.
 Goodenia, Sm. 242.
 GOODENIACEA:, 241.
 Goodenoviae, Brown, 241.
 Goodia, Salisb. 155.
 Goodyera, R. Br. 341.
 Gordonia, Ellis, 80.
 Gorinkia, Presl. 60.
 Gorteria, L. 26 L.
 Gossampinus, Hamilt. 95.
 Gossypium, L. 97.
 Gothofreda, Vent. 305.
 Gouania, L. 108.
 Gouffea, Rob. et Cast. 126.
 Gaupia, Aubl. 108.
 Gourliea, H. et A. 157.
 Govenia, Lindl. 340.
 Grabowskia, Schlecht. 295.
 Gracilaria, Grev. 436.
 Grammatophyllum, Bl. 340.
 Gramia, Hook. 259.
 Graffenriedia, DC. 42.
 Grahamia, Hook. 124.
 GRAMINEA:, R. Br. 369.
 Grammatocarpus, Presl. 53.
 Grammanthes, DC. 164.
 Grammica, Lour. 230.
 Grammitis, Swz. 401.
 Grammita, Bonnem, 436.
 Grammarthron, Cass. 261.
 Grammosciadium, DC. 24.
 Granateae, D. Don, 43.
 Grangeria, Comm. 159.
 Grangea, Adans. 257.
 Granularia, Willd. 425.
 Graniferae, Agardh. 319.
 Graphephorum, Desv. 382.
 Graphiola, Chevall.
 Graphis, Ach. 430.
 Grateloupella, Bory. 4J6.
 <*ra<stidium, Bl. 310.
- Gratophyllum, N. ab £. 285.
 Grateloupia, Ag. 436.
 Gravenhorstia, N. ab E. 28.
 Gratiola, L. 292.
 Green ea, W. et A. 245.
 Graumullera, Rchb. 367.
 Greggia, Gsertn. 45.
 Grevillea, R. Br. 200.
 Grevillea, Beck. 411.
 Gregoria, Duby, 324.
 Grewia, Juss. 99.
 Grias, L. 45.
 Grielum, Linn. 145.
 Grieleae, Sweet. 145.
 Griffinia, Ker. 329.
 Griffithsia, Ag. 436.
 Griffithia, W. et A. 245.
 Grimaldia, Raddi, 414.
 Grimaldia, Schranck. 157.
 Grimmia, Hedw. 410.
 Grindelia, W. 256.
 Griselinia, Neck. 157.
 Griselinia, Forst. App.
 Grislea, L. 101.
 Grobya, Lindl. 340.
 Grona, Lour. 156.
 Gronovia, L. 53.
 Groutia, Guillem. 33.
 GROSS ULACEZE, DC. 26.
 Grossularia, Tourn. 27.
 Grubbia, Berg. 193.
 Gruhlmannia, Neck. 246.
 Grumillea, Gaertn. 246.
 Guaiacanae, Juss. 226.
 Guaiacum, L. 134.
 Guajava, Tourn. 45.
 Guapurium, Juss. 45.
 Guarea, Linn. 103.
 Guardiola, H. B. K. 258.
 Guariruma, Cass. 262.
 Guatteria, R. et P. 19.
 Guazuma, Plum. 95.
 Guentheria, Trev. 414.
 Guepinia, Fr. 424.
 Guepinia, Bast. 60.
 Guettarda, Vent. 246.
 Guevina, Molina, 200.
 Guichenatia, Gay. 95.
 Guidonia, Plum. 103.
 Guiera, Juss. 39.
 Guilandina, Juss. 157.
 Guildingia, Hook. 41.
 Guillemina, H. B. K. 213.
 Guillemina, Neck. 49.
 Guillimia, Rottl. 16.
 Guindilia, Gill. 133.
 Guion, Cav. 82.
 Guizotia, Cass. 258.
 Gildenstzedtia, Fisch. 156.
 Gulielma, Mart. 346.
 Gumillaea, R. P. 162.
 Gundelia, Tourn. 255.
 Gundelsheimera, Cass. 255.
 Gunnera, L. 178.
 Gunnia, Lindl. 340.
 Gunthrm, Andrz. 60.
 Gu&miinnia, R. et P. 334.
- Gussonea, A. Rich. 340.
 Gussonea, Presl. 385.
 Gussonia, Spr. 117.
 Gustavia, L. 46.
 GUTTIFERJE, JUSS. 74.
 Guttierrezia, Lag. 259.
 Guzmannia, R. et P. 334.
 Gwillimia, Rottl. 16.
 Gyas, Salisb. 340.
 Gyalecta, Ach. 429.
 Gymnacanthus, N. ab E. 285.
 Gymnadenia, R. Br. 340.
 Gymnandra, Pall. 292.
 Gymnanthera, R. Br. 305.
 Gymnanthemum, Cass. 255.
 Gymnanthes, Swz. 117.
 Gymnarrhena, Desf. 257.
 Gymnema, Br. 305.
 Gymnobalanus, N. 'et M. 202.
 Gymnocarpum, Forsk. 128.
 Gymnocline, Cass. 259.
 Gymnocephalus, Schw. 411.
 Gymnocladus, Lam. 157.
 Gymnocoronisi DC. 255.
 Gymnochcrna, Rchb. 260.
 Gymnodiscus, Less. 261.
 Gymnogongrus, Mart. 436.
 Gymnogramma, Dcsv. 401.
 Gymnogynum, Beauv. 404.
 Gymnoloma, H.B.K. 258.
 Gymnoloma, Ker. 258.
 Gymnomitria, N. ab E. 414.
 Gymnopsis, DC. 258.
 Gymnosiphon, Bl. 331.
 Gymnosphaera, Bl. 401.
 Gymnopogon, P. de B. 381.
 Gymnosperma, Less. 256.
 Gymnostachyum, N. ab E. 285.
 Gymnostachys, R. Br. 365.
 Gymnostemma, Bl. 216.
 Gymnostichum, Schreb. 382.
 Gymnoscyphus, Corda, 414.
 Gymnosporangium, DC. 426.
 Gymnostephium, Less. 256.
 Gymnostyles, Juss. 260.
 Gymnostomum, Hedw. 410.
 Gymnothrix, P. de B. 379.
 Gynandropsis, DC. 62.
 Gynandropsis, DC. 41.
 Gynanthistrophe, Poit. 157.
 Gynapteinia, Bl. 25.
 Gyneheteria, Willd. 257.
 Gynesium, H. et K. 38.
 Gynema, Raf. 257.
 Gynestum, Poit. 346.
 Gyneteria, W. 257.
 Gynocardia, Roxb. 70.
 Gynocephalus, Blume, 178.
 Gynochtodcs, Bl. 246.
 Gynoon, Ad. Juss. 116.
 Gynopogon, Forst. 302.
 Gynopleura, Cav. 71.
 Gynopachys, Blume, 245.
 Gynoxys, Cass. 261.
 Gynura, Cass. 261.
 Gypsocallis, Salisb. 221.
 Gynotroches, Bluinc, 7'».

- Gypsophila*, L. 125.
Gyrinops, Gaertn. 197.
Gyrocarpus, Jacq. 202.
Gyrocephalus, Pers. 424.
Gyrodon, Opal. App.
Gyropodium, Hitchk. 425.
Gyrostachys, Pers. 341.
Gyromia, Nutt. App.
Gyrostemon, Desf. 117.
Gyrophora, Ach. 430.
Gyrotheca, Salisb. 330.
Gyrostomum, Fr. 430.
Grytonanthus, Rafin. 266.
- Habenaria*, W. 340.
Haberlea, Friwald. 285.
Hablizia, M. B. 209.
Habranthus, Herb. 329.
Habzelia, DC. 19.
Hacquetia, Neck. 23.
Hacub, Vaill. 255.
Haemaria, Lindl. 341.
Haemadyction, Lindl. 301.
Haemaetospermifm, Wall. 116.
Haemanthus, L. 329.
Haematoxylon, Linn. 157.
Haematostrobilus, S. et f. 392,
 HJEMODORACK/E, R. Br. 330.
Haemodorum, Sm. 330.
Hcenkea, Salisb. 124.
Hanke, R. et P. 50, 119.
Hcenkea, Schmidt. 133.
Haematococcus, Ag. 437.
Hagtea, YeTit. 128.
Hagenbachia, Nees, 355.
Hagenia, Lam. 438.
Hakea, Schrad. 200.
Halenia, Borkh. 298.
Halesia, L. 246.
Halesia, P. Br. 246.
Halesiaceae, Don, 227.
Halgania, Gaud. 138.
Halianthus, Fries. 126.
Halidrys, Lyngh. 436.
Halimocnemis, Mey. 209.
Halimodendron, Fisch. 156.
Halimus, Rchb. 209.
Haliseris, Ag. 436.
Halleria, L. 292.
Halleria, L. 228.
Halleriaceae, Link. 288.
Hallia, St. Hil. 156.
Hallia, Thunb. 155.
Halocnemon, M. Bieb. 209.
Halodendron, DC. 156.
Halodendrum, Pet. Th. 110.
Halogeton, Mey. 209.
Halophila, Pet. Th. 367.
 HALORAGEJE, Brown, 37.
Haloragis, Forst. 37.
Haloschoenus, Nees, 385.
Halymenia, Ag. 436.
Hamadryas, Comm. 7.
 HAMAMELIDEJE, R. Br. 48.
Hamamelis, L. 49.
Hamatocaulis, Tausch. 24.
Hambcrgora, Scop. 39.
- Hambergia*, Neck. 39,
Hcemacarpus, Noron. 78.
Hamelia, Jacq. 246.
Hamelieae, A. R. 246.
Hamiltonia, Roxb. 246.
Hamiltonia, W. 193.
Hamulium, Cass. 258.
Hancornia, Gomez. 361.
Hapalanthus, Jacq. 354.
Hapalosia, Wall. 128.
Hapalostephium, Don, 264.
Haplachne, Presl. 379.
Haplaria, Lk. 425.
Haplocarpha, Less. 261.
Haplanthus, N. ab E. 285.
Haplotrichum, Lk. 426.
Haplostephium, Mart. 255.
Haplostylis, Nees, 385.
Haplophymenium, Schw. 411,
Haplomitrium, N. ab E. 414.
Hardwickia, Roxb. 157.
Hariota, Adans. 54.
Hartnodia, Don, 262.
Haronga, Pet. Th. 78.
Harongana, Lam. 78.
Harpalium, Cass. 258.
Harpalyce, DC. 157.
Harpalyce, Don, 263.
Harpanthus, N. ab E. 414.
Harpechloa, Kth. 381.
Harrachia, Jacq. 285.
Harrisonia, R. Br. 130, 83.
Harrisonia, Neck. 261.
Harrisonia, Hook. 305.
Hartighsea, Ad. J. 103.
Hartmannia, DC 259.
Hartmannia, Spach. App.
Hartogia, Thunb. 229.
Hartogia, Berg. 133.
Hartwegia, Goethe, 354.
Hasselquistia, L. 24.
Hasseltia, H. B. K. 100.
Hasseltia, Bl. 302.
Hastingia, Sm. 277.
Haworthia, Salm. 354.
Hauya, Moc. et Sess. 36.
Havetia, H. et B. 75.
Haylockia, Herb. 329.
Haynea, VJ. 255.
Haynea, Schum. 177.
Hebanthe, Mart. 208.
Hebe, Juss. 292.
Hebeandra, Bonpl. 86.
Hebeclinium, DC. 256.
He&elia, Gmel. 348.
Hebeloma, Fr. 424.
Hebenstreitia, L. 279.
Hecate, Pet. Th. App.
Hecaton, Lour. 7.
Hectorea, DC. 255.
Hecubaca, DC. 259.
Hedeoma, Pers. 277.
Hedera, Swartz. 25.
Hedwigia, Swz. 111.
Hedycarpus, Jack. 82.
Hedycaria, Forst. 178.
Hedychium, Kon. 324.
- Hedycra*, Schreb. 159.
Hedyosmum, Swz. 184.
Hedyotis, L. 245.
Hedypnois, Tourn. 263.
Hedysarum, Linn. 156.
Heimia, Link. 101.
Heinzia, Scop. 157.
Heinsia, DC. 245.
Heisteria, L. 33.
Heisteria, Berg. 86,
Helenia, L. 259.
Helenium, L. 259.
Heleastrum, DC. 256.
Heleocharis, Lestib.
Heleochloa, Host. 380.
Heleogiton, Link. 385.
Helia, Mart. 298.
Heliantheae, Less. 258.
Helianthemum, Tourn. 91.
Helianthus, L. 258.
Helicanthera, Lour. App.
Helichroa, Raf. 258.
Helicophyllum, Brid. 410.
Helichrysum, Less. 360.
Heliconia, Linn. 327.
Helicia, Lour. 200.
Helicodontium, Schw. 411.
Helicta, Less. 259.
Helicta, Cass. 258.
Helicosporium, Nees, 425.
Helicotrichum, Nees, 425.
Helicteres, L. 95.
Heliocarpus, Linn. 99.
Heliophila, Linn. 60.
Heliophthalmum, Raf. 264.
Heliophthalmum, Raf. 258.
Heliopsis, Pers. 258.
Heliotropiceae, Mart. 273.
Heliotropium, L. 273.
Helipterum, DC. 260.
Helittophyllum, Bl. 200.
Hellebores, DC. 7.
Helleborine, Pers. 341.
Helleborus, L. 7.
Hellenia, W. 324.
Helleria, Martius, 104.
Helminthia, Juss. 263.
Helminthora, Fr. 437.
Helminthotheca, Vaill. 263.
Helminthosporium, Lk. 425.
Helminthostachys, Kaulf. 402.
- Helmisporium*, Lk. 425.
Helonias, Linn. 348.
Helophyton, Eckl. App.
Helopus, Fr. 378.
Helopodium, DC. 429.
Helosciadium, Koch. 23.
Helosis, Rich. 393.
Helosiese, Endl. 393.
Helospora, Jack. 245.
Helotium, Tod. 424.
Helvella, L. 424.
Helwingia, Willd. 193.
Helygia, Bl. 302.
Helxine, Requier. 177.
Hemarthria, R. Br. 379.

- Hemerocallis*, Linn. 353.
Hemesotria, Raf. 206.
Hemidelphis, N. ab E. 285.
Hemicarpha, Nees, 385.
Hemiandra, R. Br. 277.
Hemianthus, Nutt. 292.
Hemichliza, Schrad. 385.
Hemichroa, R. Br. 209.
Hemiciidia, R. Br. 200.
Hemichoriste, N. ab E. 285.
Hemidesmus, R. Br. 305.
Hemicycla, W. et A. 117.
Hemigenia, R. Br. 277.
Hemimeris, L. 292.
Hemionitis, L. 401.
Hemipilia, Lindl. 340.
Heraiphragma, Willd. 292.
Hemisacris, Steud. 382.
Hemistemma, Juss. 21.
Hemispadon, Endl. 156.
Hemizonia, DC. 259.
Hemisynapsium, Brid. 411.
Hemitelesia, R. Br. App.
Hemiprichia, Ehrh. 117.
Henanthus, Less. 257.
Henckelia, Schl. 283.
Hendecandra, Eschsch. 117.
Henriettea, DC. 42.
Henselera, Lag. 24.
Henslovia, Wall. 174.
Hentschelia, Presl. 19.
Henricia, Cass. 256.
HENSLOVIAEAE, Lindl. 73.
Hepatica, Dill. 6.
Hepatospermum, Wall. 52.
Heptaca, Lour. App.
Heracantha, Best. 261.
Heracantha, Link. 262.
Hepetis, Swz. 334.
Heracleum, L. 24.
Herbertia, Swt. 333.
HEPATICAE, JUSS. 412.
Hercospora, Fr. 424.
Herculea, Fr. 425.
Hericum, Fr. 424.
Hericum, Pers. 424.
Heritiera, Ait. 95.
Heritiera, Mchx. 330.
Heritiera, Schrank. 34.
Hermannia, Linn. 95.
Hermanniaceae, Juss. 92, 95.
Hennas, L. 24.
Hermesia, Bonpl. 117.
Herminium, R. Br. 340.
Herminiera, G. et P. 156.
Hermione, Salisb. 329.
Hermodactylus, Tourn. 333.
Hermodactylum, R. Br. 348.
Hermupoa, L'cefl. 62.
HERNANDIEA, Bl. 195.
Hernandia, Linn. 196.
Hemiariae, Cat Hort. Par. 127.
Herniaria, L. 128.
Herotium, Bl. 260.
Herpestes, Grctn. 292.
Herpetium, N. ab Ji. 414.
Herpotrichum, Fr. 430.
Herpysma, Lindl. 341.
Herrera, Adans. 246.
Herreria, R. P. 354.
Herschellia, Bowd. 295.
Hertia, Less. 261.
Hesiodia, Moench, 277.
Hesperideae, App.
Hesperantha, Ker. 333.
Hesperoscordum, Lindl. 353.
Hessea, Berg. 329.
Hessea, Herb. 329.
Hesperidopsis, DC. 60.
Hesperis, L. 60.
Heteracia, F. et Mey. 264.
Heteractis, DC. 261.
Heteranthesis, Schott. 259.
Heteranthera, P. de B. 347.
Heteranthia, Nees, 292.
Heterocarpella, Turp. 437.
Heterolophus, Cass. 262.
Heterolepis, Cass. 261.
Heterocoma, DC. 255.
Heterochroa, Bge. 126.
Heteromorpha, Cass. 261.
Heterogeron, DC. 256.
Heterodendron, Desf. 142.
Heteroloma, Desv. 156.
Heteromorpha, Cham. 24.
Heteronoma, DC. 42.
Heteropappus, Less. 256.
Heteropogon, Pers. 379.
Heteropteris, H.B. K. 122.
Heterosciadium, DC. 23.
Heterosperma, 258.
Heterospennum, Willd. 258.
Heterosphaeria, Grev. 424.
Heterostega, Desv. 381.
Heterostemon, Desf. App.
Heterostemon, Desf. App.
Heterostemon, W. et A. 305.
Heterostemon, Nutt. 36, App.
Heterothalamus, Less. 256.
Heterotheca, Cass. 216.
Heterotoma, Zucc. 236.
Heterotrichum, DC. 42.
Heterotrichum, Bieb. 261.
Heterotropa, Morren. 206.
Heterotaxis, Lindl. 340.
Heteryta, Raf. 233.
Heuchera, L. 163.
Heudelotia, Guill. 168.
Hevea, Aubl. 117.
Hexacntris, N. ab E. 285.
Hexactina, Willd. 245.
Hexadica, Lour. 117.
Hexaptera, Hook. 60.
Hexarrhena, Presl. 380.
Hexalobus, DC. 19.
Hexasepolum, Bartl. 24fi.
Hexisea, Lindl. 340.
Heylandia, DC. 155.
Heymassoli, Aubl. 33.
Heynea, Roxb. 103.
Hibbertia, Andr. 21.
Hibiscus, L. 97.
Hicorius, Rafin. 180.
Hieracium, L. 264.
Hidalgoa, Less. 258.
Hierochloa, Gmel. 378.
Higginsia, Pers. 245.
Hilaria, Kunth. 380.
Hildegardia, Endl. 95.
Hillia, Jacq. 245.
Hilsenbergia, Tausch. 278.
Himantia, Pers. 424.
Himanthalia, Lyngb. 436.
Himantoglossum, Spr. 340.
Himatanthus, Willd. 246.
Hingstha, Roxb. 259.
Hiorthia, Neck. 259.
Hippeastrum, Herb. 329.
Hippia, L. 260.
Hippia, Kunth. 260.
Hippion, Schm. 298.
Hippobroma, Don, 236.
Hippobromus, Eckl. App.
HIPPOCASTANEAE, Des. 84.
Hippocratea, Linn. 120.
Hippocrateaceae, Kunth. 120.
Hippocrepis, Linn. 156.
Hippomane, L. 117.
Hippomarathrum, L. 24.
Hippophae, L. 194.
Hipposeris, Cass. 262.
Hippotis, R. P. 245.
Hippurideae, Lk. 37.
Hippuris, L. 37.
Hiptage, Grctn. 122.
Hiptageae, DC. 122.
Hirneola, Fr. 424.
Hirea, Jacq. 122.
Hirpicium, Cass. 261.
Hirschfeldia, Moench. 60.
Hirculus, Tausch. 163.
Hirnelia, Cass. 260.
Hirtella, Linn. 159.
Hirtellina, Cass. 261.
Hübancha, Sparm. 393.
Hisingera, Hell. 117.
Hisutsua, DC. 259.
Hitchinia, W. et A. 305.
Ilitchenia, Wall. 324.
Hoarea, Swt. 138.
Hocquartia, Dumort. 206.
Haszelia, Neck. 157.
Hrsmocharis, Salisb. 80.
Hoffmannia, Swz. 245.
Hofftuannia, W. 404.
Hoffmanseggia, Cav. 157.
Hohenackeria, F. et M. App.
Hohenbergia, Schult. 334.
Hohenicartha, Vest. 262.
Hoitzia, Juss. 233.
Holarrhena, Br. 301.
Holboellia, Wall. 380.
Holbdllia, Wall. 216.
Holcus, L. 378.
Holigarna, Roxb. 168.
Holmskioldia, Retz. 277.
Hologamium, N. ab E. 379.
Hololachna, Ehr. 92.
Hololachna, DC. 255.
Hololachna, DC. 255.

- Holophyllum, DC. 255.
 Holophyllum, Less. 260.
 Holoregmia, N. ab E. 282.
 Hclostemma, R. Br. 305.
 Holosteum, L. 126.
 Holostigma, Don, 236.
Hedostigma, Spach. App.
 Holothrix, Rich. 340.
 HOMALINE^E, R. Br. 55.
 Homalium, Jacq. 55.
 Homalanthus, Bartl. 117.
Homalocenchrus, Poll. 381.
 Homalocarpus, Hook. 23.
 Homalomena, Schtt. 364.
 Homaeatherum, N. ab E. 379,
 Homaeochroma, DC. 256.
 Homaeocladia, Ag. 437.
 Homeria, Vent. 333.
 Homogyne, Cass. 256.
 Homoianthus, DC. 263.
 Homonoia, Lour. 117.
Homoplitis, Tr. 379.
 Homoranthus, A. Cunn. 45.
 Honkenya, W. 99.
 Honkenya, Ehr. 126.
 Hookeria, Sm. 411.
Hookia, Neck. 262.
Hoorebeckia, Mussch. 257.
 Hopea, L. 228.
 Hopea, Wall. 98.
Hopkirkia, Spr. 257.
 Hoplotheca, Nutt. 208.
Hoppea, Reich. 261.
Hoppea, Willd. 298.
 Hordeum, L. 382.
Horkdia, Rchb. 438.
 Horkelia, Schlecht. 145.
 Horminum, L. 277.
Horminum, Tourn. 277.
Harm iswtorn, Ehrenb. 426.
Hornemannia, W. 292.
Hornera, Neck. 156.
 Hornschuchia, Nees. 226.
 Hornstedtia, Retz. 324.
Horsfieldia, W. 16.
 Horsfieldia, Blume, 23.
Hortensia, Juss. 163.
 Hortia, Vand. 133.
 Hosackia, Benth. 156.
 Hoslundia, Vahl. 276.
 Hosta, Jacq. 278.
 Hosta, Tratt. 353.
Hosti'i, Willd. 305.
Hostia, Mcench. 263.
 Hoteia, Morr. 163.
 Hottonia, L. 224.
 Houstonia, L. 298.
 Houttuynia, Thunb. 185.
 Hovea, R. Br. 155.
 Hovenia, Thunb. 108.
 Hoya, R.Br. 305.
 Huanaca, Cav. 23.
 Huberia, DC. 42.
 Hudsonia, L. 91.
Hiuhoni, Robins, 39.
 Huernia, R.Br. 305.
 Huertia, R. et P. 168.
 Hufelandia, N. ab E. 201.
Hugelia, Reichenb. 23.
 Hugelia, Benth. 232.
 Hugonia, Linn. 90.
 HUGONIACE/E, Am. 89.
 Hugueinia, Rchb. 60.
 Humata, Cav. 401.
 H'umbertia, Lam. 231.
 Humboldtia, Vahl. 157.
 Humea, Sm. 260.
 HUMIRIACE/E, Ad. J. 104.
 Humirium, Mart. 104.
 Humulus, L. 177.
 Hunnemannia, Sweet. 9.
 Huntena, Roxb. 226, 301.
 Hura, L. 117.
 Hutchinsia, R. Br. 60.
Hutchinsia, Ag. 436.
Huttum, Adans. 46.
 Hyacinthinae, Link. 351.
 Hyacinthus, Linn. 353.
 Hyalis, Don, 264.
 Hyalolepis, DC. 260.
 Hyalostemma, Wall. 19.
 Hyaenanche, Lamb. 117.
Hybridella, Cass.'258.
 Hybanthera, Endl. 305.
 Hybanthus, Jacq. 64.
Hydatia, Tausch. 163.
 Hydncarpus, Gaertn. 70.
Hydnora, Th. 393.
 Hydnoophytum, Jack. 246.
 Hydnum.*L. 424.
 Hydrangea, L. 163.
 Hydrangea, DC. 163.
 Hydrastis, L. 6.
 Hydrantheium, H. B. K. 292.
Htjdrilla, Rich. 335.
Hydrocaryes, DC. 36.
 Hydrocerae, Blume, 138.
 Hydrocera, Bl. 139.
 HYDROCHARIDEJE, Brown,
 335.
 Hydrocharis, Linn. 335.
Hydroclathrus, Bory. 431.
 Hydrochloa, Link. 383.
 Hydrococcus, Kutz. 437.
 Hydrocleys, Rich. 355.
 Hydrocoryne, Schwab. 437.
 Hydrocotyle, Tourn. 23.
Hydrodictyonella, Gaill. 436.
 Hydrodictyon, Rth. 436.
Hydrogastrum, Desv. 436.
 Hydrogeton, Pers. 356.
Hyilroglossum, W. 402.
 Hydrolea, L. 235.
 HYDROLEACEJE, R. Br. 234.
 Hydrolia, Pet. Th. 235.
 Hydronemateae, Nees, 430.
 Hydromystria, Meyer. 3'>6.
 HYDROPELTIDE^:, DC. 13.
 Hydropeltis, Mx. 13.
 Hydrophora, Tode. 425.
 Hydrophyceae, Fries. 430.
 Hydrphyllax, L. f. 246.
 HYDROPHYLLIJE, Mart. 271.
 Hydrophyllum, L. 272.
 Hydrophyta, Lyngb. 430.
Hydropityon, Gaertn.
 Hydropyxis, Raf. 438.
Hydropogon, Brid. 410.
 Hydropterides, Willd. 404.
Hydrosolen, Mart. 436.
 Hydrostachys, Pet. 191.
 Hydrotriche, Zucc. 292.
 Hydrurus, Ag. 437.
 Hygrocrocis, Ag. 437.
 Hygrobieae, Rich. 37.
 Hygroryza, N. ab E. 380.
 Hygrophilese, N. ab E. 285.
 Hygrophila, R.Br. 285.
 Hylacium, Beauv. 246.
 Hylophila, Lindl. 341.
 Hymenaea, L. 157.
 Hymenachne, P. de B. 378.
Hylogyne, Salisb. 200.
 Hymenatherum, Cass. 259,
 Hymenantha, R. Br. 86.
 Hymcnanthus, Bl. 221.
 Hymenella, Fr. App.
 Hymenella, DC. 126.
 Hymenema, Grev. 436.
 Hymenidium, Lindl. 24.
 Hymenocallis, Herb. 329.
 Hymenocalyx, Zenk. App.
Hymenocarpiis, Savi. 155.
 Hymenocardia, Wall. 172.
Hymenocentron, Cass. 262.
 Hymenochaete, P. deB. 385.
 Hymenccrater, FL App.
 Hymenocystis, Mey. 401.
 Hymenodictyon, Wall. 245.
Hymenogyne, Haw. 56.
 Hymenolaena, A. et C. 24.
 Hymenolepis, Kaulf. 401.
 Hymenolepis, Cass. 260.
 Hymenomena, Cass. 263.
 Hymenopappus, L'Her. 259.
 Hymenophylleae, Endl. 401.
Hymenophallus, Nees, 425.
 Hymenophyllum, Sm. 401.
 Hymenophysa, Meyer, 60.
 Hymenopogon, Wall. 245.
 Hymenopyramis, Wall. 278.
Hymenospermum, Benth. 292.
Hymcnospron, Spreng. 156.
 Hymenostachys, Bory, 401.
 Hymenostomum, Brid. 410.
 Hymenostylium, Brid. 410.
Hymenothedum, Lag. App.
 Hymenoxys, Cass. 251).
 Hymenula, Fr. 424.
 Hyobanche, L. 288.
Hyophila, Brid. 410.
 Hyoscyamus, L. 295.
 Hyoscrideoe, Less. 263.
 Hyoseris, L. 263.
 Hyospathe, Mart. 346.
 Hypecoum, L. 10.
 Hypelate, Browne, 83.
 Hypenantron, Corda, 414.
Hyperanthera, W. 06.
 Hypericese, DC. 78.
 HYPERICJNEJE, DC. 77.

- Hypericoides, Adans. 78.
 Hypericum, Linn. 78.
 -Hyperrhiza, Fr. 425.
 Jlypha, Pers. 430.
 Hypphelia, Fr. 425.
 Hyphaene, Gaertn. 340.
 Hypholoma, Fr. 424.
Hyphydra, Schreb. 388.
 Hypnea, Lamour. 436.
 Hypneae, Am. 411.
 Hypnum, T. 411.
 Hypobathrum, Bl. 246.
 Hypocalyptus, Thunb. 155.
 Hypochnus, Ehrenb. 430.
 Hypochaena, Fr. 425.
 Hypochaeris, L. 263.
 Hypochaerideae, Less. 263.
Hypocistis, Tourn. 393.
 Hypocrea, Fr. 424.
 Hypocyrtia, Mart. 287.
 Hypodematium, Kze. 401.
Hypodermium, Lk. 426.
 Hypoderris, R. Br. 401.
 Hypodiscus, N. ab E. 387.
Hypodrome, DC. 424.
Hypodrys, Pers. 424.
Hypogteum, Pers. 423.
 Hypogynium, N. ab E. 379.
 Hypolytrae, Nees, 385.
 Hypcelytrum, Rich. 385.
 Hypolaena, R. Br. 387.
 Hypoestes, Sol. 285.
 Hypolepis, Pers. 393.
 Hypomyce, Fr. 424.
Hypopeltis, Mirb. 401.
 Hypopithys, Dill. 220.
 Hypoporum, Nees, 385.
Hypopterigium, Brid. 411.
 Hypospila, Fr. 424.
 Hypoxideae, R. Br. 328.
 Hypoxis, Linn. 329.
 Hypoxylon, Bull. 424.
 Hyptianthera, W. et A. 245.
 Hyptis, Jacq. 276.
 Hyssopus, L. 277.
 Hysteria, Reinwardt. 341.
 Hysterina, Ach. 430.
 Hysterium, Fr. 424.
Hysterophorus, Vaill. 258.
Hystrix, Moench. 382.

Iantha, Hook. 340.
Ibbetsonia, Sims. 155.
 Iberis, L. 60.
Ibidium, Salisb. 341.
 Icacina, Adr. Juss. 33.
Icacoren, Aubl. 225.
 Ichnanthus, P. de B. 378.
Ichthyosma, Schl. 394.
 Ichthyothere, Mart. 257.
 Icica, Aubl. 111.
 Ichnanthus, Beauv. 382. -
 Ichnocarpus, Br. 301.
Ichthyomethia, P. Br. 156.
 Icotorus, Rafin. 145.
t'todes, Big. 3fi4.
Wog Cass. 260.

Ignatiana, Lour. 301.
Ilea, Fr. 436.
 Ilex, Linn. 229.
 Illicineae, Brongn. 228.
 ILLECEBREJE, R. Br. 127.
 Illecebrese, Bart. 128.
 Ulecebrum, L. 128.
*Illiciea**, DC. 17.
 Illicium, L. 17.
 Illigera, Bl. 202.
 ILLIGEREJE, Bl. 202.
 Illosporium, Mart. 425.
Imaiophyllum, Hook. 329.
 Imbrttaria, Hoffm. 429.
 Imbricaria, Comm. 226.
Imbricaria, Sm. 45.
 Imhofia, Herb. 329.
 Impatiens, Riv. 139.
 Imperata, Cyrill. 379.
 Imperatoria, L. 24.
Imperialis, Juss. 353.
Impia, Bluf. et Fing. 260.
 Incarvillea, J. 283.
 Incillaria, Fr. 430.
 Indigofera, Linn. 156.
 Inga, Plum. 157.
 Ingenhousia, Moc. et Sesse. 97.
Ingenhouzia, Bert. 261.
Ingenhouzella, Gaill. 436.
 Inocarpus, Forst. 196.
 Inocybe, Fr. 424.
 Incederma, Kutz. 437.
 Inoloma, Fr. 424.
 Institale, Fr. 425.
 Intsia, Pet. Th. 157.
Intybellia, Cass. 263.
Intybus, Fries. 263.
 Inula, L. 257.
 Inulee, Cass. 257.
 Involucraria, Ser. 52.
 Iodes, Blume, 216.
 Ionopsidium, DC. App.
 Ionopsis, H. et K. 340.
 Iozosmene, N. ab E. 202.
 Iphiona, Cass. 257.
 Iphisia, W. et A. 305.
Ipo, Pers. 178.
Ipomeria, Nutt. 233.
 Ipomaea, Ch. 231.
Ipomop&is, Mx. 233.
 Ipsea, Lindl. 340.
 Iresine, W. 208.
 Iriarteia, R. P. 346.
 iRiDEiE, R. Br. 332.
 Iridea, Bory, 436.
 Irina, Blume, 82.
 Iris, Linn. 333.
 Irlbachia, Mart. 298.
Ironcana, Aubl. 65.
 Irpex, Fr. 424.
 Isachne, P. Br. 378.
 Isanthera, N. ab E. 292.
 Isanthus, Mx. 277.
Isanthus, Less. 262.
 Isaria, Pers. 425.
 Isatideae, DC. 60.
 Isatis, C. Bauh. 60.

 Ischsemum, P. de B. 379.
 Isertia, Schreb. 246.
 Isertieae, A. R. 246.
 Isidiigm, Ach. 429.
 Isidorea, A. Rich. 245.
Isika, Adans. 248.
 Isis, Tratt. 333.
Ismelia, Cass. 259.
 Ismene, Herb. 329.
 Isnardia, L. 36.
 Idbcarpha, R. Br. 255.
 Isochilus, R. Br. 340.
Isodon, Schrad. 276.
 Isoeteeae, Bartl. 403.
 Isoetes, L. 404.
 Isolepis, R. Br. 385.
Isonema, Cass. 255.
 Isonema, R. Br. 301.
 Isopetalum, Eckl. 138.
 Isophyllum, Hoffm. 24.
 Isoplexis, Lindl. 292.
 Isopogon, R. Br. 200.
 Isopteris, Wallr. 438.
 Isothecium, Brid. 411.
 Isopyrum, L. 7.
 Isostigma, Less. 258.
 Isora, Endl. 95.
 Isotoma, R. Br. 236.
 Isotypus, H. B. K. 262.
 Isthmia, Ag. 437.
 Itea, L. 28.
itea, Andr. 32.
 Iva, L. 258.
 Iveae, Cass. 258.
 Ivira, Aubl.
 Ixauchenus, Cass. 25f.
 Ixeris, Cass. 263.
 Ixia, Linn. 333.
 Ixionanthes, Jack. 104.
 Ixiolirion, Fisch. 329.
 Ixodia, R. Br. 260.
 Ixora, L. 246.

 Jaborosa, Juss. 295.
 Jacaranda, Juss. 282.
Jacea, Cass. 262.
 Jackia, Wall. 246.
Jackia, Spr. 95.
Jackia, Blume, 86.
 Jacksonia, R. Br. 155.
 Jacksonia, Rafin. 62.
 Jacobaea, Tourn. 261.
 Jacquinia, L. 225.
 Jageria, H. B. K. 258.
 Jalambicea, Lex. 438.
Jambolifera, L. 133.
 Jamesonia, Hook. 401.
 Jambosa, Rumph. 45.
 Janipha, Kth. 117.
Jania, Schult. 348.
 Jarava, Fl. Per. 382.
 Jasiona, L. 236.
 JASMINES, JUSS. 308.
 Jasminum, L. 309.
 Jasonia, Cass. 257.
 Jatropa, L. 117.
 Jaumea, Pers. 2C4.

- Jeffersonia, Bart. 7.
 Jenkinsonia, Sweet. 138.
 Jirasekia, Schm. 224.
 Joachimia, Tenore. 380.
 Joannesia, Velloz. 117.
 Johanna, Willd. 262.
 Joknia, Roxb. 120.
 Johnia, W. et A. 156.
 Johnsonia, R. Br. 354.
 Johnsonia, And. 104.
 Johrenia, DC. 24.
 Joliffia, Boj. 52.
 Joncquetia, Schreb. 166.
 Jonesia, Roxb. 157.
 Jonidium, Vent. 64.
 Josephia, Salisb. 200.
 Josephinia, Vent. 281.
 Jossinia, Commers. 45.
 Jovenell', Cav. 292.
 Juanulloa, R. et P. 295.
 Jubee, Humb. 346.
 Jubula, Dumort. 414.
 Jucunda, Cham. 42.
 JUGLANDEJE, DC. 180.
 Juglans, L. 180.
 Juliana, Lex. et Llav. 133.
 JUNCAGINEJ-E, Rich. 367.
 JUNCEJE, DC. 356.
 Juncus, Linn. 357.
 Jungermannia, Nees, 414.
 JUNGERMANNIACEJE, Nees,
 412.
 Jungermanniae, Nees, 414.
 Jurgia, L. 263.
 Jungia, Moench, 277.
 Jungia, Gaertn. 45.
 Juniperus, L. 316.
 Juno, Tratt. 333.
 Junghausia, Gmel. 229.
 Jurgensia, Spr. 95.
 Jurinea, Cass. 262.
 Jussiaea, L. 36.
 Jussieae, DC. 36.
 Jussieuia, Houtt. 117.
 Justicia, Linn. 285.
 Justiceae, N. ab E. 285.
 Kadsura, Juss. 20.
 Kadua, Cham. 246.
 Kasmpera, Houst. 278.
 Kaempferia, L. 324.
 Kageneckia, R. et P. 145.
 Kalanchoe, Adans. 165.
 Kahiria, Forsk. 255.
 Kalmia, L. 221.
 Kallotraemia, Scop. 134.
 Kalimeris, Cass. 256.
 Kampmannia, Raf. 136.
 Kalosanthes, Haw. 104.
 Kallias, Cass. 258.
 Kanahia, Br. 305.
 Karpaton, Raf. 248.
 Karelinia, Less, 257.
 Karwinskia, Zucc. 108.
 Kaulfussia, Bl. 402.
 Kaulfussia, Nees, 256.
 Kayea, Wall. 75.
 Keerlia, DC. 256.
 Keithia, Benth. 277.
 Kennedyia, Vent. 156.
 Kentranthus, Neck. 266.
 Kentrophyllum, Neck. 262.
 Keraselma, Necker, 117.
 Keraudrenia, Gay, 95.
 Kernera, Willd. 367.
 Kerneria, Medik. 60.
 Kerneria, Mchench, 258.
 Kerria, DC. 145.
 Keulia, Mol. 202.
 Keura, Forsk. 362.
 Khaya, Ad. J. 104.
 Kibessia, DC. 43.
 Kiehmeyera, Mart. 80.
 Kierschliegeria, Spach. App.
 Kieseria, Nees, 80.
 Kiggelaria, L. 70.
 Kiggelariae, DC. 70.
 Kingstonia, Gray. 163.
 Kinkina, Adans. 245.
 Kingia, R. Br. 357.
 Kirganelia, Juss. 116.
 Kitaibelia, W. 37.
 Klaprothia, H. B. K. 53.
 Klasea, Cass. 262.
 Kleinia, Jacq. 259.
 Kleinia, L. 261.
 Kleinia, Juss. 264.
 Kleinhovia, Linn. 95.
 Klotzschia, Cham. 23.
 Knappia, Sm. 380.
 Knautia, Coult. 265.
 Kneiffia, Spach. App.
 Knema, Lour. 16.
 Knightia, R. Br. 200.
 Knowltonia, Salisb. 7.
 Knoxia, L. 246.
 Kobresia, W. 385.
 Kochia, Roth. 209.
 Kcelera, W. 70.
 Koeleria, Link. 383.
 Koelpinia, Pall. 263.
 Koellia, Moench, 277.
 Kaellea, Bir. 7.
 Kohautia, Cham. 246.
 Kolbea, Schl. 348.
 Kolbea, Pal. Beauv. 52.
 Kolreuteria, L. 83.
 Kolreuteria, Murr. 210.
 Kollera, Presl. 165.
 Kollera, Presl. 56.
 Kolpinia, Pall. 263.
 Kolpvratia, Presl. 324.
 Koniga, Br. 60.
 Konigia, Linn. 212.
 Kopsia, Dumort. 288.
 Kopsia, Bl. 302.
 Kosaria, Forsk. 178.
 Kostelctskya, Presl. 97.
 Krameria, Loft. 86.
 Krameria, Spr. 110.
 Krameriaceae, A. St. H. 87.
 Krappia, DC. 7.
 Kraskenninikovia, Guld. 209.
 Krntuihia, Raf. 150.
 Krebsia, Eckl. App.
 Krokeria, Moench. 156.
 Kugia, Schreb. 263.
 Krokeria, Neck. 19.
 Krubera, Hoffm. 24.
 Krugeria, Neck. 157.
 Kugia, Bert. 438.
 Kuhlia, H. B. K. 73.
 Kuhnia, L. 255.
 Kuhlia, Rnwt. 283.
 Kuhnistera, Lam. 156.
 Kundmannia, Scop. 24.
 Kurrimia, Wall. 119.
 Kunthia, Humb. 346.
 Kunzia, Spr. 145.
 Kutchubsea, Fisch. 245.
 Kyberia, Neck. 256.
 Kydia, Roxb. 95.
 Kyllingia, L. 385.
 Kyrianthus, Gmel. 245.
 Labatia, Swz. 227.
 Lablab, Adans. 156.
 Lablavia, Don. 156.
 LABIAT/E, JUSS. 175.
 Labiatiflorae, DC. 262.
 Labichea, Gaudich. 157.
 Labordia, Gaudich. 136.
 Labradia, Swed. 156.
 Labrella, Fr. 425.
 Lacara, Spr. 157.
 Lacellia, Viv. 262.
 Lacepedea, H. B. K. 120.
 Lachanodes, DC. 261.
 Lachenalia, Jacq. 353.
 Lachnagrostis, Tr. 380.
 Lachnanthes, £11. 330.
 Lachnobolus, Fr. 425.
 Lachnasa, Linn. 195.
 Lachnopodium, Bl. 42.
 Lachnospermum, W. 260.
 Lachnostoma, H. B. K. 305,
 Lads, Schreb. 191.
 Lacistema, Mart. 183.
 LACISTEME*, Mart. 183.
 Lactuca, L. 263.
 Lactuceae, Less. 263.
 Lacuris, Wall. 136.
 Lcelia, Per3. 60.
 Laelia, Lindl. 340.
 Laennecia, Cass. 257.
 Laestadia, Kunth. 257.
 Laetia, Linn. 73.
 LafOensia, Vand. 101.
 Lafuentea, Lag. 292.
 Lagascea, Cav. 255.
 Lagenocarpus, Nees, 385.
 Lagenifera, Cass. 256.
 Lagenaria, Ser. 52.
 Lagerstrcemia, L. 101.
 Lagenophora, Cass. 257.
 Lagetta, Juss. 195.
 Lagoecia, L. 24.
 Lagochilus, Bge. 277.
 Lagonychium, Bieb. 157.
 iAigop&is, Bge. 277.
 Lagoseris, Bieb. 204.

- Lagotis*, Gaertn. 292.
 Lagunaria, Endl. 97.
 Lagunea, Cav. 97.
Lagurostemon, Cass. 2G1.
 Lagurus, L. 382.
 Lahaya, Roem. et Schult. 128.
 Lalage, Lind. 155.
 Lamarkia, Gaudich. 45.
 Lamarckia, R. et Sch. 295.
Lamarkia, Oliv. 436.
 Lamarkia, Moench. 383.
 Lambertia, Sm. 200.
 Laminaria, Lamour. 436.
 LAMIACEJE, 275.
 Lamium, L. 277.
 Lamourouxia, H. B. K. 292.
 Lamprocarya, R. Br. 385.
 Lampsana, Vaill. 263.
 Lampsaneae, Less. 263.
Lampra, Lindl. 23.
Lamprotis, Don, 221.
Lamyra, Cass. 262.
 Lanaria, Ait. 330.
Ijancisia, Gaertn. 260.
Lancisia, Adans. 260.
 Lancretia, DC. 78.
 Landtia, Less. 261'.
 Languncularia, Gaertn. 39.
 Langeveldia, G. 177.
 Landolphia, P. Beauv. 301.
Langsdorffia, Leand. 136.
Langsdorffia, Mart. 293.
 Langsdorffieae, Endl. 393.
Lanipila, Burch. 259.
 Lannea, G. et P. 107.
 Lanosa, Fr. 430.
 Lansium, Jack. 103.
 Lantana, L. 278.
 Lapageria, R. P. 360.
Lapeyrousia, Thunb. 260.
Lapeyrousia, Pourr. 333.
 Lapidra, Lag. 329.
 Laplaceae, DC. 80.
 Laportea, G. 177.
 Lappa, Tourn. 262.
Lappago, Schreb. 379.
 Lapsana, L. 263.
 Larbrea, A. St. Hil. 126.
 Lardizabala, R. et P. 216.
 Lardizabalese, DC. 216.
 Laretia, Gill. 23.
Larochea, Pers. 164.
 Larrea, Cav. 134.
 Lascadium, Raf. 117.
 Laserpitium, Tourn. 24.
Lasia, Beauv. 411.
 Lasia, Lour. 364.
 Lasiagrostis, L. 381.
 Lasiandra, DC. 42.
 Lasiantha, DC. 258.
 Lasianthera, Beauv. 438.
Lasianthiis, Jack. 246.
Lasianthus, Zucc. 258.
 Lasiobotrys, Kz. 425.
 Lasiobolus, Kunth. 382.
 Las^oonema, D. Don, 245.
Lasopera, Link. 292.
 Lasiopetaleae, Gay, 95.
Lasiospermum, Fisch. 263.
Lasiospermum, Lag. 259.
 Lasiopus, Cass. 262.
 Lasiopogon, Cass. 260.
 Lasiopetalum, Sm. 95.
Lasiospora, Cass. 263.
Lasiorhiza, Lag. 263.
Lasiosstemon, Nees, 133.
Lasiosstoma, Schreb. 301.
Lasioptera, Andr. 60.
 Lasthenia, Cass. 259.
Lastrea, Bory, 400.
Lastrea, Bory, 401.
Laternea, Turp. 425.
 Latania, Comm. 346.
 Lathraea, L. 288.
 Lathriogyna, Eckl. App.
 Lathyrus, L. 156.
 Latipes, Kunth. 379.
 Latreillea, DC. 257.
Laugeria, Jack. 246.
 Laupanke, Feuille, 48.
 Laurea, Gaudich. 186.
 Laurelia, Juss. 189.
Laurembergia, Berg. 37.
 Laurencia, Lamour. 436.
 LAURIE, Vent. 200.
 Lauridia, Eckl. 119.
 Laurophyllus, Thunb. 178.
 Laurus, Plin. 202.
 Lavandula, L. 276.
 Lavatera, L. 97.
Lavauxia, Spach. App.
 Lavenia, Swartz. 255.
 Lavradia, Velloz. 64.
 Lavoisiera, DC. 42.
 Lavoisiereae, DC. 42.
 Lawsonia, L. 101.
Laxmannia, Forst. 257.
Laxmannia, R. Br. 354.
Laxmannia, Fisch. 145.
 Layia, H. et A. 155.
Leachea, Cass. 258.
 Leandra, Raddi, 42.
Leangium, Link. 425.
 Lebeckia, Thunb. 155.
 Lebetina, Cass. 259.
 Lebretonia, Schranck. 97.
Lecanactis, Eschw. 430.
 Lecananthus, Wall. 246.
Lecanocarpus, Nees, 209.
 Lecanopteris, Bl. 401.
Lecanora, Ach. 429.
 Lechea, Linn. 91.
 Lechenaultia, R. Br. 242.
 Lecidea, Ach. 429.
 Lecokia, DC. 24.
 Lecointea, A. Rich. 246.
 LECYTHIDEJB, Poit. 46.
 Lecythis, Lceffl. 46, 47.
Lecythopsis, Schrank. 47.
Leda, Bory? 437.
 Ledebouria, Roth. 353.
 Ledocarpum, Desf. 140.
 Ledum, L. 221.
 Leea, Linn. 31.
 Leeaceae, Bartl. 30.
 Leersia, Swz. 381.
 Legnotideae, Btg. 40.
Legnotis, Swz. 40.
 LEGUMINOSJE, JUSS. 148.
Legouzia, Durand. 238.
 Lehmannia, Spr. 295.
Leibnitzia, Cass. 263.
Leighia, Scop. 255.
 Leighia, Cass. 258.
 Leioderma, Pers. App.
 Leiogyne, Don, 163.
 Leiocarpus, Bl. 116.
 Leioграмма, Eschw. 430.
Leioreuma, Eschw. 430.
 Leiophyllum, Pers. 221.
 Leiospermum, Wall. 208.
 Leiospermum, Don, 162.
Leiotheca, Brid. 410.
 Leiotulus, Ehrenb. 24.
 Leiphaimos, Schlecht. 298.
Lejica, Hill. 258.
 Lejeunia, Lib. 414.
Lemaniella, Gaill. 436.
 Lemania, Bory, 436.
 Lemilis, Fr. 424.
Lemia, Vand. 124.
 Lemmatium, DC. 259.
 Lemna, Linn. 368.
 Lemna, Raf. 414.
 Lemnaceae, DC. 367.
 Lemniscia, Schreb. 95.
Lemniscium, Wall. 429.
Lenidia, Poir. 21.
 Lennoa, Lex. 438.
 LENTIBULARIÆ, Richard. 286.
 Lentiscus, Fr. 424.
 Leobordea, Del. 156.
Leocarpus, Lk. 425.
Leteba, Forsk. 216.
Leonia, R. et P. 227.
Leonia, Llav. 277.
 Leonotis, Pers. 277.
 Leontice, L. 30.
 Leontodon, L. 263.
 Leontonyx, Cass. 260.
Leontophthalmum, W. 259.
 Leontopodium, R. Br. 260.
 Leonurus, L. 277.
 Leopoldinia, Mart. 346.
 Leotia, Hill. 424.
Lepachys, Raf. 258.
 Lepechinia, W. 277.
 Lepanthes, Swz. 339.
 Lepeocercis, Trin. 382.
 Lepeostegeres, Bl. 33.
 Leperiza, Herb. 329.
Lepia, Desv. 60.
Lepicaune, Lapeyr. 264.
Lepicephalus, Lag. 265.
Lepicline, Cass. 260.
 Lepidadenia, N. ab E. 202.
 Lepidanthus, N. ab E. 387.
 Lepidagathis, W. 285.
Lepidaploa, Cass. 255.
 Lepidineae, DC. 60.
Lepideilema, Tr. 383.

- Lepidium*, R.Br. 60.
Lepidocaryum, Mart. 346.
Lepidonema, F. et Mey. 264.
Lepidophyllum, Cass. 256.
Lepidopogon, Tausch. 25V.
Lepidophorum, Neck. 259.
Lftpidosperma, Labill. 365.
Lepidostachys, Wall. 172.
Lepidotis, Beauv. 404.
Lepidopilum, Brid. 411.
Lepigonum, Wahl. 128.
Lepionurus, Bl. 108.
Lepiota, Fr. 424.
Lepisia, Presl. 385.
Lepisanthes, Blume, 82.
Lepistemon, Bl. 231.
Leposma, Bl. 305.
Lepraria, L. 430.
Lepta, Lour. 229.
Lepcacanthus, N. ab E. 285.
Leptadenia, R.Br. 305.
Leptaleum, DC. 60.
Leptandra, Nutt. 292.
Lepteranthus, Neck. 262.
Leptanthus, Mich. 347.
Leptarrhena, R. Br. 163.
Leptaspis, R. Br. 380.
Leptis, f. M. App.
Leptinella, Cass. 260.
Leptocarpacea, DC. 60.
Leptocarpha, DC. 257.
Leptocarpus, R. Br. 387.
Leptocarpus, Link. 278.
Leptocaulis, Nutt. 23.
Leptochilus, Kaulf. 401.
Leptoceras, R. Br. 341.
Leptochloa, Beauv. 381.
Leptocoma, Less. 256.
Leptocoryphium, N. ab E. 378.
Leptodaphne, N. et M. 201.
Leptodermis, Wall. 246.
Leptodon, Web. 411.
Leptogium, Fr. 429.
Leptogyne, Ell. 257.
Leptogyne, DC. 258.
Leptolaena, Pet.Th. 90.
Leptotes, Lindl. 340.
Leptohyemenium, Schw. 411.
Leptomeria, R.Br. 193.
Leptomitus, Ag. 437.
Leptomon, Rafin. 116.
Leptonema, Ad. Juss. 116.
Leptonea, Fr. 424.
Leptopoda, Nutt. 259.
Leptophytus, Cass. 260.
Leptorhynchos, Less, 260.
Leptormus, DC. 60.
Leptosiphon, Bentham, 232.
Leptosolena, Presl. 324.
Leptospermum, Forst. 45.
Leptospermeae, DC. 45.
Leptostachya, N. ab E. 285.
Leptostachys, Meyer. 381.
Leptostegeris, Bl. 50.
Leptostegia, Don, 401.
Leptostemma, Bl. 305.
Leptobtomum, Br. 411.
Leptotheca, Schw. 411.
Leptostroma, Fr. 425.
Leptothamnus, DC. 257.
Leptothyrium, Kz. 254.
Leptothrium, Kunth. 380.
Lepturus, R. Br. 380.
Leprina, Rafin. 124.
Lapuropetalum, Ell. 163.
Lepyrodia, R. Br. 387.
Leuchia, Hall. 209.
Leña, DC 263.
Lerouxia, Merat. 224.
Leskea, Hedw. 411.
Lespedeza, Mich. 156.
Lessingia, Cham. 257.
Lessonia, Bory. 436.
Lessonia, Bertero, 23.
Lessertia, DC. 156.
Lestibudesia, Pet. Th. 208.
Lestibodea, Neck. 260.
Lettsomia, R. et P. 80.
Lettsomia, Roxb. 231.
Leucadendron, L. 200.
Leuceria, Lag. 263.
Leucas, Burm, 277.
Leucanthemum, Tourn. 259.
Leucocoryne, Lindl. 353.
Leucocarpus, Don, 292.
Leucodon, Schw. 411.
Leucoium, Linn. 329.
Leucocephala, Roxb. 388.
Leucomeris, Don, 262.
Leucoloma, Brid. 410.
Leuconotis, Jack. 302.
Leucophanes, Brid. 410.
Leucoplocus, N. ab E. 387.
Leucophyllum, H. B. K. 292.
Leucophyta, R. Br. 260.
Leucopogon, R. Br. App.
Leucopsidium, DC. 259.
Leucosceptrum, Sm. 277.
Leucosia, Pet. Th. 109.
Leucospora, Nutt. 292.
Leucostemma, Don, 260.
Leucospermum, R. Br. 200.
Leucostemma, Benth. 126.
Leucoxylon, Bl. 438.
Leucothoe, Don, 221.
Leuwenhökia, R. Br. 241.
Leuzea, DC. 262.
Levisanus, Schreb. 28.
Levisticum, Koch. 24.
Lewisia, Pursh. 54.
Lexarza, Llave. 97.
Leycesteria, Wall. 248.
Leyssera, L. 260.
Lhotskya, Schauer. 45.
Liabum, Adans. 255.
Liabaeae, Cass. 255.
Liagora, Ag. 436.
Liatris, Schreb. 255.
Liatris, Don, 262.
Libanotis, Crantz. 24.
Libanotis, Scop. 24.
Libanus, Colebr. 111.
Liberkuhnia, Cass. 263.
Libertia, Spr. 333.
Libertia, Dumort. 353.
Libertia, Lej. 383.
Licania, Aubl. 159.
Licaria, Aubl. 201.
Licea, Schrad, 425.
Lichenes, 426.
Lichina, Ag. 436.
Lichtensteinia, Cham. 24.
Lichtensteinia, W. 348.
Licmophora, Ag. 437.
Licuala, Rumph. 346.
Lidbeckia, Berg. 259.
Lightfootia, L'her. 238.
Lightfootia, Sw. 73.
Lightfootia^ Schreb. 245.
Lignidium, Lk. 425.
Ligularia, Sweet. 138.
Ligularia, Cass. 261.
Liguliflorae, DC. 263.
Ligusticum, Koch. 24.
Ligustrum, L. 308.
Lilaceae, Vent. 307.
Lilaea, H. et B. 367.
LILIACEJE, DC. 351.
Lilia, Juss. 351.
Lillium, Tourn. 353.
Limacia, Dietr. 70.
Limacia, Lour. 216.
Limacium, Fr. 424.
Limatodis, Bi. 340.
Limbarda, Cass. 257.
Limboria, Ach. 430.
Limeum, Foršk. 116.
Limeum, L. 128.
Limnia, Vand. 278.
Limnas, Tr. 380.
LIMNANTHEJE, R. Br. 142.
Limnanthes, R. Br. 143.
Limnetis, Rich. 381.
Limnia, L. 124.
Limnobium, Rich. 335.
Limnocharis, Bonpl. 355.
Limnochloa, P. de B. 385.
Limnopeuce, Vaill. 37.
Limnophila, Br. 292.
Limodorum, Haller. 341.
Limonia, Linn. 106.
Limosella, L. 292.
Linanthus, Benth. 232.
Linaria, Tourn. 292.
Linaria, Linn. 28.
Lindenbergia, Link. 292.
Lindackeria, Presl. 70.
Lindera, Thunb. 438.
Lindernia, L. 292.
Lindleya, H. B. K. 145.
Lindleya, Nees, 80.
Lindsaea, Dryand. 401.
LINE as, DC. 89.
Linkia, Mich. 437.
Linkia, Cav. 200.
Linkiella, Gaill. 437.
Linnsea, Gron. 248.
Linociera, Swz. 308.
Linostoma, Wall. 195.
Linosyris, Lob. 257.
Linunij L. 89.

- Uparia*, Linn. 155.
i-iparis, Rich. 332.
Lipeocercis, Tr. 379.
Lipocarpa, R.Br. 385.
Lipochaeta, DC. 258.
Lipostoma, Don, 246.
Lipotriche, H. Br. 258.
Lipotriche, Less. 258.
Lippaya, Endl. 246.
Lippia, L. 278.
Liquidambar, L. 188.
Liquiritia, Mönch. 156.
Liriodendron, Juss. 16.
Liriope, Herb. 329.
Liriope, Lour. 354.
Lisianthus, L. 298.
Lissanthe, R.Br. 223.
Lissochilus, R. Br. 340.
Listera, R.Br. 341.
Listeria, Neck. 245.
Lita, Schreb. 298.
Litachne, P. de B. 380.
Lithagrostis, Gaertn. 380.
Lithocarpus, Blume, 171.
Lithophila, Swz. 438.
Lithophragma, Nutt. 163.
Lithosantes, A. Rich. 246.
Lithospermum, L. 274.
Ljthrea, H. et A. 168.
Litosantes, Bl. 240.
Litsea, Lam. App.
Littea, 329.
Uttorella, Linn. 268.
Livistona, R. Br. 346.
Llaguanoa, R. et P. 83.
Llavea, Lag. 400.
Lloydia, Salisb. 353.
Lloydia, Neck. 264.
Loasa, L. 53.
 LOASE[^], Juss. 53.
Lobadium, Raf. 168.*
Lobaria, Hoffm. 429.
Lobelia, L. 236.
 LOBELIACEJE, JUSS. 235.
Lobocarpus, W. et A. 19.
Lobostemon, Lehm. 274.
Locandi, Adans. 130.
Lochnera, Rchb. 301.
Lockhartia, Hook. 340.
Loddigesia, Sims. 155.
Lodicularia, P. de B. 379.
Lodoicea, Lab. 346.
Loeflingia, L. 126.
Logania, R. Br. 306.
 LOGANIEJE, R. Br. 305.
Logfia, Cass. 260.
Löselia, L. 233.
Loiseleuria, Desv. 221.
Lolium, L. 382.
Lomandra, Lab. 357.
Lomaria, W. 401.
Lomatia, R. Br. 200.
Lomatogonium, Braun. 298.
[^]omatolepis, Cass. 263.
[^]omatophyllum, W. App.
Lomana, Gaertn. 260.
Lonchocarpus, H. B. K. 186.
Lonchostoma, Wikstr. 302.
Londesia, F. et M. App.
Longchampia, W. 260.
Lonicereae, R. Brown, 248.
Lonicera, L. 248.
Lontarus, Rumph. 346.
Lopezia, Cav. 36.
Lophandra, Don, 221.
Lophatherum, Brongn. 383.
Lophanthus, Forst. 95.
Lophanthus, Benth. 277.
Lophiola, Ker. 330.
Lophiolepis, Cass. 262.
Lophira, Bks. 98.
Lophidium, Rich. 402.
Lbphium, Fr. 424.
Lophocolea, N. ab E. 414.
Lopholaena, DC. 261.
Lophocachrys, DC. 24.
Lophospermum, Don, 292.
Lopholoma, Cass. 262.
Lophosciadium, DC. 24.
Lophophyteae, Endl. 394.
Lophophytum, Endl. 394.
Lophostachys, Pohl. 285.
Lophostemon, Schott. 42.
Lopimia, Martius, 97.
Loplochloa, Reich. 383.
 LORANTHEJE, JUSS. 49.
Loranthus, L. 50.
Lorea, Lamr. 436.
Lorentea, Ort. 258.
Lorentea, Less. 255.
Loreya, DC. 42.
Loroglossum, Rich. 340.
Lotea, Medic. 156.
Loteae, DC. 155.
Lotus, Linn. 156.
Louichea, L'Herit, 178.
Lourea, J. St. H. 156.
Lourea, Neck. 156.
Loureria, Cav. 117.
Lowea, Lindl. 145.
Loxanthera, Bl. 50.
Loxanthus, N. ab E. 285.
Loxocarya, R. Br. 387.
Loxodon, Cass. 263.
Loxonina, Jack. 283.
Loxophyllum, Bl. 283.
Loxostylis, Spr. 83.
Loxotis, R. Br. 283.
Lozania, Mutis. 88.
Lubinia, Vent. 224.
Lucea, Kunth, 379.
Lucilia, Cass. 263.
Lucinaea, DC. 245.
Luculia, Sweet. 245.
Lucuma, Juss. 226.
Lucya, DC. 246.
Ludia, Lam. 73.
Ludolfia, W. 383.
Ludovia, Pers. 362.
Ludwigia, L. 36.
Luffa, Cav. 52.
Luhea, W. 100.
Luhea, Schmidt, 280.
Lutsia, Gaud. 340.
Lumnitzera, W. 39.
Lumnitzera, Jacq. 276.
Lunanga, DC. 1C8.
Lunaria, L. 60.
Lundia, Thonn. 73.
Luntia, Neck. 116.
duniilaria, Raddi. 414.
Lunulina, Bory. 437.
Lupinaster, Mbnch, 156.
Lupinus, L. 155.
Lussacia, Spr. 222.
Luthera, Schutz. App.
Lutkea, Bong. 145.
Luvunga, Hamilt. 106.
Luxemburgia, A. St. H. 64.
Luziola, Juss. 380.
Luzula, DC. 357.
Luzuriaga, R. et P. 354.
Lychnis, DC. 125.
Lychnanthus Sy Gmel. 125.
Lychnocephalus, Mart. 255.
Lychnophora, Mart. 255.
Lyciopsis, Spach. App.
Lycium, L. 295.
Lycogala, Mich. 425.
Lycoperdaceae, Brongn. 419.
Lycoperdon, Mich. 425.
Lycopersicon, Tourn. 295.
 LYCOPODINEJE, SWZ. 403.
Lycopodium, L. 404.
Lycopsis, L. 274.
Lycopus, L. 277.
Lycoris, Herb. 329.
Lycoseris, Cass. 262.
Lycurus, H. et B. 380.
Lydma, Molin. 145.
Lyellia, Br. 411.
Lygeum, L. 380.
Lyginia, R. Br. 387.
Lygistum, P. Br. App.
Lygodemia, Pursh. 263.
Lygodysodea, R. et P. 247.
 LYGODYSOEACEJE, Bartl. 247.
Lygodium, Swz. 402.
Lyncea, Cham. ? 292.
Lynghya, Ag. 436.
Lynghya, Gaill. 436.
Lyonia, Ell. 305.
Lyonia, Nutt. 221.
Lyonnetia, Cass. 259.
Lyonsia, Br. 301.
Lyperanthus, R. Br. 341.
Lyraea, Lindl. 340.
Lysigonium, Lk. 437.
[^] Lysimachia, L. 224.
Lysimachiae, Juss. 223.
Lysinema, R. Br. 223.
Lysionotus, Don, App.
Lysipoma, H. B. K. 236.
Lyssanthe, Salisb* 200.
Lysurus, Fr. 425.
 LYTHRARI-E, JUSS. 100.
Lythrum, L. 101.
Maba, Forst. 227.
Mabea, Aubl. 117.

- Maburnia*, Pet.Th. 331.
Macahanea, Aubl. 75.
 Macairea, DC. 42.
Macanea, Juss. 75.
Macarisia, Thouars. 438.
Macaranga, Pet.Th. 117.
Mpcbndea, Ell. 277.
Machaerantha, Nees, 256.
Machaerina, Vahl. 385.
Machcerium, Pers. 156.
Machaonia, H. B. 246.
Machilus, Rumf. 201.
Machlys, DC. 260.
Macleaya, R. Br. 9.
Maclsdium, Cass. 263.
Madura, Nutt. 178.
Macoubea, Aubl. 74, 75.
Macoucoua, Aubl. 229.
Macranchenium, Brid. 411.
Macradenia, R. Br. 340.
Macrcea, Lindl. 125.
Macrantheia, Leconte, 292.
Macranthus, Poir. 156.
Macrocaphnos, Royle, 10.
Macroceratites, Raddi, App.
Macrochloa, Kunth. 381.
Macrocnemum, Veil. 245.
Macrocnemum, Vahl. 245.
Macrocnemum, R. Br. 245.
Macrocystis, Ag. 436.
Macrogyne, Link. 365.
Macrolobium, Vahl. 157.
Macromeria, Don, 274.
Macromitron, Brid. 410.
Macromerum, Burchell, 62.
Macropax, Rafin. 383.
Macropodium, R. Br. 60.
Macrorhynchus, Less. 263.
Macroscepis, H. B. K. 305.
Macrosporium, Fr. 425.
Macrostemma, Pers. 231.
Macrostomium, Bl. 340.
Macrostylis, Bartl. 133.
Macrothetium, Brid. 411.
Macrotropis, DC. 155.
Macrotris, Raf. 7.
Macrothyrsus, Spach. 84.
Madaractis, DC. 261.
Madaria, DC. 259.
Madaroglossa, DC. 259.
Madea, Sol. 256.
Madia, Mol. 259.
Madieae, DC. 259.
Madotheca, Dumort. 414.
Mtecharium, Pers. 156.
Maelenia, Dumort. 340.
Maerua, Forsk. 62.
Maesa, Forsk. 225.
Masses, DC. 225.
Magallana, Cav. 140.
Magnolia, L. 16.
 MAGNOLIACEJE, DC. 16.
Magonia, Aug. 83.
Magydaris, Koch. 24.
Mahernia, Linn. 95.
Mahonia, Nutt. 30.
Mahurea, Aubl. 80.
Maianthemum, Wigg. 354.
Mairia, Nees, 256.
Majeta, Aubl. 42.
Majorana, Mbranch. 277.
Malabaila, Hoffm. 24.
Malabaila, Tausch. 24.
Malache, Trew. 97.
Malachodendron, Cav. 80.
Malachium, Fries. 126.
Malachra, L. 97.
Malacochaete, Nees, 385.
Malanea, Aubl. 246.
Malaspinaea, Presl. 225.
Malaxideae, Lindl. 339.
Malaxis, Swz. 339.
Malbrancia, Neck. 158.
Malcomia, R. Br. 60.
Malesherbia, R. et P. 71.
 MALESHERBIACE/B, Don, 71.
Mallea, Ad. J. 163.
Mallotus, Lour. 116.
Mallococca, Forst. 99.
Malochia, L. 97.
Malochia, Savi. 156.
Malope, L. 97.
Malpighia, L. 122.
 MALPIGHIACEJE, JUSS. 121.
Malpighieae, DC. 122.
Malochia, Savi.
Maltebrunia, Kunth. 381.
Malva.L. 97.
 MALVACEAE, JUSS. 95.
Malvaviscus, Gaertn. 97.
Malvaviscus, DC. 97.
Malvinda, Med. 97.
Mammea, Linn. 75.
Mammillaria, Haw. 54.
Manabea, Aubl. 278.
Mandragora, Tourn. 295.
Manettia, Mutis. 245.
Mangifera, L. 168.
Mansjlietia, Bl. 16.
Manglilla, Juss. 225.
Mangostana, Gaertn. 75.
Manicaria, Gaertn. 346.
Manihot, Adans. 117.
Martina, Scop. 424.
Manisuris, Sw. 380.
Manna, Don, 156.
Mantisalca, Cass. 262.
Mantisia, Sims. 324.
Manulca, L. 292.
Mapania, Aubl. 385.
Mapouria, Aubl. 246.
Mappa, Juss. 117.
Maprounea, Aubl. 117.
Maquiner, Mart. 48.
Maralia, Pet. Th. 25.
Maranta, L. 326.
 MARANTEA, Br. 324.
Maranthes, Blume, 95.
Marathrum, Humb. 191.
Marattia, Swz. 402.
Marattiaceae, Kaulf. 402.
Marcelia, Cass. 259.
Marcetia, DC. 42.
Marcgraavia, L. 77.
 MARCGRAAVIACEJE, JUSS. 76.
Marcgraavia, DC. 77.
 MARCHANTIACEJE, 412.
Marchantia, Corda. 414.
Marcorella, Neck. 108.
Marenteria, Nor. 19.
Margaris, DC. 246.
Margarita, Gaud. 256.
Margaritaria, L. f. 117.
Marginalia, Bory, 400.
Margyricarpus, R. et P. 148.
Marialva, Vandelli. 75.
Marianthemum, Schrank. 238.
Marica, Schreb. 333.
Marignia, Comm. HI.
Marila, Pers. 80.
Maripa, Aubl. 231.
Mariscus, Vahl. 385.
Marliera, A. St. H. 45.
Marmoritis, Benth. 277.
Marlea, Roxb. 39.
Marquisia, A. Rich. 246.
Marrubium, L. 277.
Marrubiastrum, Moench, 277.
Marsana, Sonn. 106.
Marsdenia, Br. 305.
Marshallia, Schreb. 259.
Marsilea, L. 405.
 MARSILEACEA:, R. Br. 404.
Marsippospermum, Desv. 357.
Marsupia, Dumort. 414.
Marsypianthes, Mart. 276.
Martia, Leand. 156.
Martia, Spr. 78.
Martinezia, R. et P. 346.
Martinsia, Schultes, 156.
Martrasia, Cass. 263.
Martynia, L. 281.
Martyniaceae, Link. 281.
Marumia, Bl. 42.
Maruta, Cass. 259.
Mascagnia, Bert. 122.
Maschalanthe, Bl. 246.
Masdevallia, R. et P. 340.
Mastrucium, Cass. 262.
Mastigophora, N. ab E. 414.
Mastigophorus, Cass. 263.
Massonia, L. 353.
Mastixia, Blume, 49.
Mastyxia, Bl. 248.
Matayba, Aubl. 83.
Matamoia, Lall. 255.
Mataxa, Spr. 259.
Matelea, Aubl. 305.
Mathewsia, Hook. 60.
Mathiola, L. 246.
Mathissonia, Raddi. 438.
Mathiola, R. Br. 60.
Matisia, H. et B. 95.
Matonia, R. Br. 401.
Matourea, Aubl. 2^vj2.
Matrella, Pers.
Matricaria, L. 259.
Mattia, Schult. 275.
Mattuschkea, Schreb. 278.
Mauduyta, Comm. 130.
Mauhlia, Thuub. 353.

- Mmurandia, Jacq. 292.
 Mauria, H. B. K. 168.
 Mauritia, L. 346.
Maurocenia, Mill. 229.
 Maxillaria, Fl. Per. 340.
Maximiliana, Mart. 80.
 Maximiliana, Mart. 346.
 Mayaca, Aubl. 355.
Maypea, Aubl. 308.
 Mayna, Aubl. 73.
 Maytenus, ^euille*, 119.
Mazeutoxeron, Lab. 133.
 Mazus, Lour. 292.
 Meborea, Aubl. 216.
 Mecardonia, Mart. 292.
 Meconopsis, DC. 9.
Mecosa, Bl. 340.
 Medeola, L. 348.
 Medicago, Linn. 155.
 Medinilla, Gaudich. 42.
Medium, Fisch. 238.
Medusa, Lour. 95.
Medusea, Haw. 117.
Medusula, Eschw. 430.
Meerburgia, Mcench. 128.
Meesia, Gaertn. 129.
 Meesia, Hedw. 411.
 Megacarpaea, DC. 60.
 Megacolinium, Lindl. 340.
 Megapterium, Spach. App.
Megasea, Haw. 163.
 Megastachya, P. de B. 382.
 Meisneria, R. Br. 42.
Meisteria, Scop. 255.
 Mejonectes, R. Br. 37.
 Melaleuca, L. 45.
 Melachne, Schrad. 385.
 Melampodium, L. 258.
 Melampodieae, DC. 257.
 Melampodieae, Less. 258.
 Melampyraceae, Rich. 288.
*Melampyraceae*B, Rich. 292.
 Melampyrum, L. 292.
 Melananthera, Rich.
Melanchrysum, Cass. 261.
 Melancranis, Vahl. 385.
 Melanconium, Lk. 426.
Melanium, P. Br. 101.
 Melanocenchris, N. ab E. 381.
 Melanodendron, DC. 256.
Melanophthalmum, Fée, 430.
Melanopsidium, Poit. 246.
Melanopsidium, Cels. 246.
Melanoloma, Cass. 262.
 Melanoselinum, Hoffm. 24.
 Melanorrhaea, Wall. 166.
 Melanosticta, DC. 157.
 MELANTHACEAE, R. Br. 347.
 Melanthera, Rohr. 258.
Melanthera, Rich. 258.
 Melanthesa, Bl. 116.
 Melanthium, Linn. 348. -
Melasma, Berg. 292.
 Melasanthus, Pohl. 278.
Melaspheerula, Kr. 333.
 Melastoma, Burm. 42.
 MELASTOMEJE, JUSS. 41.
 Melhania, Forsk. 95.
 Melia, Linn. 103.
 MELIACEJE, JUSS. 101,103.
 Melianthus, L. 134.
 Melica, L. 382.
 Melichrus, R. Br. 223.
 Melicocca, Juss. 83.
 Melicope, Forst. 133.
 Melicytus, Forst. 70.
 Melidium, Eschw. 425, 430,
 Melinis, P. de B. 379.
 Meliota, Fr. 424.
 Melissa, Benth. 277.
 Melissineae, Benth. 277.
 Melistaurum, Forst. 65.
 Melilotus, Tourn. 156.
 Melittis, L. 277.
Melocanna, Raep. 383.
 Melocactus, C. Bauh. 54.
 Melochia, Linn. 95.
Melococca, Forst. 99.
 Melodinus, Forst. 301.
Melodorum, Lour. 19.
Melodora, Salisb. 221.
 Melolobium, Eckl. App.
 Meloseira, Ag. 437.
 Melothria, L. 52.
 MEMECYCLEJE, DC. 40.
 Memecylon, L. 41.
 Menais, L. 275.
 Menarda, Comm. 116.
 Mendozia, R. et P. 285.
 Mendozia, DC. 258.
 Menestoria, DC. 245.
Menichea, Lour. 46.
 Meniocus, Desv. 60.
 Meniscium, Schreb. 401.
 Meniscosta, Bl. 216.
 MENISPERMACEJE, DC. 214.
 Menispermum, L. 216.
Menodria, H. et B. 309.
 Menonvillaea, DC. 60.
 Mentha, L. 277.
 Menthoideae, Benth. 277.
 Mentzelia, L. 53.
 Menyanthes, L. 298.
 Menziesia, Sm. 221.
 Meoschium, P. de B. 379.
 Mephitidia, Reinw. 246.
 Merciera, DC. 238.
 Mercurialis, L. 117.
Meratia, Nees, 160.
Meratia, Cass. 257.
 Merckia, Fisch. 126.
 Merenderae, Mirb. 347.
 Merendera, Ram. 348.
 Meriania, Swz. 42.
 Meriandra, Benth. 277.
Meridiana, L. 124.
Meridia, Neck. 124.
 Meridiem, Ag. 437.
 Merimeia, Camb. 88.
 Merisma, Fr. 424.
 Merizomyria, Poll. 436.
 Merostachys, Spr. 383.
 Mertensia, W. 401.
Mertensia, Roth. 274, 136.
 Mertensia, H. B. K. 179.
 Merulius, Hall. 424.
 Mesanthus, N. ab E. 387.
 Mesejnryanthemum, L. 56.
Mesenterica, Tode, 425, 426.
Mesocentron, Cass. 262.
Mesoclastes, Lindh. 340.
 Mesogloia, Ag. 437.
 Mesogramma, DC. 261.
 Mesona, Bl. 276.
Mesoregma, Corda, 414.
 Mespilodaphne, N. ab E. 201.
Mespilcphora, Neck. 146.
 Mespilus, Linn. 146.
 Messerschmidia, L. App.
Mestotes, Sol. 109.
 Mesua, L. 75.
 Metabolos, Bl. 246.
 Metachilum, Lindl. 340.
 Metalasia, R. Br. 260.
 Metaplexis, R. Br. 305.
 Metastelma, R.Br. 305.
Meteorina, Cass. 260.
Meteorus, Lour. 45.
Methonica, Herm. 353.
 Methorium, Endl. 95.
 Methyscophyllum, Eckl. App.
 Metrocynia, Pet. Th. 157.
 Metrodorea, St. Hil. 133.
 Metrosideros, Gaertn. 45.
Metroxylon, Roxb. 346.
 Metternichia, Mik. 295.
 Metzgeria, Raddi, 414.
Metzgeria, Corda, 414.
 Meum, Tourn. 24.
 Meyenia, N. ab E. 285.
Meyera, Schreb. 259.
 Meyeria, DC. 259.
Meynia, Link. 246.
 Mezoneurum, Desf. 157.
Mibora, P. de B. 380.
 Micaraea, Fr. 429.
 Michauxia, L'Her. 238.
Michelaria, Dum. 383.
 Michelia, L. 16.
 Miconia, R. et P. 42.
 Miconieae, DC. 42.
 Micraloa, Biasol. 437.
 Micractis, DC. 258.
 Micranthea, Desf. 116.
 Micranthemum, Mx. 292.
 Micrantheum, Presl. 156.
 Micranthera, Chois. 75.
Micranthes, Tausch. 163.
Micranthus, Wendl. 285.
 Micrasterias, Ag. 437.
 Micrelium, Forsk. 257.
Microcala, Lk. 298.
 Microcarpaea, R. Br. 292.
 Microcaelia, Lindl. 340.
 Microchlaena, Wall. 95.
Microchilus, Presl. 341.
 Microchloa, R. Br. 381.
Microeolewt, Desm. 43 G,
 Microcladia, Grev. 436.
 Microcorys, R.Br. 277.
 Microcodon, A. DC. 23A.

- Microcos*, L. 99.
Microcystis, Kutz. 437.
Microdon, Choisy, 279.
Microglossa, DC. 256.
Microgyne, Less. 256.
Microlaena, R.Br. 378.
Microlicia, Don, 42.
Microloma, Br. 305.
Microlonchus, Cass. 262.
Microlophus, Cass. 262.
Microraega, Ag. 437.
Micromelum, Blume, 100.
Micromeria, Benth. -277.
Micropera, Lindl. 340.
Micropetalon, Pers. 126.
Micropetalum, Tausch. 163.
Micropleura, Lag. 23.
Micropteris, Desv. 401.
Micropus, L. 257.
Microrhynchus, Less. 263.
Microsaccus, Bl. 340.
Microseris, Don, 264.
Microspermum, Lag. 264.
Microstachys, Ad. Juss. 117.
Microstegium, N. ab f. 397.
Microstemma, R. Br. 305.
Microstephium, Less. 261.
Microstylis, Nutt. 339.
Microtea, Sw. 208.
Microthuaresia, Pet. Th.
Microtrichia, DC. 257.
Microtis, R.Br. 341.
Microtropis, Wall. 119.
Miegia, Neck. 264.
Miegia, Pers. 383.
Mieria, Lallav. 259.
Miersia, Lindl. 351.
Mikania, W. 256.
Milium, L. 378.
Miliusia, Alph. DC. 19.
Milla, Cav. 353.
Milleria, L. 257.
Millettia, W. et A. 156.
Millina, Cass. 263.
Millingtonia, L. f. 282.
Millingtonia, Roxb. 84.
Millingtoniaceae, W. et A., 83.
Milnea, Roxb. 103.
Millotia, Cass. 260.
Mittus; Lour, 209.
Mimetes, Salisb. 200.
Mimosa, Adans. 157.
Mimulus, L. 292;
Mimusops, L. 226,
Mina, Lex. Llav. 231.
Mindium, Rhazes. 238.
Minuartia, Aubl.
Minuartia, Lceffl. 126.
Minuartieae, DC. 125.
Minuria, DC. 256.
Mirabilis, L. 214.
Mirbelia, Sm. 155.
Misandreae, G. 178.
Misandra, Diet. 334.
Misandra, Comm. 178.
Misanteca, Schult. 201.
Miscanthus, Cass. 263.
Mischucarpus, Blume, 82.
Misodendrum, Banks. 50.
Mitchella, L. 246.
Mitella, Linn. 163.
Mithridatea, Comm. 189.
Mitina, Cass. 261.
Mitracarpum, Zucc. 246.
Mitraphora, Bl. 19.
Mitraria, Cav. 287.
Mitraria, Gmel. 46.
Mitrasacme, Lab. 298.
Mitreola, L. Rich. 298.
Mitrophora, Neck. 266.
Mitrospora, Nees, 385.
Mitrula, Fr. 424.
Mitscherlichia, Kth. 214.
Mnasion, Schreb. 355.
Mnesiteon, Raf. 264.
Mnesithea, Kth, 379.
Mniarmon, L. 213.
Mniopsis, Mart. 191.
Mniopsis, Dumort. 414.
Mnium, L. 411.
Moacurra, Roxb. 109,
Mocanera, J. 438.
Mocinna, Lag. 259.
Modecca, Jacq. 69.
Modiola, Moench. 97.
Mcehnia, Neck. 261.
Moenchia, Ehr. 126.
Moenchia, Rottb. 60.
Moesslerera, Rchb/28, 116.
Moerhingia, L. 126.
Moghania, J. St. Hil. 156.
Mogiphanes, Mart. 208.
Mogorium, Juss. 309.
Mohlana, Mart. 208.
Mohria, Swz. 402.
Moldavica, Mcench. 277.
Moldenhauera, Spr. 157.
Molinanthus, Herb. 329.
Molintea, Juss. 82.
Molinaria, Colla. 329.
Mollia, Willd. 128.
Mollia, Mart. 100.
Mollia, Gmel. 45.
Molina, R. P. 257.
Molina, Cav. 122.
Molinia, Mcench. 383.
Mollinedia, R. et P. 169.
Mollugineae, Bart. 128.
Mollugo, L. 128,
Molpadia, Cass. 257.
Molopospermum, Koch. 24.
Molochlana, Cass. 260.
Mdtkia, Lehm. 274.
Molucca, Tourn. 277.
Moluccella, L. 277.
Momordica, L. 52.
Monachne, Beauv. 378.
Monachanthus, Lindl. 340.
Monactis, H. B. K. 258.
Monaydenia, Lindl. 341.
Monactineinna, Bory, 69.
Monanthes, Haw. 165.
Monathem, Raffin. 351.
Monarda, L. 277.
MonardeiE, Benth. 277.
Monardella, Benth. 277.
Monarrhenus, Cass. 257.
Montbretia, DC. 333.
Monoteles, Labill. 257.
Monema, Grev. 437.
Monerma, R. et S. 381.
Monerma, P. de B. 380.
Moneses, Salisb. 219.
Monetia, L'Her. 229.
Moniliformia, Lamour. 43G.
Monilia, Hill. 425.
Monimia, Pet.Th. 189.
MoNIMIEiE, JUSS. 188.
Monniera, Aubl. 133.
Monniera, Mich. 292.
Mormina, R. et P. 86.
Monocaryum, R. Br. 348.
Monocera, f11. 381.
Monocera, Jack. 97.
Monochilus, F. et M. 278.
Monochoria, Presl. 347.
Monochlcena, Gaud. 401.
Monoclea, Hook. 414.
MONOCOTYLEDONES, JuSS. 319.
Monocystis, 324.
Monoclea, Bl. 414.
Monodora, Dun. 19.
Monodynamus, Pohl. 133,246,
Monolophus, Wall. 324.
Monomeria, Lindl. 340.
Monogramma, Br. 401.
Monolepis, Schr. 209.
Monopsis, Salisb. 236.
Monopogon, Presl. 382.
Monoporina, J. S. Presl. 78.
Monotoca, R. Br. 223.
Monotaxis, Brongn. 117.
Monosis, DC. 255.
Monotris, Lindl. 340.
Monotropa, L. 220.
MONOTROPE/E, Nutt. 219.
Monsonia, Linn. 138.
Montagnaea, DC. 258.
Montunoa, Lallav. 258.
Montezuma, Moc. et S. 95,
Monstera, Adans. 364.
Montia, Houst. 09.
Montia, L. 124.
Montinia, L. 36.
Montinieae, DC. 36.
Moorcroftia, Ch. 231.
Moquilea, Aubl. 159.
Moquinia, Spr. 236.
Morchella, Dill. 424.
Moraea, L. 333.
Mores, G. 178.
Moreae, Endl. 175.
Morela, Lour. App.
Morelia, A. Rich. 246.
Morelosia, Lex. 228.
Morelotia, Brongn. 3bj.
Morenia, R. et P. 34f.
Morenoa, Lex. 231. -
Morettia, DC. 60.
Morgania, R. Br. 292.
Moricandia, DC. 60.

- Mc-iLa, Linn. 265.
Morilandia, Neck. 148.
 Morineae, DC. 265.
 Morinda, Vent. 246.
 Moringa, Burm. 66.
 MoRiNGEiE, R. Brown, 65.
 Morisia, Cass. 260.
 Morisia, Nees, 385.
 Morisonia, Plum. 62.
 Mormodes, 340.
 Moronoba, Aubl. 75.
 Morus, Linn. 178.
Moscharia, R. et P. 263.
 Moschosma, Rchb. 276.
Moschatellina, Tourn. 25.
Moschifera, Molin. 263.
 Moschoxylon, Ad. J. 103.
Mosigia, Spr. 263.
Mouffeta, Neck. 266.
Mougeotella, Gaill. 436.
 Mougeotia, Ag. 436.
Mougeotia, Kunth, 95.
 Moulinsia, Camb. 82.
 Mourera, Aubl. 191.
Mouricon, Adans, 156.
 Mouriri, Aubl. 41.
 Mouriria, Juss. 41.
 Mouroucoua, Aubl. 232.
 Moutabea, Aubl. 109.
Moutouchia, Aubl. 157.
 Mozinna, Ort. 117.
 Mucedineae, A. Brongn. 411.
 Mucilago, Vet. 426.
 Mucor, Mich. 425.
 Mucronea, Benth. 212.
 Mucuna, Adans. 156.
 Muhlenbergia, Schr. 380.
 Mullera, L. 156.
 Mulinum, Pers. 23.
Munchhausia, L. 101.
 Mundia, Kunth, 86.
Munnichia, Bl. 206.
 Muntingia, Linn. 100.
 Munchia, Cass. 256.
 Muraltia, Necker, 86.
 Muricaria, Desv. 60.
 Muricia, Lour. 52.
 Murraya, Konig. 106.
 Murucuja, Tourn. 69.
 Musa, Linn. 327.
 MUSACEJE, Agardh. 326.
 Musanga, Ch. Sm. 177.
 Musci, Juss. 407.
 Muscari, Desf. 353.
 Muscari, Tourn. 353.
Muscaria, Haw. 163.
 Mussaenda, L. 245.
 Musschia, Dumort. 238.
toussinia, Willd. 261.
 Mutisia, L. 262.
 MuTISIACEiE, 251.
 Mutisiaceae, Less. 262.
 Myagrum, Tourn. 60.
 Myanthus, Lindl. 340.
 Mycaranthes, Bl. 240.
My cells, Cass. 263.
 Mycena, Ft. 424.
 Mycetes, Spreng. 419.
 Mycinema, Ag. 437.
 Mycinema, Fr. 430.
 Mycogone, Link. 425.
 Mycomater, Fr. 426.
Myconia, Lap. 287.
Mycoporon, Meyer. 429.
Mygalurus, Link. 383.
 Myginda, Jacq. 229.
Mylinum, Gaud. 24.
 Mylitta, Fr. 425.
 Mylocaryum, W. 119.
 Myoda, Lindl. 341.
 Myogalum, Link. 353.
 Myonema, Comm. 246.
 MYOPORIN^E, Brown, 279.
 Myoporium, Banks, 279.
 Myoschilos, R. P. 193.
 Myosotis, L. 275.
 Myosurus, L. 7.
 Myrcia, DC. 45.
 Myriactis, Less. 256.
 Myriadenus, Desv. 156.
 Myriantheia, Pet.Th. 55.
 Myrianthus, Beauv. App.
Myrllatheca, Juss. 402.
 Myriasporea, DC. 42.
 Myrica, L. 180.
 Myricaria, Desv. 127.
 MYRICEiE, Rich. 179.
 Myriogyne, Less. 260.
 Myrionema, Grev. 437.
 Myriococum, Fr. 425.
 Myrioneuron, Wall. 246.
 Myriophyllum, L. 37.
 Myriotrichia, Harv. 436.
Myriostoma, Desv. 425.
 Myripnois, Bung. 262.
 Myristica, L. 15.
 MYRISTICEiE, R. Br. 15.
Myrmecia, Schr. 298.
 Myrmecodia, Jack. 246.
 Myrobalaneae, Juss. 38.
Myrobroma, Salisb. 342.
Myrobalanus, Gaertn. 39.
Myrodendron, Schreb. App.
 Myrodia, Sw. 95.
 Myrosma, L. fil. 326.
 Myrospermum, Jacq. 166.
 Myrothecium, Tode, 425.
Myroxylon, Mart. 166.
 Myrthidium, DC. 138.
 Myrrhinium, Schott. 45.
 Myrrhis, Scop. 24.
 Myrsine, L. 225.
 MYRSINEA, Brown, 224.
 Myrsiphyllum, W. 348.
 MyRTACEiE, R. Br. 43, 45.
 Myrtus, L. 45.
 Mystroxylon, Eckl. 119.
Mij dull us, Presl. 156.
 Mytremyces, Nees, 425.
 Myxoneina, Fr. 437.
 Myxopyrum, Bl. 308.
Myjrosporium, Lk. 426.
 Myxothecium, Kze. 425.
 Myxotrichum, Kze. 425.
Nabq,lus, Cass. 263.
 Nabea, Lehm. 221.
 Nablionium, Cass. 259.
Nacibea, Aubl. 245.
 Nsemaspora, Pers. 426.
 Naematelia, Fr. 424.
 Naevia, Fr. 430.
 Nageia, Gaertn. 438.
Nahusia, Schneev. 36.
 NAIADES, JUSS. 366.
 Najas, Linn. 367.
 Nama, Linn. 235.
 Nandhirobeae, A. St. H. 51.
 Nandina, Thunb. 30.
 Nandineae, 30.
Nani, Adans. 45.
 Nanodes, Lindl. 340.
 Nanophytum, Less. 209.
 Nanophytum, DC. 261.
 Napaea, Linn. 97.
 Napimoga, Aubl. 55.
 Napoleona, P. de B. 239.
 Naravelia, DC. 6.
 Narcisseae, Agardh. 328.
 Narcissus, Linn. 329.
 Nardostachys, DC. 266.
 Nardosmia, Cass. 256.
 Nardus, L. 380.
 Naregamia, W. et A. 103.
 Nartheciura, Mohr. 354.
 Narvalina, Cass. 258.
Nasmythia, Huds. 388.
 Nassauvia, Comm. 263.
 Nassauviaceae, Less. 263.
 Nastus, Juss. 383.
 Nasturtium, R. Br. 60.
Natrix, Mönch, 155.
 Natsiatum, Roxb. 216.
 Nauclea, L. 245.
 Naucoria, 424.
Nauemburgia, W. 259.
Nauplius, Cass. 257.
 Naumburgia, Mcench, 224.
 Navarretia, R. et P. 233.
 Navia, Schult. f. 334.
Navicularia, Fabr. 277.
Navicularia, Raddi. 378
Navicula, Bory. 437.
 Neckera, Hedw. 411.
Neckeria, Scop. 10.
Neckeria, Gmel. 128.
 Nectandreae, N. ab £. 201.
Nectandra, Roxb. 195.
Nectaribothrium, Led. 353.
 Nectouxia, H. B. K. 295.
 Nectria, Fr. 424.
Nectris, Schreb. 13.
 Neea, R. P. 195.
NeedJiamia, Scop. 156.
Needhamia, Cass. 258.
 Needhamia, R. Br. App.
 Neerija, Roxb. 119.
 Neesia, Bl. 100.
Negretia, R. ct P. 156.

- Nefflea*, Benth. 292.
Negrundium, Raf. *SI*.
Neja, Don, 256.
Neillia, Don, 145.
Neillia, Arnott, 145.
Nelitris, Gaertn. 45.
Ndsonia, R. Br. 285.
Nelsonieae, N. ab £. 283.
Nelumbium, Juss. 14.
 NELUMBACEAE, 13.
Nelumbo, Gaertn. 14.
Nelumboneae, DC. 13.
Nemalion, Dub. 436.
Nematococcus, Kutz. 437.
Nematogonium, Desm. 430.
Nematoplata, Bory. 437.
Nematora, Fée, 430.
Nematospermum, Rich. 183.
Nematanthus, Schrad. 285.
Nematanthus, N. ab £. 387.
Nematostigma, Diet. 333.
Nemauchenus, Cass. 263.
Nemazoaires, Gaill. 430.
Nemea, Fries, 395.
Nemeda, Ad. J. 103.
Memesia, Vent. 292.
Nemia, Berg. 292.
Nemopantes, Raf. 229.
Nemophila, Barton, 272.
Nemoplatyceros, Pluk. 400.
Nemopteris, Desv. 401.
Nenax, Gsertn. 148.
Nenuphar, Hayne, 13.
Neoccis, Cass. 261.
Neottia, L. 341.
Neottieae, Lindl. 341.
Nepenthes, L. 205.
 NEPENTHACEAE, 204.
Nepeta, Benth. 277.
Nepeteae, Benth. 277.
Nephelaphyllum, Bl. 339.
Nephelium, Linn. 82.
Nephrodium, Mich. 401.
Nephrolepis, Schott. 401.
Nephroia, Lour. 216.
Nephroma, Ach. 429.
Neptunia, Lour. 157.
Neraudia, G. 177.
Nerine, Herb. 329.
Nerium, L. 301.
Nertera, Banks, 246.
Nerteria, Smith, 246.
Nervilia, Gaud. 341.
Nescidia, A. Rich. 246.
Nesaea, Comm. 101.
Nestia, Desv. 60.
Nestlera, Spr. 260.
Neuracanthus, N. ab E. 285.
Neurachne, R. Br. 380.
Neuractis, Cass. 258.
Neurada, Juss. 145.
Neuradeae, DC. 145.
Neurolaena, R. Br. 261.
Neurolaeneae, Less. 261.
Neurocarpum, Desv. 156.
Neurocarpus, W. et M. 436.
Neuroloma, Andr. 60.
Neuronia, D. Don, 401.
Neuropeltis, Wall. ^32.
Neuropogon, Nees, 429.
Neurosperma, Raf. 52.
Neuwiedia, Bl. 342.
Nexea, R. et P. 214.
Nhandiroba, Plum. 52.
Nicandra, Schreb. 307.
Nicandra, Adans. 295.
Nicolsonia, DC. 156.
Nicotiana, L. 295.
Nidorella, Cass. 256.
Nidularia, Bull. 425.
Niebhria, Scop. 257.
Niebhria, DC. 62.
Nierembergia, R. P. 295.
Nigella, L. 7.
Nigellastrum, Moench. 7.
Nigrina, Thunb. 184.
Nigrina, L. 292.
Nigritella, Rich. 340.
Nima, Hamilt. 130.
Niobe, Saiisb. 353.
Niota, Lam. 130.
Nipa, Thunb. 346.
Niphobolus, Kaulf. 400.
Niruri, Adans. 116.
Nisa, Pet. Th. 55.
Nissolia, Jacq. 156.
Nitelium, Cass. 263.
Nitella, Ag. 418.
Nitophyllum, Grev. 436.
Nitraria, L. 110.
 NITRARIACEAE, Lindl. 110.
Nivenia, R. Br. 200.
Nivenia, Vent. 333.
Nobla, Adans. 246.
Noccaea, Jacq. 60.
Noccea, Jacq. 255.
Nodularia, Mert. 436.
Nodularia, Lyngb. 436.
Noisettia, H.B.K. 64.
Nolana, L. 230.
Nolanea, Fr. 424.
 NOLANACEAE, 229.
Nolina, Mx. 348.
Nolletia, Cass. 257.
Noltia, Thonn. 438.
Nomaphila, Bl. 285.
Nomismia, W. et A. 156.
Nomochloa, P. de B. 389.
Nonatelia, Aubl. 246.
Nonea, DC. 274.
Nopaleae, Juss. 53.
Noipntea, Aubl. 77.
Noranteae, DC. 77.
Norna, Wahl. 340.
Noronhia, Pet. Th. 308.
Norstoe, Vauch. 437.
Nostocella, Gaill. 437.
Nostochium, Link. 437.
Nortenia, Pet. Th. 292.
Nosophrlea, Fr. 426.
Notanthera, G. Don, 50.
Notelaea, Vent. 308.
Noterophila, Mart. 42.
Nothites, Cass. 256.
Nothokena, R. Br. 401.
Nothria, Berg. 67.
Noticastrum, DC. 256.
Notoceras, R. Br. 60.
Notochaete, Benth. 277.
Notonia, DC. 261.
Notylia, Lindl. 340.
Nowodworskia, Presl. 380.
Nunnezharia, R. et P. 346.
Nunnezia, Willd. 346.
Nuphar, Sibth. 13.
Nuttallia, Dick. 97.
Nuttallia, DC. 229.
Nuxia, Vent. 292.
Nuytsia, R. Br. 50.
Nyctalis, Fr. 424.
Nyctagineae, Juss. 213.
Nyctago, Juss. 214.
Nyctanthes, L. 309.
Nycterinia,*; Don, 292.
Nycterisition, R. P. 226.
Nycterium, Vent. 295.
Nylandtia, Dumort. 86.
Nymphanthus, Lour. 116.
Nymphaea, L. 13.
 NYMPHACEAE, DC. 10.
Nyssa, L. 193.
Nyssaceae, Juss. 193.
Nyssanthes, R.Br. 208.
Obajaca, Cass. 261.
Obeliscaria, Vaill. 258.
Oberonia, Lindl. 339.
Obentonia, Velloz. 133.
Obesia, Haw. 305.
Obione, Gaertn. 209.
Obolaria, L. 248.
Obolaria, L. 288.
Ocellularia, Mey. 430.
Oceoclades, Lindl. 340.
Ochna, Schreb. 129.
 OCHNACEAE, DC. 129.
Ochneae, DC. 129.
Ochradenus, DC. 62.
Ochranthe, Lindl. 78.
 OCHRANTHACEAE, Lindl. 78.
Ochrocarpus, Pet. Th. 75.
Ochroma, Swz. 95.
Ochrosia, Juss. 301.
Ochroxylum, Schr. 136.
Ochthocharis, Bl. 42.
Ochtodium, DC. 60.
Ocimoideae, Benth. 276.
Ocimum, L. 276.
Ocoteae, N. ab £. 201.
Ocotea, Aubl. 201.
Octas, Jack. 438.
Octarillura, Lour. 193.
Octavia, DC. 246.
Ochthodium, DC. 60.
Octoblepharum, Hedw. 410.
Octodiceras, Brid. 411.
Octodon, Thonn. 246.
Octomeria, R. Br. 339.
Octopera, Don, 221.
Odina, Roxb. 168.
Odonectis, Raf. 341.

- Odonia*, Bertol. 156.
Odontandra, Kth. 104.
Odontarrhena, Meyer. 60.
Odonthalia, Lyngb. 436.
Odontia, Pers. 424.
Odontites, Pers. 292.
Odontocarpa, Hoffm. 24.
Odontocarpa, Neck. 266.
Odontoglossum, Humb. et Kunth, 340.
Odontocarpa, Less. 255.
Odontoloma, H. B. K. 255.
Odontopteris, Bernh. 402.
Odontosperma, Neck. 257.
Odontostemma, Benth. 126.
CEdemium, Lk. 425.
(Ederia), L. 259.
CEdera, Crz. 354.
(Edipachne), Link. 378.
CEdmannia, Thunb. App.
CEdopodium, Schw. 410.
(Egockloa), Benth. 233.
CEnanthe, Lam. 24.
(Enocarpus), Mart. 346.
(Enoplia), Hedw. 108.
CEnothera, L. 36.
CEonia, Lindl. 340.
CEthaliium, Lk. 425.
Ogcereostylus, Cass. 260.
Ogiera, Spreng. 257.
Oglifa, Cass. 260.
Ohigginsia, R. et P. 245.
Ohlendorffia, Lehm. 292.
Oidium, Lk. 426.
Oiospermum, Less. 255.
Okenia, Dietr. 133.
Okenia, SchJecht. 214.
 OLACINEJE, Mirbel. 32.
Olaf, L. 33.
Olbia, Medic. 97.
Oldenlandia, L. 246.
Oldenburgia, Less. 262.
Olea, L. 308.
 OLEINEJE, Hoffsgg. 307.
Olfa, Adans. 7.
Olfersiu, Raddi. 400.
Oligactis, Cass. 255.
Oligandra, Less. 209, 263.
Oligcerium, Cass. 259.
Oligarrhena, R. B. App.
Oligacoce, Willd. 266.
Oliganthes, Cass. 255.
Oligocarpus, Less. 261.
Oligocarpa, Cass. 257.
Oligodora, DC. 260.
Oligogyne, DC. 258.
Oligosporus, Cass. 260.
Oligothrix, DC. 261.
Olinia, Thunb. 119.
Olisbea, DC. 40.
Oliveria, Vent. 24.
Olmedia, R. et P. 178.
Olomitrium, Brid. 410.
Olostyla, DC. 246.
Olynthia, Lindl. 45.
°lyra, L. 380.
Omalia, Brid. 411.
Omalanthus, Ad. Juss. 117.
Omalanthus, Less. 260.
Omalocline, Monn. 263.
Omalotes, DC. 260.
Omalotheca, Cass. 260.
Omasa, Bl. 340.
Omphalandra, P. Br. 117.
Omphalea, L. 117.
Omphalia, Fr. 424.
Omphalobium, Gaertn. 158.
Omphalocarpus, Brown, 226.
Omphalococca, W. 278.
Omphalodes, Tourn. 275.
Omphalospora, Bess. 292.
Onagra, Spach. App.
 ONAGRARIJE, Juss. 35.
Onagreae, DC. 36.
Oncidium, Swartz. 340.
Oncidium, Fr. 425.
Oncinema, W. et A. 305.
Oncinus, Lour. 225.
Oncoba, Forsk. 73.
Oncoma, Spreng. 277.
Oncophorus, Brid. 410.
Oncostemum, Ad. J. 225.
Oncus, Lour. App.
Oneillia, Ag. 436.
Onobroma, Gaertn. 262.
Onobroma, DC. 262.
Onobrychis, Tourn. 156.
Onoclea, L. 401.
Onocleae, Hook. 401.
Ononis, L. 155.
Onopordon, L. 262.
Onopyxos, Raf. App.
Onoseris, DC. 262.
Onosma, L. 274.
Onosmodium, Mx. 274.
Onosuris, Rafin. 36.
Onotrophe, Cass. 262.
Onychium, Kaulf. 401.
Onychium, Bl. 340.
Onychium, Rnwtdt. 401.
Onygena, Pers. 425.
Oodinium, DC. 255.
Opa, Lour. 45.
Opegrapha, Pers. 430.
Opercularia, A. Rich. 246.
Opercularineae, Juss. 246.
Opetiola, Gaertn. 385.
Ophelia, Don, 298.
Ophelus, Lour. 95.
Ophiala, Desv. 402.
 OPHIOGLOSSSES Br. 402.
Ophioglossum, L. 402.
Ophiopteris, Reinw. 401.
Ophiopogon, Ker. 354.
Ophiorrhiza, Forsk. 245.
Ophioscorodon, Wallr. 353.
Ophiosperma, Vent. 224.
Ophiospermum, Lour. 197.
Ophioxylon, Pers. 301.
Ophioxylon, Burm. 302.
Ophira, L. 193.
Ophiurus, Gaertn. 379.
Ophrydeae, Lindl. 340.
Ophrys, L. 341.
Opilia, Roxb. 3d.¹
Opitzia, Presl. 381.
Oplismenus, P. de B. 379.
Oplothea, Nutt. App.
Oponna, Don, 263.
Oporanthus, Herb. 329.
Opoponax, Koch. 24.
Ophthalmidium, Esch. 430.
Opulus, Tourn. 248.
Opuntia, Tourn. 54.
Opuntiaceae, Juss. 53.
Orbea, Haw. 305.
 ORCHIDEJS, Juss. 335.
Orchidium, Swartz. 340.
Orchidocarpum, Mich. 19.
Orchis, L. 340.
Orchipeda, Bl. 302.
Oreanthus, Raf. 163.
Oreas, Brid. 410.
Oreas, Cham. 60.
Oreobolus, R. Br. 385.
Oreochloa, Link. 382.
Oreocallis, R. Br. 200.
Oreodaphne, N. et M. 201.
Oreodaphneae, N. ab £. 202.
Oreodoxa, W. 346.
Oreoseris, DC. 262.
Oreoxis, Raf. 24.
Oresigonia, Schlecht. 261.
Oresitrophe, Bge. 163.
Oriba, Adans. 223.
Oribasia, Schreh. 246.
Origanum, L. 277.
Orimaria, Raf. 24.
Orites, R. Br. 200.
Orium, Desv. 60.
Orlaya, Hoffm. 24.
Ormenis, Cass. 259.
Ormiscus, DC. 60.
Ormocarpum, P. Br. 156.
Ormosia, Jacks. 155.
Ormosolenia, Tausch. 24.
Ornithidium, Salisb. 340.
Omithocephalus, Hook. 340.
Ornithogalum, Linn. 353.
Ornithoglossum, Salisb. 348.
Ornitkopodium, Tourn. 156.
Ornithopteris, Bernh. 402.
Ornithopus, Linn. 156.
Ornithoxanthum, Link. 353.
Ornitrophe, Juss. 82.
Ornus, Scop. 308.
Orobancha, L. 288.
 OROBANCHEE, Rich. 287.
Orobanchia, Velloz. 287.
Orobium, Rchb. 60.
Orobus, L. 156.
Orontiaceit, Br. 364.
Orontium, L. 364.
Oropetium, Tr. 380.
Orophea, Bl. 19.
Orsina, Bertol. 257.
Orsinia, Bertol. 255.
Ortugia, Linn. 128.
Orthanthera, Wght. 305.
Orthocarpus, Nutt. 292.
Orthocentron, Cass. 262.

- Orthoceras, R. Br. 341.
 Orthoclada, P. de B. 383.
 Orthodon, Bory, 410.
Orthodontium, Schw. 412.
 Orthopogon, R.Br. 379.
 Orthosiphon, Benth. 276.
*Orihosperru*B, DC. 23.
 Orthosanthus, Swt. 333.
 Orthostemon, Br. 298.
Orthotheca, Brid. 410.
 Orthothecium, Endl. 95.
 Orthotricheae, Arn. 410.
 Orthotrichum, Hedw. 410.
Ortiga, Feuill. 53.
Orvala, L. 277.
 Orychophragmus, Bge. 60.
 Orygia, Forsk. 56.
 Oryza, L. 381.
 Oryzopsis, Rich. 381.
Oryzopsis, Nutt. 381.
 Osbeckia, L. 42.
 Osbeckieae, DC. 42.
Oscillaria, Bosc. 436.
 Oscillatoria, Vauch. 436.
Oscillatoriella, Gail. 436.
Osmanthus, Lour. 308.
 Osmites, Cass. 261.
 Osmitopsis, Cass. 261.
Osmondaria, Lamour. 436.
 Osmorhiza, Rafin. 24.
 Osinunda, L. 402.
 OSMUNDACEA, Br. 402.
 Osmundese, Hook. 402.
Osproleon, Wallr. 288.
 Ossaea, DC. 42.
 Osteomeles, Lindl. 146.
 Osteospermeae, DC. 261.
 Osteospermum, L. 261.
Osterdyckia, Burm. 162.
 Ostericum, Hoffm. 24.
 Ostodes, Bl. 117.
 Ostracoderma, Fr. 425.
 Ostropa, Fr. 424.
 Ostrya, Mich. 171.
Ostryodium, Desv. 156.
Oswalda, Cass. 257.
 Osyricera, Blume. 339.
 Osyrideae, Juss. 193.
 Osyrinae, Link. 193.
 Osyris, L. 193.
 Otachyrium, N. ab E. 378.
 Otanthera, Bl. 42.
Otandra, Salisb. 340.
Otanthus, Link. 259.
 Oteiza, Lallav. 264.
 Othera, Thunb. 227.
 Othlis, Schott. 21.
 Othonna, L. 261.
 Othonneae, Less. 261.
Othrys, Pet.Th. 62.
 Otidia, Lindl. 138.
Otiona, Corda. 414.
 Otiophora, Zucc. 246.
 Otochilus, Lindl. 339.
 Otoptera, DC. 156.
 Otostegia, Benth. 277.
Ottelia, -Pers. 335.
Ottilis, Gaertn. 31.
 Ottoa, H. B. K. 24.
 Ottonia, Spr. 186.
 Oudneya, Br. 60.
 Ourisia, Comm. 292.
Ourouparia, Aubl. 245.
 Outea, Aubl. 157.
Oüirirandra, Pet. Th. 356.
Ovieda, L. 278.
 Ovieda, Spr. 333.
 OXALIDEJE, DC. 140.
 Oxalis, L. 140.
 Oxera, Lab. 277.
 Oxia, Lour. 214.
 Oxleya, Hook. 104.
 Oxyanthera, Brongn. 340.
 Oxyanthus, DC. 246.
 Oxybaphus, Juss. 214.
Oxycarpus, Lour. 75.
Oxyceros, Lour. 245.
 Oxycoccus, Rich. 222.
 Oxydon, Less. 263.
 Oxygonum, Burch. 212.
 Oxylobium, Bot. Rep. 155.
 Oxymeris, DC. 42.
 Oxymitra, Bisch. 414.
 Oxypetalum, Br. 305.
 Oxyphaeria, Hortul. 260.
 Oxypolis, Raf. 24.
Oxyramphis, Wall. App.
 Oxyria, Hill, 212.
 Oxyspora, DC. 42.
 Oxystelma, Br. 305.
 Oxystoma, Eschw. 430.
 Oxystophyllum, Bl. 340.
Oxytandrum, Neck. 100.
 Oxytropis, DC. 156.
 Oxyura, DC. 259.
 Oyedsea, DC. 258.
 Ozodia, W. et A. 24.
Ozunium, Pers. 424.
Ozophyllum, Schreb. 133.
 Ozothamnus, Br. 260.
Pachideris, Cass. 257.
Pachira, Aubl. App.
 Pachites, Lindl. 340.
 Pachnocybe, Berkl. 425.
 Pachylaena, Don, 264.
 Pachylepis, Less. 264.
Pachyloma, DC. 42.
Pachylophis, Spach. App.
 Pachycentria, Bl. 42.
 Pachyderma, Bl. 308.
 Pachyma, Fr. 425.
Pachyne, Salisb. 340.
 Pachynema, R. Br. 21.
 Pachyphyllum, H. et K. 340.
 Pachypleurum, Led. 24.
 Pachypodium, Lindl. 301.
 Pachyrhizus, Rich. 156.
 Pachysandra, Mx. 116.
 Pachysa, Don, 221.
Pachystoma, Bl. 340.
 Pachystemon, Bl. 117.
 Pachystylum, DC. 60.
 Pacourina, Aubl. 255.
 Pacouria, Aubl. 302.
 Pacurinopsis, Cass. 255.
 Paederia, L. 246.
 Paederieae, DC. 246.
Pcederota, L. App.
 Padina, Adans, 436.
 Paeonia, L. 7.
 Pacpalanthus, Mart. 388.
 Pagamea, Aubl. 306.
 Palafoxia, Lag. 255.
Palava, R. et P. 80.
 Palavia, Cav. 97.
Paleolaria, Cass. 255.
Paletuviera, Pet. Thou. 40.
Paley, Cass. 263.
Paliavana, Velloz. 287.
 Palicouria, Aubl. 246.
 Palimbria, Bess. 24.
 Paliurus, Tourn. 108.
 Palisota, Rchb. 355.
Pallasia, L. 212.
Pallasia, L'Her. 258.
Pallasia, Houtt. 133.
 Pallenis, Cass. 257.
 Palmella, Lyngb. 437.
 PALMJE, JUSS. 343.
 Palmstruckia, Retz. 292.
 Palovea, Aubl. 157.
 Paludella, Brid. 411.
 Pamphalea, Lag. 263.
Pamea, Aubl. 39.
 Panaetia, Cass. 260.
 Panagyris, Lag. 263.
 Panax, L. 25.
Panciatica, Piccio. 157.
Pancovia, W. 157.
 Pancratium, Herb. 329.
 PANDANEJS, R. Br. 361.
 Pandanus, L. 362.
 Pangium, Rumpf. 70.
Panicastrella, Moench, 381.
 Panicum, L. 378.
Panke, Fenill, 178.
Panopia, Noronh. 117.
Panzeria, Mconch. 277.
Panzeria, Willd. 157.
 PAPAVERACEJE, JUSS. 7.
 Papaver, L. 9.
 PAPAYACEJE, Mart. 69.
Papiria, Lam. 178.
 Pappaea, Eckl. 82.
 Pappophorum, Schreb. 381.
 Papularia, Fr. 426.
 Papyrus, W. 385.
 Paquerina, Cass. 256.
 Paractaenum, Beauv. App.
Paragnathis, Spr. 341.
 Paralea, Aubl. 228.
Paramesus, Presl. 156.
Paranomus, Salisb. 200.
Parapetalifera, W. 133.
 Parastranthus, Don, 236.
Parentucellia, Viv. 292.
 Paratropia, Bl. 25.
 Pardanthus, Ker, 333.
Pardisium, Burm. 263.
 Parideae, Link. 347, 348.

- Panderia, F. et M. App.
 Pariana, Aubl. 379.
 Parietaria, Linn. 177.
 Parietarieae, G. 177.
 Parinarium, Juss. 159.
Parinari, Aubl. 159.
 Paris, L. 348.
 Paritium, A. St. H. 97.
 Parivoa, Aubl. 157.
 Parkeria, Hook. 401.
 Parkeriaceae, Hook. 401.
 Parkia, Br. 157.
 Parkinsonia, L. 157.
 Parmelia, Ach. 429.
Parmentaria, Fee, 430.
 Parnassia, L. 163.
 Parochetus, Hamilt. 156.
 Paronychia, T. 128.
 Paronychieae, St.Hil. 127.
 Paropsia, Noron. 69.
Parosella, Cav. 156.
 Parrotia, Meyer, 49.
 Parrya, Br. 60.
Parsonia, Br. 101.
 Parsonsia, R. Br. 301.
 Parthenium, L. 258.
Partheniastrum, Niss. 25fi.
 Parthenieae, Less. 258.
 Pascalia, Ort. 258.
 Pascanthus, Burch. 69.
 Pasithea, Don, 354.
 Paspalus, Fl. 378.
Passalia, Soland. 64.
 Passerina, L. 195.
 Passiflora, L. 69.
 PASSIFLOREJE, JUSS. 67.
Passoura, Aubl. 64.
 Pastinaca, Tourn. 24.
 Patabea, Aubl. 246.
 Patagonula, Linn. 273.
Patagonium, Schranck. 156.
Patellaria, Fr. 429.
 Patellaria, Fr. 424.
 Patersonia, R. Br. 333.
 Patima, Aubl. 246.
 Patrinia, Juss. 266.
Patrisia, Rohr. 109.
Patrisia, Rich. 70.
 Patrisia, H. B. K. 70.
 Patrisieae, DC. 70.
Paulatia, Cav. 157.
 Paullinia, Schum. 82.
Pavate, Ray, 246.
 Pavetta, L. 246.
 Pavia, Boerb. 84.
Pavinda, Thunb. 28.
Pavonia, R.P. 189.
 Pavonia, Cav. 97.
Pecheya, Scop. 246.
 Pectidium, Less. 255.
 Pectophytum, Kth. 23.
 Pectideae, Less. 255.
 Pectidopsis, DC. 255.
Pectinastrum, Cass. 262.
 Pectis, Less. 255.
 PEDALIMJE, Br. 281.
 Pedalium, L. 281.
 Pediastrum, Meyen. 437.
 Pedicellia, Lour. 83.
 Pediculares, Juss. 288.
Pediculares, Juss. 292.
 Pedicularis, L. 292.
 Pedilanthus, Neck. 117.
Pedilea, Lindl. 339.
Pedilonia, Presl. 330.
Pedilonum, Bl. 340.
 Peganum, L. 134.
 Pegia, Colebr. 168.
 Pegolottia, Cass. 257.
 Peixotoa, A. de J. 122.
Pekea, Aubl. 76.
 Pelargonium, L'Her. 138.
 Pelexia, Poit. 341.
 Peliosanthes, Andrews, 354.
 Pellia, Raddi, 414.
 Pelletiera, Aug.
 Pellionia, G. 177.
 Peltandra, Raf. 364.
Peltanthra, Roth. 301.
 Peltaria, Linn. 60.
 Peltidea, Ach. 429.
 Peltigera, Hoffm. 429.
 Peltodon, Pohl. 276.
 Peltophorus, P. de B. 380.
Peltopsis, Rafin. 367.
 Pemphis, Forst. 101.
 Penaea, L. 204.
 PENJEACEAE, R.Br. 203.
 Penicillaria, W. 379.
 Penicillium, Lk. 425.
 Pennantia, Forst. 108.
 Pennisetum, P. de B. 379.
Pentacalia, Cass. 261.
 Pentacaena, Bartl. 128.
 Pentachondra, R. Br. App.
 Pentacrypta, Lehra. 23.
 Pentadesma, R. Br. 75.
 Pentaglottis, Wall. 95.
 Pentaloba, Lour. 64.
 Pentameris, P. de B. 382.
 Pentanema, Cass. 257.
Pentanthus, Less. 263.
 Pentapetes* L. 95.
 Pentaphorus, Don, 264.
 Pentaphragma, Wall. 242.
 Pentaphragma, Zucc. 305.
Pentaphyllon, Pers. 156.
 Pentapogon, P. de B. 380.
 Pentaptera, Roxb. 39.
Pentaraphia, Lindl. 287.
 Pentarhaphis, H. et K. 381.
 Pentasacme, Wall. 305.
 Pentaschistis, N. ab E. 382.
Pentataxis, Don, 260.
 Pentatropis, R.Br. 305.
Pentheia, Don, 262.
 Penthea, Lindl. 341.
 Penthorum, L. 165.
 Pentstemon, L'Her. 292.
 Pentzia, Thunb. 260.
 Peperidia, Rchb. 184.
 Peperidium, 324.
 Peperomia, R. P. 186.
 Peplidium, Del. 292.
 Peplis, L. 101.
 Pera, Mut. 117.
 Peraltea, H. B. K. 157.
 Perarnp, Aubl. 278.
Peranema, Don, 401.
Perajoa, Cav. 223.
 Peramibus, Raf. 264.
Peranium, Salisb. 341.
 Perdicium, L. 263.
 Perebea, Aubl. 178.
 Pereilema, Presl. 380.
 Pereskia, Plum. 54.
 Perezia, Lallav. 263.
Perezia, Less. 263.
 Pergularia, L. 305.
 Periballia, Fr. App.
 Peribotryon, Fr. 425.
 Perichasna, Fr. 425.
 Periconia, Tod. 425.
Periconia, Tode, 430.
 Peridermium, Lk. 426.
 Peridium, Schott. 117.
 Perilla, L. 277.
 Periloma, Kth. 277.
 Periola, Fr. 425.
 Periphragmos, R. et P. 233.
 Periploca, L. 305.
 Periplocese, Bartl. 305.
 Pcriptera, DC. 97.
 Perisporium, Fr. 425.
 Peristeria, Hook. 340.
 Peristera, DC. 138.
 Peristrophe, N. ab E. 285.
 Peristylus, Bl. 340.
 Peritoma, DC. 62.
Perlebia, DC. 24.
Pernetia, Scop. 238.
 Pernettya, Gaud. 221.
 Perobachne, Presl. 379.
Peromnion, Schw. 411.
 Peronema, Jack. 278.
Peronia, DC. 326.
 Peronia, Wall. 438.
 Perotis, Ait. 380.
 Perotriche, Cass. 260.
 Perrottetia, H. B. K. 119.
Perrottetia, DC. 156.
 Persea, Gaertn. 201.
 Perseae, N. ab E. 201.
Persica, Tourn. 147.
Personaria, Lamb. 261.
 Personatae, L. 288.
Persoonia, Mx. 259.
 Persoonia, Sm. 200.
Persoonia, W. 103.
Pertusaria, Lam. 429.
 Perula, Schreb. App.
 Perularia, Lindl. 340.
 Perymenium, Schrad. 258.
Petagnana, Gmel. 156.
 Petagnia, Guss. 23.
 Petalacta, Don, 260.
 Petalanchera, N. et M. 201.
 Petalanthra, Nutt. 53.
 Petalanthus, Nees,
 Petalidium, N. ab E. 285.
Petalolcpis, Cass. 2C0.

- Petaloma*, Swz. 41.
Petalonema, Berkel. 43C.
Petalostemum, Mich. 156.
Petalotoma, DC. 45.
Petasites, To urn. 256.
Petesia, P. Br. 245.
Retesia, Gaertn. 245, 246.
Pethea, Pourr. 380.
Petilium, L. 353.
Petitia, Jacq. 278.
 PETIVERIACEAE, Link. 212.
Petiveria, Linn. 212.
Petrea, L. 278.
Petrobium, R. Br. 257.
Petrocallis, R. Br. 60.
Petrocarvi, Tausch. 24.
Petrocarya, Scrb. 159.
Petromarula, Bauh. 238.
Petrophila, R. Br. 200.
Petroselinum, Holfm. 23.
Petunga, DC. 245.
Petunia, Juss. 295.
Peucedanum, Koch. 24.
Peucedaneae, DC. 24.
Peumus, Pers. 189.
Peyrousea, DC. 260.
Peziza, Dill. 424.
Pfaffia, Mart. 208.
Phaca, Linn. 156.
Phacelia, Juss. 272.
Phacocapnos, Bnh. 10.
Phacosperma, Haw. 124.
Phtrcasium, Cass. 263.
Phaenioxopus, Cass. 263.
Phaeroma, 324.
Phaostoma, Spach. App.
Phaethusa, Gaertn. 258.
Phagnolon, Cass. 257.
Phajus, Lour. 340.
Phalacraea, DC. 255.
Pfialacrodiscus, Less. 259.
Phalacroloma, Cass. 256.
Phalangium, DC. 354.
Phalaris, L. 378.
Phaleria, Jack. 108.
Phalerocharis, Don, 221.
Phalolepis, Cass. 262.
Phallaria, Schum. 246.
Phallus, Mich. 425.
Phalaenopsis, Bl. 340.
Phanera, Lour. 157.
Phanerocotyledonea; Agardh. l.
Phania, DC. 255.
Pharnaceum, L. 128.
Pharbitis, Ch. 231.
Pharus, L. 380.
Pharium, Herb. 353.
Phasum, L. 410.
Phatellus, Munch. 156.
Phaseoleae, DC. 156.
Phaseolus, L. 156.
 ? *Phaylopsis*, Willd. 285.
Phelialium, Vent. 133.
Phellandrium, L. 24.
Phelipaea, Desf. 288.
Pkelyp&a, Thunb. 393.
Phelline, Labill, 227.
Pkeloiiitis, Chev. 425.
Phemeranthus, Rafin. 124.
Phialis, Spreng. 259.
Philactis, Schrad. 258.
 PHILADELPHBJE, Don, 47.
Philadelphus, L. 47.
Philagonia, Biume, 133.
Philesia, Juss. 360.
Philesiae, 360.
Philoglossa, DC. 258.
Phillbertia, H. B. K. 305.
Philippia, Klotzch. 221.
Philodendron, Schtt. 364.
Phillyrea, L. 308.
Philocrene, Bong. 191.
Philodice, Mart. 388.
Philonotis, Brid. 411.
Philothea, Rudge. 133.
Philostemon, Less. 262.
Philostizus, Cass. 2C2.
Philogyne, Haw. 329.
Philoxerus, R. Br. 208.¹
 PHILYDREJE, R. Br. 357.
Phil yd rum, Banks, 358.
Phippsia, Br. 380.
Phlebia, Fr. 424.
Phleboanthe, Tausch. 277.
Phlebocarya, R. Br. 330.
Phlebochiton, Wall. 168.
Phlebomorpha, Pers. 425.
Phlebophyllum, N. ab E. 285.
Phlegmatium, Fr. 424.
Phleum, L. 380.
Phlseconis, Fr. 426.
Phlogacanthus, N. ab E. 285.
Phlomidopsis, Link. 277.
Phlomoides, Moench. 277.
Phlomis, L. 277.
Phcrnop'oda, Cass. 260.
Phlox, L. 232.
Phoberos, Lour. 70.
Phecocarpus, Mart. 83.
Phaenocoma, Don, 260.
Pholeosanthese, Blume, 175.
Philodandra, Neck. 133.
Pholidia, R. Br. 279.
Pholidota, Lindl. 340.
Pholiota, Fr. 424.
Phoma, Fr. 424.
Pholiurus, Tr. 380.
Phorobolus, Desv. 401.
Phormium, Thunb. 354.
Phosanthus, Rafin. 246.
Photinia, Liudl. 146.
Phragmicoma, Dumort. 414.
Phragmidium, Lk. 426.
Phragmites, Tr. 382.
Phragmotrichum, Kz. 426.
Phreatia, Lindl. 340.
Phryma, L. 278.
Phrynium, W. 326.
Phtheirospermum, Bge. 292.
Phucagrostis, Cav. 367.
Phycella, Lindl. 329.
Phycei, Ach. 430.
Phycomyces, Kze. 425, 430,
 436.
Phyla, Lour. 43S.
Phylacteria, Fr. 424.
Phylica, Linn. 108.
Phyllachne, Forst. 231.
Phyllactis, Dufur. 266.
Phyllagathis, Bl. 42.
Phyllamphora, Lour. 205.
Phyllantheae, Bartl. 116.
Phyllanthera, Bl. 305.
Phyllanthus, L. 116.
Phyllanthus, Neck. 54.
Phyllaurea, Lour. 116,
Phyllerium, Fr. 426.
Phyllis, L. 246.
Phyllocephalum, Blum. 255.
Phyllocharis, Fée, 430.
Phyllobolium, Fish. 157.
Phyllocladus, Rich. 317.
Phylloodium, Desv. 15G.
Phyllodoce, Don, 221.
Phylloedium, Fr. 425.
Phyllogonium, Brid. 411.
Phylloma, Lk. 436.
Phyllophora, Grev. 436.
Phyllostegia, Benth. 277.
Phyllopus, DC. 42.
Phyllostemma, Neck. 130.
Phyllopta, Fr. 424.
Phymaspermum, Less. 259.
Phymatanthus, Sweet. 138.
Phymatidium, Lindl. 340.
Phymatium, Chev. 425.
Physa, Pet. Th. 128.
Physalis, L. 295.
Physarum, Pers. 425.
Physcia, Ach. 429.
Physsidium, Brid. 410.
Physianthus, Mart. 305.
Physcium, Lour. 335.
Physematium, Kauf. 401.
Phyxicarpus, Poir. 155.
Physiphora, Scland. 64.
Physocalycium, Vest. 165.
Physocalyx, Pohl. 292.
Physocalyrnna, Pohl. 101.
Physosiphon, I Audi. 339.
Physocarpus, Camb. 145.
Physocaulis, Tausch. 24.
Physodium, Presl. 95.
Phylospermum, Cuss. 24.
Physospermum, Vela. 24.
Physo\$)ermum, Gaertn. 308.
Physostemon, Mart. 62.
Physostegia, Benth. 277.
Physostelma, Wght. 305.
Physurus, Rich. 341.
Phytelephanteae, Mart. 362.
Phytelephas, R. P. 362.
Phyteuma, Lour. 248.
Phyteuma, L. 238.
Phytocrene, Wall. 216.
Phyteumopm, Men. 259.
Phytolacca, Linn. 210.
 PIYTOLACCEIS, Br. 210.
Phytoxys, Mol. 277.
Piarranthus, R.Br. 305.
Pickeringia, Nutt. 28, 221.

- Picnomon*, Mey. 262.
Picnomon, Lob. 262.
Picmcomon, Wallr. 265.
Picotia, Schult. 275.
Picramnia, Sw. 168.
Picradenia, Hook. 259.
Picrasma, Bl. 133.
Picria, Lour. 287, 292.
Picridium, Desf. 264.
Picrophaeos, Bl. 302.
Picris, L. 263.
Pictetia, DC. 156.
Picrorhiza, Royle, 292.
Picrium, Schreb. 298.
Pictocoma, Cass. 255.
Picrosia, Don, 264.
Pierardia, Roxb. 82.
Pieris, Don, 221.
Pigea, DC. 64.
Pilacre, Fr. 425.
Pileanthus, Lab. 45.
Pilea, Lindl. 177.
Pilitis, 223.
Piligena, Schum. 425.
Pilidium, Kunze.
Pillera, Endl. 156.
Illobolus, Tode. 425.
Pilocarpua, Vahl. 133.
Pilocarpeae, A. de Juss. 133.
Pilogyne, Schrad. App.
Pilopogon, Brid. 410.
Pilnphora, Jacq. 346.
Pilostyles, Guill. 392.
Pilotrichum, Beauv. 411.
Pilularia, L. 405.
Pimela, Lour. 111.
Pjmelea, Banks, 195.
Pimpinella, L. App.
Pimpinella, Adans. 148.
 PINACEJE, 313.
Pinalia, Lindl. 340.
Pinardia, Cass. 259.
Pjnaropappus, Less. 264.
Pinckneya, Mich. 245.
Pineda, R. et P. 55.
Pinillosia, Ossa. 258.
Pingara, Aubl. 46.
Pingraa, Cass. 257.
Pinguicula, Linn. 286.
Pinonia, Gaud. 401.
Pinus, L. 316.
Pinzona, Mart. 21.
Piparia, Aubl. 73.
 PIPERACEJE, Rich. 165.
Piper, L. 186.
Piperella, Presl. 277.
Piptatherum, P. de B. 381.
Piptanthus, Sweet. 155.
Piptocarpha, H. et Arn. 264.
Piptoceras, Cass. 262.
Piptochatium, Presl. 381.
Piptopogon, Cass. 263.
Piqueria, Cav. 255.
Piramidium, Brid. 410.
Piramidula, Brid. 410.
Ptringa, Juss. 245.
Piriqueta, Aubl. 72.
Pirardia, Ad. 255.
Piripea, Aubl. 292.
Pisaura, Bonat. 36.
Piscidia, Linn. 156.
Piscipula, Lcef. 156.
Posocarpium, Lk. 425.
Pisomyces, Fr. 425.
Pisolithus, Alb. et Schw. 425.
Pisonia, L. 214.
Pisonia, Rott. 227.
Pistacia, Linn. 168.
Pistia, Linn. 368.
Pistiaceae, Ag. 392.
 PISTIACEJE, Rich. 367.
Pistillaria, Fr. 424.
Pistolochinae, Link. 205.
Pistorinia, DC. 165.
Pisum, L. 156.
Pitavia, Mol. 136.
Pitcairnia, L'Her. 334.
Pitcheria, Nutt. 156.
Pithecoseris, Mart. 255.
Pittocarpium, Lk. 425.
 PITTOSPOREJE, R. Br. 31.
Pittosporum, Banks, 32.
Pitumba, Aubl. 65.
Pityrodia, Br. 278.
Placidium, Fr. 424.
Placodium, Ach. 429.
Placoma, Pers. 246.
Placus, Lour. 264.
Pladera, Roxb. 298.
Plagianthus, Forst. 116.
Plagiobotrys, F. et M. App.
Plagiochila, N. ab E. 414.
Plagiochasma, L. 414.
Plagiolobium, Sweet. 155.
Plagiopus, Brid. 411.
Plagiolythrum, N. ab E. 383.
Plagiotaxis, Wall. 104.
PJagius, L'Her. 260.
Planera, Mich. 179.
Plancia, Neck. 264.
Plananthus, Beauv. 404.
 PLANTAGINEJE, JUSS. 267.
Plantago, Linn. 268.
Plaso, Adans. 156.
 PLATANEJE, Mart. 187.
Platanocephalus, Vent.
Platanthera, Rich. 340.
Platanus, L. 187.
Platonia, Kunth, 383.
Platea, Bl. 33.
Platonia, Rafin. 278.
Platonia, Mart. 76.
Platostoma, P. Br. 276.
Platunium, Juss. 277.
Platycarpha, Less. 255.
Platycarpus, Bernh. 10.
Platycerium, Desv. 400.
Platycarpium, Humb. 283.
Platycodon, A. DC. 238.
Platychilum, Delaunay, 155.
Platylophus, Don, 162.
Platylophus, Cass. 262.
Platylobium, Sm. 155.
Platymerium, Bartl. 246.
Platynema, W. et A. 122.
Platynema, Schrad. App.
Platypetalum, Br. 60.
Platypteris, H. B. K. 258.
Platyraphium, Cass. 262.
Platysma, Bl. 340.
Platyspermum, Hook. 60.
Platyspermum, Koch. 24.
Platystigma, R. Br. 438.
Platystemon, Benth. 7.
Platystigma, Benth. 9.
Platystylis, Bl. 339.
Platystylis, Sweet. 156.
Platzoma, R. Br. 401.
P Umbelia, Brid. 410.
Plazerium, Willd. 379.
Plazia, R. P. 264.
Plecostoma, Desv. 425.
Plectaneia, Pet. Th. 301.
Plectocephalus, Don, 262.
Plectocarpon, Fe^e, 429.
Plectranthera, Mart. 64.
Plectranthus, L'Her. 276.
Plectritis, Lindl. 266.
Plectrocarpa, Hook. 134.
Plectronia, L. 246.
Plectrotropis, Thonn. 156.
Pleea, Mx. 348.
Plegmatium, Fr. 430.
Plegorhiza, Mol. App.
Pleione, Don, 340.
Pleocarphus, Don, 263.
Pleomeles, Salisb. 354.
Pleotheca, Wall. 246.
Plenckia, Rafin. 56.
Pleopeltis, H. B. K. 401.
Pleroma, Don, 42.
Pleuranthe, Salisb. App.
Pleurachne, Schrad. 385.
Pleurandra, Labill. 21.
Pleuraphis, Torr. 380.
Pleurandra, Rafin. 36.
Pleuridium, Brid. 410.
Pleurochiton, Corda. 414.
Pleurophora, Don, 101.
Pleuroplitis, Fr. 379.
Pleuropogon, R. Br. 383.
Pleuroschisma, Dumort. 414.
Pleurospermum, Hoffm. 24.
Pleurostachys, Brongn. 385.
Pleurostemon, Rafin. 36.
Pleurostylium, W. et A. 119.
Pleurothalleae, Lindl. 339.
Pleurothallis, R. Br. 339.
Pleurothyrium, N. ab E. 201.
Pleurotus, Fr. 424.
Plexaure, Endl. 341.
Plinia, L. 45.
Plocama, Ait. 246.
Plocamium, Lamour. 436.
Plocamophyllum, Less. 260.
Plocaria, Nees, 429.
Plocoglottis, Bl. 340.
Plottzia, Arnott. 128.
Pluchea, Cass. 257.
Plucheineae, Cass. 257.
Plukenetia, Plum. 117.

- PLUMBAGINEA, R. Br. 269.
 Plumbago, Linn. 270.
 Plumeria, L. 301.
Pluridens, Neck. 258.
 Pneumonanthæ, Cord. 298.
 Poa, L. 382.
 P&cockia, Ser. 155.
Pocophorum, Neck. 168.
Podagraria, Riv. 23.
 Podalyria, Lam. 155.
Podanthe, Haw. 305.
Podanthus, Lag. 257.
 Podaxon, Desv. 425.
Podia, Neck. 262.
 Podisoma, Lk. 426.
 Podocarpus, L'Her. 317.
 Podochilus, Bl. 340.
 Podocoma, Cass. 256.
Podogyne, Hoffg. 62.
 Podolepis, Lab. 260.
 Podolotus, Benth. 156.
 Podolobium, R. Br. 155.
 PODOPHYLLEË, DC. 7, 13.
 Podophyllum, L. 7.
 Podopterus, H.B.K. 212.
Podoria, Pers. 62.
 Podosaemum, DC. 263.
 Podosemum, Link. 3H0.
Podosperma, Less. 263.
Podosperma, Lab. 260.
Podosph<eria, Kz. 425.
 PODOSTEMEJE, Rich. 190.
 Podostemon, Mich. 191.
 Podostigma, £11. 305.
 Podotheca, Cass. 260.
 Poecilodermis, Endl. 95.
Pcederota, L. 292.
 Pceppigia, Bert. 278.
 Pceppisria, Presl. 157.
 Pogogyne, Benth. 277.
 Pogonantha, Bl. 42.
 Pogonatherum, Beauv. 379.
 Pogonatum, Beauv. 411.
 Pogonetes, 243.
 Pogonia, Juss. 341.
 Pogonopsis, Presl. 379.
Pogonia, Andr. 279.
 Pogonura, DC. 263.
 Pogostemon, Desf. 277.
 Pogostoma, Schrad. 292.
 Pohlana, Nees. 136.
Pohlia, Hedw. 411.
 Poidium, N. ab £. 382.
Poincia, Neck. 157.
Poinciana, DC. 157.
 Poinsettia, Grah. App.
 Poiretia, Vent. 156.
Poiretia, Gmel. 298.
Poiretia, Sm. 155.
Poiretia, Cav. 223.
 Poitsea, DC. 156.
Poitea, Vent. 156.
 Poivrea, Commers. 39.
 Polanisia, Raf. 62.
Polemannia, Berg. 353.
Polembryum, Ad. J. 133.
 PoLEMONIACEË, 232.
 Polemonium, L. 232.
 PoHa, Lour. 128.
 Polianthes, L. 353.
 Polichistes, Presl. 381.
Polium, Tourn. 277.
Pollalesta, H.B.K. 255.
 Pollia, Thunb. 355.
 Follichia, L. 128.
Pollichia, Med. 275.
Pollichia, Roth. 277.
Pollinia, Lk. 379.
 Poloa, DC. 256.
 Polpoda, Presl. 128.
 Polyachyrus, Lag. 263.
 Polyactidium, DC. 256.
Polyactis, Less. 256.
Polyactis, Link. 426.
 Polyactium, DC. 138.
 Polyadenia, N. ab E. 202.
 Polyaetnium, Desv. 401.
 Polyalthia, Bl. 19.
 Polyangium, Lk. 425.
Polyarhena, Cass. 256.
 Polyanthes, L. 353.
 Polybotrya, Humb. 400.
 Polycardia, Juss. 119.
 Polycarpa, Lour. 185.
 Polycarpsea, Lam. 128.
 Polycarpon, Lceffl. 128.
Polycephalos, Forsk. 257.
 Polychaetia, Less. 261.
Polychatia, Tausch. 263.
 Polycenia, Choisy, 279.
 Polychroa, Lour. 208.
 Polycnemum, L. 209.
 Polydontia, Bl. 147.
 Polygala, L. 86.
 PoLYGALEË, JuSS. 84.
 Polygaster, Fr. 425.
 Polygonatum, Desf. 354.
 Polygoneae, Benth. 212.
 POLYgone®, JUSS. 211.
 Polygonella, Mchx. 212.
 Polygonum, L. 212.
 Polyides, Ag. 436.
 Polylepis, R. et P. 148.
Polylepis, Less. 256.
 Polylobium, Eckl. App.
 Polymeria, Br. 232.
 Polyodon, H. et B. 381.
Polymniastrum, Lam. 258.
 Polymnia, L. 258.
 Polyosma, Bl. 248.
 Polyosma, Blum. 49.
 Polvozus, Lour. 246.
 Polypappus, Less. 257.
Polypera, Pers. 425.
 Polyphacum, Ag. 436.
Polyphema, Lour. 17«.
- Polyphragmon, Desf. 246.
 POLYPODIACE-E, R. Br. 400.
 Polypodium, Sw. 400.
 Polypodieae, Bory, 400.
 Polypogon, Desv. 380.
 Polyporus, Mich. 424.
 Polypremura, L. 246.
Polyraphis, TT. 381.
Polypteris, Nutt. 255.
 Polypteris, Nutt. 259.
 Polysaccum, DC. 425.
 Polyscias, Forst. 25.
 Polyscalis, Wall. 208.
 Polysiphonia, Grev. 436.
Polysperma, Vauch. 436.
 Polystachya, Hooker, 340.
Polystemon, Don, 162.
 Polysticta, Fr. 424.
Polystichum, Roth. 401.
 Polytricheae, Am. 411.
 Polytrichum, L. 411.
 Polytaenia, DC. 24.
 Polythrinium, Kz. 426.
 Polytropia, Presl. 156.
 Pomaceae, Juss. 145.
 Pomaderris, Lab. 108.
Pomangium, Reinw. 245.
 Pomaria, Cav. 157.
 Pomatium, Gsertn. 245.
 Pomatium, N. ab E. 201.
Pomatoderris, Schultes, 108.
 Pomax, Soland. 246.
 Pombalia, Vandelli, 64.
Pometia, Forst. 82.
 Pommereulla, L. 381.
Ponceletia, Pet. Th. 381.
 Ponceletia, R. Br. 223.
 Ponera, Lindl. 340.
 Fongamia, Lam. 156.
 Pongatium, Juss. 239.
Poneca, Schreb. 82.
 PONTEDEREJE, Kunth, 345*
 Pontedera, Linn. 347.
Pontoppidana, Scop. 47.
 Ponthieva, R. Br. 341.
Poppy a, Neck. 52.
 Populus, L. 187.
 Porana, L. 232.
 Poranthera, Rudge. lid.
 Poraqueiba, Aubl. 438.
Porcelia, R. et P. 19.
 Porcellis, Cass. 263.
Porodotion, Fr. 429.
 Porlieria, R. P. 134.
 Porina, Ach. 429.
 Poronia, Fr. 424.
 Porophylleae, DC. 259.
 Porophyllum, Vaill. 259.
Porophyllum, Gaudich. 163.
Porophora, Meyer. 429.
 Porotheliuin, Fr. 424.
 Porotheleum, Eschw. 429.
 Porpa, Blume, 99.
 Porphyra, Ag. 436.
Porjihyra, Lour. 278.
Porphyron, Tausch. 163.
Porrurum, Tourn. 353.
Portenschlagia, Tratt. 119.
Portesia, Juss. 103.
 Portlandia, P. Br. 245.
 Portulacaria, Jacq. 124.
 Portulaca, L. 124.
 POKTULACEJE, JUSS. 123.
 Posigonia, Konig. 367.
 Posoqueria, Aubl. 245.

- Posoria*, Rafin. 245.
Possira, Aubl. 157.
Potalia, Aubl. 307.
POTALiEiE, Mart. 306.
Potameae, Juss. 366.
Potamogeton, Linn. 367.
Potamophila, R. Br. 380.
Potentilla, Linn. 145.
Potentillese, DC. 145.
Poterium, Linn. 148.
Pothos, Linn. 364.
Pouchetia, A. Rich. 245.
Poupartia, Comm. 107.
Pouroumeae, G. 178.
Pourouma, Aubl. 178.
Pourretia, W. 95.
Pourretia, R. et P. 334.
Pouteria, Aubl. 227.
Pouzolzia, G. 177.
Pozoa, Lag. 23.
Prangos, Linn. 24.
Prasieae, Benth. 277.
Prasium, L. 277.
Prasophyllum, R. Br. 341.
Pratia, Gaud. 236.
Pratellarius, 424.
Praxelis, Cass. 255.
Preistleya, DC. 155.
Preissia, Corda. 414.
Premna, L. 278.
Prenanthes, L. 263.
Prepusa, Mart. 298.
Prescottia, Lindl. 341.
Preslia, Opiz. 276.
Prestonia, Br. 301.
Pretea, Gay. 281.
Prevostea, Ch. 232.
Prieuria, DC. 36.
Primula, L. 224.
Primula, Lour. 163.
PRiMULACE-ffi, Vent. 229.
Prinos, Linn. 229.
Prinsepia, Ryle. 156.
Printzia, Cass. 263.
Prionachne, N. ab E. 379.
Prionotes, R. Br. 23.
Prionitis, Delarb. 23.
Priotropis, W. et A. App.
Prismatocarpus, L'Her. 238.
Priva, Adans. 278.
Prockia, Linn. 73.
Procris, Com. 177.
Proiphys, Herb. 329.
Pronacron, Cass. 257.
Proserpinaca, L. 37.
Proselia, Don. 262.
Prosopis, L. 157.
Prosopia, Rchb. 292.
Prostanthera, Lab. 277.
Prostanthereae, Benth. 277.
Prostea, Camb. 82.
Prosthemium, Kunze, 425.
Prosthesis, Bl. 95.
Protea, L. 200.
 PROTEACEA, JUSS. 197.
Protium, Burm. 111.
Protococcus, Ag. 437.
Protomyces, Uriger. 426.
Protonema, Ag. 430, 432k
Proustia, Lag. 23.
Proustia, Lag. 262.
Prunella, L. 277.
Prunus, L. 147.
Psacalium, Cass. 261.
Psalliota, 424.
Psamma, R. et Sch. 380.
Psammotropha, Kckl. App.
Psanacetum, Neck. 260.
Psathura, Comm. 246.
Psathurochaeta, DC. 258>
Psathyra, Spr. 246.
Psathyra, Fr. 424.
Psatura, Poir. 246.
Pselium, Lour. 216.
Psephellus, Cass. 262.
Pseudaleia, Pet. Th. 33.
Pseudacacia, Tourn. 156.
Pseudaleioides, Pet. Th. 33.
Pseudanthus, Sieb. 193. -
Pseudanthus, Sieb. 117.
Pseudocotyledoneae, Ag. 395.
Pseudarthria, W. et A. 156.
Pseudodictamus, Mcench, 277,
Pseudo-elephantopus, Rohr. 255.
Psiadia, Jacq. 256.
Psiadidae, DC. 256.
Psidium, L. 45.
Psiguria, Neck. 52.
Psilobium, Jack. 246.
Psilathera, Link. 382.
Psilocybe, Fr. 424.
Psilonema, Meyer. 60.
Psilonia, Fr. 426.
P&ilopodium, Neck. 400.
Psilostylis, Andr. 60.
Psilopilum, Brid. 411.
Psilotum, Swz. 404.
Psilotrichum, Bl. 208.
Psilurus, Tr. 380.
Psittacoglossum, La Llave, 340.
Psophocarpus, Neck. 156.
Psoralea, Linn. 156.
Psoroma, Ach. 429.
Psychanthus, Raf. 86.
Psychine, Dcsv. 60.
Psychineae, DC. 60.
Psychotria, L. 246.
Psychotriaceae, Ch. et S. 246.
Psydrax, Gaertn. 246.
Psyllium, Juss. 268.
Psyllocarpus, Mart. 246.
Psyllocarpus, Pohl. 216.
Ptarmica, Tourn. 259.
Ptelea, L. 136.
Pteroxylon, Eckl. 82.
Pteleaceae, Kunth, 135.
Ptelidium, Pet. Th. 119.
Pterandra, A. de J. 122.
Pteranthus, Forsk. 178.
Pteranthus, Forsk. 128.
Pterigynandrum, Hedw. 411.
Pterigophyllum, Brid. 411.
Pterideae, Freyc. et Kaulf. 401.
Pterium, Desv. 383.
Pteris, L. 401.
Pt&pgium, Gaertn. 98.
Pterisanthes, Bl. 31.
Pterilema, Rnwtd. 180.
Ptcnandra, Jack. 42.
Pterocarpus, L. 156.
Pterocaulon, Ell. 257.
Pterocarya, Nutt. 180.
Pterochilus, Hook. 339.
Pterococcus, Pall. 212.
Pterocephallus, Vaill. 265.
Pteromarathum, Koch. 24.
Pterolepis, Schrad. 385.
Pterolobium, Andr. 60.
Pterolobium, R. Br. 157.
Pterolophus, Cass. 262.
Pteroneuron, DC. 60.
Pteronia, L. 257.
Pteropappus, Less. 256.
Pterophylla, Don, 162.
Pterophyllum, Nutt. 7.
Pteropogon, DC. 260.
Pterophorus, Vaill. 257.
Pterophyton, Cass. 258.
Pterospermum, Schreb. 95.
Pteropsis, Desv. 401.
Pterorhynchium, Nees, 385.
Pterospora, Nutt. 220.
Pterostegia, F. et M. App.
Pterostylis, R. Br. 341.
Pterota, Adans. 136.
Pterostigma, Benth. 292.
Pterostylis, R. Br. 341.
Pterothrix, DC. 260.
Pterotheca, Cass. 264.
Pterostelma, Wght. 305.
Pterotheca, Presl. 385.
Pterula, Fr. 424.
Pterygodium, Swartz. 341.
Pterygota, Endl. 95.
Ptilocnema, Don, 340.
Ptilidium, N. ab E. 414.
Ptilimnium, Raf. 23.
Ptiluphyllum, Nutt. 37.
Ptilostephium, H. B. K. 259.
Ptilostemon, Cass. 262.
Ptilota, Ag. 436.
Ptilotrichum, Meyer. 60.
Ptilotus, R. Br. 208.
Ptilurus, Don, 263.
Ptychocarya, R. Br. App.
Ptychostomum, Nees, 411.
Ptychotis, Koch. 23.
Ptychosperma, Lab. 346.
Puccinia, Pers. 426.
Pueraria, DC. 156.
Pugionium, Gaertn. 60.
Pulmonaria, L. 274.
Pulicaria, Gaertn. 257.
Pulsatilla, Bauh. 6.
Pultenaea, Sm. 155.
Punica, L. 45.
Punctaria, Grev. 436.
Pupalia, Mart. 206.
Purshia, Spr. 274.

- Purshia**, DC. 145.
Purshia, Raf. 37.
Puschkinia, Adams. 353.
Pusillina, Bory. 437.
Putranjiva, Wall. 180.
Putoria, Pers. 246.
Puyu, Mol. 334.
Pycnocephalum, DO. 255.
Pycnostelma, Bge. 301.
Pycnospora, R. Br. 155.
Pycnostachys, Hook. 276.
Pycnothelia, Desf. 429.
Pycneus, P. deB. 385.
Pycnanthemum, Mx. 277.
Pycnocycla, Lindl. 24.
Pygeum, Colebr. 147.
Pylaiscea, La Pyl. 411.
Pylayella, Bory. 436.
Pyrania, Cham. 42.
Pyrarda, Cass. 257.
Pyrenaria, Bl. 80.
Pyrenacantha, Hook. 178.
Pyrenastrum, Eschw. 430.
Pyrenium, Tode. 424.
Pyrenotheca, Fr. 430.
Pyrenula, Ach. 430.
Pyrethrum, Gaertn. 259.
Pyrgus, Lour. 225.
Pyrochroa, Fr. 430.
Pyrola, L. 219.
PYROLEJE, 219.
Pyrolirion, Herb. 329.
Pyrostoma, Meyer. 278.
Pyrostria, Comm. 246.
Pyrostria, Roxb. 246.
Pyrrhanthus, Jack. 39.
Pyrrhosia, Mirb. 400.
Pyrrcoma, Hook. 257.
Pyrrhotrichia, W. et A. App.
Pyrularia, Mx. 193.
Pyrus, Linn. 146.
Pythagorea, Raf. 101.
Pythion, Mart. 364.
Pythiura, Nees. 437.
Pythonium, Schtt. 364.
Pyxidantha, Mx. 234.
Pyxiditria, Mich. 429.
Pyxidium, Hill. 429.
Pyxine, Fr. 430.

Qutidria, R. P. 200.
Qualea, Aubl. 88.
Quamoclit, Tourn. 231.
Quapoya, Aubl. 75.
Quararibea, Aubl. 95.
Quassia, L. 130.
Queltia, Salisb. 329.
Quelusia, Vand. 36.
Quercineae, Juss. 170.
Quercus, L. 171.
Queria, Loeffl. 126.
Queriaceae, DC. 125.
Quillaise, Don. 145.
Quillaja, Juss. 145.
Quinaria, Lour. 106.
Quinchamalium, Juss. 193.
Quinetia, Cass. 260.

Quintinia, A. DC. 28.
Quisqualis, L. 39.
Quivisia, Comm. 103.
Quoya, Gaud. 287.

Racaria, Aubl. 83.
Rachicallis, DC. 246.
Račodium, Lk. 430.
Racomitrium, Brid. 410.
Racopilum, Brid. 411.
Racoplcea, Fr. 430.
Racoubea, Aubl. 55.
Rademachia, Thunb. 178.
Raddia, Bert. 380.
Raddia, Rich. 334.
Raddisia, Leand. 120.
Rddiana, Rafin. 128.
Radiola, Gmel. 89.
Radula, N. ab E. 414.
Radulum, Fr. 424.
Rafflesia, R. Br. 392.
RAFFLESACEJE, Endl. 392.
Rafnia, Thunb. 155.
Raillardia, Gaud. 261.
Rajana, Walt. 212.
Rajania, Linn. 359.
Ramalina, Ach. 429.
Ramatuella, H. B. K. 39.
Ramondia, Mirb. 402.
Ramondia, Rich. 287.
Ramphospermum, Andr. 60.
Ramtilla, DC. 258.
Ranaria, Cham. 292.
Rancagua, Endl. 264.
Randia, Houst. 245.
RANUNCULACEJE, DC. 5.
Ranunculus, L. 7.
Rapanea, Aubl. 225.
Rapatea, Aubl. 355.
Raphaneae, DC. 60.
Raphanus, L. 60.
Raphia, Beauv. 346.
Raphis, Lour. 379.
Raphiolepis, Lindl. 146.
Rnpinia, Lour. 239.
Rapinia, Corda. 414.
Rapistrum, Boerh. 60.
Rapistrum, Gaertn. 60.
Raputia, Aubl. 133.
Raspailia, Presl. 380.
Raspailia, Brongn. 28.
Rathkea, Thonn. 156.
Ratibida, Raf. 258.
Ratonia, DC. 82.
Ratzeburgia, Kunth. 379.
Rauwolfia, L. 301.
Rauwolfia, R. P. 278.
Rauwolfieae, Bartl. 301.
Ravenala, Adans. 327.
Ravensara, Sonn. 201.
Ravia, Nees, 133.
Razumovia, Spr. ? 260, 292.
Razoumowskia, Hoffm. 50.
Reaumuria, L. 92.
REAUMURIEJE, Ehrenb. 91.
Rebis, Spach. 27.
Rebouillia, Raddi, 414.

Reboulea, Kunth. 383.
Recchea, Sesse. 21.
Redoutea, Vent. 97.
Redowskia, Cham. 60.
Reevesia, Lindl. 95.
Regnatodon, Schw. 411-
Regnaudia, Kunth. 378.
Rehmannia, Libosch. 283.
Reichardia, Roth. 263.
Reichardia, Roth. 157.
Reichelia, Schreb. 235.
Reichenbachia, Spr. 214.
Reifferschiedia, Presl. 21.
Reimaria, Fl. 378.
Reinaria, Mönch. 156.
Reinwardtia, Dumort. 89.
Reinwardtia, Spr. 232.
Reinwardtia, Blume. 80.
Relhania, L'Her. 261.
Relhania, Gmel. 229.
Remija, DC. 245.
Remirea, Aubl. 385.
Remusatia, Schtt. 364.
Renanthera, Lour. 340.
Renealmia, L. fil. 324.
Renealmia, R. Br. 333.
Repandra, Lindl. 341.
Requienia, DC. 155.
Reseda, L. 62.
RESEDACEJE, DC. 62.
RESTIACEJE, Brown, 386.
Restio, L. 387.
Restrepia, Kunth. 339.
Retanilla, DC. 108.
Reticularia, Bull. 425.
Retinaria, Gaertn. 108.
Retiniphyllum, H. B. 246.
Rettbergia, Raddi, 383.
Retzia, L. 302.
Retziaceae, Bartl. 302.
Rhabdocrinum, Rchb. 353.
Rhabdia, Mart. 273.
Rhabdochloa, Beauv. 381.
Rhabdotheca, Cass. 264.
Rhacoma, Linn. 229.
Rhacoma, Adfts. 262.
Rhagodia, Br. 209.
Rhagadiolus, Tourn. 263.
RJiakiocarpus, Corda. 414.
RHAMNEJE, DC. 107.
Rhamnus, L. 108.
Rhantherium, Desf. 257.
Rhaphidospora, N. ab E. 285.
Rhaphistemma, Wali. 305.
Rhaponticum, DC. 262.
Rhapis, L. f. 346.
Rhazya, Decaisne, 302.
Rheedia, Linn. 75.
Rheum, L. 212.
Rhexia, L. 42.
Rhexieae, DC. 42.
Rhigozum, Burch. 283.
Rhinacanthus, N. ab E. 285.
Rhinactina, Less. 256.
Rhinactina, WiUd. 263.
Rhinanthaceae, JUBS. 288.
Rhinanthaceae, DC. 292.

- Rhinanthaeae, Benth. 292.
 Rhinanthus, Bl. 145.
 Rhinanthus, L. 292.
 Rhinanthus, Stev. 292.
 Rhinium, Schreb. 21.
 Rhinocarpus, Kunth. 1C8.
 Rhinopetalum, Fisch. 353.
 Rhipidodendron, W. 354.
 Rhipsalis, Haw. 54.
 Rhizanthaeae, Bl. 389.
 Rhizina, Fr. 424.
 RHIZOBOLLEJE, DC. 76.
 Rhizobolus, Gaertn. 76.
 Rhizobotrya, Tausch. App.
 Rhizocarpae, Batsch. 404.
 Rhizocarpon, DC. 429.
 Rhizococcum, Desm. 436.
 Rhizoctonia, DC. 425.
 Rhizomorpha, Pers. 424.
 Rhizomorpha, Roth. 430.
 Rhizophora, L. 40.
 RHIZOPHOREAS, Brown, 40.
 Rhizopogon, Tr. 425.
 Rhizopus, Ehrenb. 425.
 Rhizospermae, Roth. 404.
 Rhodamnia, Jack. 45.
 Rhodiola, L. 165.
 Rhodochiton, Zucc. 292.
 Rhodocoma, N. ab E. 387.
 Rhododendra, Juss. 220.
 Rhododendron, L. 221.
 Rhodolaena, Pet. Th. 90.
 Rhodomenia, Grev. 436.
 Rhodonema, Mertens. 436.
 Rhodomela, Ag. 436.
 Rhodophora, Neck. 145.
 Rhodora, L. 221.
 Rhodoraceae, DC. 220.
 Rhodoreae, Don, 221.
 Rhodothamnus, Rchb. 221.
 Rhopala, Aubl. 220.
 Rhopium, Schreb. 216.
 Rhuacophila, Bl. 354.
 Rhus, L. 168.
 Rhyncanthera, Bl. 342.
 Rhynchanthera, DC. 42.
 Rbynchelythrum, N. ab E. 378.
 Rynchosporeae, Nees, 385.
 Rhynchospermum, Reinw. 256.
 Rhynchosia, Lour. 156.
 Rhynchoglossum, Bl. 283.
 Rhynchospora, Vahl. 385.
 Rhyncotechum, Bl. 283.
 Rhynea, DC. 260.
 Rhyncotheca, R. et P. 138.
 Rhyncostylis, m. 340.
 Rhyncostylis, Tausch. 24.
 Rhytiglossa, N. ab E. 285.
 Rhytachne, Desv. 383.
 Rhytiphloea, Ag. App.
 Rhytis, Lour. App.
 Rhytisma, Fr. 424.
 Riana, Aubl. 64.
 Riccia, L. 414.
 Ricciella, Braun. 414.
 Ricciocarpus, Corda. 414.
 Ribes, L. 27.
 Ribesiae, Ach. Rich. 2G,
 Richaiea, Pet. Th. 40.
 Richardia, Kth. 364.
 Richardia, L. 246.
 Richardsonia, Kunth. 246.
 Richea, Labill. 260.
 Richea, R. Br. 223.
 Richelia, Schreb. 235.
 Richeria, Vahl. 116.
 Richnophoru, Pers. 424.
 Ricineae, Bartl. 116.
 Ricinocarpus, Desf. 117.
 Ricinocarpus, Boerh. 116.
 Ricinus, L. 117.
 Ricotia, L. 60.
 Riedelia, Tr. 379.
 Riedelia, Schlecht. 278.
 Ridan, Adans. 258.
 Riencourtia, Cass. 257.
 Riedlea, Vent. 95.
 Riesenbachia, Presl. 37.
 Rigocarpus, Neck. 52.
 Rimella, Raf. 425.
 Rindera, Pall. 274.
 Rinodina, Ach. 429.
 Rinorea, Aubl. 64.
 Ripidium, Tr. 379.
 Ripidium, Bernh. 402.
 Ripigonum, Forst. 359.
 Rittera, Schreb. 157.
 Rivea, Ch. 231.
 Riveria, H.B.K. App.
 Rivina, Linn. 210.
 Rivularia, Roth. 437.
 Rizoia, Cav. 277.
 Robergia, Schreb. 158.
 Robertia, DC. 263.
 Robertia, Merat. 7.
 Robertsonia, Haw. 163.
 Robinia, Linn. 15G.
 Robinsonia, DC. 261.
 Robinsonia, Schr. 47.
 Robiquetia, Gaud. 340.
 Roccardia, Neck. 260.
 Roccella, DC. 429.
 Rochea, DC. 164.
 Rocheortia, Swz. 438.
 Rochelia, Rcem. 275.
 Rochonia, DC. 257.
 Rodigia, Spr. 263.
 Rodriguezia, R. et P. 340.
 Rodschiedia, Fl. Wett. 60.
 Roella, L. 238.
 Rogeria, Gay. 281.
 Rohdea, Roth. 365.
 Rohria, Schreb. 109.
 Rohria, Vahl. 261.
 Roia, Scop. 104.
 Rokejeka, Forsk. 125.
 Roldana, Lallav. 264.
 Rolandra, Rottb. 255.
 Rolandrae, Cass. 255.
 Rollandia, Gaud. 236.
 Rollinia, A. St. H. 19.
 Rolofa, Adans. 56.
 Romanzovia, Cham. 235.
 Rombolythrum, Link. 382/
 Rb'meria, Medic. 9.
 R0meria, Raddi, 414.
 Rdmeria, Thunb. 225.
 Rdnfcra, Schult. 383.
 Romulea, Maratt. 333.
 Ronabea, Aubl. 246.
 Rondeletia, Bl. 245.
 Ropala, Aubl. 200.
 R'Opera, Spr. 117.
 Ropera, Ad. J. 134.
 Ropourea, Aubl. 438.
 Rdtleria, Brid. 410.
 Rorida, Forsk. 62.
 Roridula, Linn. 66.
 Rosa, L. 145.
 ROSACEJE, JUSS. 143.
 Rosalesia, Lallav. 264.
 Rosaria, Carm. 436.
 Roscoea, Sm. 324.
 Rosea, Mart. 208.
 Roseae, DC. 145.
 Rosenia, Thunb. 260.
 Rosilla, Less. 259.
 Rosmarinus, L. 277.
 Rostelia, Lk. 426.
 Rostellaria, N. ab E. 285.
 Rostkovia, Desv. 357.
 Rostraria, Tr. 383.
 Rotala, L. 101.
 Rothella, Gaill. 436.
 Rothia, Lam. 259.
 Rothia, Schreb. 264.
 Rothia, Pers. 156.
 Rothmannia, Th. 245.
 Rotmannia, Neck. 156.
 Rottboella, L. 379.
 Rottlera, Roxb. 116.
 Roubieva, M. Tand. 209.
 Roucela, Dumort. 238.
 Rouhamon, Aubl. 301.
 Roumea, Poit. 70.
 Roupia, Scop. 60.
 Rourea, Aubl. 158.
 Roussca, Sm. 295.
 Rousseauxia, DC. 42.
 Roussellia, G. 177.
 Roxburghia, Keen. 33.
 Roxburghia, Dryand. 360.
 ROXBURGHIAEJE, Wall. 360.
 Roydsia, Roxb. 62.
 Royena, L. 227.
 Roylea, Wall. 277.
 Royoc, Plum. 246.
 Rubentia, Comm. 119.
 Rubia, Tourn. 250.
 Rubiaceae, Juss. 243, 249.
 Rubus, Linn. 145.
 Rucheria, DC. 261.
 Rudbeckia, Adans. 39.
 Rudbeckia, L. 258.
 Rudbeckiae, Less. 258.
 Rudgea, Salisb. 246.
 Rudolphia, Willd. 15G.
 Ruellia, L. 285.
 Ruizia, R.P. 189.
 Ruizia, Cav. 95.

- Rulingia*, R.Br. 95.
Rulingia, Ehr. 124.
Rumex, L. 212.
Rumfordia, DC. 258.
Rumia, Hoffm. 23.
Rumohria, Raddi, 401.
Rujmphia, L. 168.
Rungia, N. ab E. 285.
Ruppia, L. 367.
Ruscus, L. 354.
Russelia, Jacq. 292.
Russula, Pers. 424.
Ruta, L. 133.
 RIJTIE, JUSS. 130.
Rutera, Mönch. 156.
Ruthea, Opal. App.
Rutidca, DC. 246.
Rutidopsis, DC. 260.
Ruyschia, Jacq. 77.
Ruyschiana, Mill. 277.
Ryania, Vahl. 70.
Ryanaea, DC. 70.
Ryparosa, Bl. 116.
Rytidea, Spreng. 246.
Rytidophyllum, Mart. 287.
Rytiphlaea, Ag. 436.
- Sabal*, Adans. 346.
Sabalinae, Mart. 346.
Sabazia, Cass. 257.
Sabbatia, Adans. 298.
Sabbatia, Moench. 277.
Sabia, Colebr. 166.
Sabicea, Aubl. 246.
Sabinea, Dec. 156.
Sabularia, Rchb. 126.
Saccharum, L. 379.
Saccolabium, Bl. 340.
Saccoloma, Kaulf. 401.
Saccidium, Lindl. 340.
Sacellium, H. B. K. 438.
Sacidium, Nees, 425.
Sacoglottis, Mart. 104.
Sadleria, Kaulf. 401.
Sagedia, Ach. 429.
Sagina, L. 126.
Sageretia, Brongn. 108.
Sagittaria, Linn. 356.
Sagonea, Aubl. 235.
Sagraea, DC. 42.
Sagus, Rum ph. 346.
Sahlbergia, Neck. 245.
Saivala, Wall. 335.
Salaberria, Neck. 166.
Salacia, Linn. 120.
Salaxis, W. 221.
Salaxis, Salisb. 221.
Saldinia, A. Rich. 246.
Salicariae, Juss. 100.
Salicaria, Tourn. 101.
Salicariee, DC. 101.
 SALICINEA, Rich. 186.
Salicornia, L. 209.
Salisburia, Sm. 317.
Salix, L. 187.
Salmacis, Bory, 436.
Salmacispila, Gaill. 436.
- Salmalia*, Endl. 95.
Salmasia, Schreb. 64.
Salmea, DC. 257.
Salmia, Cav. 354.
Salmia, W. 362.
Salmonia, Neck. 88.
Salomonina, Lour. 86.
Sa/pianthus, H. B. 214.
Salpiglossis, R. et P. 292.
Salpiglossideae, Benth. 292.
Salpinga, Mart. 42.
Salsola, L. 209.
Saltia, R.Br. 128.
Saltia, R.Br. 208.
Salvadora, L. 269.
 SALVADORACEJE, 269.
Salvertia, A. St. Hilaire, 88.
Sal via, L. 277.
Salviniella, Hueben. 414.
Salvinia, Guett. 406.
Salviniaceae, Bartl. 405.
Salzmannia, DC. 246.
Samadera, Gaertn. 130.
Samandura, L. 130.
Samara, Swz. 225.
Samara, L. 225.
Sambuceae, H. B. K. 248.
Sambucus, Linn. 248.
Sameraria, Desv. 60.
Samolus, L. 224.
Samyda, Linn. 65.
 SAMYDEJE, Gaertn. 64.
Sanchezia, R. P. 292.
Sandoricum, Cav. 103.
Sanguinaria, L. 9.
Sanguisorba, Linn. 148.
Sanguisorbeae, Juss. 148.
Sanhilarla, Leand. 262.
Sanicula, Tourn. 23.
Saniculeae, DC. 23.
Sansevieria, Thunb. 354.
 SANTALACEIE, Brown, 193.
Santalum, Linn. 193.
Santia, W. et A. 246.
Santolina, L. 259.
Sanvitalia, Gualt. 258.
Saonari, Aubl. 76.
 SAPINDACEIE, JUSS. 81.
Sapindeae, Camb. 82.
Sapindi, Juss. 81.
Sapindus, Linn. 82.
Sapium, Jacq. 117.
Saponaria, L. 125.
 SAPOTEIS, R. Br. 225.
Saproma, Brid. 410.
Saprotegnia, Nees ? 436.
Saprosma, Bl. 246.
Saraca, Burm. 157.
Saracha, R. P. 295.
Sarcanthemum, Cass. 257.
Sarcanthus, Lindl. 340.
Sarcocapnos, DC. 10.
Sarcocaulon, DC. 138.
Sarcocarpon, Bl. 20.
Sarcocephalus, Afz. 245.
Sarcographa, Mey. 430.
Sarcochilus, R. Br. 340.
- Sarcococca*, Lindl. 116.
Sarcocolla, Kth. 204.
Sarcocolla, Kth.
Sarcodum, Lour. 157.
Sarcoglottis, Presl. 341.
Sarcogyna, Dumort. 414.
Sarcolaena, Pet. Th. 90.
Sarcolobus, Br. 305.
Sarcomitrium, Corda. 414.
Sarcophyllum, Thunb. 155.
Sarcophyte, Sparrm. 394.
Sarcopodium, Corda. 425.
Sarcopyramis, Wall. 42.
Sarcoscyphus, Corda. 414.
Sarcostemma, R. Br. 305.
Sarcostoma, Bl. 340.
Sarcostyles, Presl. 163.
Sarea, Fr. 424.
Sargassum, Ag. 436.
Sarissus, Gaertn. 246.
Sarmentaceae, Vent. 30.
Sarmienta, R. et P. 287.
Sarothra, L. 78.
Sarracennia, L. 34.
 SARRACENIK^S, Turp. 34.
Sasanqua, Nees, 80.
Sassafras, N. ab £. 202.
Satureia, L. 277.
Satureineae, Benth. 277.
Satyrium, Swartz. 341.
Saurauja, W. 80.
Sauroglossum, Linal. 341.
Sauropus, Bl. 116.
 SAURUREA, Rich. 185. ,
Saururus, L. 185.
Saussurea, DC. 261.
Saussurea, Salisb. 353.
Sautiera, Decaisne, 285.
Sauvagea, Neck. 64.
Sauvagesia, Jacq. 64.
Sauvagesiae, Bartl. 64.
Savastenia, Neck. 42.
Savia, W. 116.
Savia, Raf. 156.
Savignya, DC. 60.
Saxifraga, L. 163.
Saxifrages, DC. 162, 163.
Scaberia, Grev. 436.
Scabiosa, R. et S. 265.
Scabioseae, DC. 265.
Scaevola, L. 243.
 SCIEVOLACEVE, 242.
Scalesia, Arnott. 264.
Scalia, Sims. 260.
Scaligeria, DC. 24.
Scandalida, Neck. 156.
 SCANDICINJE, DC. 24.
Scandix, Gsertn. 24.
Scaphis, Eschw. 430.
Scaphium, Endl. 95.
Scenedesmus, Meyen. 437.
Scepa, 172.
 SCEPACEIE, 171.
Scepasrna, Bl. 116.
Scepsothamnus, Cham. 245.
Sceptromyces, Corda. 425.
Schanginia, Mey. 309.

- Schaeffera, Jacq. 119.
 Schellhammera, R. Br. 348.
 Schepperia, Neck. 62.
 Scheuchzeria, L. 367.
 Schiedeia, Cham. 126.
 Schiedeia, A. Rich. 246.
 Schiedeia, Bartl. 246.
 Schinus, L. 168.
 Schima, Reinw. 80.
 Schisanthes, Haw. 329.
 Schismatopterides, W. 401.
 Schisma, Dumort. 414.
 Schismoceras, Presl. 340.
 Schismus, P. de B. 382.
 Schismus, Tr. 382.
 Schistidium, Brid. 410.
 Schistocarpha, Less. 258.
 Schistostephium, Krebs. 259.
 Schistostega, Web. 411.
 Schistogyne, H. et A. 305.
 Schivereckia, Andr. 60.
 Schizaea, Swz. 402.
 Schizachyrium, N. ab E. 379.
 Schizaeaceae, Mart. 402.
 Schizandra, Mich. 20.
 Schizangium, Bartl. 246.
 Schizanthus, R. et P. 292.
 Schizocarpum, Schrad. 52.
 Schizocarya, Spach. App.
 Schizochiton, Spreng. 103.
 Schizoderma, Kz. 426.
 Schizogync, Cáss. 257.
 Schizolacna, Pet. Th. 90.
 Schizoloma, Gaud. 401.
 Schizolomese, Freyc. et Gaud. 401.
 Schizomeria, Don. 162.
 Schizonema, Ag. 437.
 Schizonotus, Lindl. 145.
 Schizopetalum, Sims. 60.
 Schizophyllum, Fr. 424.
 Schizostachyum, N. ab E. 383.
 Schizoxylon, Pers. 425.
 Schizostechium, Fenzl. 126.
 Schkuhria, Roth. 259.
 Schlechtendalia, Less. 262.
 Schlechtendalia, W. 259.
 Schlechtendahlia, Spr. 100.
 Schleicheria, W. 83.
 Schlotheimia, Brid. 410.
 Schmalzia, Desv. 168.
 Schmidelia, Linn. 82.
 Schmidtia, Sternb. 380.
 Schmidtia, Mcench. 263.
 Schnella, Raddi. 157.
 Schcedonorus, Beauv. 381.
 Schoberia, Meyer. 209.
 Schceffera, Jack.
 Schoeffera, Jacq. 119.
 Schosneffeldia, Kth. 381.
 Schoenobiblus, Mart. 195.
 Schoenidium, Nees, 385.
 Schoenopsis, P. de B. 385.
 Schcenorchis, Bl. 340.
 Schoenoxyphium, Nees, 385.
 Schoenus, P. de B. 385.
 Schceppia, Schreb. 50.
 Schollia, Jacq. 305.
 Schorigram, Adans. 117.
 Schotia, Jacq. 157.
 Schousboea, Thonn. 438.
 Schousboa, Spreng. 39.
 Schousboea, Willd. 39.
 Schoutensia, Endl. 103.
 Schouwia, DC. 60.
 Schraderia, Moench. 277.
 Schradera, Vahl. 216.
 Schranckia, W. 157.
 Schrebera, Roxb. 283.
 Schrebera, Thunb. 229.
 Schrebera, Retz. 119.
 Schubertia, Mirb. 316.
 Schubertia, Mart. 305.
 Schubleria, Mart. 298.
 Schufia, Spach. App.
 Schultesia, Mart. 298.
 Schultesia, Roth. 238.
 Schultesia, Spr. 381.
 Schultzia, Spr. 23.
 Schumacheria, Vahl. 21.
 Schwergrichenia, Spr. 330.
 Schwalbca, L. 292.
 Schweiggera, Mart. 75.
 Schweinitzia, Ell. 220.
 Schwenkfeldia, Schreb. App.
 Schvvenckia, L. 224.
 Schweykerta, Gmel. 298.
 Scilla, Linn. 353.
 Scillesj, Bartl. 353.
 Scindapsus, Schtt. 364.
 Sciodaphyllum, P. Br. 25.
 Sciophila, G. 177.
 Scirpus, P. de B. 385.
 Scirpeae, Nees, 385.
 SCITAMINEA, R. Br. 322.
 Scirpidium, Nees, 385.
 Sciuris, Schreb. 133.
 Sciuris, Nees, 133.
 Sclarea, Tourn. 277.
 SCLERANTHEAE, Link. 213.
 Scleria, Berg. 385.
 Sderieae, Nees, 385.
 Scleranthus, Linn. 213.
 Sclerocarpus, Jacq. 258.
 Sclerocarpus, P. de B. 383.
 Sclerococcum, Fr. 425.
 Sclerococcus, Bartl. 246.
 Scleroderma, Pers. 425.
 Sclerodermis, Fr. 424.
 Scleroglossum, Pers. 425.
 Sclerodontium, Schw. 411.
 Sclerolaena, Br. 209.
 Sclerolepis, Cass. 255.
 Scleropsis, Monn. 264.
 Sclerophyton, Eschw. 430.
 Scleropus, Schr. App.
 Sclerostemma, Schott. 265.
 Sclerosciadium, Koch. 24.
 Sclerostylis, Blume, 106.
 Sclerothamnus, R. Br. 155.
 Sclerotium, Tode. 425.
 Scleroaylum, W. 227.
 Scolicotrimum, Kz. 426.
 Scolochloa, Link. 382.
 Scolopacium, Eckl. 138.
 Scolopendrium, Sm. 40 L
 Scolooanthus, Vahl. 246.
 Scolaspermum, Less. 257.
 Scolymes, Less. 263.
 Scolymus, L. 263.
 Scolymus, Cass. 263.
 Scoparia, DC. 288.
 Scoparia, L. 299.
 Scopolia, L. til. 195.
 Scopolia, Jacq. 295.
 Scopolia, Sm. 136.
 Scopolina, Schult. 295.
 Scopularia, Lindl. 340.
 Scopulina, Dumort. 414.
 Scordium, Tourn. 277.
 Scorias, Fr. 425.
 Scorodonia, Tourn. 277.
 Scorpiurus, Linn. 156.
 Scorpius, Lais. 156.
 Scorzonera, L. 263.
 Scorzonereae, Less. 263.
 Scorzonaroides, Mcench. 263.
 Scouleria, Hook. 410.
 Scottea, DC. 155.
 Scottia, R. Br. 155.
 Scribaa, fl. wetter. 125.
 Scrobivaria, Cass. 261.
 Scrophularia, L. 292.
 Scrophulariem, Don. 292.
 SCROPHULARINEJE, Br. 288.
 Scutellaria, L. 277.
 Scutellarincac, Benth. 277.
 Scutia, Comm. 108.
 Scutula, Lour. 41.
 Scybalium, Endl. 393.
 Scyphtpa, C. B. Presl. 78.
 Scyphanthus, Sweet. 53.
 Scyphogyne, Ad. Br. 202.
 Scyphuphorus, Vent. 429.
 Scyphiphora, Gaertn. 246.
 Scytalia, Gaertn. 83.
 Scythymenia, Ag. 437.
 Scytonema, Ag. 436.
 Scytophyllum, Eckl. 119.
 Scytosiphon, Ag. 436.
 Scytothalia, Grev. 436.
 Seaforthia, R. Br. 346.
 Sebaea, Sol. 298.
 Sebastiania, Spreng. 117.
 Sebastiania, Bcrtol. 258.
 Sebifera, Lour.
 Secale, L. 382.
 Secamone, R. Br. 305.
 Sechium, Sw. 52.
 Securidaca, L. 86.
 Securigra, DC. 156.
 Securilla, Pers. 156.
 Securinega, Juss. 116.
 Sedeae, Spreng. 163.
 Sedgwickia, Bowd. 414.
 Sedum, L. 165.
 Seezenia, R. Br. 134.
 Segestria, Fr. 429.
 Seguiera, L. 212.
 Seiridium, Nees, 426.

- Seirococcus, Grev. 436.
 SELAGINEAE, JUSS. 279.
Selaginella, Beauv. 404.
 Selago, L. 279.
 Selenia, Nutt. 60.
 Selenocarpaca, DC. 60.
 Selinum, Hoffm. 24.
Selliera, Cav. 242.
 Selligera, Dory, 401.
 Selloa, H.B.K. 258.
 Sellowia, Roth. 438.
Semarillaria, R. et P. App.
 Semeionotis, Schott. 156.
 Semecarpus, Linn. 168.
Srminifera!, Agardh. I.
 Semonvillaea, Gay. 210.
 Serapervivae, Juss. 163.
 Serpervivum, L. 165.
 Senacia, Comm. 32.
 Senebiera, Poir. 60.
 Senecillis, Gaertn. 261.
 Senecio, L. 261.
 Senecioneae, Less. 261.
 Senecionideae, Less. 257.
Senna, Tourn. 157.
 Senra, Cav. 97.
Senrera, W. 97.
 Sepedonium, Lk. 426.
 Septas, Lu 164.
 Seftoria, Fr. 424, 426.
Srrap'uu, Pers. 311.
 Serapias, L. 341.
Sergilus, Gaertn. 257.
 Sericoqarpus, Nees. 256.
Seridia, Cass. 262.
Seringia, Spreng. 119.
 Seringia, Gay, 95.
 Seriola, L. 263.
 Seriphium, Less. 260.
 Seris, Less 262.
Spris, Willd. 262.
 Serissa, Comm. 246.
 Serjania, Pl. 82.
Serpicula, Roxb. 335.
 Serpicula, L. 37.
Serpyllum, Pers. 277.
Serreca, Spr. 97.
 Serratula, L. 262.
 Serruria, Salisb. 200.
 Sersalisia, R. Br. 225.
 Serturnera, Mart. 208.
 Sesames, Kunth. 281.
 Sesamella, Rchb. 62.
 Sesamum, L. 281.
Sesbana, P.Br. 156.
 Sesbania, Pers. 156.
 Seseli, L. 24.
 Seselineae, DC. 24.
 Sesleria, Ard. 383.
 Sessea, R. et P. 296.
 Sesuvium, L. 209.
 Setaria, Beauv. 381.
 Sethia, H. B. K. 123.
 Seutera, Rchb. 305.
 Seymeria, Ph. 2&2.
 Shawia, Forst. 255.
Sheffieldia, Forst. 224.
 Shepherdia, Nutt. 194.
 Sherardia, Dill. 250.
 Shorea, Wall. 98.
 Shuteria, Ch. 232.
 Shuteria, W. et A. 156.
 Sibbaldia, L. 145.
Sihera, Reichenb. ? 23.
Sibouratia, Thouars. 225.
 Sibthorpia, L. 292.
 Sibthorpiaceae, Don, 288, 292.
Sicelium, P.Br. 245.
Sicelium, Brown, 120.
 Sickingia, W. 246, 283.
 Sickmannia, Nees, 385.
 Sicydium, Schlecht. 52.
 Sicyos, L. 52.
 Sida, Linn. 97.
 Sideritis, L. 277.
 Siderodendron, Schreb. 246.
Sideroxyloides, Jacq. 246.
 Sideroxyton, L. 226.
 Siebera, Rchb. J26.
 Siebera, Gay, 261.
 Siggesbeckia, L. 257.
Sieglingia, Bernh. 382.
 Sieversia, Willd. 145.
 Silaus, Bess. 24.
 SILENEAS, DC. 124.
 Silene, L. 125.
 Siler, Scop. 24.
 Silerineae, DC. 24.
Siliquaria% Forsk. 62.
Siliquiastrum, Tourn. 157.
Siloxerus, Labi II. 260.
 Silphicae, Less. 258.
 Silphium, L. 258.
 Silybeae, Less. 262.
 Silybum, Vaill. 262.
 Simaba, Aubl. 130.
 Simaruba, Aubl. 130.
 SIMARUBACEAE, Rich. 129.
 Simblocline, DC. 256.
 Simblum, Kltzch. 425.
Simiria, Aubl. 246.
Simsia, Pers. 258.
 Simsia, R. Br. 200.
 Sinapis, Tourn. 60.
 Singana, Aubl. 62.
 Sinningia, Nees, 287.
Sioja, Hamilt. 82.
 Sipanea, Aubl. 245.
 Siparuma, Aubl.
 Siphocampylus, Pohl. 236.
 Siphanthera, Pohl. 42.
Siphonanthus, L. 278.
 Siphonia, Rich. 117.
 Siphonostegia, Benth. 292.
 Siphula, Fr. 429.
 Sirium, Linn. 193.
Sisarum, Adans. 24.
 Sison, L. 23.
 Sisymbree, DC. 60.
 Sisymbrium, All. 60.
 Sisyrrinchium, L. 333.
Sit odium, Gaertn. 178.
 Si urn, L. 24.
 Skimmia, Thunb. 229.
 Skinnera, Forst. 30.
 Skinneria, Ch. 232.
 Skirrhophorus, DC. 260.
 Skitophyllum, La Pyl. 411.
Slateria, Desv. 354.
 Slevogtia, Rchb. 298.
 Sloanea, Linn. 100.
 Smeathmannia, DC. 69.
Smegmadermos, R. et P. 145.
Smegmaiia, W. 145.
 Smelowskia, Meyer. 60.
 Smilaceae, Brown, 351.
 SMILACEAE, 359.
 Smilacina, Dcsf. 354.
 Smilax, Linn. 359.
 Smithia, H. Kerr, 156.
Smithia, Gmel. 231.
 Smyrneae, DC. 24.
 Smyrnum, Lag. 24.
 Sobolewskia, Bilb. 60.
 Sobralia, R. et P. 340.
 Sobrayra, R. et P. 259-
Soda da, Forsk. 62.
 Sogalgina, Cass. 259.
Sidanthus, Forsk. 31.
 Soja, Moench. 156.
 Solandra, L. 295..
Solandra, Mun. 97.
 SOLANEAE, JUSS. 293.
 Solanum, L. 295.
 Soldanella, L. 224.
 Soldevilla, Lag. 263.
 Solea, Spreng. 64.
 Soleirolia, G. 177.
Solena, Lour. 52.
Solena, W. 245.
 Solenia, Hoffm. 4*24.
Solenia, Ag. 436.
 Solenanthus, Led. 274.
 Solenogyne, Cass. 257.
 Solenogyneae, DC. 257.
 Solenocarpus, W. et A. 168.
Solenostemon, Schum. 276.
 Solenostemma, Hayne, 305.
 Solidago, L. 256.
 Solidagineae, DC. 256.
 Solenostigma, Endl. 178.
 Soliva, R. P. 260.
Solivcea, Cass. 260.
 Solorina, Ach. 429.
 Solori, Adans. 156.
 Sollya, Lindl. 32.
Somerauera, Hopp. 126.
 Sommerfeldtia, Thonn. 157.
 Sommera, Schlecht. 246.
 Sommerfeldtia, Less. 256.
 Sonchus, L. 264.
 Sonerila, Roxb. 42.
 Sonneratia, L. 45.
 Sonninia, Rchb. 305.
 Sophora, R. Br. 155.
 Sophoreae, DC. 155.
 Sophronanthe, Benth. 292.
Sophronia, L. 333.
 Sophronitis, Lindl. 340.
 Sophronia, Gaud. 425.
Sopubia, Don. 292.

- Sardinia*, Aubl. 21.
Sorranthe, Salisb. 200.
Soranthus, Ledeb. 24.
Sorbus, L. 146.
Sorghum, Pers. 379.
Sorindeia, Pet. Th. 111.
Sorocephalus, R. Br. 200.
Sorosporium, Rud. 426.
Soulamea, Lam. 86.
Soulangia, Brongn. 108.
Souroubea, Aubl. 77.
Southwellia, Salisb. 95.
Sowerbsea, Sm. 354.
Soyeria, Monn. 264.
Soymida, Ad. J. 104.
Spadactis, Less. 261.
Spadonia, Less. 262.
Spadonia, Fr. 425.
Spaetalumeae, Nutt. 53.
Spallanzania, Neck. 46.
Spallanzania, DC. 245.
Spallanzania, Poll. 145.
Spananthe, Jacq. 23.
Spanioptilon, Less. 262.
Sparassis, Fr. 424.
Sparaxis, Ker. 333.
Sparganium, L. 366.
Sparganioideae, Link. 365.
Sparganophorus, Gaertn. 255.
Sparganophorus, Mchx. 255.
Sparmannia, Thunb. 99.
*Spartianthu**, L. 155.
Spartina, Schreb. 381.
Spartium, L. 155.
Spatalla, Salisb. 200.
Spatalanthus, Swt. 333.
Spathandra, Guillm. 43.
Spathelia, L. 166.
Spathicarpa, Hook. 364.
Spathium, Lour. 185.
Spathiostemum, Bl. 116.
Spathiphyllum, Schtt. 364.
Spathodea, Beauv. 282.
Spathoglottis, Bl. 340.
Spathulea, Fr. 424.
Spathularia, A. St. H. 64.
Spathyema, Raf. 364.
Spatularia, Haw. 163.
Specklinia, Lindl. 339.
Specularia, Heist. 238.
Spennera, Mart. 42.
Spergella, Rchb. 126.
Spergula, L. 128.
Spergulastrum, Mich. 126.
Spergularia, Pers. 128.
Sperguleae, Bartl. 12*.
Spermaceae, C. et S. 246.
Spermaceae, Dill. 246.
Spermadictyon, Roxb. 246.
Spermatura, Reichenb. 24.
Spermaxyrum, Lab. 33.
Spermogonia, Bonn. 437. •
Spermodermium, 426.
Spermodon, P. de B. 385.
Spermoedia, Fr. 426.
Spermolepis, Raf. 24.
Spermophylla, Neck, itffl.
- Sphacellaria*, Lyngb. 436.
Sphacele, Benth. 277.
Sphagnum, L. 410.
Sphalanthus, Jack. 39.
Sphalerocarpus, Bess. 24.
Sphceralcea, A. St. H. 97.
Sphaerastrum, Meyen. 437.
Sphaeranthus, L. 257.
Sphaerantheae, DC. 257.
Sphaeria, L. 424.
Sphaerine, Herb. 329.
Sphterobolus, Tod. 425.
Sphaerocarpa, Schum. 425.
Sphaerocarpus, Mich. 414.
Sphaerocarya, Wall. 193.
Sphaeoecephalus, Lag. 263.
Sphaeroclinium, DC. 259.
Sphaerococcus, Ag. 436.
Sphaerolobium, Sm. 155.
Sphaeronema, Fr. 424.
Sphaerophoron, Pers. 429.
Sphaerophysa, DC. 156.
Sphseropteris, Bernh. 401,
Sphaeroplea, Ag. 436.
Sphaeroplethia, Dub. 436.
Sphceropsis, DC. 260.
Sphaerosacme, Bl. 103.
Sphaerostema, Bl. 20.
Sphaerostigma, Ser. App.
Sphaerotele, Presl. 329.
Sphaeroteca, Cham. 292.
Sphcerrothrombium, Kutz. 437
Sphserotilus, Kutz. 437.
Sphenandra, Benth. 292.
Sphenocarpus, Rich. 39.
Sphenocarpus, Wall. 16.
 SPHENOCLEACEJE, Mart. 238.
Sphenoclea, Gaertn. 239.
Sphenodesme, Jack. 278.
Sphenogyne, R. Br. 259.
Sphenogyneae, DC. 259.
Sphinctrina, Fr. 425.
Sphenotoma, R. Br. 223.
Sphyrospermum, P. et Endl. 222.
- Spicularia*, Pers. 425.
Spielmannia, Med. 278.
Spielmannia, Cuss. 23.
Spigelia, L. 299.
 SPIGELIACEJE, Mart. 298.
Spilacron, Cass. 262.
Spilanthus, Jacq. 258.
Spilocaea, Fr. 426.
Spinacia, L. 209.
Spinifex, L. 379.
Spiracantha, H. B. K. 255.
Spiradiclis, Blum. 245.
Spiralepis, Don. 260.
Spiraea, Linn. 145.
Spiraeae, Juss. 145.
Spiranthera, St. Hil. 133.
Spiranthes, Rich. 341.
Spirastigma, L'Her. 334.
Spiridens, Nees, 411.
Spirospermum, Pet. Th. 216.
Spirostylis, Presl. 50.
Spixia, Schrank. 255.
- Splachneae*, Arn. 410.
Splachnum, L. 410.
Splachnidium, Grev. 436.
Spqdiopogon, Tr. 379.
Spcondoncea, Desf. 157.
 SPONDIAEJE, Kunth. 106.
Spondias, Linn. 107.
Spondylantha, Presl. 37.
Spondylium, To urn. 24.
Spondylocadium, Mart. 425.
Spondylococcus, Mitch. 478.
Spongiocarpus, Grev. 436.
Spongodium, Lamr. 436.
Spongostemma, Rchb. 26->.
Spongotrichum, Nees, 256.
Sponia, Comm. 179.
Sporendonema, Desm. 426.
Sporidesmium, Link. 426.
Sporisporium, Ehrenb. 426.
Sporobolus, R. Br. 380.
Sporocephalum, Chev. 426.
Sporochnus, Ag. 436.
Sporocybe, Fr. 425.
Sporodinia, Lk. 425.
Sporophlaum, Nees, 426.
Sporotrichum, Lk. 424.
Sprekelia, Herb. 329.
Sprengelia, Sm. 223.
Spumaria, Pers. 425.
Spyridia, Harv. 436.
Squamaria, DC. 429.
Staaavia, Dahl. 28.
Stachyanthus, DC. 255.
Stachydeae, Benth. 277.
Stachygynandrun, Beauv. 404.
Stachylidium, Fr. 425.
Stachys, L. 277.
Stachytarpheta, Vahl. 278.
 STACKHOUSE/B. R. Br. 118.
Stackhousia, Sm. 118.
Stadmannia, Lam. 82.
Stachelina, Lin. 261.
Stselia, Cham. 246.
Stagmaria, Jack. 168.
Stalagmitis, Murr. 75.
Stammarium, W. 255.
Stanhopea, Hook. 340.
Stanleya, Nutt. 60.
Stapelia, L. 305.
Staphylea, Linn. 121.
 STAPHYLEACEM, DC. 121.
Staphyloendron, Tourn. 121.
Starbia, Pet.Th.? 292,
Starkea, W. 255.
Statice, Linn. 270.
Stauntonia, DC. 216.
Stauracanthus, Link. 155.
Staurastrum, Meyen. 437.
Stauranthera, Benth. 283.
Staurophora, W. 414.
Stauromatum, Schtt. 364.
Staurospermum, Thon. 276.
Steenhammera, Rchb. 274.
Stegania, R. Br. 401.
Steganotropis, Lehm. 157,
Stegia, Fr. 424.
Stegia, Lam. 97.

- Stegnogramma, Bl. 401.
 Steiractis, DC. 257.
 Steirodiscus, Less. 259.
 Stelis, Swartz. 339.
 Stellaria, L. 126.
Stellaris, Moench. 353.
 STK-LLATJE, Ray, 249.
Stellera, Linn. 195.
Stemmacantha, Cass. 262.
Stemmatospermium, P. de B. 383.,
 Stemmatosiphon, Pohl. 103.
Stemmodontia, Cass. 258.
 Stemodia, L. 292.
Stemona, Lour. 360.
 Stemonitis, Gled. 425.
 Stemonurus, Bl. 33, 193.
Stenactis, Cass. 256.
 Stenactis, Nees, 256.
 Stenantha, R. Br. 223.
 Stenandrium, N. ab E. 285.
Stenarrhena, Don. 277.
 Stenocarpus, R. Br. 200.
 Stenochilus, R. Br. 278.
 Stenoccelium, Led. 24.
 Stenocline, DC. 260.
 Stenoglossum, Kunth. 340.
 Stenogyne, Benth. 277.
 Stenolobium, Don. 283.
Stenolophus, Cass. 262.
 Stenomesson, Herb. 329.
Stenotheca, Monn. 264.
 Stenopetalum, R. Br. 60.
 Stenoptera, Presl. 341.
Stenorhynchus, Rich. 341.
 Stenosphon, Spach. App.
 Stenosiphonium, N. ab E. 285.
 Stenostomum, Gaertn. 246.
 Stenotaphrum, Tr. 379.
 Stephania, Willd. 62.
 Stephania, Lour. 216.
Stephananthus, Lehm. 257.
 Stephanocoma, Less. 261.
Stephanotis, Pet. Th. 305.
Stephanium, Schreb. 246.
Stephanopappus, Less. 260.
 Stephanophysum, Pohl. 285.
Sterbeckia, Lk. 62.
 Sterculia, L. 95.
 STERCULIACEAE, Vent. 92.
 Sterculieae, Endl. 95.
 Stereocaulon, Schreb. 429.
 Stereococcus, Kutz. 437.
Stereodon, Brid. 411.
 Stereospermum, Cham. 282.
Stereoxylum, R. et P. 28.
 Stereum, Link. 424.
 Sterigma, DC. 60.
Sterigmotemon, M. B. 60.
Steripha, Gaertn. 230.
Steriphoma, Spr. 62.
Steris, L. 235.
 Sternbergia, W. et K. 329.
Sterrebeckia, Link. 425.
 Steudelina, Presl. 128.
 Stevenia, Adans. 60.
 Stevensia, Poit. 245.
 Stevia, Cav. 255.
 Stewartia, Cav. 80.
 Sticta, Schreb. 429.
 Stictis, Pers. 424.
 Stiffia, Mikan. 262.
 Stigmanthus, Lour. 246.
 Stigmaphyllon, Ad. J. 122.
 St'lgmarota, Lour. 70.
Stigmatanthus, Roem. 246.
Stigmatidium, Mey. 430.
 Stigmatococca, W. 295.
 Stigonema, Ag. 436.
 STILAGINEJE, Agardh. 179.
 Stilago, L. 179.
 Stilbe, Linn. 280.
 STILBINEJE, Kunth. 280.
 Stilbospora, Pers. 426.
 Stilbum, Tode, 425.
 Stillingia, Garden. 117.
 Stilophora, Ag. 436.
 Stilpnogyne, DC. 261.
 Stilpnopappa, Mart. 255.
 Stilpnophytum, Less. 260.
 Stipa, L. 381.
 Stipagrostis, N. ab E. 381.
 Stipularia, Beauv. 246.
Stipularia, Haw. 128.
 Stipulicida, Mx. 128.
 Stixis, Lour. 438.
Stizolobium, Pers. 156.
Stizolophus, Cass. 262.
 Stobaea, Thunb. 261.
 Steebe, Less. 260.
Staecias, Tourn. 276.
Stoerria, Crz. 354.
 Stokesia, L'Her. 255.
 Stolobium, Desv. 401.
 Stomatechium, Lehm. 275.
 Strabonia, DC. 257.
Stramonium, Bernh. 295.
 Stratioteae, Link. 335.
 Stratiotes, Linn. 335.
 Stravadium, Juss. 46.
 Strebanthus, Raf. 23.
 Streblidia, Link. 385.
 Streblorhiza, Endl. 156.
Streblus, Lour. 178.
 Strelitzia, Ait. 327.
 Strepelia, A. Rich. 246.
 Strepium, Schrad. 380.
 Strepodon, Ser. 126.
Strepsia, Nutt. 334.
 Streptachne, R. Br. 381.
 Streptanthera, Swt. 333.
 StreDtanthus, Nutt. 60.
 Stre'ptium, Roxb. 278.
 Streptocarpus, Lindl. 283.
 Streptocaulon, W. et A. 305.
 Streptochseta, Schrad. 383.
 Streptogyna, P. de B. 383.
 Streptopus, Mich. 354.
 Streptostachys, Desv.
 Striaria, Grev. 436.
 Striga, Lour.
 Strigilia, Cav. 228.
 Strigula, Fr. 424.
Strigula, Fr. 430.
 Strobilanthes, Bl. 285.
 Strombosia, Bl. 438.
 Stromia, Vahl. 62.
Strongylium, Dittm. 425.
 Strongylosperma, Less. 260.
 Strophanthus, Desv. 301.
 Strophopappus, DC. 255.
Strophostyles, Ell. 156.
Struchium, P. Br. 255.
 Strumaria, Jacq. 329.
 Strumella, Fr. 426.
 Strumpfia, Jacq. 246.
 Strumpfia, L. 236.
Struthia, Roy. 195.
 Struthiola, Linn. 195.
 Struthiopteris, W. 401.
 Strychneae, DC. 299.
 Strychnodaphne, N. et M. 202.
 Strychnos, L. 301.
Sturmia, Hoppe, 380.
Sturmia, Rchb. 339.
Stylandra, Nutt. App.
 STYLIDETE, Brown, 240.
 Stylidium, Swz. 241.
Stylidium, Lout. 39.
 Stylimnus, Raf. 257.
 Styllaria, Ag. 437.
 Stylobasium, Desf. 159.
 Stylochaeton, Lepr. 364.
 Styloceras, Ad. Juss. 117.
Stylocoryna, La B. 246.
Stylocoryna, Cav. 245.
Stylolepis, Lehm. 260.
 Styloncerus, Spr. 260.
Stylophorum, Nutt. 9.
 Stylosanthes, Swz. 156.
Stylurus, Salisb. 200.
 Stypandra, R. Br. 354.
 Styphelia, Sm. 223.
 Stypheliae, Bartl. 223.
 Styphnolobium, Schott. 155.
 Styraceae, Rich. 227.
Stymndra, Raf. 354.
 Styrax, L. 228.
 Suaeda, Forsk. 209.
Suardia, Schrank. 379.
 Subularia, Linn. 60.
Succisa, Vaill. 265.
 Succowia, Medik. 60.
 Succulents, Vent. 163.
 Suffrenia, Bell. 100.
Suillus, Mich. 424.
Sulitra, Medic. 156.
 Sumachineae, DC. 168.
 Sunipia, Buchanan, 340.
Suprago, Gaertn. 255.
 Suregada, Roxb. 117.
 Suriana, L. 142.
 SURIANACEJE, Lindl. 142.
 Susum, Bl. 353.
 Sutura, Roth. 292.
 Sutcria, DC. 246.
 Sutherlandia, R.Br. 156.
 Svitramia, Cham. 42.
 Swainsonia, Salisb. 15f.
 Swartzia, W. 157.

- Strartzia*, Gmel. 295.
 Sweetia, DC. 156.
 Swertia, L. 298.
Swertia, Ludw. 263.
 Swietenia, Linn. 104.
 Swietenieae, Ad. J. 104.
 Syagrus, Mart. 346.
 Sychenum, G. 178.
Syckorea, Corda. 414.
 Sycoideae, Link. 175.
Syena, Schreb. 355.
 Symmetria, Bl. 101, 438.
Symphachne, Desv. 388.
 Symphiandra, Ad. J. 238.
 Symphionema, R. Br. 200.
 Symphogyna, N. et M. 414,
Symphonia, Juss. 75.
 Symphorema, Roxb. 278.
 Symphoria, Pers. 248.
 Symphoricarpos, Dill. 248.
 Symphysia, Presl. 222.
 Symphytum, L. 275.
 Symphyoloma, Mey. 24.
 Sympieza, Licht. 221.
 Symplocaceae, 227.
 Symplocarpus, Salisb. 364.
 Symplocos, L. 228.
 Synalissa, Fr. 430.
 Synaedrys, 171.
 Synandra, Nutt. 277.
 Synanthereae, Rich. 251.
 Syriaphea, R. Br. 200.
 Synassa, Lindl. 341.
 Syncephalum, DC. 260.
Syncarpha, DC. 260.
 Synchodendron, Boj. 255.
Syncollesia, Agh. 426.
Syncollesia, Fr. 425.
 Syndesmis, Wall. 168.
Syndonisce, Corda. 414.
Syngonium, Schtt. 364.
 Synedrella, Gaertn. 258.
 Synnetia, Swt. 333.
Synorhizece, Rich. 1.
 Synoum, Ad. J. 103.
Syntrichia, Hedw. 410.
 Syntherisma, Wall.
Syrenia, Andr. 60.
 Syringa, L. 308.
 Syringodca, Don. 221.
 Syringosma, Mart. 302.
 Syrrhopodon, Schw. 410.
 Synzyganthera, R. P. 117.
 Systotrema, Fr. 424.
 Systrepha, Burch. 302.
 Systylium, Hornsch. 410.
 Syzygites, Ehrenb. 425.
 Syzygium, Gaertn. 45.

 Tabernaemontana, L. 301.
 Tacca, Forst. 332.
 TACCEJE, Presl. 331.
 Tachia, Aub. 298.
Tachia, Pers. 157.
 Tachibota, Aubl. 64.
 Tachigalia, Aubl. 157.
 Tacsonia, Juss. 69.

 Taeniocarpum, Desv. 156.
 Taeniophyllum, BL 340.
 Taenitis, Sw. 401.
Tafalla, R. P. 184.
 Tagetes, L. 259.
 Tageteae, DC. 259.
 Tagetineae, Cass. 259.
 Tainia, BJ. 340.
 Talauma, Juss. 16.
 Taliera, Mart. 346.
 Taligalia, Aubl. 278.
 Talinum, Adans. 124.
 Talisia, Aubl. 82.
 Tamarindus, Linn. 157.
 TAMAHISCINEA, Desvauz. 126.
 Tamarix, L. 127.
Tambourissa, Sonn. 189.
Tamnus, Juss. 359.
 Tamonea, Aubl. 278.
 Tampoa, Aubl.
 Tamus, Linn. 359.
 Tanacetum, L. 260.
 Tanaecium, Swz. App.
Tangarasca, Adans. 246.
Tanghinia, Pet. Th. 301.
Tanibouca, Aubl. 39.
 Tapeina, Mart. 287.
 Tapeinanthus, Herb. 329.
 Tapeinia, Juss. 333.
 Taphrina, F. 426.
 Taphrospermum, Mey en. 60.
 Tapinia, Fr. 424.
 Tapiria, Juss. 166.
Tapogomea, Aubl. 246.
 Tapura, Aub. 109.
 Tarn, Molina, 157.
Taralea, Aubl. 157.
 Taraxacum, Hall. 263.
 Tarchonanthus, L. 257.
 Tarchonanthae, Less. 257.
 Targionia, Mich. 414.
 Tarena, Gaertn. 245.
 Tarrietia, Blume, 122.
 Tasmannia, R. Br. 17.
 Tauscheria, Fisch. 60.
 Tauschia, Schlecht. 24.
 Taverniera, DC. 156.
Taxanthema, Neck. 270.
TaxincB, Rich. 316.
 Taxodium, Rich. 316.
 Taxus, L. 317.
 Tayloria, Hook. 410.
Teata, Spreng. 258.
 Tecmarsis, DC. 255.
 Tecoma, J. 282.
 Tecophilea, Popp. 329.
Tectaria, Cav. 401.
 Tectona, L. 278.
 Teedia, Rud. 292.
 Teesdalia, R. Br. 60.
Teganium, Schw. 230.
Tcgularia, Reinw. 401.
 Telamonia, Fr. 424.
 Telckia, Baumg. 257.
 Teleiandra, N. ab E. 201,
 Telephies, DC. 128.
 Telephium, L. 128.

Teleozoma, R. Br. 401.
Telephioides, Moench. 116.
Telfairia, Hook. 52.
 Telipogon, Humb. et K. 340.
 Telhma, R. Br. 163.
 Telopea, R. Br. 200.
 Teloxys, M. Tand. 209.
 Templetonia, R. Br. 155.
 Temus, Mol. 17.
Tenoria, Spr. 24.
 Tepesia, Gaertn. 246.
Tephranthus, Neck. 216.
 Tephrosia, Pers. 156.
 Teramnus, P. Browne, lf>6.
 Terebintaceae, Juss. 110, 135,
 157, 165, 166.
Terebinthus, Juss. 168.
 TerminaJia, L. 39.
 Terminalieae, DC. 39.
Ternatea, Kth. 156.
 Ternstromia, Mut. 80.
 TERNSTROMIACEJE, DC 79.
Terpnanthus, Nees, 133.
 Tertrea, DC. 246.
 Tessaria, R. et P. 257.
 Tessiera, DC. 246.
 Testudinaria, Salisb. 359.
 Tetilla, DC. 33.
 Tetracera, L. 21.
Tetracarpum, Moench. 259.
Tetracodium, Lk. 426.
 Tetractis, 6.
 Tetradema, Benth. 277.
 Tetradenia, N. ab E. 202.
 Tetradiclis, M. B. 88.
 Tetradium, Lour. 158.
 TETUAGASTRIS, Gaertn. 174.
 Tetraglochin, Popp. App.
 Tetragonia, L. 209.
 TETRAGONIACEE, 209.
 Tetragonolobus, Scop. 156.
 Tetragonotheca, Dill. 258.
Tetrahit, Mcench. 277.
Tetrahitum, Hsgg. 277.
 Tetrameles, Br. 182.
Tetramerium, Juss. 246.
 Tetramicra, Lindl. 340.
 Tetramolopium, Nees, 256.
 Tetramorphaea, DC. 262.
 Tetranthera, Jacq. 202.
 Tetranthereae, N. ab E. 202.
 Tetranthus, Swz. 258.
Tetraotis, Reinw. 259.
 Tetrapeltis, Wall. 340.
 Tetraphis, Hedw. 410.
 Tetrapilus, Lour. App.
 Tetraplascium, Kze. 165.
Tetrapogon, Desf. 381.
 Tetrapoma, Turcz. 60.
 Tetrapteris, Cav. 122.
 Tetrapterigium, F. et M. 60.
 Tetraria, P. de B. 385.
 Tetrarrhena, R. Br. 378.
Tetrasporella, Gaill. 436.
Tetrastemon, H. et A. 45.
 Tetratheca, Smith, 110.
 Tetraspora, Lk. 436.

- Tetrazygia, Rich. 42.
 Tetrodontium, Schw. 410.
Tetrodus, Cass. 269.
 Tetroncium, W. 367.
Tetrorhiza, Ren. 298.
 Teucrium, L. 277.
Thclamia, Spr. 317.
 Thalassia, Banks, 367.
 Thalassiophyta, Lam. 430.
 Thalia, L. 326.
 Thaliantha, Bge.
 Thalictrum, L. 6.
 Thamnea, Soland. 28.
Thamnia, Browne, 73.
Thamnidium, Lk. 425.
 Thamnochortus, Berg. 387.
 Thamnomycetes, Ehrenb. 430.
 Thamnophora, Ag. 436.
Thanatophyta, Nees, 425.
 Thapsia, Tourn. 24.
 Thapsiaeae, DC. 24.
 Thaspium, Nutt. 24.
 Thaumasia, Ag. 436.
 Thaumusia, G. 177.
 Thea, L. 80.
 Theaceae, Mirb. 79.
 Thecanthus, Wickstr. 195.
 Thecacoris, Ad. Juss. 116.
 Thecaphora, Fingerh. App.
Theka, Juss. 278.
Thela, Lour.? 270.
Thelactis, Mart. 425.
 Thelasis, Bl. 340.
 Thelebolus, Tod. 425.
 Thelephora, Ehr. 424.
 Thelepogon, Roth. 379.
 Thelesperma, Less. 258.
 Thelotrema, Ach. 430.
 Thelychiton, Endl. 341.
 Thelygonum, L. App.
 Thelymitra, Först. 341.
 Thelyra, Pet. Th. 159.
Thelythamnos, Spreng. 259.
 Themedra, Forsk.
 Thenardia, H.B.K. 301.
 Theobroma, L. 95.
 Theodora, Medik. App.
Theodorea, Cass. 261.
 Theophrasta, L. 225.
 Theophrasteae, Bartl. 225.
Thermia, Nutt. 155.
 Thermopsis, R. Br. 155.
 Thermutis, Fr. 430.
 Therogeron, DC. 256.
 Thesium, L. 193.
 Thespesia, Coir. 97.
 Thespis, DC. 257.
 Thevenotia, DC. 262.
 Thevetia, Juss. 301.
 Thibaudia, Pav. 222.
Thiebaudia, Colla. 340.
 Thieleodoxa, Cham. 245.
 Thladiantha, Bge. 52.
 Thlaspi, Dill. 60.
 Thlaspidites, DC. 60.
Thoa, Aubl. 312.
 Thomasia, Gay, 95.
 Thompsonia, R.Br. C9.
 Thomsonia, Wall. 364.
 Thoracosperma, Klotzch. 221.
 Thorea, Bory, 436.
Thorella, Gaill. 436.
 Thottea, Itotth. 206.
 Thouarea, Pet. Th. 379.
Tkauinia, Sm. 231.
 Thouinia, Poit. 83.
 Thrasya, H. et B. 378.
 Threlkeldia, Br. 201.
 Thrinax, L. 346.
 Thrinacia, Roth. 263.
Thrombium, Wallr. 430.
 Thryallis, Linn. 122.
Thryocephalon, Forst. App.
 Thuarea, Pers. 379.
 Thuja, L. 316.
 Thunbergia, Linn. 285.
 Thunbergiese, N. ab E. 285.
Thyana, Hamilt. 83.
 Thylacantha, Nees, 292.
Thylacites, Ren. 298.
 Thylacium, Lour. 62.
 Thymbra, L. 277.
 THYMELJEJE, JUSS. 194.
 Thymelina, Hsgg. 195.
 Thymophylla, Lag. 259.
 Thymus, L. 277.
 Thyridostachyum, N. ab E.
 379.
Thyrsanthus, Ell. 156.
Thyrsanthus, Schk. 224.
Thyrsopteris, Kze. 401.
Thysanachne, Presl. 379.
 Thysanocarpus, Hook. 60.
Thysanomitron, Schw. 410.
 Thysanotus, R. Br. 354.
 Thysanus, Lour. 168.
Thysselinum, Adans. 24.
 Tiarella, Linn. 163.
 Tiaridium, Lehm. 273.
 Tibouchina, Aubl. 42.
Ticanto, Adans. 157.
 Ticorea, Aubl. 133.
 Tiedmannia, DC. 24.
Tigarea, Pursh. 145.
Tigarea, Aubl. 28.
 Tigridia, Juss. 333.
 Tilesia, Meyer, 258.
 Tilia, Linn. 100.
 TILIACEJE, JUSS. 99.
 Tiliacora, Colebr. 216.
 Tillaea, L. 164.
 Tillandsia, L. 334.
 Timmia, Hedw. 411.
 Timonius, Rumph. 246.
Tina, R. et S. 82.
 Tinda, Rheede, 178.
Tinus, Tourn. 248.
 Tipularia, Nutt. 340.
 Tipularia, Chev. 425.
 Tiresias, Bory, 436.
Tita, Scop. 40.
 Titania, Endl. 339.
 Tithonia, Desf. 258.
Tithymalus, Tourn. 117.
Tittmannia, Reich. 292.
Tittmannia, Brongn. 108.
Tittmannia, Brongn. 28.
 Tmesipteris, Bernh. 404.
 Tococa, Aubl. 42.
 Tocoyena, Aubl. 245.
 Toddalia, Juss. 136.
 Todea, Swz. 402.
 Tofieldia, Huds. 348.
 Tolmiea, Hook. 220.
 Tolpis, Adans. 263.
Toluifera, L. 166.
Tomex, Th. App.
Tonabea, Juss. 80.
 Tonina, Aubl. 388.
Tonsella, Schreb. 120.
Tontanea, Juss. 245.
 Tontelea, Aubl. 120.
Topohea, Aubl. 42.
 Tophora, Fr. 430.
 Tordylineae, DC. 24.
 Tordyliopsis, DC. 24.
 Tordylium, Tourn. 24.
 Torenia, L. 292.
 Toricellia, DC. 25.
 Torilis, Spreng. 24.
Tormentilla, L. 145.
Torresia, P. de B. 378.
 Torreya, Spr. 214.
Tortula, W. 278.
 379.
 Tortula, Hedw. 410.
 Tortuleae, Hook. 410.
 Torula, Pers. 426.
 Tovomita, Aubl. 75.
Touchiroa, Aubl. 157.
 Toulicia, Aubl. 82.
Tounatea, Aubl. 157.
 Tournefortia, L. App.
Tournefortia, Pont. 246.
Tournesolia, Scop. 116.
 Touroulia, Aubl. 47.
 Tourretia, Domb. 283.
 Tovaria, Fl. Peruv. 62.
 Townsendia, Hook. 264.
Toxicodendron, Thunb. 117.
Toxicodendron, Gaertn. 82.
Toxicodendron, Tourn. 168.
 Toxocarpus, W. et A. 305.
 Tozzetia, Savi. 380.
 Tozzia, L. 292.
 Trachelium, L. 238.
 Trachydium, Lindl. 24.
 Trachylia, Fr. 430.
Trachymarathrum, Tausch. 24.
Trachytnitrium, Hedw. 410.
 Trachynia, Link. 383.
 Trachymene, Rudge. 23.
 Trachynotia, Michx. 381.
 Trachypogon, Tr. 379.
Trachypetalum, Reicheub. 24.
 Trachys, Pers. 379.
 Trachyspermum, Lk.
 Trachystemma, Don. 275.
 Trachytella, DC. 21.
 Tradescantia, Linn. 354.
 Traganthes, Wall. 256.
 Traganum, DC. 209.

- Tragia, Plum. 117.
 Tragium, Spr. .
 Tragoceras, H. B. K. 258.
 Tragopogon, L. 263.
 Tragopyrum, M. B. 212.
 Tragus, Hall. 379.
 Tralliana, Lour. 119.
 Trapa, L. 37.
 Trasi, P. de B. 385.
Trattennikia, Pers. 259.
 Trattinickia, Willd. 168.
 Trautvetteria, F. et M. 7.
Treisia, Haw. 117.
 Tremandra, R. Br. 110.
 TREMANDRACEAE, R. Br. 109.
Tremanthus, Pers. App.
 Trematodon, Mich. 410.
 Trembleya, DC. 42.
 Tremella, Dill. 424. .
 Trentepohlia, Ag. 437.
Trentepohlia, Roth. 60.
 Trepocarpus, Nutt. 24.
 Trevirania, W. 287.
 Trevoa, Hook. 108.
 Trewia, L. 174.
 TREWIAKJE, 174.
 Triachne, Cass. 263.
 Triadenium, Rafin. 78.
 Triadica, Lour. 117.
 Triana, H. et B. 381.
 Trianthes, L. App.
 Trias, Lindl. 340.
 Triaspis, Burch. 122.
 Triathera, Desv. 381.
Trihlemma, R. Br. 42.
 Triblidium, Fr. 424.
Tribrachia, Lindl. 340.
 Tribuleae, A. de J. 134.
 Tribulus, L. 134.
Tribuioifc^ Toum. 37.
 Tricalysia, A. Rich. 246.
Tricarium, Lour. 116.
 Tricentrum, DC. 42.
 Tricera, Schreb. 116.
Triceraja, W. 120.
 Triceras, Andr. 60.
 Tricera, Lour. 168.
 Tricerastes, Presl. 182.
 Trichachne, N. ab E. 378.
 Trichanthra, Ehr. 134.
 Trichaeta, Link. 382.
 Trichaeta, Beauv. 382.
Tricharia, F6e. 430.
 Trichia, Hall. 425.
 Trichaurus, Am. 127.
Trichera, Schrad. 265.
 Trichelostylis, Lestib. 385.
 Trichilia, Linn. 103.
 Trichilieae, A. J. 103.
 Trichinium, R. Br. 208.
 Trichoa, Pers. 216.
Trichocarpus, Neck. 147.
Trichocarpus, Schibb. 100.
 Trichocephalus, Brongn. 108.
 Trichoceros, H. et K. 340.
Trichochloa, Tr. 380.
Trichocladus, Pers. 49.
 Trichocline, Cass. 262.
 Trichoderma, Pers. 425.
Trichoderma, Pers. 425.
 Trichodesma, R. Br. 275.
Trichodium, Schrad. 380.
 Trichoglottis, Bl. 340.
 Trichogyne, Less. 260.
 Tricholea, Dumort. 414.
 Tricholaena, Schrad. 378.
 Tricholepis, DC. 262.
 Tricholoma, Fr. 424.
 Trichomanes, L. 401.
 Trichomanideae, N. ab E. 414.
 Trichomanideae, Kaulf. 401.
 Trichonema, Ker. 333.
 Trichoon, Roth. 382.
 Trichopetalum, Lindl. 353.
 Trichophorum, Rich. 385.
Trichophyllum, Nutt. 259.
 Trichopilia, 340.
 Trichopodium, Lindl. 206.
 Trichopteris, Presl. 401.
 Trichopterya, N. ab E. 382.
Trichopus, Gaertn. 206.
 Trichosanthos, L. 52.
 Trichosiphum, Endl. 95.
 Trichospira, U.*B. K. 255.
 Trichospermum, Blame, 73.
 Trichosporum, Fr. 430.
 Trichosporum, Don.
 Trichostema, L. 277.
 **Trichostemma*, Cass. 258.
 Trichostomum, Hedw. 410.
Trichostroma, Corda. 426.
 Trichostylis, Lestrb.
 Trichostylium, Corda. 414.
Trichothalamus, Lehm. 145.
 Trichotosia, Bl. 340.
 Trichya, Cav. 214.
 Triclinium, Fée, 425.
 Tricornaria, Hook. 122.
Tricondylus, Salisb. 200.
 Tricoryne, R. Br. 354.
 Tricothecium, Lk. 425.
 Tricratus, L'Her. 214.
 Tricuspidaria, R. et P. 97.
 Tricuspis, P. de B. 383.
Tricuspis, Pers. 97.
 Tricycla, Cav.
 Tricyrtis, Wall. 348.
 Tridax, L. 239.
Tridens, R. et Sch. 383.
Tridentea, Haw. 305.
Tridesmis, Lour. 116.
 Trientalis, L. 224.
 Trifolieae, DC. 155.
 Trifolium, L. 156.
 Triglochin, L. 367.
Triglossum, Fisch. 383.
 Trigonella, L. 155.
 Trigonina, Aubl. 121.
 Trigoniaceae, Mart. 120.
Trigonis, Jacq. 82.
 Trigonocarpus, Wall. 283.
Trigonophyllum, Gaud. 163.
 Trigonospermum, Less. 257.
 Trigostemon, Bl. 116.
Triguera, Cav. 97.
 Triguera, Cav. 295.
 Trigynaea, Schlecht. 19.
 Trihjpis, Nees, 385.
 Trilepisium, Pet. Th.
 Trilisia, Cass. 255.
 Trilix, L. 100.
 Trilliaceae, DC. 347.
 Trillium, L. 348.
Trilopus, Mitch. 49.
Trimeranthe, Cass. 257.
 Trimeriza, Lindl. 206.
 Trimetra, Fl. Mex. 264.
Trinacte, Gaertn. 263.
 Trinia, Hoffm. 23.
Trinitaria, Bory. 436.
Triodia, P. de B. 382.
Triodia, R. Br. 383.
Triodia, Jacq. 383.
 Triodon, DC. 246.
Trionum, Med. V7.
Trionychon, Wallr. 288.
 Triopteris, Linn. 122.
 Triosteum, L. 248.
 Triphaca, Lour. 95.
 Triphasia, Lour. 106.
Triphora, Nutt. 341.
Triphragmium, IA. 426.
 Triphysaria, F. et M. 292.
 Tripinna, Lour. 292.
 Triplachne, Link. 382.
 Triplaris, L. 212.
 Triplateia, Bartl. 126.
 Triplectrum, Don. 42.
 Tripleura, Lindl. 341.
Triplocentrum, Cass. 262.
 Tripogon, Roth. 383.
Triplinivium, Gaud. 1C3.
 Triplostegia, Wall. 266.
 Tripolium, Nees, 256.
 Tripterella, M. 331.
 Tripteris, Less. 261.
 Tripterospermum, Bl. 298*
 Triptilion, R. P. 263.
 Triraphis, R. Br. 381 & 382,
 Trisetaria, Forsk. 382.
 Tristachya, N. ab E. 382.
 Trisetum, Pers. 382.
 Tristagma, Poepp. 354.
 Tristania, R. Br. 45.
Ti-istegis, N. ab E. 379.
 Tristellateia, Pet. Th. 122.
 Tristemma, Juss. 42.
 Tristicha, Pet. 191.
 Triteleia, Lindl. 353.
 Triticum, L. 382.
 Tritoma, Ker. 353.
Tritomanthe, Hsgg. 353.
 Tritonia, Ker. 333.
 Triumphetta, Linn. 99.
THxago, Hsgg. 277.
Trixago, Stev. 292.
 Trixis, P. Br. 263.
 Trixis, Mitch. 37.
Trixis, Swtz. 257."
 Trizeuxis, Lindl. 340.
Trochera, Rich. 378.

- Trochetia, DC. 95.
 Trochiscia, Kutz. 437.
 Trochiscanthes, Koch. 24.
 Trochocarpa, R. Br. 223.
 Trollius, L. 7.
 Tromotriche, Haw. 305.
 Tro&sdorffia, Bl. 283.
 Trommsdorffia, Mart. 208.
 TROPJEOLEJE, JUSS. 139.
 Tropaeolum, L. 140.
 Trophis, L. 178.
 Tropidia, Lindl. 341.
Tropidolepis, Tausch. 256.
 Troximon, Don. 263.
 Trujanoa, Lex. 438.
 Trycalysia, A. Rich.
 Trypethelium, Spr. 430.
 Tryphera, Bl. 208.
 Truncaria, DC. 42.
 Tryphia, Lindl. 341.
 Tschudya, DC. 42.
 Tuber, Mich. 425.
 Tubercularia, Tode, 425.
 Tubercinae, Fr. 426.
Tubilium, Cass. 257.
 Tubuliflorae, DC. 255.
 Tula, Adans, 245.
 Tulbaghia, Linn. 354.
 Tulipa, Tourn. 353.
 Tulpaceae, DC. 351 & 353.
Tullia, Leavenworth, 277.
 Tulostoma, Pers. 425.
Tunga, Roxb. 385.
 Tupa, D. Don. 236.
 Tupeia, Bl. 50.
 Tupistra, Ker. 365.
 Turbinaria, Lamour. 436.
 Turaria, Mol. 228.
 Turbith, Tausch. 24.
 Turczaninovia, DC. 256.
 Turgenia, Hoffm. 24.
Turgosea, Haw. 164.
 Turia, Forsk. 52.
 Turnera, L. 72.
 TURNERACEJE, DC. 71.
 Turpinia, Vent. 121.
Turpinia, Pers. 156.
Turpinia, H. B. K. 262.
 Turraea, L. 103.
 Turritis, Dill. 60.
Tursenia, Cass. 257.
Tussaca, Raf. 341.
 Tussacia, W. 438.
 Tussacia, Rchb. 287.
 Tussilagineae, Cass. 256.
Tussilago, L. 256.
 Tussilago, Tourn. 256.
 Tweedia, H. et A. 305.
 Tylloma, Don, 262.
 Tylophora, Br. 305.
 Tympanis, Tode. 424.
 Tyngaridea, Bory, 436.
 Typha, L. 366.
 Typhaceae, DC. 365.
 Typhoniura, Schtt. 364.
 Typhula, Fr. 424.
 Tyrimnus, Cass. 262.
Tytonia, G. Don, 139.
Ubium, Rumf. 359.
Ucacoa, Cass. 257.
Ucacou, Adans. 258.
Uciana, W. 245.
 Udora, Nutt. 335.
Ugfna, Cav. 402.
 Ulantha, Hook. 341.
 Ulex, Linn. 155.
Ulloa, Pers. 295.
 Ullucus, Lozan. 124.
 ULMACEJE, Mirb. 178.
Ulmaria, Mdnch. 145.
Ulmariop, Vent. 145.
 Ulmus, L. 179.
Ulospermum, Lk. 24.
 Ulota, Mohr. 410.
 Ulothrix, Kutz. 437.
Uluocia, Juss. 240.
 Ulva, L. 436.
Umbellacee, Lindl. 21.
 UMDELLIFERJE, JUSS. 21.
 Umbilicaria, Hoffm. 430.
 Umbilicus, DC. 165.
 Uncaria, Schreb. 245.
 Uncaria, Burchel), 281.
 Uncinia, Pers. :85.
 Undina, Fr.
 Ungeria, Endl. 95.
 Uniola, Mx. 383.
 Unona, L. 19.
 Unxia, L. fil. 257.
Unxia, H. B. K. 260.
Uperrhiza, Bosc. 425.
 Uralepis, Nutt.
Urananthe, Gaud. 298.
Urania, Schreb. 327.
 Uraria, Desv. 156.
Uraspermum, Nutt. 24.
Urceola, Roxb. 301.
Urceolaria, Feuill. 287.
Urceolaria, Ach. 430.
Urceolaria, Herb. 329.
Urceolaria, Willd. 246.
Urceolina, Rchb. 329.
UredinaHa, Chev. 426.
 Uredineae, Brongn. 419.
 Uredo, Pers. 426.
 Urena, L. 97.
 Urera, G. 177.
 Urereae, G. 177.
 Urginea, Steinh. 353.
 Urochloa, P. de B. 378.
 Uromyces, Lk. 426.
 Uropet&lum, Ker. 353.
 Urophyllum, Jack. 246.
 Urospermum, Scop.
 Urosporium, Fingerh. App.
 Urostelma, Bge. 305.
 Ursinia, Gaertn. 259.
 Urtica, Linn. 177.
 URTICEJE, JUSS. 175.
 Urvillea, Kth. 82.
 Usnea, Dill. 426.
 Ustalia, Fr. 430.
Usteria, Cav. 292.
Usteria, Lam. 306.
 Ustilago, IKF. 426.
 Utricularia, L. 286.
 Utriculinae, Hoffm. 286.
 Uvaria, L. 19.
 Uvedalia, Br. 292.
 Uvularia, L. 354.
Vdcccaria, Dod. 125.
 VACCINIE/B, DC. 221.
 Vaccinium, L. 222.
 Vachellia, W. et A. 157.
VaginaHa, Rich. App.
 Vahea, Lam. 301.
 Vahlia, Th. 163.
 Vaillantia, DC. 250.
Valantia, Tourn. 250.
 Valcarcelia, Lga. 157.
Valdesia, R. et P. 42.
 Valentiana, Rafin. 248.
 Valentinia, Swz. 83.
Vialentynia, Neck. 157.
 Valenzuelia, Camb. 82.
 Valeriana, Neck. 266.
 VALERIANEAS, DC. 265.
 Valerianella, Mcench. 266.
Valikaha, Adans. 41.
 Valisneria, Mich. 335.
 Valisneriaceae, Link. 335.
 Vallaris, Br. 301.
 Vallea, Mutis. 97.
 Vallesia, R. P. 301.
Vallifilix, Pet. Th. 402.
 Vallota, Herb. 329.
 Valonia, Ag. 436.
 Valsa, Fr. 424.
 Vancouveria, Morren. 30.
 Vanda, R. Br. 340.
 Vandae, Lindl. 340.
 Vandellia, L. 292.
 Vangueria, Comm. 245.
 Vanhallia, Schult. 36.
 Vanhelmontia, DC. 255.
Vanieria, Lour. 177.
 Vanilla, Plum. 342.
 VANILLACEA, 341.
Vanillosma, Mart. 255.
 Vantanea, Aubl. 95.
 Vareca, Gsertn. 70.
Vareca, Gaertn. 65.
Varenea, DC. 157.
 Vargasia, Bert. 122.
 Vargasia, DC. 259.
Variolaria, Bull. 424.
Variolaria, Pers. 430.
Varronia, L. 273.
 Varthemia, DC. 257.
 Vascoa, DC. 155.
 Vatairea, Aubl. 157.
 Vateria, Roxb. 98.
 Vatica, Linn. 100.
Vauanthes, Haw. 164.
 Vaucheria, DC. 436.
Vaucheriella, Gaill. 436.
 Vauquelinia, Corr. 145..
Velaya, Adans. 95.
 Velaea, DC. 24.

- Velezia, Linn. 125.
 Vella, DC. CO.
 Velleja, Sm. 212,
 Vellea, DC. 60.
 Vellozia, VandelU, 334.
 Veltheimia, Gled. 353.
 Venana, Lara. 218.
 Venegasria, DC. 259.
 Venidium, Lew. 261.
Pntenatia, Cav. 223.
Vent am tin, Sm. 1A).
 Ventenatia, Beauv. 80.
 Ventilago, Gsertn. 108.
 Vepris, Comm. 13G.
 Veratrum, Linn. S48.
 Veratreae, Ag. 347.
 Verbasceae, Barti. 292.
Vtrbas&nea, N. ab E. 292.
 Verbascum, L. 292.
 Verbena, L. 278.
 Verbenwe, Bartl. 278.
 VEBBKNAEJE, JUSS. 277.
 Verbesina, L. 258.
 Verbesineaj, Less. 2f*.
 Verea, Willd. 165.
Vereia, Amir. lf>\$.
 Vennicularia, lode, 12 I.
Vermifuga, R. P. 258.
VermonHa, Comm. 55.
 Vernkia, Lour. 117.
 Vernonia, Schrb. 255.
 Vernoniaceae, Less. 255.
 Veronica, h. S92.
 Veronicea, Benth. 292.
 Vcrpa, Sw. L4.
 Vernca, DC. 259,
 Verrucaria, Pers. 430.
Verutinaj Cass. 262.
Verticillaria, R. ct P. 15.
l'ilirilliiin, Nees, 426.
 Verticordia, DC. 45.
 Verulamia, DC. 24<.
 Vesicaria, Lam. 60.
 Vestia, W. r96.
ti'itt, Fabr. 20<).
Vexiliana, lloffmgg. i 56.
 Vibo, Mcench. 2 | 2.
Piborgia, Sprang. I 55.
Viborgia, Moench. ir>fi.
 Viborgia, Ort. 157.
 Vibrissca, IV, 4S4.
 Viburnum, Linh- 248.
 Vicatia, DC. 24.
 Vi^ia, Tonrn. 156.
 Vicieac, DC, 156.
 Vicoa, Cass. 257.
 Vieusseuxin, Laroche. 333.
 Vigna, Savi, 156-
 Viguiera, H. B. K. 256.
nifa, Tr. 380.
 Vilfa, P. de B. 380.
 Vil lam ilia, R. ct 1, 212.
 Villanova, Ltg. 2CO.
 TOiflri^uett. 261.
 Vilhirdft li.P-App.
 Villa
 V. rsia, Vent. 308
 illemetia Bfcfdd.20
 9.
- Vilmorinia, DC. 15C.
 Vimiuarua, Sm. lib.
 Vinca, L. 301.
 Vincentia, Hook. 100.
 Vinifene, Juss. 30.
yincetoxicum, Pera. 305.
 Viola, L. 84.
 VIOLARCE^DC. C4.
 Violete, DC. 04.
I'n-nytt, Gnuti. 260.
Pirra, Adaiis. 2613.
 Virecta, DC. 245.
 Vireya, Bl. 221.
rtiini'i, Nees, 42G.
 Virga-aurea, Tourn. 250.
ngilia, L'hc. 259.
 Virgilia, Lam. 155.
 Virgularia, R. et P. 392.
 Yirola, Aubl. 16.
 ViacoideiE, Rich. 49.
 VtBCUm, L. 50,
Visena, Houtt. i)5.
 Viseuia, IJlume, 96.
 Vismia, Vend. 78.
Vismiae, Ch. is. rk.
 Visnea, L. 438,
 VITACEJK, Lindl. 30.
 Vitellaria, Giertn.
 Vites, Juss. 30.
 Vitex, L. 278.
 Viticea, Bartl. 278.
 Vitices, JLISS. -J71.
 Vit is, L. 31.
 Vittadinca, A. Rich. 256.
 Vittarin, Sm. 401.
Pittmannia, Vabl. 130.
Vihiiiiinniu, Turr. 214.
iir'uinia, Colla, 246.
 Viviania, Cav. 125.
Virianiu, Rafin. 246.
 Voacanga, Pet. Th. 301.
Voacanga, Kohr. 24>,
 Voandzein, Pet. Th. 15ff.
lochya, VandelU, 88.
Vochy, Aiihl. 88.
Vochytia, Juss. R8.
 VbCHYSIACSJB, Mart. <-i.
Vogelia, Gmd. 831.
 Vogelia, Lam. 270.
Vogetta, II. Wett. 60.
Voglera, d. wetter. 155.
Vaginarua, Bory, 436.
Pbhiria, Lam, 8!98.
 Vniti:i, Hornsch. 410,
Voigtia, Spr. 262.
 Voigtia, Roth. 264.
 Vollameria, L. 27H.
natameria, L. 278.
Valkmannui, Jacq. 278.
 Voiutdla, Tcde, 425.
VoUdarvlla, Cass. 262.
Voluturia, CnsB. 262.
 \,lvaria, Fr. 424.
Vosacar, Adans. 258.
 Votomita, Aubl. 49.
Vauacopoua, Aubl. 157.
 Vouapa, Aiihl. 157.
- Vmtarana*, Aobl. 82, 157,
 Voyra, Aubl. 398.
 Vrolikia, Bpr, ii'»2.
 \ulyia, Link. 383.
 Wachendorlia, L. 330.
H~ahlbymia, Thunb. 21.
 Wahlenbergia, Schim! 238.
fVahlmbergia, R. Br. 10y.
ir<hl<;>hvr>in, Bi, 346.
FTaWenAergw, Sebum, 257.
IPFaifaia, Rchb. S133.
W&Urothia, Spreng. 24.
IVttUsrlimiilliti, Neck. 157.
*ll,th!*chi,»<Hia*, Wigg. 2W.
 Waldstdal*, W. 145.
 Walkora, Schreb. 129.
 Wallenin, Swz. i' 25.
IVuUichio, Hoxb. 246.
 Wallichia, Roxb. 346.
fValliehia, DC. 95.
 WaUlchietB, DC. 96.
Wtlichia, Reinw. 246.
 Walirothic, Roth. 27<.
 Walthcrin, Linn. 95.
 Wangenhdmia, Mnench, 382.
 Walaum, Roxb. 103.
 Warea, Kutt. 60.
Warneria, Mill. 6.
 Watson iu, K er. 333.
 Webbia, DC. 255.
Web<'ra, Schib. 245.
Hrbero, He>w. 411.
 Wedelia, Jat?l. 258.
 Weigelia, Thunb. 248.
 Wdgeltii, DC. 225.
HvUira, Spr. 40.
Weingartneric, lii rnli. 382.
 Weinmannia, L. 162.
 Weis-|^, Ilc'iw, 410,
 Wefeiaieae, Uritl. 410.
 Wddcuia, Beh. 34.
PTenio, Hoffla. 24.
Wendtondia, Willd. 216.
Wendtandta, Bartl. -J45.
Wepferic, Heist. 24.
 Werum, Wendl. -277.
 Werneria, H. B. K. 261.
 Wi'stonia, Spreng, 155. App.
 Westringia, Sin. 277.
 Whitia, Bl. 283.
 Wkiikya, Swt. 295-
Wil>elia, Hoppc, 263.
 Wiborgia, TUunb. 155.
I'ibargia, Roth. 259.
Wiganidic Neck. 260.
 Wigandfe, H. B. K. 235.
Wiggersi«, Fl. Wetter. 156.
 Wight ia, Wall. 283,
 Wickstromia, EndJ. 195,
WikstrDmi, Spr. 256.
 Wjkstromin, Schrad. 80.
 Willdenovia, Thunb. 387.
Wilclenowa, Cav. 259.
I//ldenovia, Gmel. 24:1.
 Willemetia, N:rk, 2(33.
Williehi«, Mut. 292,

- Willemetia*, Brongn. 108.
Willughbeia, Roxb. 302.
Willughbeia, Scop. 306.
Wilsonia, Hook. 278.
Wilsonia, Br. 232.
 "Wimmeria, Schlecht. 119.
Wiridsoria, Nutt. 383.
Wintera, Murr. 17.
Hwinterana, Sol. 17*.
Winterana, L. 76.
 WINTERED, R. Brown, 17.
Winterlia, Mcench. 229.
Winterlia, Spr. 438.
 "Wissadula, Medicus, 97.
Wisteria, Nutt. 156.
Withania, Pauquy, 295.
Witheringia, L'herit. 295.
Witsenia, L. 333.
IVittelsbachia, Mart. 60.
Wollastonia, DC. 258.
Woodfordia, Salisb. 101.
Woodwardia, Sm. 401.
Woodsia, R. Br. 401.
Woodvillea, DC. 256.
Wulfia, Horkel. 438.
Wormia, Rott. 21.
Wormskioldia, Thonn. 67.
Wormskioldia, Spr. 436.
Wrangelia, Ag. 436.
Wrightia.Br. 301.
Wulfia, Neck. 258.
Wulfenia, Jack. 292.
Wurmbia, Thunb. 348.
Wydleria, DC. 23.
Wylia, Hoffm. 24.

Xanthe, W. 75.
Xantheria, 429.
Xanthisma, DC. 255.
Xanthium, Tourn. 258.
Xanthoceras, Bge. 82.
Xanthocephalum. Willd. 259.,
Xanthochymus, Roxb. 75.
Xanthocoma, H. B. K. 256.
Xanthophyllum, Bl. 245.
Xanthophyllum, Roxb. 86.
Xanthophytum, Bl.
Xanthorhiza, Marsh. 7.
Xanthorrhaea, Sw. 354.
Xanthosia, Rudge, 23.
Xanthosoma, Schtt. 364.
 XANTHOXYLE/E, Nees, 135.
Xanthoxylum, L. 136.
Xenismia, DC. 257.
Xenocarpus, Cass. 261.

Xenochloa, Licht. 382.
Xenodochus, Schlecht. 426.
Xenopoma, \V. App.
Xeranthemum, Tourn. 261.
Xerobius, Cass. 259.
Xerocarpus, G. et P. 155.
Xerochloa, R. Br. 379.
Xef6petalum, R.Br. 155.
Xeropetalum, DC. 100.
Xerophyllum, Mx. 348.
Xerophyta, Juss. 334.
Xerophyton, Eschw.
Xerotcs, R. Br. 357.
Xerothermus, DC. 256.
Xerotus, Fr. 424.
Ximania, L. 33.
Ximenesia, Cav. 258.
Xiphidium, Loeffl. 330.
Xiphocarpus, Presl. 156.
Xiphopteris, Kaulf. 401.
Xiphotheca, Eckl. App.
Xuaresia, R. P. 295.
Xylaria, Fr. 424.
Xylobium, Lindl. 340.
Xylocarpus, Schreb. 103.
Xyloglo&mm, Pers. 425.
Xyloma, 426.
Xylomelum, Sm. 200.
Xylomyzon, Pers.
Xylophia, L. 19.
Xylophylla, L. 116.
Xyphleum, Spach. App.
Xylosma, Forst. App.
Xylosteum, Tourn. 248.
Xylostroma, 424.
 XYRIDEJE, Kth. 388.
Xyris, L. 388.
Xysmalobium, R.Br. 305.
Xystidium, Tr. 380.

Yucca, Linn. 354.

Zacintha, Gaertn. 263.
Zahlbruckneria, Rchb. 163.
Zalacca, Rumf. 346.
Zaley a, Burm. App.
Zaluzania, Pers. 258.
Zaluzianskia, Schmidt. ? 292.,
Zamia, L. 313.
Zamaria, Rafin. 245.
Zannichellia, Linn. 367.
Zanonia, L. 52.
Zantedeschia, Spr. 364.
Zapania, Scop. 278.
Zaralfllia, Neck. 261.

Zarabellia, Cass. 2i~
Zauschneria, Presl. 3i
Zea, L. 380.
Zehneria, Endl. 52.
Zenobia, Don, 221.
Zeora, Fr. 429.
Zephyra, Don, 353.
Zephyranthes, Herb. 329.
Zerumbet, Wendl. 324.
Zeugites, Browne, 379.
Zeuxina, Lindl. 341.
Zexmenia, Lallav. ? 258.
Zeyhera, Spreng. 257.
Zeyheria, N. ab E. 282.
Zieria, Sm. 133.
Zietenia, Gleditch. 277.
Ziila, Forsk. 60.
Zilleae, DC. 60.
Zigadenus, Mx. 348.
 ZINGIBERACEiE, Rich. 322.
Zingiber, Gaertn. 324.
Zingibera, Bl. 324.
Zinnia, L. 258.
Zizania, L. 380.
Zizia, Koch. 23.
Ziziphora, L. 277.
Zizyphus, Tourn. 108.
Zoegea, L. 262.
Zollernia, Mart. 157.
Zollikoferia, Nees, 263.
Zonaria, Ág. 436.
Zornia, Gmel. 156.
Zornia, Mcench. 277.
Zostera, Linn. 367.
Zosterospermon, P. de B. 385.
Zosterostylis, Bl. 341.
Zoysia, W. 380.
Zozimia, Hoffm. 24.
Zucca, Commers. 52.
Zuccagnia, Cav. 157.
Zuccarinia, Bl. 245.
Zwingera, Schreb. 130.
Zygodon, Hook. 410.
Zygnema, Ag. 436.
Zygoglossum, Reinwardt. 340.
Zygomenes, Salisb. 354.
Zygopetalum, Hook. 340.
Zygophylleae, A. de J. 134.
 ZYGOPHYLLEiE, R. Br. 133.
Zygophyllum, L. 134.
Zygotnchia, Brid. 410.
Zymum, Nor. 122.
Zyrphelis, Nees, 256.
Zythia, Fr. 424.

APPENDIX

OF

ADDITIONS, CORRECTIONS, AND TYPOGRAPHICAL ERRORS.

- Page 20, add Villarezia, R. et P. \ ^{fjter} achiamdim
Citronella, Don. J ^{bcimzantia}
- 21, add Actcca, Lour, after Tigarea.
- 23, add Hohenackeria, F. et M. after Glyceria.
Fiagosa, R. etP. after Bolax.
Conopodium, Koch, after Bunium.
Pi after Cryptotænia.
- Cdllisace, Fisch. after Mylinum.
Bubon, L. after Imperatoria.
- 33, line 15 from bottom, for bark, read back.
- 36, ONAGRACEA:, substitute the following list of genera:—
- | | | |
|---------------------------------|---------------------------------|------------------------------|
| § 1. MONTINIEA, DC. | <i>Pachylophis</i> , Spach. | <i>Stenosiphon</i> , Spach. |
| Montinia, L. | <i>Lavauxia</i> , Spach. | <i>Epilobium</i> , L. |
| Hauya, Moř. et Sess. | <i>Hartmannia</i> , Spach. | <i>Crossostigma</i> , Spach. |
| § 2. FUCHSIE-ffi, DC. | <i>Kneiffia</i> , Spach. | <i>Chamsenerion</i> , Tourn. |
| Fuchsia, PL | <i>Xylopleurum</i> , Spach. | <i>Zauschneria</i> , Pcesl. |
| <i>Quelusia</i> , Vand. | <i>Boisduvalia</i> , Spach. | § 4. JUSSUEA, DC. |
| <i>Dorvalia</i> , Comm. | <i>Sphaerostigma</i> , Ser. | <i>Jussiaea</i> , L. , |
| <i>Nahusia</i> , Schneev. | <i>Holostigma</i> , Spach. | <i>Prieurea</i> , DC. |
| <i>Brebissonia</i> , Spach. | <i>Agassizia</i> , Spach. | <i>Vanhallia</i> , Schult. |
| <i>Lyciopsis</i> , Spach. | <i>Heterostemon</i> , Nutt. | <i>Ceramium</i> , Bl. |
| <i>Kierschliegeria</i> , Spach. | <i>Gayophytum</i> , A. de J. | <i>Ludwigia</i> , L. |
| <i>Schufia</i> , Spach. | <i>Clarkia</i> , Ph. | <i>Isnardia</i> , L. |
| <i>Skinnera</i> , Forst. | <i>Phceostoma</i> , Spach. | <i>Dantia</i> , Thouars. |
| § 3. ONAGREJE, DC. | <i>Eucharidium</i> , F. et M. | <i>Lopezia</i> , Cav. |
| <i>CEnothera</i> , L. | <i>Godetia</i> , Spach. | <i>Pisaura</i> , Bonat. |
| <i>Calylophis</i> , Spach. | ? <i>Cratericarpium</i> , Spach | <i>Onosuris</i> , Raf. |
| <i>Anogra</i> , Spach. | <i>Gaura</i> , L. | <i>Camissonia</i> , Lk. |
| <i>Baumam ia</i> , Spach. | <i>Gauridium</i> , Spach. | <i>Pleurostemon</i> , Raf. |
| <i>Megapterium</i> , Spach. | <i>Schizocarya</i> , Spach. | <i>Pleurandra</i> , Raf. |
| <i>Onagra</i> , Spach. | | |
- 46, for LBCYDITHACEJE, read LECYTHIDACEA.
- 52, add Coniandra, Schrad. \ ^H ^{«rrfT1:}
Cyrtonema, Schrad. J ^{after Bryonia,}
- Pilogyne, Schrad. after Coccinia.
- CitruUus Eckh \ ^{^ ^} cucurtit,
Cephalandra, Eckl. j ^J
- 55, add Asteropeia^P. Th. after Astranthus,
- 60, add Jonopsidium, Rchb. after Kernera.
RhizobotryajAsch. before THLASFIDKA.
DiastrophisjP^t M. after Thlaspi.
- 64, add Erpetion, aner Viola.
- 80, add Eroteum, Swz. after Freziera.
- 82, add Semarillaria, R. et P. after Paullinia.
- 95, add Hymenocalyx, Zenker. after Bombax.
Pachira, Aubl. after Cao\$nea.
Cavanillesia, R. et Vj^er Pourretia.
- 104, add Myrodendron, Schr. after Humirium.