

Ordering  
overview

Edition  
11/2022

RUGGED COMMUNICATION

# RUGGEDCOM

## Compact Switches

Layer 2 Ethernet Switches  
[siemens.com/ruggedcom](https://www.siemens.com/ruggedcom)

**SIEMENS**





RUGGEDCOM Ethernet switches are specifically designed to operate reliably in harsh industrial environments.



# Contents

RUGGEDCOM technology	4
RUGGEDCOM i800 family	6
RUGGEDCOM RS900	7
RUGGEDCOM RS900G	8
RUGGEDCOM RS900GP	9
RUGGEDCOM RSG907R	10
RUGGEDCOM RSG908C	10
RUGGEDCOM RSG909R	11
RUGGEDCOM RSG910C	11
RUGGEDCOM RST916C	12
RUGGEDCOM RST916P	12
RUGGEDCOM RSG920P	13
RUGGEDCOM RSL910	13
RUGGEDCOM RS940G	14
RUGGEDCOM RS8000	15
RUGGEDCOM RS8000A	15
RUGGEDCOM RS8000H	16
RUGGEDCOM RS8000T	16
RUGGEDCOM media converters (RMC)	17
RUGGEDCOM serial device servers	20
RUGGEDCOM RP100 power injector	25
RUGGEDCOM RPS1300 PoE power supply	25
Accessories	26
RUGGEDCOM SFP transceivers	26

## RUGGEDCOM Selector configuration tool

RUGGEDCOM Ethernet switches are specifically designed to operate reliably in harsh, industrial environments. All RUGGEDCOM switches meet and exceed recognized industry standards (e.g., IEC 61850-3, IEEE 1613, NEMA TS 2) for ruggedness and communications performance. They are ideally suited for mission critical real-time control applications requiring high levels of reliability and availability.

With the RUGGEDCOM Selector you can transfer the order number to the Siemens Industry Mall and order your products.

To use the RUGGEDCOM Selector for the selection and configuration of RUGGEDCOM products, visit: [siemens.com/ruggedcom-selector](https://www.siemens.com/ruggedcom-selector)

## Protect your investment for the long term

Now you can order select RUGGEDCOM products with an extended warranty term of 10 years. Choose option 'T10' at the time of order.

For more information on wireless approvals, visit: [siemens.com/wireless-approvals](https://www.siemens.com/wireless-approvals)

**Note:** You can also click on the MLFB in the PDF. This will lead you directly to the Industry Mall.



# RUGGEDCOM technology

RUGGEDCOM products have been specifically designed and tested to withstand the demands of harsh environments.

## Rugged-rated

Highly Accelerated Life Testing (HALT) is used in the early stages of product development to detect any design and performance issues. Highly Accelerated Stress Screening (HASS) is performed on all RUGGEDCOM products, in order to ensure that customers get their orders free of manufacturing errors and random defects.

RUGGEDCOM products provide reliable and error-free operation in harsh electrical installations with high EMI.

### **Operation in industrial temperature range**

- -40 °C to +85 °C normal operation
- Passive cooling – no fans

### **High availability**

- Integrated single or redundant power supplies
- Universal high-voltage range: 88 ... 300 V DC or 85 ... 264 V AC
- Low voltage: 12 V DC, 24 V DC, or 48 V DC

### **Durable installations**

- Full metal enclosure
- Heavy duty mounting
- Industrial terminal blocks for power and I/O connection


## Zero Packet Loss™

The proliferation of IP networking technology from the office to industrial environments, for use in real-time, mission-critical control applications requires a level of immunity to electromagnetic interference (EMI) well beyond what is currently delivered by commercial grade networking products. In fact, even the EMI immunity requirements prescribed by IEC 61000-6-2 (generic standards – immunity for industrial environments) are inadequate for many environments.

One such environment is the electric utility substation, where EMI levels can be significantly higher than those of the generic industrial environment defined in IEC 61000-6-2. In order to address this risk, both the IEC and IEEE have developed and issued standards addressing EMI immunity requirements for communications networking equipment in electric utility substations.

In response to these requirements, RUGGEDCOM technology withstands all of the EMI type tests required by IEC 61850-3 without experiencing any communications loss or delays. Products featuring this technology also qualify as IEEE 1613 Class 2 error-free devices. This innovation is known as Zero Packet Loss™ technology and it is designed to provide the same level of EMI immunity and reliability as protective relays.





## IEC 61850

IEC 61850 standard for communications in substations is composed of ten parts, which outline a complete framework for substation automation, including EMI (electromagnetic interference), immunity and environmental requirements (IEC 61850-3) for communications networks in substations.

The EMI immunity requirements of IEC 61850-3 are derived from IEC 61000-6-5 (Immunity for Power Station and Substation Environments), which defines a set of potentially destructive EMI type tests designed to simulate both continuous and transient EMI phenomena in the substation.

This standard has a minimum requirement that the networking equipment operates without any physical damage, reset, or latch-up during the application of a variety of destructive EMI immunity type tests.

## IEEE 1613

IEEE 1613 specifies ratings, environmental performance and testing requirements for communications networking devices installed in electric power substations.

Within the standard, two classes of devices are defined, based on the outcome of a specific set of potentially destructive EMI type tests (EMI stress) designed to simulate EMI phenomena in the substation. These type tests are derived from the same type tests applied to mission critical protective relays (i.e., C37.90.).





Class 1 – these devices are allowed to experience data errors, loss, or delays when exposed to EMI stress.

Class 2 – these devices may provide error-free (i.e., no data errors, delays, or loss) operation when exposed to EMI stress.

Neither class of device may experience any permanent damage under EMI stress.

The RUGGEDCOM family qualifies as IEEE 1613 Class 2 error-free devices.

# RUGGEDCOM i800 family

Product	Options	Article number				
RUGGEDCOM i800		6GK6008-0AS20-0	.	.	.	- Z
RUGGEDCOM i800NC		6GK6008-0AS10-0				
	<b>Management options</b>					
	Managed with ROS		M			
	Unmanaged		U			
	<b>Temperature option</b>					
	-20 °C to +60 °C			T		
	-40 °C to +85 °C			U		
	<b>Manufacturing modification</b>					
Standard					0	
Conformal coating					1	
RUGGEDCOM i801		6GK6008-1AS20-0	.	.	.	- Z
RUGGEDCOM i801NC		6GK6008-1AS10-0				
	<b>Management options</b>					
	Managed with ROS		M			
	Unmanaged		U			
	<b>Temperature option</b>					
	-20 °C to +60 °C			T		
	-40 °C to +85 °C			U		
	<b>Manufacturing modification</b>					
Standard					0	
Conformal coating					1	
RUGGEDCOM i802		6GK6008-2AS20-0	.	.	.	- Z
RUGGEDCOM i802NC		6GK6008-2AS10-0				
	<b>Management options</b>					
	Managed with ROS		M			
	Unmanaged		U			
	<b>Temperature option</b>					
	-20 °C to +60 °C			T		
	-40 °C to +85 °C			U		
	<b>Manufacturing modification</b>					
Standard					0	
Conformal coating					1	
RUGGEDCOM i803		6GK6008-3AS20-0	.	.	.	- Z
RUGGEDCOM i803NC		6GK6008-3AS10-0				
	<b>Management options</b>					
	Managed with ROS		M			
	Unmanaged		U			
	<b>Temperature option</b>					
	-20 °C to +60 °C			T		
	-40 °C to +85 °C			U		
	<b>Manufacturing modification</b>					
Standard					0	
Conformal coating					1	

## Examples


## Order code

RUGGEDCOM i800 managed with ROS with temperature range of -40 °C to +85 °C and conformal coating

6GK6008-0AS20-0MU1-Z



# RUGGEDCOM RS900G


Product	Options	Article number									
RUGGEDCOM RS900G		6GK6090-0GS2	.	-	0	.	A	.	-	Z	
	<b>Power supply</b>										
	24 V DC (10 ... 36 V DC)									1	
	48 V DC (36 ... 72 V DC)									2	
	HI (88 ... 300 V DC / 85 ... 264 V AC)									3	
	<b>Mounting option</b>										
	No mounting kit									A	
	DIN rail mounting									B	
	Panel mounting									C	
	<b>Manufacturing modification</b>										
	Standard										0
Conformal coating										1	

Z options	Port 9 & 10
Dual 1000BASE-X SFP, order SFP optics separately	A01
Dual 1000BASE-SX, multi-mode, LC, 850 nm, 500 nm	A02
Dual 1000BASE-LX, single-mode, LC, 1310 nm, 10 km	A03
Dual 1000BASE-LX, single-mode, LC, 1310 nm, 25 km	A04
Dual 1000BASE-LX, single-mode, SC, 1310 nm, 10 km	A05
Dual 1000BASE-LX, single-mode, SC, 1310 nm, 25 km	A06

Examples	Order code
RUGGEDCOM RS900G with 48 V DC (36 ... 72 V DC), DIN rail mounting, standard coating, and dual 1000BASE-SX, multi-mode, LC, 850 nm, 500 nm	6GK6090-0GS22-0BA0-Z A02




# RUGGEDCOM RS900GP

Product	Options	Article number
RUGGEDCOM RS900GP		6GK6090-0PS2 0 - 0 . A . - Z
	<b>Mounting option</b>	
	No mounting kit	A
	DIN rail mounting	B
	Panel mounting	C
	<b>Manufacturing modification</b>	
	Standard	0
	Conformal coating	1

Z options	Port 7 & 8
None	A00
2 x 10/100/1000BASE-TX RJ45	A01
2 x 1000BASE-SX, multi-mode, 850 nm, LC, 500 m	A02
2 x 1000BASE-LX, single-mode, 1310 nm, SC, 10 km	A03
2 x 1000BASE-LX, single-mode, 1310 nm, LC, 10 km	A04
2 x 1000BASE-LX, single-mode, 1310 nm, SC, 25 km	A05
2 x 1000BASE-LX, single-mode, 1310 nm, LC, 25 km	A06
2 x 100BASE-FX, multi-mode, 1300 nm, SC	A07
2 x 100BASE-FX, single-mode, 1310 nm, SC, 20 km	A08
2 x 100BASE-FX, single-mode, 1310 nm, SC, 50 km	A09
2 x 100BASE-FX, single-mode, 1310 nm, SC, 90 km	A10
2 x 1000BASE-LX SFP, blank (no optical transceiver)	A11
2 x 1000BASE-SX SFP, multi-mode, 850 nm, LC, 500m	A12
2 x 1000BASE-LX SFP, single-mode, 1310 nm, LC, 10 km	A13
2 x 1000BASE-LX SFP, single-mode, 1310 nm, LC, 25 km	A14
2 x 1000BASE-LX SFP, single-mode, 1550 nm, LC, 70 km	A15
2 x 1000BASE-TX SFP, RJ45	A16
2 x 10/100/1000BASE-TX micro-D	A17

Examples	Order code
RUGGEDCOM RS900GP with no mounting kit, conformal coating, and 2 x1000BASE-TX SFP, RJ45	6GK6090-0PS20-0AA1-Z A16

# RUGGEDCOM RSG907R

Product	Options	Article number						
RUGGEDCOM RSG907R		6GK6490-7RB00-	.	.	N	.	-	Z
	<b>Mounting option</b>							
	DIN rail mounting		1					
	DIN rail and panel mounting		3					
	<b>Power supply 1 + terminal block type</b>							
	12/24/48 V DC (10 ... 60 V DC)			A				
	HI (100 ... 240 V AC / 100 ... 300 V DC)			C				
	<b>Manufacturing modification</b>							
Standard							0	
Conformal coating							1	


## Examples

RUGGEDCOM RSG907R with DIN rail mounting, 12/24/48 V DC (10 ... 60 V DC), and standard coating

## Order code

6GK6490-7RB00-1AN0-Z

# RUGGEDCOM RSG908C

Product	Options	Article number						
RUGGEDCOM RSG908C		6GK6490-8CB00-	.	.	N	.	-	Z
	<b>Mounting option</b>							
	DIN rail mounting		1					
	DIN rail and panel mounting		3					
	<b>Power supply 1 + terminal block type</b>							
	12/24/48 V DC (10 ... 60 V DC)			A				
	HI (100 ... 240 V AC / 100 ... 300 V DC)			C				
	<b>Manufacturing modification</b>							
Standard							0	
Conformal coating							1	


## Examples

RUGGEDCOM RSG908C with DIN rail and panel mounting, HI (100 ... 240 V AC / 100 ... 300 V DC), and conformal coating

## Order code

6GK6490-8CB00-3CN1-Z

# RUGGEDCOM RSG909R

Product	Options	Article number						
RUGGEDCOM RSG909R		6GK6498-0RB00-	.	.	N	.	-	Z
	<b>Mounting option</b>							
	DIN rail mounting		1					
	DIN rail and panel mounting		3					
	<b>Power supply 1 + terminal block type</b>							
	12/24/48 V DC (10 ... 60 V DC)			A				
	HI (100 ... 240 V AC / 100 ... 300 V DC)			C				
	<b>Manufacturing modification</b>							
Standard							0	
Conformal coating							1	


## Examples

RUGGEDCOM RSG909R with DIN rail and panel mounting, 12/24/48 V DC (10 ... 60 V DC), and conformal coating

## Order code

6GK6498-0RB00-3AN1-Z

# RUGGEDCOM RSG910C

Product	Options	Article number						
RUGGEDCOM RSG910C		6GK6491-0CB00-	.	.	N	.	-	Z
	<b>Mounting option</b>							
	DIN rail mounting		1					
	DIN rail and panel mounting		3					
	<b>Power supply 1 + terminal block type</b>							
	12/24/48 V DC (10 ... 60 V DC)			A				
	HI (100 ... 240 V AC / 100 ... 300 V DC)			C				
	<b>Manufacturing modification</b>							
Standard							0	
Conformal coating							1	

## Examples

RUGGEDCOM RSG910C with DIN rail mounting, HI (100 ... 240 V AC / 100 ... 300 V DC), and standard coating


## Order code

6GK6491-0CB00-1CN0-Z



# RUGGEDCOM RST916C

NEW

Product	Options	Article number						
RUGGEDCOM RST916C		6GK6491-6CD00-	.	.	N	.	-	Z
	<b>Mounting option</b>							
	DIN rail mounting		1					
	DIN rail and panel mounting		3					
	<b>Power supply 1</b>							
	12/24/48 V DC (10 ... 60 V DC)				A			
	HI (100 ... 240 V AC / 100 ... 300 V DC)				C			
	<b>Manufacturing modification</b>							
Standard							0	
Conformal coating							1	

## Examples


## Order code

RUGGEDCOM RST916C with DIN rail and panel mounting, HI (100 ... 240 V AC / 100 ... 300 V DC), and conformal coating

6GK6491-6CD00-3CN1-Z

# RUGGEDCOM RST916P

NEW

Product	Options	Article number						
RUGGEDCOM RST916P		6GK6491-6PD00-	.	P	N	.	-	Z
	<b>Mounting option</b>							
	DIN rail mounting		1					
	DIN rail and panel mounting		3					
	<b>Manufacturing modification</b>							
	Standard							0
Conformal coating							1	


## Examples

## Order code


RUGGEDCOM RST916P with DIN rail mounting and standard coating

6GK6491-6PD00-1PN0-Z


# RUGGEDCOM RSG920P

Product	Options	Article number									
RUGGEDCOM RSG920P		6GK6092-0PS2	.	-	0	.	A	.	-	Z	
	<b>Power supply 1</b>										
	LO (9 ... 60 V DC)			1							
	HI (88 ... 300 V DC / 85 ... 264 V AC)			3							
	<b>Mounting option</b>										
	No mounting kit						A				
	DIN rail mounting option*						B				
	Panel mounting option*						C				
	<b>Manufacturing modification</b>										
	None									0	
	Conformal coating									1	
Explosive atmosphere modification									2		
<b>Z options</b>											
			<b>Port 17</b>	<b>Port 18</b>	<b>Port 19</b>	<b>Port 20</b>					
No SFP Transceiver			A00	B00	C00	D00					
SFP, 100BASE-FX, multi-mode, LC, 1310 nm, 2 km			A01	B01	C01	D01					
SFP, 100BASE-FX, single-mode, LC, 1310 nm, 20 km			A02	B02	C02	D02					
SFP, 1000BASE-SX, multi-mode, LC, 850 nm, 500 m			A03	B03	C03	D03					
SFP, 1000BASE-LX, single-mode, LC, 1310 nm, 10 km			A04	B04	C04	D04					
SFP, 1000BASE-LX, single-mode, LC, 1310 nm, 25 km			A05	B05	C05	D05					
SFP, 1000BASE-LX, single-mode, LC, 1550 nm, 70 km			A06	B06	C06	D06					
<b>Examples</b>										<b>Order code</b>	
RUGGEDCOM RSG920P with HI (88 ... 300 V DC / 85 ... 264 V AC), panel mounting kit, explosive atmosphere modification, SFP, 1000BASE-LX, single-mode, LC, 1310 nm, 25 km, SFP, 100BASE-FX, multi-mode, LC, 1310 nm, 2 km, SFP, 1000BASE-LX, single-mode, LC, 1550 nm, 70 km and SFP, 100BASE-FX, single-mode, LC, 1310 nm, 20 km							<b>6GK6092-0PS23-0CA2-Z A05+B01+C06+D02</b>				

# RUGGEDCOM RSL910

Product	Options	Article number									
RUGGEDCOM RSL910 NC		6GK6491-0LA00-	.	.	A	.	-	Z			
RUGGEDCOM RSL910		6GK6491-0LB00-	.	.	A	.					
	<b>Mounting option</b>										
	None					0					
	DIN rail mounting					1					
	Panel mounting					2					
	<b>Power supply 1 + terminal block type</b>										
	24 V DC					A					
	48 V DC					B					
	HI (V DC/V AC)					C					
	<b>Manufacturing modification</b>										
	Standard								0		
Conformal coating								1			
<b>Examples</b>								<b>Order code</b>			
RUGGEDCOM RSL910 with DIN rail mounting, 24 V DC power supply, and standard coating							<b>6GK6491-0LB00-1BA0-Z</b>				

# RUGGEDCOM RS940G


Product	Options	Article number								
<b>RUGGEDCOM RS940G</b>		<b>6GK6094-0GS2</b>	.	-	0	.	A	.	-	Z
	<b>Power supply 1</b>									
	24 V DC (10 ... 36 V DC) (+/-)									1
	48 V DC (36 ... 72 V DC) (+/-)									2
	HI (88 ... 300 V DC / 85 ... 264 V AC)									3
	<b>Mounting option</b>									
	No mounting hardware							A		
	DIN rail mounting option*							B		
	Panel mounting option*							C		
	<b>Manufacturing modification</b>									
	None									0
Conformal coating									1	

Z options	P7P8
XXXX = None	A00
Dual 10/100/1000BASE-TX, RJ45	A01
Dual 1000BASE-TX SFP (Mini-GBIC), order SFP optics separately	A02
Dual 1000BASE-SX, multi-mode, LC, 850 nm, 500 m	A03
Dual 1000BASE-LX, single-mode, LC, 1310 nm, 10 km	A04
Dual 1000BASE-LX, single-mode, LC, 1310 nm, 25 km	A05
Dual 1000BASE-LX, single-mode, SC, 1310 nm, 10 km	A06
Dual 1000BASE-LX, single-mode, SC, 1310 nm, 25 km	A07

Examples	Order code
RUGGEDCOM RS940G with 24V DC (10 ... 36 V DC) (+/-), DIN rail mounting kit, conformal coating and dual 1000BASE-LX, single-mode, LC, 1310 nm, 10 km	<b>6GK6094-0GS21-0BA1-Z A04</b>



# RUGGEDCOM RS8000

Product	Options	Article number									
RUGGEDCOM RS8000		6GK6080-0AS2	.	-	0	.	A	.	-	Z	.
	<b>Power supply 1</b>										
	24 V DC (18 ... 36 V DC)	1									
	48 V DC (36 ... 59 V DC)	2									
	HI (88 ... 300 V DC / 85 ... 264 V AC)	3									
	<b>Managed switch functions</b>										
	Unmanaged						U				
	Managed						M				
	<b>Manufacturing modification</b>										
	Standard								0		
	Conformal coating								1		
<b>Fiber options</b>											
MM = 1300 nm, MM, 2 km via SFF MTRJ connectors										A00	
SM4 = 1310 nm, SM, 15 km via SFF LC connectors 4 SM fiber ports										A01	
SM8 = 1310 nm, SM, 15 km via SFF LC connectors 8 SM fiber ports										A02	


## Examples

## Order code

RUGGEDCOM RS8000 managed switch with 24 V DC power supply and conformal coating

6GK6080-0AS21-0MA1-ZA00

# RUGGEDCOM RS8000A

Product	Options	Article number									
RUGGEDCOM RS8000A		6GK6080-0SS2	.	-	0	.	A	.	-	Z	.
	<b>Power supply 1</b>										
	24 V DC (18 ... 36 V DC)	1									
	48 V DC (36 ... 59 V DC)	2									
	HI (88 ... 300 V DC / 85 ... 264 V AC)	3									
	<b>Managed switch functions</b>										
	Unmanaged						U				
	Managed						M				
	<b>Manufacturing modification</b>										
	Standard								0		
	Conformal coating								1		
<b>Fiber options</b>											
MM = 1300 nm, MM, 2 km via SFF MTRJ connectors										A00	
SM = 1310 nm, SM, 15 km via SFF LC connectors										A01	


## Examples

## Order code

RUGGEDCOM RS8000A managed switch with 24 V DC power supply and conformal coating

6GK6080-0SS21-0MA1-ZA00

# RUGGEDCOM RS8000H


Product	Options	Article number									
RUGGEDCOM RS8000H		6GK6080-0AS2	.	-	0	.	A	.	-	Z	.
	<b>Power supply 1</b>										
	24 V DC (18 ... 36 V DC)	1									
	48 V DC (36 ... 59 V DC)	2									
	HI (88 ... 300 V DC / 85 ... 264 V AC)	3									
	<b>Managed switch functions</b>										
	Unmanaged						U				
	Managed						M				
	<b>Manufacturing modification</b>										
	Standard								0		
	Conformal coating								1		
<b>Fiber options</b>											
MMSC = 1300 nm, MM, 2 km via SC connectors										A00	
MMST = 1300 nm, MM, 2 km via ST connectors										A01	
SMSC = 1310 nm, SM, 20 km via SC connectors										A02	
SMST = 1310 nm, SM, 20 km via ST connectors										A03	

## Examples

## Order code

RUGGEDCOM RS8000H managed switch with 24 V DC power supply and conformal coating **6GK6080-0HS21-0MA1-ZA00**

# RUGGEDCOM RS8000T


Product	Options	Article number									
RUGGEDCOM RS8000T		6GK6080-0AS2	.	-	0	.	A	.	-	Z	.
	<b>Power supply 1</b>										
	24 V DC (18 ... 36 V DC)	1									
	48 V DC (36 ... 59 V DC)	2									
	HI (88 ... 300 V DC / 85 ... 264 V AC)	3									
	<b>Managed switch functions</b>										
	Unmanaged						U				
	Managed						M				
	<b>Manufacturing modification</b>										
	Standard								0		
	Conformal coating								1		
<b>Fiber options</b>											
MM = 1300 nm, MM, 2 km via SFF MTRJ connectors										A00	
SM = 1310 nm, SM, 15 km via SFF LC connectors										A01	
0 = no fiber ports										A02	

## Examples

## Order code

RUGGEDCOM RS8000T managed switch with 24 V DC power supply and conformal coating **6GK6080-0TS21-0MA1-ZA00**

# RUGGEDCOM media converters (RMC)


Product	Options	Article number						
RUGGEDCOM RMC		6GK6001-0AC0	.	-	0	.	0	.
	<b>Power supply</b>							
	24 V DC (10 ... 36 V DC)		1					
	48 V DC (36 ... 72 V DC)		2					
	HI (88 ... 300 V DC / 85 ... 264 V AC)		3					
	<b>Conversion type</b>							
	TFLMM = MM 820 nm, 2 km ST 1 x 10T to 1 x 10FL, multi-mode						B	
	TFLSM = SM 1310 nm, 15 km SFF ST 1 x 10T to 1 x 10FL single-mode						C	
	TXFXMM = MM 1300 nm, 2 km SFF MTRJ 1 x 100TX to 1 x 100FX						D	
	TXFXSM = SM 310 nm, 15 km SFF LC 1 x 100TX to 1 x 100FX						E	
	TXFXMMLC = MM 1300 nm, 2 km LC 1 x 100TX to 1 x 100FX						F	
<b>Manufacturing modification</b>								
Standard							0	
Conformal coating								1

## Examples

## Order code

RUGGEDCOM RMC with 24 V DC power supply, MM 820 nm, 2 km ST 1 x 10T to 1 x 10FL multi-mode conversion type and conformal coating

6GK6001-0AC01-0B01


Product	Options	Article number						
RUGGEDCOM RMC20		6GK6002-0AC0	.	-	0	A	A	.
	<b>Power supply 1 + terminal block type</b>							
	24 V DC (10 ... 36 V DC)		1					
	48 V DC (36 ... 72 V DC)		2					
	HI (88 ... 300 V DC / 85 ... 264 V AC)		3					
	<b>Manufacturing modification</b>							
Standard							0	
Conformal coating								1

## Examples

## Order code

RUGGEDCOM RMC20 with 24 V DC power supply and conformal coating

6GK6002-0AC01-0AA1

Product	Options	Article number							
RUGGEDCOM RMC30		6GK6003-0AC2	.	-	0	A	A	.	
	<b>Power supply 1 + terminal block type</b>								
	24 V DC (18 ... 36 V DC)		1						
	48 V DC (36 ... 59 V DC)		2						
	HI (88 ... 300 V DC / 85 ... 264 V AC)		3						
	<b>Manufacturing modification</b>								
	Standard							0	
Conformal coating								1	

## Examples


## Order code

RUGGEDCOM RMC30 with 24 V DC power supply and conformal coating

6GK6003-0AC21-0AA1




# RUGGEDCOM media converters (RMC)

Product	Options	Article number								
<b>RUGGEDCOM RMC40</b>		<b>6GK6004-0AC0</b>	.	-	0	B	A	.	-	Z
	<b>Power supply</b>									
	24 V DC (10 ... 36 V DC)									<b>1</b>
	48 V DC (36 ... 72 V DC)									<b>2</b>
	HI (88 ... 300 V DC / 85 ... 264 V AC)									<b>3</b>
	<b>Manufacturing modification</b>									
Standard										<b>0</b>
Conformal coating										<b>1</b>

Z options	Port 3/4
Bidirectional SMSC 15/13	<b>A01</b>
Bidirectional SMSC 13/15	<b>A02</b>
1 x 100BASE-FX, single-mode, 1310 nm, SC, 20 km, and 1 x no port	<b>A03</b>
1 x 100BASE-FX, single-mode, 1310 nm, SC, 50 km, and 1 x no port	<b>A04</b>
1 x 100BASE-FX, single-mode, 1310 nm, SC, 90 km, and 1 x no port	<b>A05</b>
1 x 100BASE-FX, single-mode, 1310 nm, LC, 20 km, and 1 x no port	<b>A06</b>
2 x 100BASE-FX, single-mode, 1310 nm, LC, 20 km	<b>A07</b>
1 x 100BASE-FX, single-mode, 1310 nm, LC, 20 km, and 1 x 100BASEFX, single-mode, 1310 nm, LC, 50 km	<b>A08</b>
1 x 100BASE-FX, single-mode, 1310 nm, LC, 20 km, and 1 x 100BASE-FX, single-mode, 1310 nm, LC, 90 km	<b>A09</b>
1 x 100BASE-FX, single-mode, 1310 nm, LC, 50 km, and 1 x no port	<b>A10</b>
2 x 100BASE-FX, single-mode, 1310 nm, LC, 50 km	<b>A11</b>
1 x 100BASE-FX, single-mode, 1310 nm, LC, 50 km, and 1 x 100BASE-FX, single-mode, 1310 nm, LC, 90 km	<b>A12</b>
1 x 100BASE-FX, single-mode, 1310 nm, LC, 90 km, and 1 x no port	<b>A13</b>
2 x 100BASE-FX, single-mode, 1310 nm, LC, 90 km	<b>A14</b>
1 x 100BASE-FX, single-mode, 1310 nm, LC, 90 km, and 1 x 100BASE-FX, multi-mode, 1300 nm, MTRJ	<b>A15</b>
1 x 100BASE-FX, multi-mode, 1300 nm, SC, and 1 x no port	<b>A16</b>
1 x 100BASE-FX, multi-mode, 1300 nm, MTRJ, and 1 x no port	<b>A17</b>
1 x 100BASE-FX, multi-mode, 1300 nm, MTRJ, 1 x 100BASE-FX, single-mode, 1310 nm, LC, 20 km	<b>A18</b>
1 x 100BASE-FX, multi-mode, 1300 nm, MTRJ, 1 x 100BASE-FX, single-mode, 1310 nm, LC, 50 km	<b>A19</b>
2 x 100BASE-FX, multi-mode, 1300 nm, MTRJ	<b>A20</b>
1 x 100BASE-FX, multi-mode, 1300 nm, LC, and 1 x no port	<b>A21</b>
2 x 100BASE-FX, multi-mode, 1300 nm, LC	<b>A22</b>
1 x 100BASE-FX, multi-mode, 1300 nm, ST, and 1 x no port	<b>A23</b>
1 x 100BASE-FX, single-mode, 1310 nm, ST, 20 km, and 1 x no port	<b>A24</b>
2 x 10/100BASE-TX	<b>A25</b>
1 x 100BASE-FX, multi-mode, 1300 nm, LC, and 1 x 100BASE-FX, single-mode, 1310 nm, LC, 20 km	<b>A26</b>


Examples	Order code
RUGGEDCOM RMC40 with 24 V DC (10 ... 36 V DC), conformal coating, and 2 x 100BASE-FX, single-mode, 1310 nm, LC, 20 km	<b>6GK6004-0AC01-0BA1-Z A07</b>

# RUGGEDCOM media converters (RMC)

Product	Options	Article number
<b>RUGGEDCOM RMC41</b>		<b>6GK6004-1AC0</b>
	<b>Power supply</b>	. - 0 B A . - Z
	24 V DC (10 ... 36 V DC)	1
	48 V DC (36 ... 72 V DC)	2
	HI (88 ... 300 V DC / 85 ... 264 V AC)	3
	<b>Manufacturing modification</b>	
	Standard	0
	Conformal coating	1

Z options	Port 2
1 x 100BASE-FX, single-mode, 1310 nm, SC, 20 km	A01
1 x 100BASE-FX, single-mode, 1310 nm, SC, 50 km	A02
1 x 100BASE-FX, single-mode, 1310 nm, SC, 90 km	A03
1 x 100BASE-FX, multi-mode, 1300 nm, SC	A04
1 x 100BASE-FX, multi-mode, 1300 nm, ST	A05


Examples	Order code
RUGGEDCOM RMC41 with 48 V DC (36 ... 72 V DC), standard coating, and 1 x 100BASE-FX, multi-mode, 1300 nm, SC	<b>6GK6004-1AC02-0BA0-Z A04</b>

Product	Options	Article number
<b>RUGGEDCOM RMC8388</b>		<b>6GK6083-8AC2</b>
	<b>Power supply 1</b>	. - 0 . . . - Z
	24 V DC (10 ... 36 V DC)	1
	48 V DC (36 ... 72 V DC)	2
	HI (88 ... 300 V DC / 85 ... 264 V AC)	3
	<b>Mounting option</b>	
	No mounting kit	A
	DIN rail mounting	B
	Panel mounting	C
	<b>Conversion variant</b>	
	IEEE 1588 in, IRIG-B TTL out	A
	IEEE 1588 in, IRIG-B AM out	B
	IRIG-B AM in, IEEE 1588 out	C
	<b>Manufacturing modification</b>	
	Standard	0
	Conformal coating	1


Z options	Port
100BASE-TX, RJ45	A00
100BASE-TX, FastConnect	A01
100BASE-FX, LC, 2 km	A02

Examples	Order code
RUGGEDCOM RMC8388 with 48 V DC (36 ... 72 V DC), panel mounting, IEEE 1588 in, IRIG-B AM out, standard coating, and 100BASE-TX, RJ45	<b>6GK6083-8AC22-0CB0-Z A00</b>

# RUGGEDCOM serial device servers

Product	Options	Article number
<b>RUGGEDCOM RS416</b>		<b>6GK6041-6AT2</b> . - . . . 0 - Z
	<b>Power module 1</b>	
	24 V DC (10 ... 36 V DC)	1
	48 V DC (36 ... 59 V DC)	2
	HI (87 ... 264 V AC / 88 ... 300 V DC)	3
	24 V DC (10 ... 36 V DC), pluggable terminal block	4
	48 V DC (36 ... 59 V DC), pluggable terminal block	5
	88 ... 300 V DC or 85 ... 264 V AC, pluggable terminal block	6
	<b>Power module 2</b>	
	No power supply	0
	24 V DC (10 ... 36 V DC)	1
	48 V DC (36 ... 59 V DC)	2
	HI (87 ... 264 V AC or 88 ... 300 V DC)	3
	24 V DC (10 ... 36 V DC), pluggable terminal block	4
	48 V DC (36 ... 59 V DC), pluggable terminal block	5
	88 ... 300 V DC or 85 ... 264 V AC, pluggable terminal block	6
	<b>Mounting option</b>	
	No mounting option	A
	19" Rack mounting kit	D
	DIN rail and panel mounting kit	E
	19" Rack, DIN rail, and panel mounting kit	F
<b>Ethernet and power connection</b>		
Ethernet on rear, LED panel on front	B	
Ethernet on front, LED panel on front, power connector on rear	C	
Ethernet on rear, LED panel on top, power connector on rear	D	
Ethernet on front, LED panel on top, power connector on rear	E	
<b>Z options (Serial Ports, S1)</b>		
4 x RS232/RS422/RS485 via DB9 coating		A01
4 x RS232/RS422/RS485 via RJ45		A02
4 x Fiber serial interface (ST connector)		A03
4 x RS232/RS422/RS485 & IRIG-B via DB9 1		A04
4 x RS232/RS422/RS485 & IRIG-B via RJ45 1		A05
<b>Z options (Serial Ports, S2)</b>		
None		B00/C00/D00
4x RS232/RS422/RS485 via DB9		B01/C01/D01
4x RS232/RS422/RS485 via RJ45		B02/C02/D02
4x Fiber serial interface (ST Connector)		B03/C03/D03
4x RS232/RS422/RS485 & IRIG-B via DB9 1		B04/C04/D04
4x RS232/RS422/RS485 & IRIG-B via RJ45 1		B05/C05/D05

# RUGGEDCOM serial device servers

Product	Options	Article number								
	<b>RUGGEDCOM RS400</b>	<b>6GK6040-0AT2</b>	.	-	0	.	A	.	-	Z
	<b>Power module 1</b>									
	24 V DC (10 ... 36 V DC)			1						
	48 V DC (36 ... 72 V DC)			2						
	HI (87 ... 264 V AC / 88 ... 300 V DC)			3						
	<b>Mounting option</b>									
	No mounting hardware						A			
	DIN rail mounting option kit*						B			
	Panel mounting option kit*						C			
	19" Rack mounting kit						D			
<b>Manufacturing modification</b>										
None								0		
Conformal coating								1		

## Z options (Ethernet Ports, E1/E2)

100FX single-mode LC, long reach 90 km	A00
10FL multi-mode ST, 820 nm, 2 km	A01
100FX single-mode SC, long reach 90 km	A02
100FX single-mode LC, intermediate reach 50 km	A03
100FX multi-mode MTRJ	A04
100FX multi-mode LC single-mode LC, Intermediate reach 50 km	A05
100FX multi-mode LC	A06
100FX multi-mode SC	A07
100FX multi-mode ST	A08
100FX multi-mode LC 100FX single-mode LC, standard 20 km	A09
100FX multi-mode ST 100FX single-mode ST, standard 20 km	A10
100FX multi-mode SC 100FX single-mode SC, standard 20 km	A11
100FX single-mode ST, standard 20 km	A12
100FX single-mode LC, standard 20 km	A13
100FX single-mode SC, standard 20 km	A14
100FX single-mode SC, intermediate reach 50 km	A15
10/100BASETX RJ45	A16

## Z options (Serial Ports)

4 x RS232 via DB9	B00
4 x RS485 via 3 POS screw terminals	B01
4 x RS232/RS422/RS485 via DB9	B02
4 x RS232/RS422/RS485 via RJ45	B03

## Z options (Modem Ports)


No modem	C00
V.90 (56 Kbps) modem	C01

## Examples

## Order code

RUGGEDCOM RS400, 24 V DC (10 ... 36 V DC), no power module 2, DIN rail mounting, no manufacturing modification, 10FL multi-mode ST, 820 nm, 2 km 4 x RS485 via 3 x POS screw terminals, V.90 (56 Kbps) modem	<b>6GK6040-0AT21-0BA0-Z A01+B01+C01</b>
--	---

# RUGGEDCOM serial device servers

Product	Options	Article number								
	<b>RUGGEDCOM RS401</b>	<b>6GK6040-1AT2</b>	.	-	0	.	A	.	-	Z
	<b>Power module 1</b>									
	24 V DC (10 ... 36 V DC)		1							
	48 V DC (36 ... 72 V DC)		2							
	HI (87 ... 264 V AC / 88 ... 300 V DC)		3							
	<b>Mounting option</b>									
	No mounting hardware						A			
	Front panel mounting with DIN screw points						B			
	Side panel mounting with DIN screw points						C			
	<b>Manufacturing modification</b>									
None									0	
Conformal coating									1	

## Z options (Ethernet Ports, E1/E2)

100FX single-mode LC, long reach 90 km coating	A00
10FL multi-mode ST, 820 nm, 2 km	A01
100FX single-mode SC, long reach 90 km	A02
100FX single-mode LC, intermediate reach 50 km	A03
100FX multi-mode MTRJ	A04
100FX multi-mode LC	A05
100FX multi-mode SC	A06
100FX multi-mode ST	A07
100FX multi-mode ST 100FX single-mode ST, standard 20 km	A08
100FX single-mode LC, standard 20 km	A09
100FX single-mode SC, standard 20 km	A10
100FX single-mode SC, intermediate reach 50 km	A11
10/100BASETX RJ45	A12
100FX single-mode ST, standard 20 km	A13

## Z options (Serial Ports)

4 x RS232 via DB9	B00
4 x RS485 via 3 POS screw terminals	B01
4 x RS232/RS422/RS485 via DB9	B02
4 x RS232/RS422/RS485 via RJ45	B03

## Z options (Modem Ports)

No modem	C00
----------	-----

## Examples

## Order code

RUGGEDCOM RS401, 24 V DC (10 ... 36 V DC), no power module 2, front panel mounting with DIN screw points conformal coating, 100FX multi-mode ST 100FX single-mode ST, standard 20 km, 4 x RS232/RS422/RS485 via DB9, no modem

**6GK6040-1AT21-0BA1-Z  
A08+B02+C00**



**Z options (Serial Ports, S5)**

2 x 10/100TX RJ45	<b>E01</b>
2 x 10FL – multi-mode 850 nm, ST	<b>E02</b>
2 x 100FX – multi-mode 1300 nm, ST	<b>E03</b>
2 x 100FX – multi-mode 1300 nm, SC	<b>E04</b>
2 x 100FX – multi-mode 1310 nm, LC	<b>E05</b>
2 x 100FX – multi-mode 1300 nm, MTRJ	<b>E06</b>
2 x 100FX – single-mode 1300 nm, ST, 20 km	<b>E07</b>
2 x 100FX – single-mode 1300 nm, SC, 20 km	<b>E08</b>
2 x 100FX – single-mode 1300 nm, LC, 20 km	<b>E09</b>
2 x 100FX – single-mode 1300 nm, SC, 50 km	<b>E10</b>
2 x 100FX – single-mode 1300 nm, LC, 50 km	<b>E11</b>
2 x 100FX – single-mode 1300 nm, SC, 90 km	<b>E12</b>
2 x 100FX – single-mode 1300 nm, LC, 90 km	<b>E13</b>
1 x IRIG-B in, BNC, 1 x IRIG-B out, BNC (S5 only)	<b>E14</b>

**Z options (Serial Ports, S6)**

None	<b>F00</b>
2 x 10/100TX RJ45	<b>F01</b>
2 x 10FL – multi-mode 850 nm, ST	<b>F02</b>
2 x 100FX – multi-mode 1300 nm, ST	<b>F03</b>
2 x 100FX – multi-mode 1300 nm, SC	<b>F04</b>
2 x 100FX – multi-mode 1310 nm, LC	<b>F05</b>
2 x 100FX – multi-mode 1300 nm, MTRJ	<b>F06</b>
2 x 100FX – single-mode 1300 nm, ST, 20 km	<b>F07</b>
2 x 100FX – single-mode 1300 nm, SC, 20 km	<b>F08</b>
2 x 100FX – single-mode 1300 nm, LC, 20 km	<b>F09</b>
2 x 100FX – single-mode 1300 nm, SC, 50 km	<b>F10</b>
2 x 100FX – single-mode 1300 nm, LC, 50 km	<b>F11</b>
2 x 100FX – single-mode 1300 nm, SC, 90 km	<b>F12</b>
2 x 100FX – single-mode 1300 nm, LC, 90 km	<b>F13</b>


**Examples**

RUGGEDCOM RS416, 24 V DC (10 ... 36 V DC), 24 V DC (10 ... 36 V DC), DIN rail and panel mounting kit, Ethernet on rear, LED panel on top; power connector on rear, no manufacturing modification, 4 x RS232/RS422/RS485 via RJ45, 2 x 100FX – single-mode 1300 nm, LC, 90 km

**Order code**

**6GK6041-6AT21-1ED0-Z**  
**A02+B00+C00+D00+E13+F00**

# RUGGEDCOM serial device servers

Product	Options	Article number								
	<b>RUGGEDCOM RS910</b>	<b>6GK6091-0AT2</b>	.	-	0	.	A	.	-	Z
	<b>Power module 1</b>									
	24 V DC (10 ... 36 V DC)				1					
	48 V DC (36 ... 72 V DC)				2					
	HI (87 ... 264 V AC / 88 ... 300 V DC)				3					
	<b>Mounting option</b>									
	No mounting hardware						A			
	DIN rail mounting kit*						B			
	Panel mounting kit*						C			
	<b>Manufacturing modification</b>									
	None								0	
Conformal coating								1		

## Z options (Serial Ports)

No serial ports	A00
2 x RS232/422/485 DB9	A01
2 x RS232/422/485 RJ45	A02
2 x Fiber 850 nm ST	A03

## Z options (Ethernet Ports)

No Ethernet ports	B00/C00
2 x 10/100TX RJ45	B01/C01
2 x 10FL – multi-mode, 850 nm, ST connectors	B02/C02
2 x 100FX – multi-mode, 1300 nm, ST connectors	B03/C03
2 x 100FX – multi-mode, 1300 nm, SC connectors	B04/C04
2 x 100FX – multi-mode, 1300 nm, MTRJ connectors	B05/C05
2 x 100FX – multi-mode, 1310 nm, LC connectors	B06/C06
2 x 100FX – single-mode, 1300 nm, ST connectors, 20 km	B07/C07
2 x 100FX – single-mode, 1300 nm, SC connectors, 20 km	B08/C08
2 x 100FX – single-mode, 1300 nm, LC connectors, 20 km	B09/C09
2 x 100FX – single-mode, 1300 nm, SC connectors, 50 km	B10/C10
2 x 100FX – single-mode, 1300 nm, LC connectors, 50 km	B11/C11
2 x 100FX – single-mode, 1300 nm, SC connectors, 90 km	B12/C12
2 x 100FX – single-mode, 1300 nm, LC connectors, 90 km	B13/C13


## Examples

## Order code


RUGGEDCOM RS910, 24 V DC (10 ... 36 V DC), no power module 2, no mounting hardware, conformal coating  
 2 x RS232/422/485 DB9, 2 x 100FX – multi-mode, 1300 nm, SC connectors, 1 x 100BASEFX – single-mode,  
 LC connector, 20 km

**6GK6091-0AT21-0AA1-Z**  
**A01+B04+C07**

# RUGGEDCOM RP100 power injector

Product	Options	Article number									
RUGGEDCOM RP100		6GK6010-0AP0	.	-	.	A	A	.	-	Z	
	<b>Power supply 1</b>										
	HI-AT = rated to 125 ... 250 V DC (88 ... 300) or 100 ... 240 V AC (85 ... 264), Standard 802.3at		1		1						
	HI-RM = rated to 125 ... 250 V DC (88 ... 300) or 100 ... 240 V AC (85 ... 264), RuggedMax Power Delivery (RuggedMax devices only)		2		2						
	LO-AT = rated to 12 V DC, 24 ... 48 V DC (10 ... 60) Standard 802.3at		2		1						
	LO-RM = rated to 12 V DC, 24 ... 48 V DC (10 ... 60), RuggedMax Power Delivery (RuggedMax devices only)		2		2						
	<b>Manufacturing modification</b>										
	Standard										0
Conformal coating										1	

# RUGGEDCOM RPS1300 PoE power supply

Product	Description	Order code
RUGGEDCOM RPS1300		
	RUGGEDCOM RPS1300 is a NEMA TS 2 compliant power supply capable of providing up to 140 W of power in the temperature range -40 °C to +75 °C	6GK6000-8HS01-0AA0

# Accessories

Accessory	Description	Article number
USB console cable	USB 2.0 A type to B type cable assembly 10 feet/3 meters	6GK6000-8DT01-0AA0
Panel mounting kit	Allows wall and other lateral mounting, requires assembly and even mounting plate	6GK6000-8MR20-0AA1
Power cable without lugs	Power cable with NA plug for pluggable terminal blocks (6 ft) for RUGGEDCOM products	6GK6000-8BB00-0AA0
CLP 2 GB	USB storage media, blank, 2 GB capacity, for simple device exchange in case of failure, for storage of configuration or user data	6GK6000-8RA00-1HA0
CLP 2 GB (conformal coated)		6GK6000-8RA00-1HA1
SFP dust covers	12 x SFP dust covers for RUGGEDCOM products	6GK6000-8HT02-0CA0
RJ45 dust covers	8 x RJ45 dust covers for RUGGEDCOM products	6GK6000-8HT01-0CA0
FastConnect FO LC plug	FC FO LC PLUG for on site assembly of FC fiber optic cables (62.5/200/230) Package: 10 units, duplex cleaning cloths	6GK1900-1RB00-2AB0
FC FO termination kit (LC)	FC LC PLUG assembly case for on-site assembly of FC LC connectors and FC fiber optic cables	6GK1900-0RL00-0AA0
Multi mode FO LC duplex plug	LC connector set, for connecting to Ethernet devices with integrated optical multi-mode interface	6GK1901-0RB10-2AB0
FC FO standard cable GP	Glass fiber optic cable for assembly in the field, for use at permanent location installation in cable channels and pipes, UL approval, delivery unit max. 1 000 m; minimum order quantity 20 m	6XV1847-2A

# RUGGEDCOM SFP transceivers

Type	Media	Distance (km)	SFP name	Article number	RS900G	RS900GP	RSG909R RSG907R	RSG910C RSG908C	RSL910	RST916P RST916C	RSG920P	RS940G
Copper	RJ45	0.1	SFP1112-1	6GK6000-8CG01-0AA0	●	●	●	●		●	●	
			SFP1112-1I	6GK6000-8CG02-0AA0	●		●	●		●	●	
100 Mbps Active	MM	2	SFP1121-1FX2A	6GK6000-8FE50-0AA0			●	●		●		
	SM	10	SFP1131-1FX10A	6GK6000-8FE60-0AA0			●	●		●		
		40	SFP1131S-1FX40A	6GK6000-8FE62-0AA0			●	●		●		
100 Mbps	MM	2	SFP1121-1FX2	6GK6000-8FE51-0AA0		●			●		●	
		20	SFP1131-1FX20	6GK6000-8FE52-0AA0		●			●		●	
	SM	50	SFP1131-1FX50	6GK6000-8FE53-0AA0		●			●		●	
		90	SFP1131-1FX90	6GK6000-8FE54-0AA0		●			●		●	
1 Gbps Single-fiber Bidirectional	SM	10	SFP1132-1BX10R	6GK6000-8FB51-0AA0	●	●		●	●	●	●	
			SFP1132-1BX10T	6GK6000-8FB52-0AA0	●	●		●	●	●	●	
			SFP1132-1BX40R	6GK6000-8FB53-0AA0	●	●		●	●	●	●	
			SFP1132-1BX40T	6GK6000-8FB54-0AA0	●	●		●	●	●	●	
1 Gbps	MM	0.5	SFP1122-1SX	6GK6000-8FG51-0AA0	●	●	●	●	●	●	●	●
		2	SFP1122-1SX2	6GK6000-8FE58-0AA0			●	●		●		
		10	SFP1132-1LX10	6GK6000-8FG52-0AA0	●	●	●	●	●	●	●	●
	SM	25	SFP1132-1LX25	6GK6000-8FG53-0AA0	●	●	●	●	●	●	●	●
		40	SFP1132-1LX40	6GK6000-8FG57-0AA0	●	●	●	●	●	●	●	●
		70	SFP1132-1LX70	6GK6000-8FG54-0AA0	●	●	●	●	●	●	●	●
		100	SFP1132-1LX100	6GK6000-8FG55-0AA0	●	●			●	●	●	●
115	SFP1132-1LX115	6GK6000-8FE56-0AA0	●	●			●	●	●	●		
10 Gbps	MM	0.4	SFP2123-1SR	6GK6000-8FT50-0AA0						●		
		10	SFP2133-1LR10	6GK6000-8FT51-0AA0						●		
	SM	40	SFP2133-1ER40	6GK6000-8FT53-0AA0						●		
		80	SFP2133-1ZR80	6GK6000-8FT52-0AA0						●		





### **FastConnect™ Cabling System**

Stringent demands are placed on the installation of cables in an industrial environment. Siemens offers FastConnect™, a system that fulfills all these requirements: on-site assembly – quick, easy and error-free. For more information, visit:

**[siemens.com/fastconnect](https://www.siemens.com/fastconnect)**





