

SOLO-TUNNEL TENT

SPARROW II

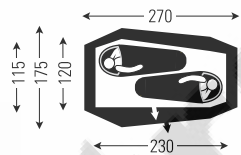


SMALL AND LIGHTWEIGHT TUNNEL TENT FOR THE SOLOIST OR TWO WHO LIKE EACH OTHER. AN INTEGRATED VESTIBULE STORES YOUR GEAR CLOSE TO YOU, THE HUGE ENTRANCE ALLOWS EASY ENTERING.

Compact 1-2 person tunnel tent for cyclists or lightweight soloists. Easy set up (the inertent stays fixed inside of the flysheet), our unique SRS-System and a huge entrance at the side fulfill all your needs outdoors. Flat polesleeve design reduces noise and increases windstability. The design is pretty windproof and sturdy, the interior space roomy and comfortable for relaxed nights.

FEATURES

- Double Zipper Flap
- Door Storage Pocket
- Rainproof Entrance



5040 SPARROW II

PERSONS	1-2
SET UP TIME	2.5 min
COLOR	5630 olive
WATER COLUMN	Fly 4,000 mm Floor 5,000 mm
PACKSIZE	45 x 20 x 10 cm
WEIGHT	min 2.1 kg max 2.3 kg
ENTRANCES	1
POLES	7001 T6 Aluminum poles, 8,5 mm diameter
VENTILATION	1





**RAPID
SET UP**

SALEWA RAPID SETUP

This technique makes tent set up a child's play. All set up relevant parts of the tent which are related to each other got one significant color.



**POLE
CLIP**

POLE BUCKLE

Now you can set up your tent easily by yourself. The pole will never spring out of the socket again.



**INNER
TENT
FIRST
SET UP**

INNER TENT FIRST SETUP

Stability and versatility, with this kind of construction you get the best of both worlds. You can use your inner tent separately, and just cover it when needed.



**OUTER
TENT
FIRST
SET UP**

OUTER TENT FIRST SETUP

When your trip gets you to wet and rainy places, this is the choice of construction.

PANORAMA VIEW

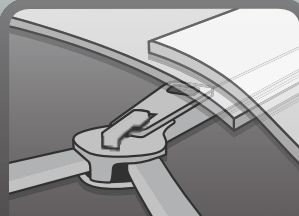
Your sunshade integrated. With this unique design feature you can open the side panel of the Mirage tents.



**PANORAMA
VIEW**

DOUBLE ZIPPER FLAP

A double cover over the zipper make sure, that even in high winds or strong monsoon rains the zipper stays dry, so do your inner tent.



**DOUBLE ZIPPER
FLAPS**

RAINFOOF ENTRANCE

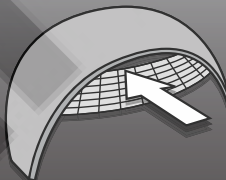
We take care when designing our tents that all our entrances are rainproof. You can open the flysheet entrance at any time, your inner tent will always stay dry.



**RAINFOOF
ENTRANCE**

GEARLOFT

A gearloft is a small net on the top part of the inner tent which allow you to store your material and gear at a convenient place.



GEARLOFT





DOOR STORAGE POCKET

DOOR STORAGE POCKET

No need to roll up your door and fix it at the top. Our system increase speed and make your live easier.



REPAIR TUBE IN SPACER

REPAIR TUBE IN SPACER

A smart idea of SALEWA. We put the repair tube into the spacer of the ventilation of our camping tents. You have the tube always with you at the place you camp and ready when you need it.



SIDE VENTILATION

SIDE VENTILATION

You can open nearly the whole side panels of the tent, allowing the wind to blow the hot air out of your tent, for improved comfort.



SNOW & MUD FLAPS

SNOW/MUDFLAPS

This feature stops snow and dust from penetrating the inner tent. It also can work as an additional peg out point when the ground is not suitable for pegs.