



Motorola Mobile Computer Product Accessories Brochure





Welcome to the Motorola Mobile Computer Product Accessories brochure

All the accessories you need...all in one place.

Whether you need standard accessories, such as batteries, charging cables, holsters and headsets, or whether you want to expand the functionality of your Motorola mobile computer with snap-on magnetic stripe readers, grip-style handles and more, you'll find a complete listing of accessories in this handy brochure. Search for accessories by mobile computer or by accessory category:

Motorola Mobile Computers:









MC17.....	4
MC35.....	6
MC50.....	8
MC70.....	13
MC75.....	18
MC1000.....	23
MC3000.....	25
MC9090.....	30
PPT88XX.....	38
WT4000.....	44
VC5090.....	48

Accessory Categories:

Cradles.....	52
Charging.....	60
Cables.....	71
Soft Goods.....	80
Snap-On.....	85
Miscellaneous.....	88

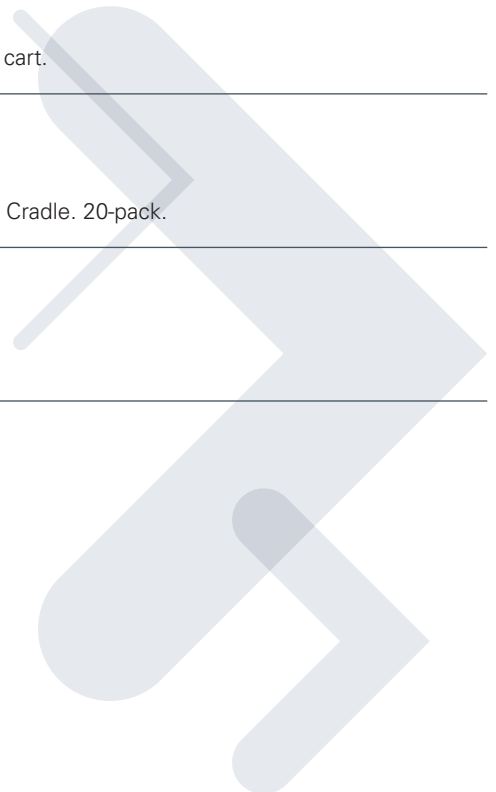


MC17 Accessories









Cradles	
	<p>Standard Charging Cradle PSS-3CR01-00R</p> <p>Charges the MC17 mobile computer. Requires power supply (50-14001-241R), DC line cord and AC line cord.</p>
	<p>Service Cradle PSS-3CR03-00R</p> <p>Provides diagnostic access to the MC17.</p>
Charging	
	<p>Spare Battery Kit BT10-MC17RAB0E</p> <p>10-pack of 2400 mAh batteries.</p>
	<p>Spare Battery Kit BT50-MC17RAB0E</p> <p>50-pack of 2400 mAh batteries.</p>
	<p>Power Supply 50-14001-241R</p> <p>85 - 264 VAC input, 12 VDC 9A output.</p>
	<p>US AC Line Cord 23844-00-00R</p> <p>3-wire cable 7 feet long</p>
Cables	
	<p>DC Line Cord 25-66210-01R</p> <p>Provides power from the power supply to two Standard Charging Cradle (19.5 inches).</p>
	<p>DC Line Cord 25-66420-01R</p> <p>Provides power from the power supply to the Standard Charging Cradle.</p>

MC17 Accessories (continued)





Cables (continued)	
	<p>Cradle Interconnect Cable 25-66430-01R</p> <p>Interconnects two cradles (60 inches).</p>
	<p>Cradle Interconnect Cable 25-66431-01R</p> <p>Interconnects two cradles (12.6 inches).</p>
	<p>DC Line Cord 25-67592-01R</p> <p>Provides power from the power supply to two Standard Charging Cradle (39.7 inches).</p>
Miscellaneous	
	<p>Location Bar Code Label (1 sheet) PSS-3LB02-00R</p>
	<p>Location Bar Code Label (12 sheets) PSS-3LB03-00R</p>
	<p>Cart Holder Kit PSS-3SH01-00R</p> <p>Provides mounting of the MC17 mobile computer on a shopping cart.</p>
	<p>Tool Dispenser Key PSS-3KY01-20R</p> <p>Unlocks the MC17 mobile computer from the Standard Charging Cradle. 20-pack.</p>
	<p>Bezel Kit KT-098273-00R</p> <p>Replacement bezels. (50-pack).</p>



MC35 Accessories










Charging	
	Auto Charge Cable 25-12005-001R Plugs into a vehicle cigarette lighter to charge the MC35 while on the road.
	Travel Charger Kit KT-93761-01R Includes wall-plug and adapters for charging the MC35 while traveling. Includes connectors for use in USA, UK, EU, and Australia.
	Standard Capacity Battery BTRY-MC35EABOE Standard Capacity Battery. (1370 mAh)
	High Capacity Battery BTRY-MC35EABO2 High Capacity Battery. (2740 mAh)
Cables	
	USB Charging and Synchronization Cable 50-11G55-001R Provides charging and communication with host computer.
Soft Goods	
	Leather Belt Holster SG-MC3521215-01R Leather holster for MC35.
Miscellaneous	
	Plastic Stylus KT-17C06-001 Extra stylus pens for use with the MC35 (3-pack).
	Protective Rugged Boot KT-93762-01R Provides additional protection against the rigors of prolonged outdoor use and occasional accidental drops.

MC35 Accessories (continued)


Miscellaneous (continued)	
	<p>Vehicle Kit KT-93763-01R</p> <p>Includes vehicle mount (KT-93764-01R), auto charge cable (25-12005-001R) and headset (KT-93764-01R).</p>
	<p>Vehicle Mount Kit KT-93764-01R</p> <p>Allows you to mount a stand in a vehicle to conveniently house the MC35 while on the road. Uses a suction cup mount, for use on the windshield or other flat car surface.</p>
	<p>Headset 90-17C28-001R</p> <p>Wired plug-in headset for superior and convenient use.</p>
	<p>Screen Protector KT-93765-01R</p> <p>Adds an additional level of protection for the MC35 screen to protect against scratches.</p>



MC50 Accessories

Cradles	
	<p>Single Slot Desktop Cradle with attached USB Cable CRD5000-1000UR</p> <p>Requires power supply (50-14000-249R) and 2 wire US AC line cord (50-16000-182R).</p>
	<p>Single Slot Desktop Cradle Kit CRD5000-110UR</p> <p>Includes cradle (CRD5000-1000UR), power supply (50-14000-249R) and US AC line cord (50-16000-182R).</p>
	<p>Single Slot Desktop Cradle Kit CRD5000-111UR</p> <p>Includes cradle (CRD5000-1000UR) and power supply (50-14000-249R).</p>
	<p>Four Slot Ethernet Cradle CRD5000-4000ER</p> <p>Requires power supply (50-14000-241R), DC line cord (50-16002-042R), and US AC line cord (23844-00-00R).</p>
	<p>Four Slot Ethernet Cradle Kit CRD5000-410ER</p> <p>Includes cradle (CRD5000-4000ER), power supply (50-14000-241R), DC line cord (50-16002-042R), and US AC line cord (23844-00-00R).</p>
	<p>Four Slot Ethernet Cradle Kit CRD5000-411ER</p> <p>Includes cradle (CRD5000-4000ER), power supply (50-14000-241R) and DC line cord (50-16002-042R).</p>
	<p>Four Slot USB Cradle CRD5000-4000UR</p> <p>Requires power supply (50-14000-241R), DC line cord (50-16002-042R), and US AC line cord (23844-00-00R).</p>
	<p>Four Slot USB Cradle Kit CRD5000-410UR</p> <p>Includes cradle (CRD5000-4000UR), power supply (50-14000-241R), DC line cord (50-16002-042R), and US AC line cord (23844-00-00R).</p>
	<p>Four Slot USB Cradle Kit CRD5000-411UR</p> <p>Includes cradle (CRD5000-4000UR), power supply (50-14000-241R), DC line cord (50-16002-042R).</p>










MC50 Accessories (continued)

Charging	
	<p>Auto Charge Cable VCA5000-12R</p> <p>Plugs into a vehicle cigarette lighter to charge the MC50 while on the road.</p>
	<p>Four Slot Battery Charger SACX000-4000CR</p> <p>Charges standard and high capacity batteries. Includes shim for MC70 batteries. Requires power supply (KT-14000-148R) and AC line cord.</p>
	<p>Four Slot Battery Charger Kit SACX000-410CR</p> <p>Charges standard and high capacity batteries. Includes charger (SACX000-4000CR), shim for MC70 batteries, power supply (KT-14000-148R) and US AC line cord (23844-00-00R).</p>
	<p>Four Slot Battery Charger Kit SACX000-411CR</p> <p>Charges spare standard and high capacity batteries. Includes charger (SACX000-4000CR), shim for MC70 batteries and power supply (KT-14000-148R).</p>
	<p>Universal Battery Charger Adapter 21-32665-44R</p> <p>Charges an MC50 battery as a stand-alone charger or with the UBC2000 base.</p>
	<p>Four Slot Universal Battery Charger Base Kit UBC2000-I500DR</p> <p>Includes base, power supply and DC cable.</p>
	<p>Power Supply 50-14000-249R</p> <p>100 - 240 VAC input, 5.4 VDC 3 A output.</p>
	<p>Power Supply KT-14000-148R</p> <p>100 - 240 VAC input, 12 VDC 3.33 A output.</p>
	<p>Power Supply 50-14000-241R</p> <p>85 - 264 VAC input, 12 VDC 9 A output.</p>

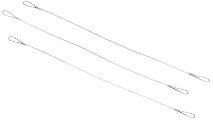






MC50 Accessories (continued)

Charging (continued)	
	<p>UBC Adapter Power Supply Kit KT-32665-02R</p> <p>Includes power supply (50-14001-013R), DC cable (50-16002-004R) and four rubber feet.</p>
	<p>US AC Line Cord 23844-00-00R</p> <p>3-wire cable 7 feet long.</p>
	<p>US AC Line Cord 50-16000-182R</p> <p>2-wire cable 6 inches long.</p>
	<p>DC Line Cord 50-16002-042R</p> <p>Provides power from the power supply to the four slot cradle.</p>
	<p>Standard Capacity Battery BTRY-MC50EAB00</p> <p>Standard capacity battery (1560 mAh).</p>
	<p>Large Capacity Battery BTRY-MC50EAB02</p> <p>Large capacity battery (3600 mAh).</p>
Cables	
	<p>USB Cable 25-69474-01R</p> <p>Provides USB communication with a host computer. Requires Cable Adapter Module (ADP5000-00R).</p>
	<p>DEX Cable CBL-8800-100-DEXR</p> <p>Enables the transmission of data between the MC50 and a customer's inventory system at the time of delivery. Requires Cable Adapter Module (ADP5000-00R).</p>
	<p>Printer Cable CBL-8800-100-ON1R</p> <p>Connects the MC50 to an O'Neil printer. Requires Cable Adapter Module (ADP5000-00R).</p>
	<p>Printer Cable CBL-8800-100-PAXR</p> <p>Connects the MC50 to a Comtec/ Paxar printer. Requires Cable Adapter Module (ADP5000-00R).</p>










MC50 Accessories (continued)

Cables (continued)	
	<p>Printer Cable CBL-8800-100-ZEBR</p> <p>Connects the MC50 to a Zebra printer. Requires Cable Adapter Module (ADP5000-00R).</p>
Soft Goods	
	<p>Soft Holster Case 21-67294-01R</p> <p>Soft holder with belt clip.</p>
	<p>Soft Holster Case SG-MC5021211-02R</p> <p>Soft holder with metal belt clip.</p>
	<p>Rigid Case 21-67292-01R</p> <p>Hard plastic holder with belt clip.</p>
Snap-on	
	<p>Magnetic Stripe Reader MSR5000-00R</p> <p>Reads up to three tracks of information and can be programmed to divide, rearrange, edit and validate fields of entered data. Also provides charging and communication.</p>
	<p>Cable Adapter Module ADP5000-00R</p> <p>Attaches to the bottom of the MC50. Provides power for operating and charging the MC50 and provides USB communication.</p>
	<p>Modem Kit KT-70925-01R</p> <p>Includes modem (MDM9000-100R) and adapter cable (25-70925-01R).</p>
Miscellaneous	
	<p>Headset 21-69024-01R</p> <p>Wired plug-in headset for superior and convenient use.</p>
	<p>Screen Protector Kit KT-67525-01R</p> <p>Adds an additional level of protection for the MC50 screen to protect against scratches (3-pack).</p>

MC50 Accessories (continued)

Miscellaneous (continued)	
	Tether Kit KT-73440-01R Contains three tethers for connecting a stylus to the MC50.
	Stylus 11-67289-01R Replacement stylus for MC50 (3-pack).
	Hand Strap 11-67927-01R Replacement handstrap for the MC50.
	Stylus KT-90249-03R Plastic stylus for MC50 (3-pack).
	SD Slot Cover 11-69248-01R Replacement SD slot cover.
	SD Slot Cover 11-69249-01R Large SD slot cover for extended SD cards.
	Wall Mount Cradle Bracket 8710-050006-01R Use for mounting four-slot cradles onto a wall.

MC70 Accessories

Cradles	
	<p>Single Slot Serial/USB Charge Cradle CRD7000-1000RR</p> <p>Provides serial and USB communication between the MC70 and a host computer. The cradle also charges the mobile computer battery and a spare battery.</p>
	<p>Single Slot Serial/USB Cradle Kit CRD7000-110RR</p> <p>Includes cradle (CRD7000-1000RR), power supply (KT-14000-148R) and AC line cord (23844-00-00R).</p>
	<p>Single Slot Serial/USB Cradle Kit CRD7000-111RR</p> <p>Includes cradle (CRD7000-1000RR) and power supply (KT-14000-148R).</p>
	<p>Four Slot Ethernet Cradle CRD7000-4000ER</p> <p>Provides communication via Ethernet between the MC70 and a host PC. The cradle also charges the mobile computer battery.</p>
	<p>Four Slot Ethernet Cradle Kit CRD7000-410ER</p> <p>Includes cradle (CRD7000-4000ER), power supply (50-14000-241R), DC cable (50-16002-029R) and US AC line cord (23844-00-00R).</p>
	<p>Four Slot Ethernet Cradle Kit CRD7000-411ER</p> <p>Includes cradle (CRD7000-4000ER), power supply (50-14000-241R) and DC cable (50-16002-029R).</p>
	<p>Four Slot Ethernet Cradle Kit CRD7000-402ER</p> <p>Includes cradle (CRD7000-4000ER), power supply (50-14000-241R), DC cable (50-16002-029R) and 3-foot 3-wire AC line cord (50-16000-678R).</p>
Charging	
	<p>Power Supply 50-14000-249R</p> <p>Power Supply. 100 - 240 VAC input, 5.4 VDC 3 A output.</p>
	<p>Power Supply KT-14000-148R</p> <p>100 - 240 VAC input, 12 VDC 3.33 A output.</p>










MC70 Accessories (continued)

Charging (continued)	
	<p>Power Supply 50-14000-241R</p> <p>85 - 264 VAC input, 12 VDC 9 A output.</p>
	<p>DC Line Cord 50-16002-029R</p> <p>Provides power from the power supply to the four slot cradle.</p>
	<p>US AC Line Cord 23844-00-00R</p> <p>3-wire cable 7 feet long.</p>
	<p>US AC Line Cord 50-16000-182R</p> <p>2-wire cable 6 inches long.</p>
	<p>Four Slot Battery Charger SACX000-4000CR</p> <p>Charges spare standard and high capacity batteries. Includes shim for MC70. Requires power supply (50-14000-148R).</p>
	<p>Four Slot Battery Charger SACX000-410CR</p> <p>Charges spare standard and high capacity batteries. Includes shim for MC70, power supply (KT-14000-148R) and AC line cord (23844-00-00R).</p>
	<p>Four Slot Battery Charger SACX000-411CR</p> <p>Charges spare standard and high capacity batteries. Includes shim for MC70 and power supply (KT-14000-148R).</p>
	<p>Vehicle Cradle VCD7000-P000R</p> <p>Provides secure mounting of the MC70 in a vehicle. Charges the MC70 and a spare battery. Provides a serial port for data communication between an MC70 and an external device.</p>
	<p>Auto Charge Cable 25-70979-01R</p> <p>Plugs into a vehicle cigarette lighter to charge the MC70 while on the road.</p>

MC70 Accessories (continued)

Charging (continued)	
	<p>Battery BTRY-MC70EAB00</p> <p>1900 mAh replacement battery.</p>
	<p>Battery BTRY-MC70EAB02</p> <p>3800 mAh replacement battery.</p>
	<p>Battery Kit BTRY-KT-1X-MC70R</p> <p>Includes 1900 mAh battery, battery door and handstrap.</p>
	<p>Battery Kit BTRY-KT-2X-MC70R</p> <p>Includes 3800 mAh battery, battery door and handstrap.</p>
	<p>Battery Door Kit KT-79428-01R</p> <p>Includes battery door and hand strap for 1900 mAh battery.</p>
	<p>Battery Door Kit KT-79429-01R</p> <p>Includes battery door and hand strap for 3800 mAh battery.</p>
Cables	
	<p>Serial Charging Cable 25-70980-01R</p> <p>Provides power to the MC70 and serial communication with a host computer.</p>
	<p>USB Charging Cable P25-70981-01R</p> <p>Provides power to the MC70 and USB communication with a host computer.</p>
	<p>DEX Cable 25-76793-01R</p> <p>Enables the transmission of data between the MC70 and a customer's inventory system at the time of delivery.</p>





MC70 Accessories (continued)

Cables (continued)	
	<p>Modem Inverter Cable 25-70924-03R</p> <p>Connects the MC70 to the modem dongle (MDM9000-100R)</p>
	<p>Serial Cable 25-63852-01R</p> <p>Provides serial communication with a host computer.</p>
	<p>USB Cable 25-68596-01R</p> <p>Provides USB communication with a host computer.</p>
	<p>Charge Only Cable 25-95214-01R</p> <p>Provides power to the MC70. Requires power supply (50-14000-249R).</p>
	<p>Printer Cable 25-91515-01R</p> <p>Connects the MC70 to a Zebra QL printer.</p>
	<p>Printer Cable 25-91518-01R</p> <p>Connects the MC70 to a Zebra Road Warrior printer.</p>
	<p>Printer Cable 25-91519-01R</p> <p>Connects the MC70 to an O'Neil MF2T printer.</p>
Soft Goods	
	<p>Rigid Holster SG-MC7011110-01R</p> <p>Hard plastic holder with belt clip.</p>
	<p>Fabric Holster 11-77967-01R</p> <p>Soft material holder with belt clip.</p>

MC70 Accessories (continued)

Snap-on	
	<p>Trigger Handle 21-70982-01R</p> <p>Adds a gun-style handle with a scanning trigger to the MC70 increasing comfort when using in scan-intensive applications for extended periods of time.</p>
	<p>Magnetic Stripe Reader MSR7000-100R</p> <p>Captures data from magnetic stripe cards.</p>
	<p>High ESD Resistant Magnetic Stripe Reader MSR7000-120R</p> <p>Captures data from magnetic stripe cards.</p>
	<p>Modem Kit KT-76270-01R</p> <p>Includes modem dongle (MDM9000-100R) and modem inverter cable (25-70924-03R).</p>
Miscellaneous	
	<p>Wall Mount Cradle Bracket 8710-050006-01R</p> <p>Use for mounting four-slot cradles onto a wall.</p>
	<p>MC70 Battery Shims KT-76490-01R</p> <p>Required when charging MC70 batteries in the Four Slot Battery Charger (5-pack).</p>
	<p>Screen Protector KT-67525-01R</p> <p>Adds an additional level of protection for the MC70 screen to protect against scratches. Package of 3.</p>
	<p>Stylus Stylus-00002-03R</p> <p>Replacement spring loaded stylus with tether (3-pack).</p>
	<p>Pistol Grip Cleat 21-91535-01R</p> <p>Mounts on the MC70 for use with the Trigger handle.</p>
	<p>Trigger Handle Spacer Kit KT-97119-07R</p> <p>Spacer for Trigger handle when place in a cradle (4-pack).</p>











MC75 Accessories

Cradles	
	<p>Single Slot Serial/USB Charge Cradle CRD7X00-1000RR</p> <p>Provides serial and USB communication between the MC70/MC75 and a host computer. The cradle also charges the mobile computer battery and a spare battery.</p>
	<p>Single Slot Serial/USB Cradle Kit CRD7X00-100RR</p> <p>Includes cradle (CRD7X00-1000RR), power supply (KT-14000-148R) and AC line cord (23844-00-00R).</p>
	<p>Single Slot Serial/USB Cradle Kit CRD7X00-101RR</p> <p>Includes cradle (CRD7X00-1000RR) and power supply (KT-14000-148R).</p>
	<p>Four Slot Ethernet Cradle CRD7000-4000ER</p> <p>Provides communication via Ethernet between the MC70/MC75 and a host PC. The cradle also charges the mobile computer battery.</p>
	<p>Four Slot Ethernet Cradle Kit CRD7000-410ER</p> <p>Includes cradle (CRD7000-4000ER), power supply (50-14000-241R), DC cable (50-16002-029R) and US AC line cord (23844-00-00R).</p>
	<p>Four Slot Ethernet Cradle Kit CRD7000-411ER</p> <p>Includes cradle (CRD7000-4000ER), power supply (50-14000-241R) and DC cable (50-16002-029R).</p>
	<p>Four Slot Ethernet Cradle Kit CRD7000-402ER</p> <p>Includes cradle (CRD7000-4000ER), power supply (50-14000-241R), DC cable (50-16002-029R) and 3-foot 3-wire AC line cord (50-16000-678R).</p>
	<p>Four Slot Charge Only Cradle CRD7X00-4000CR</p> <p>Charges up to four MC70/MC75 terminals simultaneously.</p>
	<p>Four Slot Charge Only Cradle Kit CRD7X00-400CR</p> <p>Includes cradle (CRD7X00-4000CR), power supply (50-14000-241R), DC cable (50-16002-029R) and US AC line cord (23844-00-00R).</p>










MC75 Accessories (continued)

Cradles (continued)	
	<p>Four Slot Charge Only Cradle Kit CRD7X00-401CR</p> <p>Includes cradle (CRD7X00-4000CR), power supply (50-14000-241R) and DC cable (50-16002-029R).</p>
Charging	
	<p>Four Slot Battery Charger SAC7X00-4000CR</p> <p>Charges spare standard and high capacity batteries. Includes shim for MC70/MC75. Requires power supply (KT-14000-148R) and country specific 3 wire AC line cord.</p>
	<p>Four Slot Battery Charger Kit SAC7X00-400CR</p> <p>Charges spare standard and high capacity batteries. Includes shim for MC70/MC75, power supply (KT-14000-148R) and AC line cord (23844-00-00R).</p>
	<p>Four Slot Battery Charger Kit SAC7X00-401CR</p> <p>Charges spare standard and high capacity batteries. Includes shim for MC70/MC75 and power supply (KT-14000-148R).</p>
	<p>Vehicle Cradle VCD7X00-P000R</p> <p>Provides secure mounting of the MC70 in a vehicle. Charges the MC70/MC75 and a spare battery. Provides a serial port for data communication between an MC70/MC75 and an external device.</p>
	<p>Power Supply 50-14000-249R</p> <p>100 - 240 VAC input, 5.4 VDC 3 A output.</p>
	<p>Power Supply KT-14000-148R</p> <p>100 - 240 VAC input, 12 VDC 3.33 A output.</p>
	<p>Power Supply 50-14000-241R</p> <p>90 - 264 VAC input, 12 VDC 9 A output.</p>
	<p>DC Line Cord 50-16002-029R</p> <p>Provides power from the power supply to the four slot cradle.</p>








MC75 Accessories (continued)

Charging (continued)	
	<p>US AC Line Cord 23844-00-00R</p> <p>3-wire cable 7 feet long.</p>
	<p>US AC Line Cord 50-16000-182R</p> <p>2-wire cable 6 inches long.</p>
	<p>Auto Charge Cable 25-70979-01R</p> <p>Plugs into a vehicle cigarette lighter to charge the MC70/MC75 while on the road.</p>
	<p>Battery BTRY-MC7XEAB00</p> <p>3600 mAh replacement battery.</p>
	<p>Battery Door Kit KT-105878-01R</p> <p>Includes battery door and hand strap for 3600 mAh battery.</p>
	<p>Battery Kit BTRY-KT-1R5X-MC7XR</p> <p>Includes 3600 mAh battery, battery door and handstrap.</p>
Cables	
	<p>Serial Charging Cable 25-102776-01R</p> <p>Provides power to the MC70/MC75 and serial communication with a host computer.</p>
	<p>USB Charging Cable 25-102775-01R</p> <p>Provides power to the MC70/MC75 and USB communication with a host computer.</p>
	<p>Charge Only Cable 25-95214-02R</p> <p>Provides power to the MC70/MC75. Requires power supply (50-14000-249R) and 2 wire AC line cord.</p>
	<p>DEX Cable 25-76793-01R</p> <p>Enables the transmission of data between the MC70/MC75 and a customer's inventory system at the time of delivery.</p>










MC75 Accessories (continued)

Cables (continued)	
	<p>Modem Inverter Cable 25-70924-03R</p> <p>Connects the MC70/MC75 to the modem dongle (MDM9000-100R).</p>
	<p>Serial Cable 25-63852-01R</p> <p>Provides serial communication with a host computer.</p>
	<p>USB Cable 25-68596-01R</p> <p>Provides USB communication with a host computer.</p>
	<p>Printer Cable 25-91515-01R</p> <p>Connects the MC70/MC75 to a Zebra QL printer.</p>
	<p>Printer Cable 25-91518-01R</p> <p>Connects the MC70/MC75 to a Zebra Road Warrior printer.</p>
	<p>Printer Cable 25-91519-01R</p> <p>Connects the MC70/MC75 to a O'Neil MF2T printer.</p>
Soft goods	
	<p>Rigid Holster SG-MC7011110-01R</p> <p>Hard plastic holder with belt clip.</p>
Snap-on	
	<p>Magnetic Stripe Reader MSR7000-100R</p> <p>Captures data from magnetic stripe cards.</p>
	<p>High ESD Resistant Magnetic Stripe Reader MSR7000-120R</p> <p>Captures data from magnetic stripe cards.</p>










MC75 Accessories (continued)

Snap-on (continued)	
	<p>Modem Kit KT-76270-01R</p> <p>Includes modem dongle (MDM9000-100R) and modem inverter cable (25-70924-03R).</p>
	<p>Modem Dongle MDM9000-100R</p> <p>Provides modem connectivity to the MC70/MC75 through the terminal or the single slot cradle.</p>
Miscellaneous	
	<p>Wall Mount Cradle Bracket 8710-050006-01R</p> <p>Use for mounting four-slot cradles onto a wall.</p>
	<p>MC70/MC75 Battery Shims KT-76490-01R</p> <p>Required when changing MC70/MC75 batteries in the Four Slot Battery Charger (5-pack).</p>
	<p>Screen Protector KT-67525-01R</p> <p>Adds an additional level of protection for the MC70/MC75 screen to protect against scratches. Package of 3.</p>
	<p>Stylus Stylus-00002-03R</p> <p>Replacement spring loaded stylus with tether (3-pack).</p>
	<p>Headset 50-11300-050R</p> <p>Wired plug-in headset for superior and convenient use.</p>

MC1000 Accessories

Cradles	
	<p>Single Slot Serial/USB Cradle CRD1000-1000R</p> <p>Provides serial and USB communication between the MC1000 and a host computer. The cradle also charges the mobile computer battery. Includes power supply (50-14000-249R).</p>
	<p>Four Slot USB Cradle CRD1000-4000UR</p> <p>Provides USB communication between the MC1000 and a host computer. The cradle also charges the mobile computer battery. Includes power supply (KT-14000-148R).</p>
Charging	
	<p>US AC Line Cord 23844-00-00R</p> <p>3-wire cable 7 feet long.</p>
	<p>Power Supply 50-14000-249R</p> <p>100 - 240 VAC input, 5.4 VDC 3 A output.</p>
	<p>Power Supply KT-14000-148R</p> <p>100 - 240 VAC input, 12 VDC 3.33 A output.</p>
	<p>US AC Line Cord 50-16000-182R</p> <p>2-wire cable 6 inches long.</p>
	<p>Spare Battery BTRY-MC10EAB00</p> <p>(1800 mAh).</p>
Cables	
	<p>Serial Cable 25-63852-01R</p> <p>Provides serial communication between the Single Slot Serial/USB cradle and a host computer.</p>
	<p>Modem Inverter Cable 25-63856-01R</p> <p>Connects the Modem Dongle (MDM9000-100R) to the Single Slot Serial/USB cradle.</p>











MC1000 Accessories (continued)

Cables (continued)	
	<p>USB Cable 25-68596-01R</p> <p>Provides USB communication between the Single Slot Serial/USB cradle and a host computer.</p>
	<p>USB Charging Cable 25-70987-03R</p> <p>Provides power to the MC1000 and USB communication with a host computer.</p>
	<p>Serial Charging Cable 25-70989-03R</p> <p>Provides power to the MC1000 and serial communication with a host computer.</p>
	<p>Printer Cable 25-91522-01R</p> <p>Connects the MC1000 to a MF2T/4T printer.</p>
	<p>Printer Cable 25-91523-01R</p> <p>Connects the MC1000 to a Zebra QL printer.</p>
	<p>Printer Cable 25-91524-01R</p> <p>Connects the MC1000 to a Zebra Road Warrior printer.</p>
Soft Goods	
	<p>Handstrap Kit KT-70994-01R</p> <p>Replacement handstrap for MC1000.</p>
Snap-on	
	<p>Modem Dongle MDM9000-100R</p> <p>Provides modem connectivity to the MC1000 through the terminal or the single slot cradle. For connectivity by cable order cable connector 25-70924-01R, for connectivity through the cradle order 25-63856-01R.</p>
Miscellaneous	
	<p>MC1000 Modem Kit KT-70924-02R</p> <p>Includes modem inverter cable (25-70924-02R) and modem dongle (MDM9000-100R).</p>











MC3000 Accessories

Cradles	
	<p>Single Slot Serial/USB Cradle Kit CRD3000-1000RR</p> <p>Includes cradle, power supply, DC cable (KT-14000-148R), USB cable (25-68596-01R) and RS232 cable (25-63852-01R).</p>
	<p>Four Slot Charge Only Cradle Kit CHS3000-4000CR</p> <p>Includes cradle, power supply (50-14000-241R) and DC line cord (50-16002-042R). Requires US AC line cord (23844-00-00R).</p>
	<p>Four Slot Ethernet Cradle Kit CRD3000-4000ER</p> <p>Includes cradle, power supply (50-14000-241R) and DC Line Cord (50-16002-042R). Requires US AC line cord (23844-00-00R).</p>
Charging	
	<p>Universal Battery Charger Adapter 21-32665-45AR</p> <p>Charges an MC3000 battery as a stand-alone charger or with the UBC2000 base.</p>
	<p>UBC Four Slot Base UBC2000-I500DR</p> <p>Includes power supply (50-14000-242R) and DC cable (50-16002-011R). Requires US AC line cord (23844-00-00R).</p>
	<p>Four Slot Battery Charger SACX000-4000CR</p> <p>Charges spare standard and high capacity batteries. Includes shim for MC70. Requires power supply (KT-14000-148R) and AC line cord (23844-00-00R).</p>
	<p>Four Slot Battery Charger SACX000-410CR</p> <p>Charges spare standard and high capacity batteries. Includes shim for MC70, power supply (KT-14000-148R) and AC line cord (23844-00-00R).</p>
	<p>Four Slot Battery Charger SACX000-411CR</p> <p>Charges spare standard and high capacity batteries. Includes shim for MC70 and power supply (KT-14000-148R).</p>
	<p>Power Supply Kit for UBC Adapter KT-32665-02R</p> <p>Includes power supply (50-14001-0013R), DC cable (50-16002-004R) and four rubber feet.</p>










MC3000 Accessories (continued)

Charging (continued)	
	<p>Power Supply 50-14000-249R</p> <p>100 - 240 VAC input, 5.4 VDC 3 A output.</p>
	<p>Power Supply KT-14000-148R</p> <p>100 - 240 VAC input, 12 VDC 3.33 A output.</p>
	<p>Power Supply 50-14000-241R</p> <p>90 – 264 VAC input, 12 VDC 9 A output.</p>
	<p>US AC Line Cord 23844-00-00R</p> <p>3-wire cable 7 feet long.</p>
	<p>US AC Line Cord 50-16000-182R</p> <p>2-wire cable 6 inches long.</p>
	<p>DC Line Cord 50-16002-042R</p> <p>Provides power from the power supply to the four slot cradle.</p>
	<p>Standard Capacity Battery BTRY-MC30KAB0E</p> <p>(2740 mAh) for laser configurations only.</p>
	<p>High Capacity Battery BTRY-MC30KAB02</p> <p>(4400 mAh)</p>
Cables	
	<p>USB Charging Cable 25-67868-03R</p> <p>Provides power to the MC3000 and USB communication with a host computer.</p>
	<p>USB-Host Charge Cable 25-67869-03R</p> <p>Provides USB host communication.</p>











MC3000 Accessories (continued)

Cables (continued)	
	<p>RS232 Communication Cable 25-63852-01R</p> <p>Provides Serial communication with a host computer through the MC3000 Single Slot and Four Slot Cradles.</p>
	<p>USB Client Communication Cable 25-68596-01R</p> <p>Provides USB communication with a host computer through the MC3000 Single Slot and Four Slot Cradles.</p>
	<p>Serial Charging Cable 25-67866-03R</p> <p>Provides power to the MC3000 and serial communication with a host computer.</p>
	<p>Auto Charge Cable 25-67873-03R</p> <p>Plugs into a vehicle cigarette lighter to charge the MC70 while on the road.</p>
	<p>Charge Only Cable 25-70103-03R</p> <p>Provides power to the MC3000. Requires power supply (50-14000-249R).</p>
	<p>Printer Cable 25-91512-01R</p> <p>Connects the MC3000 to an O'Neil MF2T printer.</p>
	<p>Printer Cable 25-91513-01R</p> <p>Connects the MC3000 to a Zebra QL printer.</p>
	<p>Printer Cable 25-91514-01R</p> <p>Connects the MC3000 to a Zebra Road Warrior printer.</p>
Soft Goods	
	<p>Fabric Holster 11-69293-01R</p> <p>Secures to a belt and includes shoulder strap.</p>
	<p>Plastic Holster 8710-050005-01R</p> <p>Secures to a belt.</p>










MC3000 Accessories (continued)

Soft Goods (continued)	
	<p>MC3090G Rubber Boot 11-72959-04R</p> <p>Provides additional protection for both imager and laser configurations.</p>
	<p>MC3000 Rubber Boot 11-70899-04R</p> <p>Provides additional protection for imager configuration.</p>
	<p>MC3000 Rubber Boot BOOTSCANTURRETR</p> <p>Provides additional protection for rotating head laser configuration.</p>
	<p>Fabric Holster 11-76201-01R</p> <p>For MC3090 Gun for both imager and laser configurations. Secures to a belt.</p>
	<p>Belt 11-08062-01R</p> <p>For fabric holsters</p>
Snap-on	
	<p>Magnetic Stripe Reader MSR3000-100R</p> <p>Captures data from magnetic stripe cards.</p>
	<p>Cradle Modem Kit. KT-MC3000SERMODEMR</p> <p>Provides modem connectivity to Single Slot Cradle. Includes Modem Dongle (MDM9000-100R) and cable connector (25-63856-01R). It is intended for single fixed position only and is not designed to be used for mobile applications.</p>
	<p>Modem Dongle MDM9000-100R</p> <p>Provides modem connectivity to the MC3000 through the terminal or the single slot cradle. For connectivity by cable order cable connector 25-70924-01R, for connectivity through the cradle order 25-63856-01R.</p>
	<p>Modem Adapter Cable 25-63856-01R</p> <p>Connects Modem Dongle to MC3000 Single Slot cradle.</p>








MC3000 Accessories (continued)

Snap-on (continued)	
	<p>Modem Kit KT-70924-01R</p> <p>Provides modem connectivity to the MC3000. Includes Modem Dongle (MDM9000-100R) and cable connector (25-70924-01R).</p>
	<p>Modem Cable 25-70924-01R</p> <p>Connect the modem dongle to the MC3000.</p>
Miscellaneous	
	<p>Screen Protector KT-82057-03R</p> <p>Adds an additional level of protection for the MC3000 screen to protect against scratches. Package of 3.</p>
	<p>Stylus 11-43912-03R</p> <p>Replacement gray stylus with tether (3-pack).</p>
	<p>Wall Mount Cradle Bracket 8710-050006-01R</p> <p>Use for mounting four-slot cradles onto a wall.</p>
	<p>Standard Capacity Battery Kit KT-82599-01R</p> <p>Includes 2740 mAh battery, battery door, handstrap and stylus.</p>
	<p>High Capacity Battery Kit KT-82600-01R</p> <p>Includes 4400 mAh battery, battery door, handstrap and stylus.</p>
	<p>High Capacity MC3000G Battery Kit KT-93480-01R</p> <p>Includes 4400 mAh battery, battery door, handstrap and stylus.</p>
	<p>Handstrap Button Kit KT-97258-01R</p> <p>Replacement handstrap buttons (250-pack).</p>
	<p>UBC2000 Wall Mount Kit KT-32665-01R</p> <p>Use for mounting UBC2000 onto a wall.</p>











MC9090 Accessories

Cradles	
	<p>Single Slot Serial/USB Cradle CRD9000-1001SR</p> <p>Cradle enables Serial or USB communication between the MC9000 and a host PC. The cradle also charges the MC9000 with a standard battery and a standard spare battery stored in the cradle.</p>
	<p>Single Slot Serial/USB Cradle Kit CRD9000-110SR</p> <p>Includes cradle (CRD9000-1001SR), power supply (KT-14000-148R) and AC line cord (23844-00-00R).</p>
	<p>Single Slot Serial/USB Cradle Kit CRD9000-111SR</p> <p>Includes cradle (CRD9000-1001SR) and power supply (KT-14000-148R).</p>
	<p>Four Slot Charge Only Cradle CHS9000-4001CR</p> <p>Cradle charges up to four MC9000s simultaneously in approximately two hours. Ideal for customers who communicate wirelessly but need a cradle for battery charging.</p>
	<p>Four Slot Charge Only Cradle Kit CRD9000-410CR</p> <p>Includes cradle (CHS9000-4001CR), power supply (50-14000-241R), DC line cord (50-16002-029R) and AC line cord (23844-00-00R).</p>
	<p>Four Slot Charge Only Cradle Kit CRD9000-411CR</p> <p>Includes cradle (CHS9000-4001CR), power supply (50-14000-241R) and DC line cord (50-16002-029R).</p>
	<p>Four Slot Ethernet Cradle CRD9000-4001ER</p> <p>Provides communication via Ethernet between the MC9000 and a host PC. The cradle also charges the mobile computer with a standard battery.</p>
	<p>Four Slot Ethernet Cradle Kit CRD9000-410ER</p> <p>Includes cradle (CRD9000-4001ER), power supply (50-14000-241R), DC line cord (50-16002-029R) and AC line cord (23844-00-00R).</p>
	<p>Four Slot Ethernet Cradle Kit CRD9000-411ER</p> <p>Includes cradle (CRD9000-4001ER), power supply (50-14000-241R) and DC line cord (50-16002-029R).</p>











MC9090 Accessories (continued)

Cradles (continued)	
	<p>Vehicle Cradle VCD9000-K000R</p> <p>Provides secure mounting of the MC909X-K in a vehicle. Charges the MC909X-K and a spare battery. Provides a serial port for data communication between an MC909X-K and an external device. Includes power cable.</p>
	<p>Vehicle Cradle VCD9000-K010R</p> <p>Provides secure mounting of the MC909X-K in a vehicle. Charges the MC909X-K and a spare battery. Provides a serial port for data communication between an MC909X-K and an external device. Includes power cable. Spare battery charger reverse mounted.</p>
	<p>Vehicle Cradle VCD9000-S000R</p> <p>Provides secure mounting of the MC909X-S in a vehicle. Charges the MC909X-S and a spare battery. Provides a serial port for data communication between an MC909X-S and an external device. Includes power cable.</p>
	<p>Spare Battery Adapter for MC90XX-S battery (BTRY-MC90SAB00-01) BAP9000-100R</p> <p>The adapter is required to charge an MC90XX-S spare battery in the CRD9000-1001SR cradle or the SAC9000-4000R charger.</p>
	<p>MC90XX Fork Lift Cradle FLC9000-1000R</p> <p>Provides secure mounting solution for MC906X-K, MC909X-K, MC9090-G, and MC9060-G (WWAN configurations included; Exceptions: all MC90XX-S configurations and MC9090-G with RFID). The cradle is equipped with rugged RS232 and USB ports which are capable of powering and communicating with tethered devices such as an ADC Scanner or 3rd party printer. Customers can choose to purchase the MC90XX Fork Lift Cradle alone or as a kit which includes the cradle, power converter, and cables.</p>
	<p>MC90XX Fork Lift Cradle Low Voltage Kit FLC9000-102R</p> <p>Includes MC90XX Fork Lift Cradle (FLC9000-1000R), Low Voltage Power Converter (50-14000-252R), Fork Lift Cradle Power Cable (25-103872-01R). The Power converter provides power to the cradle and charges the battery of docked a MC9000 mobile computer. As well, the communication ports are powered via the power converter. Low voltage kit supports fork lifts ranging from 9 volts to 30 volts.</p>
	<p>MC90XX Fork Lift Cradle High Voltage Kit FLC9000-101R</p> <p>Includes MC90XX Fork Lift Cradle (FLC9000-1000R), Low Voltage Power Converter (50-14000-251R), Fork Lift Cradle Power Cable (25-103872-01R). The Power converter provides power to the cradle and charges the battery of docked a MC9000 mobile computer. As well, the communication ports are powered via the power converter. High voltage kit supports fork lifts ranging from 18 volts to 75 volts.</p>






MC9090 Accessories (continued)

Charging	
	<p>Universal Battery Charger Adapter 21-32665-48R</p> <p>Charges an MC909X-K or -G battery as a stand-alone charger or with the UBC2000 base.</p>
	<p>Universal Battery Charger Adapter 21-32665-38R</p> <p>Charges an MC909X-S battery as a stand-alone charger or with the UBC2000 base.</p>
	<p>UBC Four Slot Base UBC2000-I500DR</p> <p>Includes power supply (50-14000-242R) and DC cable (50-16002-011R). Requires AC line cord.</p>
	<p>12 Volt Auto Charge Cable (cigarette lighter) VCA9000-12R</p> <p>Requires Cable Adapter Module (ADP9000-100R).</p>
	<p>24 Volt Auto Charge Cable (cigarette lighter) VCA9000-24R</p> <p>Requires Cable Adapter Module (ADP9000-100R).</p>
	<p>Four Slot Battery Charger SAC9000-4000R</p> <p>Charges up to four MC9000 batteries. Requires power supply (50-14000-242R), DC line cord (50-16002-011R) and AC line cord. To charge an MC90XX-S battery purchase BAP9000-100R battery adapter.</p>
	<p>Spare Battery BTRY-MC90SAB00-01</p> <p>For MC90XX-S only (1550 mAh).</p>
	<p>UBC Adapter Power Supply Kit KT-32665-02R</p> <p>Includes power supply (50-14001-013R), DC cable (50-16002-004R) and four rubber feet.</p>
	<p>Power Supply KT-14000-148R</p> <p>100 - 240 VAC input, 12 VDC 3.33 A output.</p>
	<p>Power Supply 50-14000-242R</p> <p>85 - 264 VAC input, 15 VDC 5 A output.</p>










MC9090 Accessories (continued)

Charging (continued)	
	<p>Power Supply 50-14000-241R</p> <p>90 – 264 VAC input, 12 VDC 9 A output.</p>
	<p>DC Line Cord 50-16002-029R</p> <p>Provides power from the power supply to the four slot cradle.</p>
	<p>DC Line Cord 25-72614-01R</p> <p>Compatible with power supply 50-14000-242R.</p>
Cables	
	<p>USB Sync Cable 25-64396-01R</p> <p>Provides USB communication with a host computer through the MC9000 Single Slot and Four Slot Cradles.</p>
	<p>RS232 Cable 25-62164-01R</p> <p>Provides serial communication to the host or printer and can be used for AC charging. Requires cable adapter module (ADP9000-100R must be ordered separately).</p>
	<p>USB Cable 25-62166-01R</p> <p>Provides USB communication to the host and can be used for AC charging. Requires cable adapter module (ADP9000-100R must be ordered separately).</p>
	<p>DEX Cable 25-62167-02R</p> <p>Requires cable adapter module (ADP9000-100R must be ordered separately).</p>
	<p>DEX Cable with Floating Jack Screws 25-62167-03R</p> <p>Requires cable adapter module (ADP9000-100R must be ordered separately).</p>
	<p>Printer Cable 25-62168-01R</p> <p>Connects the MC9000 to a Paxar printer. Requires Cable Adapter Module (ADP9000-100R).</p>
	<p>Printer Cable 25-62169-01R</p> <p>Connects the MC9000 to an O'Neil printer. Requires Cable Adapter Module (ADP9000-100R).</p>



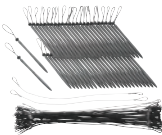







MC9090 Accessories (continued)

Cables (continued)	
	<p>Printer Cable 25-62170-02R</p> <p>Connects the MC9000 to a Zebra QL series printer. Requires Cable Adapter Module (ADP9000-100R).</p>
	<p>Modem Cable 25-63856-01R</p> <p>Allows single slot cradle to be used as a modem cradle.</p>
	<p>Cable Adapter Module ADP9000-110R</p> <p>Attaches to the bottom of the MC909X. Provides power (5 VDC 350 mA) for use with the LS3408ER scanner.</p>
	<p>Cable Adapter Module ADP9000-100R</p> <p>Attaches to the bottom of the MC909X. Provides power for operating and charging the MC909X and provides serial communication.</p>
	<p>Serial Cable 25-63852-01R</p> <p>Provides serial communication from the Single Slot Serial/USB cradle to a host computer.</p>
Soft Goods	
	<p>Protective Boot 11-67218-04R</p> <p>Provides additional protection for MC90XX-G configurations.</p>
	<p>Shoulder Strap 58-40000-007R</p> <p>Universal shoulder strap for holster (SG-MC9021210-01R).</p>
	<p>Holster SG-MC9021210-01R</p> <p>Soft material holder for MC90XX-G only.</p>
	<p>Belt 11-08062-01R</p> <p>For Holster (SG-MC9021210-01R) for MC90XX-G only.</p>
	<p>Quick Release Holster SG-MC9021110-01R</p> <p>Soft material holder with belt clip for MC90XX-K only.</p>







MC9090 Accessories (continued)

Soft Goods (continued)	
	<p>Quick Release Holster SG-MC9021110-02R</p> <p>Soft material holder with belt clip for MC90XX-S only.</p>
	<p>Handstrap Kit KT-66447-03R</p> <p>Replacement handstraps for the MC9000-G (3-pack).</p>
	<p>Handstrap Kit SG-MC9023241-90R</p> <p>Replacement handstraps for the MC9090-K (5-pack).</p>
	<p>Handstrap Kit SG-MC9023241-60R</p> <p>Replacement handstraps for the MC9060-K (5-pack).</p>
	<p>Heated Boot SG-MC9024242-01R</p> <p>Allows MC9090 Condensation Resistant Gun configuration to be used in freezer applications.</p>
Snap-on	
	<p>Modem Module MDM9001-C010R</p> <p>Snaps on to the MC90XX and provides modem connectivity.</p>
	<p>Magnetic Stripe Reader MSR9001-100R</p> <p>Captures data from magnetic stripe cards.</p>
	<p>Modem Dongle MDM9000-100R</p> <p>Provides modem connectivity to the MC9000 through the terminal or the single slot cradle.</p>
Miscellaneous	
	<p>MC90XX Wall Mounting Bracket KT-61498-01R</p> <p>Order one for Single Slot cradle and one for the SAC9000. Order two for Four Slot Cradles. Order Cradle Bracket separately to attach to the wall mount bracket.</p>



MC9090 Accessories (continued)

Miscellaneous (continued)	
	<p>MC90XX Cradle Bracket KT-61499-01R</p> <p>Order one for Single Slot cradle and one for the SAC9000. Order two for Four Slot Cradles. Attaches to the bottom of the cradle.</p>
	<p>Screen Protector KT-93176-03R</p> <p>Adds an additional level of protection for the MC90XX screen to protect against scratches. (3-pack).</p>
	<p>Stylus Kit KT-81680-50R</p> <p>Replacement gray stylus with tether for MC9090-G (50-pack).</p>
	<p>Stylus Kit KT-81680-03R</p> <p>Replacement gray stylus with tether for MC9090-G (3-pack).</p>
	<p>Stylus Kit 11-43912-03R</p> <p>Replacement gray stylus with tether for MC90XX-K/S (3-pack). Attaches to the handstrap.</p>
	<p>Stylus Kit 11-43912-50R</p> <p>Replacement gray stylus with tether for MC90XX-K/S (50-pack). Attaches to the handstrap.</p>
	<p>Tether Kit 11-42722-03R</p> <p>Contains three tethers for connecting a stylus to the MC906X-K/S and MC909X-K/S.</p>
	<p>Tether Kit 11-42722-50R</p> <p>Contains 50 tethers for connecting a stylus to the MC906X-K/S and MC909X-K/S.</p>
	<p>Stylus Kit KT-85555-03R</p> <p>Replacement yellow stylus for MC90X-K/S (3-pack).</p>
	<p>Stylus Kit KT-85555-10R</p> <p>Replacement yellow stylus for MC90X-K/S (10-pack).</p>

MC9090 Accessories (continued)

Miscellaneous (continued)	
	<p>Stylus Kit 160-0362R</p> <p>Replacement dark gray stylus (3-pack).</p>
	<p>Rugged Hand Strap SG-MC9023204-01R</p> <p>Replacement rugged handstrap for the MC906X-S configuration.</p>
	<p>Rugged Hand Strap SG-MC9023204-02R</p> <p>Replacement rugged handstrap for the MC909X-S configuration.</p>
	<p>Belt Clip KT-70147-01R</p> <p>For use with the MC90XX-G only. Attaches to a user's belt.</p>
	<p>Headset 50-11300-050R</p> <p>Wired plug-in headset for superior and convenient use.</p>
	<p>UBC2000 Wall Mount Kit KT-32665-01R</p> <p>Use for mounting UBC2000 onto a wall.</p>
<p>No photo available</p>	<p>Voice Picking Kit KT-104458-01R</p> <p>For use with the MC90XX-K. Includes holster (SG-MC9021110-02R).</p>
<p>No photo available</p>	<p>Voice Picking Kit KT-104458-02R</p> <p>For use with the MC90XX-K. Purchase holster separately.</p>










PPT88xx Accessories

Cradles	
	<p>Four Slot Ethernet Charging Cradle CRD8800-4000ER</p> <p>Provides communication via Ethernet between the PPT88XX and a host PC. The cradle also charges the mobile computer battery.</p>
	<p>Four Slot Ethernet Charging Cradle Kit CRD8800-410ER</p> <p>Includes cradle (CRD8800-4000ER), power supply (50-14000-240R) and US AC line cord (23844-00-00R).</p>
	<p>Four Slot Ethernet Charging Cradle Kit CRD8800-411ER</p> <p>Includes cradle (CRD8800-4000ER) and power supply (50-14000-240R).</p>
	<p>Four Slot Serial Charging Cradle CRD8800-4000SR</p> <p>Provides serial communication between the PPT88XX and a host PC. The cradle also charges the mobile computer battery. Includes serial cable (170047-000R).</p>
	<p>Four Slot Serial Charging Cradle Kit CRD8800-410SR</p> <p>Includes cradle (CRD8800-4000SR), power supply (50-14000-240R) and US line cord (23844-00-00R).</p>
	<p>Four Slot Serial Charging Cradle Kit CRD8800-411SR</p> <p>Includes cradle (CRD8800-4000SR) and power supply (50-14000-240R).</p>
	<p>Single Slot Serial Cradle Kit CRD8800-1000SIMR</p> <p>Includes cradle and communication cable. Requires power supply (50-14000-248R) and US AC line cord (50-16000-182R). For use with standard 1700 mAh battery only.</p>
	<p>Single Slot Serial Cradle Kit CRD8800B-1000SR</p> <p>Includes cradle and communication cable. Requires power supply (50-14000-248R) and US AC line cord (50-16000-182R). Supports one spare 1700 or 3400 mAh battery.</p>
	<p>Single Slot Serial Cradle Kit CRD8800B-100SR</p> <p>Includes cradle (CRD8800B-1000SR), power supply (50-14000-248R) and US AC line cord (50-16000-182R).</p>

PPT88xx Accessories (continued)

Cradles (continued)	
	<p>Single Slot Serial Cradle Kit CRD8800B-101SR</p> <p>Includes cradle (CRD8800B-1000SR) and power supply (50-14000-248R).</p>
	<p>Vehicle Cradle VCD8800-R000R</p> <p>Provides secure mounting of the PPT8800 in a vehicle. Charges the PPT8800 and a spare battery. Provides a serial port for data communication between an PPT8800 and an external device. Includes power cable.</p>
Charging	
	<p>Auto Charge Cable CBL-8800-100-VCAR</p> <p>Plugs into a vehicle cigarette lighter to charge the PPT8800 while on the road.</p>
	<p>Four Slot Universal Battery Charger Kit UBC2000-I500DR</p> <p>Includes charger, power supply (50-14001-008R) and DC cable (50-16002-011R).</p>
	<p>Universal Battery Charger Adapter 21-32665-37R</p> <p>Charges a PPT8800 battery as a stand-alone charger or with the UBC2000 base.</p>
	<p>Standard Capacity Spare Battery 21-58236-01</p> <p>(1700 mAh)</p>
	<p>Large Capacity Spare Battery 21-60332-01</p> <p>(3400 mAh)</p>
	<p>Large Capacity Spare Battery Kit KT-61579-01</p> <p>Includes large capacity battery and new battery door.</p>
	<p>Large Capacity Spare Battery Kit KT-61579-01R</p> <p>Includes large capacity battery and new battery door.</p>









PPT88xx Accessories (continued)

Charging (continued)	
	<p>Serial Charging Cable Kit CBL2700-100UR</p> <p>Provides power to the PPT8800 and serial communication with a host computer. Includes power supply (50-14000-148R) and US AC line cord (50-16000-182R).</p>
	<p>Serial Charging Cable Kit CBL2700-101UR</p> <p>Provides power to the PPT8800 and serial communication with a host computer. Includes power supply (50-14000-248R).</p>
	<p>Power Supply 50-14000-248R</p> <p>100 - 250 VAC input, 9 VDC 2 A output.</p>
	<p>Power Supply 50-14000-240R</p> <p>85 - 270 VAC input, 8 VDC 5 A output.</p>
	<p>UBC Adapter Power Supply Kit KT-32665-02R</p> <p>Includes power supply (50-14001-013R), DC cable (50-16002-004R) and four rubber feet.</p>
	<p>US AC Line Cord 50-16000-182R</p> <p>2-wire 6 inches long.</p>
Cables	
	<p>DEX Cable CBL-8800-100-DEXR</p> <p>Enables the transmission of data between the terminal and a customer's inventory system at the time of delivery. Requires Universal Cable Cup (UCC8800-00R).</p>
	<p>Printer Cable CBL-8800-100-ON1R</p> <p>Connects the PPT8800 to an O'Neil printer. Requires Universal Cable Cup (UCC8800-00R).</p>
	<p>Printer Cable CBL-8800-100-PAXR</p> <p>Connects the PPT8800 to a Monarch or Paxar printer. Requires Universal Cable Cup (UCC8800-00R).</p>






PPT88xx Accessories (continued)

Cables (continued)	
	<p>USB Cable CBL-8800-100-USBR</p> <p>Provides USB communication with a host computer. Requires Universal Cable Cup (UCC8800-00R).</p>
	<p>Printer Cable CBL-8800-100-ZEBR</p> <p>Connects the PPT8800 to a Zebra printer. Requires Universal Cable Cup (UCC8800-00R).</p>
	<p>Universal Cable Cup UCC8800-00R</p> <p>Attaches to the bottom of the PPT8800. Provides power for operating and charging the PPT8800 and provides serial communication.</p>
	<p>Spare Communication Cable 170047-000R</p> <p>Spare Communication Cable for Serial Cradles (CRD8800-4000SR), (CRD8800-1000SIMR), or (CRD8800B-1000SR)</p>
	<p>Serial Charging Cable 25-38383-01R</p> <p>Provides serial communication to the host and can be used for AC charging. Requires power supply (50-14000-249R, must be ordered separately).</p>
Soft Goods	
	<p>Fabric Holster 21-58840-01R</p> <p>Includes Velcro clasp and belt (for 1700 mAh battery configuration only). Velcro™ clasp holster in combination with a durable nylon adjustable belt is available to secure the PPT8800 on the user's waist.</p>
	<p>Fabric Holster with swivel belt clip 21-58842-01R</p> <p>The easy release clip holster quickly and easily clips on to any belt. The protective holster offers easy access and fast removal of the PPT8800.(For 1700 mAh battery configuration only).</p>
	<p>Pistol Grip Fabric Holster KT-81548-01R</p> <p>Holster accommodates the PPT88XX when the pistol grip is attached.</p>
	<p>Hand Strap SNE801739</p> <p>Replacement hand strap for the PPT8800.</p>

PPT88xx Accessories (continued)










Soft Goods (continued)	
	<p>Slim Carrying Case NE1766R</p> <p>The soft leather slim case offers additional protection when carrying the PPT8800.</p>
<p>No photo available.</p>	<p>Neck Strap NE8623R</p> <p>Attaches to the PPT8800 and is worn in front of the user for hands-free mobility.</p>
Snap-on	
	<p>Magnetic Stripe Reader MSR8800-00R</p> <p>Captures data from magnetic stripe cards.</p>
	<p>MC1000 Modem Kit KT-70925-01R</p> <p>Includes modem inverter cable (25-70924-02R) and modem dongle (MDM9000-100R).</p>
	<p>Trigger Handle TRG8800-00R</p> <p>Adds a gun-style handle with a scanning trigger to the PPT8800 increasing comfort when using in scan-intensive applications for extended periods of time.</p>
Miscellaneous	
	<p>Screen Protector KT-67526-01R</p> <p>Adds an additional level of protection for the PPT8800 screen to protect against scratches. Package of 3.</p>
	<p>Battery Security Mechanism KT-71077-01R</p> <p>Secures the battery in the the PPT8800 cradles (5-pack).</p>
	<p>Stylus Kit 11-43912-03R</p> <p>Replacement gray stylus with tether (3-pack).</p>
	<p>Stylus Kit 11-43912-50R</p> <p>Replacement gray stylus with tether (50-pack).</p>

PPT88xx Accessories (continued)










Miscellaneous (continued)	
	Stylus Kit Stylus-00001-03R Replacement spring-loaded stylus (3-pack).
	Stylus Kit Stylus-00001-10R Replacement spring-loaded stylus (10-pack).
	Stylus Kit 160-0362R Replacement dark gray stylus (3-pack).
	Connector Plug KT-71162-01R Protects the PPT8800 connector (5-pack).
	UBC2000 Wall Mount Kit KT-32665-01R Use for mounting UBC2000 onto a wall.













WT4000 Accessories

Cradles	
	<p>Single Slot Cradle CRD4000-1000UR</p> <p>Provides USB communication to a host computer and charges a WT4000 terminal and a spare battery.</p>
	<p>Single Slot Cradle Kit CRD4000-110UR</p> <p>Includes cradle (CRD4000-1000UR), power supply (KT-14000-148R), USB cable (25-68596-01R) and US AC line cord (23844-00-00R).</p>
	<p>Single Slot Cradle Kit CRD4000-111UR</p> <p>Includes cradle (CRD4000-1000UR), power supply (KT-14000-148R), USB cable (25-68596-01R).</p>
	<p>Four-Slot Ethernet Cradle CRD4000-4000ER</p> <p>Provides Ethernet communication to a host computer and charges up to four WT4000 terminals.</p>
	<p>Four-Slot Ethernet Cradle Kit CRD4000-410ER</p> <p>Includes cradle (CRD4000-4000ER), power supply (50-14000-241R), DC line cord (50-16002-029R) and US AC line cord (23844-00-00R).</p>
	<p>Four-Slot Ethernet Cradle Kit CRD4000-411ER</p> <p>Includes cradle (CRD4000-4000ER), power supply (50-14000-241R) and DC line cord (50-16002-029R).</p>
	<p>Four Slot Battery Charger SAC4000-4000CR</p> <p>Charges up to four spare batteries.</p>
	<p>Four Slot Battery Charger Kit SAC4000-410CR</p> <p>Includes charger (SAC4000-4000CR), power supply (KT-14000-148R) and US AC line cord (23844-00-00R).</p>
	<p>Four Slot Battery Charger Kit SAC4000-411CR</p> <p>Includes charger (SAC4000-4000CR) and power supply (KT-14000-148R).</p>

WT4000 Accessories (continued)

Charging	
	<p>“Y” Power Cable 25-85991-01R</p> <p>Provides power to both a CDR4000-4000ER and an SAC4000-4000CR from a single power supply (50-14000-241R).</p>
	<p>Four-Way Power Cable 25-85992-01R</p> <p>Provides power to four Single Slot cradles (CRD4000-1000UR) from a single power supply (50-14000-241R).</p>
	<p>Spare Battery BTRY-WT40IAB0E (2330 mAh)</p>
	<p>Spare Battery BTRY-WT40IAB0H</p> <p>For use with WT4090 HICAP</p>
	<p>Power Supply 50-14000-241R</p> <p>90 – 264 VAC input, 12 VDC 9 A output.</p>
Cables	
	<p>RS309 Ring to Wrist Cable 25-85975-01R</p> <p>Connects the RS309 to a wrist-mounted WT4000.</p>
	<p>RS309 Ring to Hip Cable 25-85986-01R</p> <p>Connects the RS309 to a hip-mounted WT4000.</p>
	<p>Trigger Cable 25-85767-01R</p> <p>Black trigger cable for RS309 ring scanner.</p>
Soft Goods	
	<p>Hand Mount SG-WT4024240-01R</p> <p>RS309 Glove Hand Mount.</p>

WT4000 Accessories (continued)

Soft Goods (continued)	
	<p>Extended Wrist-Mount Kit SG-WT4023020-01R</p> <p>Includes wrist mount and Extended Straps.</p>
	<p>Regular Wrist-Mount Kit SG-WT4023020-02R</p> <p>Includes wrist mount and Regular Straps.</p>
	<p>Replacement Pad SG-WT4023021-01R</p> <p>Replacement wrist mount pad.</p>
	<p>Wrist Straps - Regular SG-WT4023221-01R</p> <p>Contains an 8" strap and an 11" strap.</p>
	<p>Wrist Straps - Extended SG-WT4023221-02R</p> <p>Contains a 13" strap and a 16" strap.</p>
	<p>Hip-mount SG-WT4021010-01R</p> <p>Hip Mount for WT4000 terminal. Purchase belt (11-08062-01R) separately.</p>
	<p>Belt 11-08062-01R</p> <p>Belt for mounting the WT4000 on the hip.</p>
	<p>Ring Scanner Strap SG-WT4023031-02R</p> <p>Replacement ring scanner strap.</p>
	<p>Trigger Assembly SG-WT4015231-01R</p> <p>Replacement RS409 Trigger assembly.</p>
	<p>Protective Rubber Boot SG-WT4024000-01R</p> <p>Provides additional protection for the WT4000 wearable terminal.</p>

WT4000 Accessories (continued)

Soft Goods (continued)



Freezer Pouch

SG-WT4026000-01R

Freezer Pouch for WT4000 terminal. Allows terminal to be used in freezer applications.

Miscellaneous



Headset Kit

KT-85990-01R

Cable headset adapter kit with clamshell.



Screen Protector

KT-93765-01R

Protects screen from scratches.



Wall Mount Cradle Bracket

21-86630-01R

Use for mounting four-slot cradles onto a wall.













Desiccant Kit

KT-41040-01R









Replacement desiccant pack for the RS309 Freezer unit. Includes 2 desiccant packs.










VC5090 Accessories

Charging	
	<p>Power Supply 50-14000-241R 85 - 264 VAC input, 12 VDC 9A output.</p>
	<p>Uninterruptible Power Supply BTRY-VC50IAB00 Power supply serves as a back up battery for the VC5090.</p>
Cables	
	<p>ActiveSync Cable 25-71914-01R Rugged Active Sync cable to DB9 Female Cable to active sync a VC5090 to a computer.</p>
	<p>USB Host Adaptor 25-71915-01R Rugged USB host adapter with an "A" Jack at the far end for ActiveSync to a computer.</p>
	<p>LS3203ER Scanner Serial Cable 25-71916-01R Connects an LS3203ER scanner to the VC5090.</p>
	<p>LS3408 Scanner Serial Cable 25-71917-02R Connects an LS3408 scanner to the VC5090.</p>
	<p>LS3408 Scanner USB Cable 25-71918-01R Connects an LS3408 scanner to the VC5090.</p>
	<p>Fork Lift Power Cable 25-71919-01R DC power pigtail cable for powering the VC5090 through a fork truck.</p>
	<p>Fork Lift Power Cable with Filter 25-71919-02R DC power pigtail cable with filter for powering the VC5090 through a fork truck.</p>
	<p>DC Power AC Brick Cable 25-71920-01R Connects the VC5090 to a power supply.</p>








VC5090 Accessories (continued)

Cables (continued)	
	<p>O'Neil Printer cable 25-71921-01R</p> <p>Connects the VC5090 to an O'Neil MF2T printer.</p>
	<p>Zebra Printer Cable 25-71922-01R</p> <p>Connects the VC5090 to a Zebra QL Series printer.</p>
	<p>Zebra Printer Cable 25-71923-01R</p> <p>Connects the VC5090 to a Zebra Road Warrior printer.</p>
	<p>RS232 Cable 25-71924-01R</p> <p>Rugged RS232 cable which connects to the to DB9 Male Cable.</p>
Miscellaneous	
	<p>RAM Mount 21-99288-01R</p> <p>Ram mount assembly for mounting the VC5090 to a fork truck.</p>
	<p>Motion Detector cable 25-82420-01R</p> <p>Cable that connects the VC5090 and the vehicle accelerator pedal that detects when the vehicle is moving and blanks the screen so that the operator is not distracted while driving.</p>
	<p>Protective Cover for Full Screen Display 90500113-R</p> <p>Protects the screen from scratches. Package of 5 protectors.</p>
	<p>Protective Cover for Half Screen Display 90500114-R</p> <p>Protects the screen from scratches. Package of 5 protectors.</p>










VC5090 Accessories (continued)

Miscellaneous (continued)	
	<p>Locking Kit 90500115-R</p> <p>Spare Locking Hardware Kit.</p>
	<p>Mounting Bracket 90500116-R</p> <p>Used for mounting the VC5090 on a fork lift.</p>
	<p>Screw Kit 90500117-R</p> <p>Spare screws for mounting the VC5090.</p>
	<p>Keyboard Cover 90500125-R</p> <p>Protective form fitted cover for keyboard (5 pack).</p>
	<p>Desiccant Pack KT-81524-01R</p> <p>Spare desiccant packs for condensation resistance when the VC5090 is used in freezer applications.</p>
	<p>Desiccant Kit KT-81524-05R</p> <p>Kit of 5 spare desiccant packs for condensation resistance when the VC5090 is used in freezer applications.</p>
	<p>External Keyboard VC5090KYBD-00R</p> <p>Optional USB keyboard for full-screen configurations.</p>

Cradles

MC17	
	<p>Standard Charging Cradle PSS-3CR01-00R</p> <p>Charges the MC17 mobile computer. Requires power supply (50-14001-241R), DC line cord and AC line cord.</p>
	<p>Service Cradle PSS-3CR03-00R</p> <p>Provides diagnostic access to the MC17.</p>
MC50	
	<p>Single Slot Desktop Cradle with attached USB Cable CRD5000-1000UR</p> <p>Requires power supply (50-14000-249R) and 2-wire US AC line cord (50-16000-182R).</p>
	<p>Single Slot Desktop Cradle Kit CRD5000-110UR</p> <p>Includes cradle (CRD5000-1000UR), power supply (50-14000-249R) and US AC line cord (50-16000-182R).</p>
	<p>Single Slot Desktop Cradle Kit CRD5000-111UR</p> <p>Includes cradle (CRD5000-1000UR) and power supply (50-14000-249R).</p>
	<p>Four Slot Ethernet Cradle CRD5000-4000ER</p> <p>Requires power supply (50-14000-241R), DC line cord (50-16002-042R), and US AC line cord (23844-00-00R).</p>
	<p>Four Slot Ethernet Cradle Kit CRD5000-410ER</p> <p>Includes cradle (CRD5000-4000ER), power supply (50-14000-241R), DC line cord (50-16002-042R), and US AC line cord (23844-00-00R).</p>
	<p>Four Slot Ethernet Cradle Kit CRD5000-411ER</p> <p>Includes cradle (CRD5000-4000ER), power supply (50-14000-241R) and DC line cord (50-16002-042R).</p>
	<p>Four Slot USB Cradle CRD5000-4000UR</p> <p>Requires power supply (50-14000-241R), DC line cord (50-16002-042R), and US AC line cord (23844-00-00R).</p>

Cradles (continued)

MC50	
	<p>Four Slot USB Cradle Kit CRD5000-410UR</p> <p>Includes cradle (CRD5000-4000UR), power supply (50-14000-241R), DC line cord (50-16002-042R), and US AC line cord (23844-00-00R).</p>
	<p>Four Slot USB Cradle Kit CRD5000-411UR</p> <p>Includes cradle (CRD5000-4000UR), power supply (50-14000-241R), DC line cord (50-16002-042R).</p>
MC70	
	<p>Single Slot Serial/USB Charge Cradle CRD7000-1000RR</p> <p>Provides serial and USB communication between the MC70 and a host computer. The cradle also charges the mobile computer battery and a spare battery.</p>
	<p>Single Slot Serial/USB Cradle Kit CRD7000-110RR</p> <p>Includes cradle (CRD7000-1000RR), power supply (KT-14000-148R) and AC line cord (23844-00-00R).</p>
	<p>Single Slot Serial/USB Cradle Kit CRD7000-111RR</p> <p>Includes cradle (CRD7000-1000RR) and power supply (KT-14000-148R).</p>
	<p>Four Slot Ethernet Cradle CRD7000-4000ER</p> <p>Provides communication via Ethernet between the MC70 and a host PC. The cradle also charges the mobile computer battery.</p>
	<p>Four Slot Ethernet Cradle Kit CRD7000-410ER</p> <p>Includes cradle (CRD7000-4000ER), power supply (50-14000-241R), DC cable (50-16002-029R) and US AC line cord (23844-00-00R).</p>
	<p>Four Slot Ethernet Cradle Kit CRD7000-411ER</p> <p>Includes cradle (CRD7000-4000ER), power supply (50-14000-241R) and DC cable (50-16002-029R).</p>
	<p>Four Slot Ethernet Cradle Kit CRD7000-402ER</p> <p>Includes cradle (CRD7000-4000ER), power supply (50-14000-241R), DC cable (50-16002-029R) and 3-foot 3-wire AC line cord (50-16000-678R).</p>

Cradles (continued)

MC75	
	<p>Single Slot Serial/USB Charge Cradle CRD7X00-1000RR</p> <p>Provides serial and USB communication between the MC70/MC75 and a host computer. The cradle also charges the mobile computer battery and a spare battery.</p>
	<p>Single Slot Serial/USB Cradle Kit CRD7X00-100RR</p> <p>Includes cradle (CRD7X00-1000RR), power supply (KT-14000-148R) and AC line cord (23844-00-00R).</p>
	<p>Single Slot Serial/USB Cradle Kit CRD7X00-101RR</p> <p>Includes cradle (CRD7X00-1000RR) and power supply (KT-14000-148R).</p>
	<p>Four Slot Ethernet Cradle CRD7000-4000ER</p> <p>Provides communication via Ethernet between the MC70/MC75 and a host PC. The cradle also charges the mobile computer battery.</p>
	<p>Four Slot Ethernet Cradle Kit CRD7000-410ER</p> <p>Includes cradle (CRD7000-4000ER), power supply (50-14000-241R), DC cable (50-16002-029R) and US AC line cord (23844-00-00R).</p>
	<p>Four Slot Ethernet Cradle Kit CRD7000-411ER</p> <p>Includes cradle (CRD7000-4000ER), power supply (50-14000-241R) and DC cable (50-16002-029R).</p>
	<p>Four Slot Ethernet Cradle Kit CRD7000-402ER</p> <p>Includes cradle (CRD7000-4000ER), power supply (50-14000-241R), DC cable (50-16002-029R) and 3-foot 3-wire AC line cord (50-16000-678R).</p>
	<p>Four Slot Charge Only Cradle CRD7X00-4000CR</p> <p>Charges up to four MC70/MC75 terminals simultaneously.</p>
	<p>Four Slot Charge Only Cradle Kit CRD7X00-400CR</p> <p>Includes cradle (CRD7X00-4000CR), power supply (50-14000-241R), DC cable (50-16002-029R) and US AC line cord (23844-00-00R).</p>

Cradles (continued)

MC75 (continued)	
	<p>Four Slot Charge Only Cradle Kit CRD7X00-401CR</p> <p>Includes cradle (CRD7X00-4000CR), power supply (50-14000-241R) and DC cable (50-16002-029R).</p>
MC1000	
	<p>Single Slot Serial/USB Cradle CRD1000-1000R</p> <p>Provides serial and USB communication between the MC1000 and a host computer. The cradle also charges the mobile computer battery. Includes power supply (50-14000-249R).</p>
	<p>Four Slot USB Cradle CRD1000-4000UR</p> <p>Provides USB communication between the MC1000 and a host computer. The cradle also charges the mobile computer battery. Includes power supply (KT-14000-148R).</p>
MC3000	
	<p>Single Slot Serial/USB Cradle Kit CRD3000-1000RR</p> <p>Includes cradle, power supply, DC cable (KT-14000-148R), USB cable (25-68596-01R) and RS232 cable (25-63852-01R).</p>
	<p>Four Slot Charge Only Cradle Kit CHS3000-4000CR</p> <p>Includes cradle, power supply (50-14000-241R) and DC line cord (50-16002-042R). Requires US AC line cord (23844-00-00R).</p>
	<p>Four Slot Ethernet Cradle Kit CRD3000-4000ER</p> <p>Includes cradle, power supply (50-14000-241R) and DC Line Cord (50-16002-042R). Requires US AC line cord (23844-00-00R).</p>
MC9090	
	<p>Single Slot Serial/USB Cradle CRD9000-1001SR</p> <p>Cradle enables Serial or USB communication between the MC9000 and a host PC. The cradle also charges the MC9000 with a standard battery and a standard spare battery stored in the cradle.</p>
	<p>Single Slot Serial/USB Cradle Kit CRD9000-110SR</p> <p>Includes cradle (CRD9000-1001SR), power supply (KT-14000-148R) and AC line cord (23844-00-00R).</p>









Cradles (continued)

MC9090 (continued)	
	<p>Single Slot Serial/USB Cradle Kit CRD9000-111SR</p> <p>Includes cradle (CRD9000-1001SR) and power supply (KT-14000-148R).</p>
	<p>Four Slot Charge Only Cradle CHS9000-4001CR</p> <p>Cradle charges up to four MC9000s simultaneously in approximately two hours. Ideal for customers who communicate wirelessly but need a cradle for battery charging.</p>
	<p>Four Slot Charge Only Cradle Kit CRD9000-410CR</p> <p>Includes cradle (CHS9000-4001CR), power supply (50-14000-241R), DC line cord (50-16002-029R) and AC line cord (23844-00-00R).</p>
	<p>Four Slot Charge Only Cradle Kit CRD9000-411CR</p> <p>Includes cradle (CHS9000-4001CR), power supply (50-14000-241R) and DC line cord (50-16002-029R).</p>
	<p>Four Slot Ethernet Cradle CRD9000-4001ER</p> <p>Provides communication via Ethernet between the MC9000 and a host PC. The cradle also charges the mobile computer with a standard battery.</p>
	<p>Four Slot Ethernet Cradle Kit CRD9000-410ER</p> <p>Includes cradle (CRD9000-4001ER), power supply (50-14000-241R), DC line cord (50-16002-029R) and AC line cord (23844-00-00R).</p>
	<p>Four Slot Ethernet Cradle Kit CRD9000-411ER</p> <p>Includes cradle (CRD9000-4001ER), power supply (50-14000-241R) and DC line cord (50-16002-029R).</p>
	<p>Vehicle Cradle VCD9000-K000R</p> <p>Provides secure mounting of the MC909X-K in a vehicle. Charges the MC909X-K and a spare battery. Provides a serial port for data communication between an MC909X-K and an external device. Includes power cable.</p>
	<p>Vehicle Cradle VCD9000-K010R</p> <p>Provides secure mounting of the MC909X-K in a vehicle. Charges the MC909X-K and a spare battery. Provides a serial port for data communication between an MC909X-K and an external device. Includes power cable. Spare battery charger reverse mounted.</p>

Cradles (continued)

MC9090 (continued)	
	<p>Vehicle Cradle VCD9000-S000R</p> <p>Provides secure mounting of the MC909X-S in a vehicle. Charges the MC909X-S and a spare battery. Provides a serial port for data communication between an MC909X-S and an external device. Includes power cable.</p>
	<p>Spare Battery Adapter for MC90XX-S battery (BTRY-MC90SAB00-01) BAP9000-100R</p> <p>The adapter is required to charge an MC90XX-S spare battery in the CRD9000-1001SR cradle or the SAC9000-4000R charger.</p>
	<p>MC90XX Fork Lift Cradle FLC9000-1000R</p> <p>Provides secure mounting solution for MC906X-K, MC909X-K, MC9090-G, and MC9060-G (WWAN configurations included; Exceptions: all MC90XX-S configurations and MC9090-G with RFID). The cradle is equipped with rugged RS232 and USB ports which are capable of powering and communicating with tethered devices such as an ADC Scanner or 3rd party printer. Customers can choose to purchase the MC90XX Fork Lift Cradle alone or as a kit which includes the cradle, power converter, and cables.</p>
	<p>MC90XX Fork Lift Cradle Low Voltage Kit FLC9000-102R</p> <p>Includes MC90XX Fork Lift Cradle (FLC9000-1000R), Low Voltage Power Converter (50-14000-252R), Fork Lift Cradle Power Cable (25-103872-01R). The Power converter provides power to the cradle and charges the battery of docked a MC9000 mobile computer. As well, the communication ports are powered via the power converter. Low voltage kit supports fork lifts ranging from 9 volts to 30 volts.</p>
	<p>MC90XX Fork Lift Cradle High Voltage Kit FLC9000-101R</p> <p>Includes MC90XX Fork Lift Cradle (FLC9000-1000R), Low Voltage Power Converter (50-14000-251R), Fork Lift Cradle Power Cable (25-103872-01R). The Power converter provides power to the cradle and charges the battery of docked a MC9000 mobile computer. As well, the communication ports are powered via the power converter. High voltage kit supports fork lifts ranging from 18 volts to 75 volts.</p>
PPT88xx	
	<p>Four Slot Ethernet Charging Cradle CRD8800-4000ER</p> <p>Provides communication via Ethernet between the PPT88XX and a host PC. The cradle also charges the mobile computer battery.</p>
	<p>Four Slot Ethernet Charging Cradle Kit CRD8800-410ER</p> <p>Includes cradle (CRD8800-4000ER), power supply (50-14000-240R) and US AC line cord (23844-00-00R).</p>
	<p>Four Slot Ethernet Charging Cradle Kit CRD8800-411ER</p> <p>Includes cradle (CRD8800-4000ER) and power supply (50-14000-240R).</p>









Cradles (continued)

PPT88xx (continued)	
	<p>Four Slot Serial Charging Cradle CRD8800-4000SR</p> <p>Provides serial communication between the PPT88XX and a host PC. The cradle also charges the mobile computer battery. Includes serial cable (170047-000R).</p>
	<p>Four Slot Serial Charging Cradle Kit CRD8800-410SR</p> <p>Includes cradle (CRD8800-4000SR), power supply (50-14000-240R) and US line cord (23844-00-00R).</p>
	<p>Four Slot Serial Charging Cradle Kit CRD8800-411SR</p> <p>Includes cradle (CRD8800-4000SR) and power supply (50-14000-240R).</p>
	<p>Single Slot Serial Cradle Kit CRD8800-1000SIMR</p> <p>Includes cradle and communication cable. Requires power supply (50-14000-248R) and US AC line cord (50-16000-182R). For use with standard 1700 mAh battery only.</p>
	<p>Single Slot Serial Cradle Kit CRD8800B-1000SR</p> <p>Includes cradle and communication cable. Requires power supply (50-14000-248R) and US AC line cord (50-16000-182R). Supports one spare 1700 or 3400 mAh battery.</p>
	<p>Single Slot Serial Cradle Kit CRD8800B-100SR</p> <p>Includes cradle (CRD8800B-1000SR), power supply (50-14000-248R) and US AC line cord (50-16000-182R).</p>
	<p>Single Slot Serial Cradle Kit CRD8800B-101SR</p> <p>Includes cradle (CRD8800B-1000SR) and power supply (50-14000-248R).</p>
	<p>Vehicle Cradle VCD8800-R000R</p> <p>Provides secure mounting of the PPT8800 in a vehicle. Charges the PPT8800 and a spare battery. Provides a serial port for data communication between an PPT8800 and an external device. Includes power cable.</p>











Cradles (continued)

WT4000	
	<p>Single Slot Cradle CRD4000-1000UR</p> <p>Provides USB communication to a host computer and charges a WT4000 terminal and a spare battery.</p>
	<p>Single Slot Cradle Kit CRD4000-110UR</p> <p>Includes cradle (CRD4000-1000UR), power supply (KT-14000-148R), USB cable (25-68596-01R) and US AC line cord (23844-00-00R).</p>
	<p>Single Slot Cradle Kit CRD4000-111UR</p> <p>Includes cradle (CRD4000-1000UR), power supply (KT-14000-148R), USB cable (25-68596-01R).</p>
	<p>Four-Slot Ethernet Cradle CRD4000-4000ER</p> <p>Provides Ethernet communication to a host computer and charges up to four WT4000 terminals.</p>
	<p>Four-Slot Ethernet Cradle Kit CRD4000-410ER</p> <p>Includes cradle (CRD4000-4000ER), power supply (50-14000-241R), DC line cord (50-16002-029R) and US AC line cord (23844-00-00R).</p>
	<p>Four-Slot Ethernet Cradle Kit CRD4000-411ER</p> <p>Includes cradle (CRD4000-4000ER), power supply (50-14000-241R) and DC line cord (50-16002-029R).</p>
	<p>Four Slot Battery Charger SAC4000-4000CR</p> <p>Charges up to four spare batteries.</p>
	<p>Four Slot Battery Charger Kit SAC4000-410CR</p> <p>Includes charger (SAC4000-4000CR), power supply (KT-14000-148R) and US AC line cord (23844-00-00R).</p>
	<p>Four Slot Battery Charger Kit SAC4000-411CR</p> <p>Includes charger (SAC4000-4000CR) and power supply (KT-14000-148R).</p>


Charging Accessories

MC17	
	<p>Spare Battery Kit BT10-MC17RAB0E</p> <p>10-pack of 2400 mAh batteries.</p>
	<p>Spare Battery Kit BT50-MC17RAB0E</p> <p>50-pack of 2400 mAh batteries.</p>
	<p>Power Supply 50-14001-241R</p> <p>85 - 264 VAC input, 12 VDC 9A output.</p>
	<p>US AC Line Cord 23844-00-00R</p> <p>3-wire cable 7 feet long</p>
MC35	
	<p>Auto Charge Cable 25-12005-001R</p> <p>Plugs into a vehicle cigarette lighter to charge the MC35 while on the road.</p>
	<p>Travel Charger Kit KT-93761-01R</p> <p>Includes wall-plug and adapters for charging the MC35 while traveling. Includes connectors for use in USA, UK, EU, and Australia.</p>
	<p>Standard Capacity Battery BTRY-MC35EABOE</p> <p>Standard Capacity Battery. (1370 mAh)</p>
	<p>High Capacity Battery BTRY-MC35EABO2</p> <p>High Capacity Battery. (2740 mAh)</p>











Charging (continued)

MC50	
	<p>Auto Charge Cable VCA5000-12R</p> <p>Plugs into a vehicle cigarette lighter to charge the MC50 while on the road.</p>
	<p>Four Slot Battery Charger SACX000-4000CR</p> <p>Charges standard and high capacity batteries. Includes shim for MC70 batteries. Requires power supply (KT-14000-148R) and AC line cord.</p>
	<p>Four Slot Battery Charger Kit SACX000-410CR</p> <p>Charges standard and high capacity batteries. Includes charger (SACX000-4000CR), shim for MC70 batteries, power supply (KT-14000-148R) and US AC line cord (23844-00-00R).</p>
	<p>Four Slot Battery Charger Kit SACX000-411CR</p> <p>Charges spare standard and high capacity batteries. Includes charger (SACX000-4000CR), shim for MC70 batteries and power supply (KT-14000-148R).</p>
	<p>Universal Battery Charger Adapter 21-32665-44R</p> <p>Charges an MC50 battery as a stand-alone charger or with the UBC2000 base.</p>
	<p>Four Slot Universal Battery Charger Base Kit UBC2000-I500DR</p> <p>Includes base, power supply and DC cable.</p>
	<p>Power Supply 50-14000-249R</p> <p>100 - 240 VAC input, 5.4 VDC 3 A output.</p>
	<p>Power Supply KT-14000-148R</p> <p>100 - 240 VAC input, 12 VDC 3.33 A output.</p>
	<p>Power Supply 50-14000-241R</p> <p>85 - 264 VAC input, 12 VDC 9 A output.</p>
	<p>UBC Adapter Power Supply Kit KT-32665-02R</p> <p>Includes power supply (50-14001-013R), DC cable (50-16002-004R) and four rubber feet.</p>

Charging (continued)

MC50 (continued)	
	<p>US AC Line Cord 23844-00-00R</p> <p>3-wire cable 7 feet long.</p>
	<p>US AC Line Cord 50-16000-182R</p> <p>2-wire cable 6 inches long.</p>
	<p>DC Line Cord 50-16002-042R</p> <p>Provides power from the power supply to the four slot cradle.</p>
	<p>Standard Capacity Battery BTRY-MC50EAB00</p> <p>Standard capacity battery (1560 mAh).</p>
	<p>Large Capacity Battery BTRY-MC50EAB02</p> <p>Large capacity battery (3600 mAh).</p>
MC70	
	<p>Power Supply 50-14000-249R</p> <p>Power Supply. 100 - 240 VAC input, 5.4 VDC 3 A output.</p>
	<p>Power Supply KT-14000-148R</p> <p>100 - 240 VAC input, 12 VDC 3.33 A output.</p>
	<p>Power Supply 50-14000-241R</p> <p>85 - 264 VAC input, 12 VDC 9 A output.</p>
	<p>DC Line Cord 50-16002-029R</p> <p>Provides power from the power supply to the four slot cradle.</p>
	<p>US AC Line Cord 23844-00-00R</p> <p>3-wire cable 7 feet long.</p>











Charging (continued)

MC70 (continued)	
	<p>US AC Line Cord 50-16000-182R</p> <p>2-wire cable 6 inches long.</p>
	<p>Four Slot Battery Charger SACX000-4000CR</p> <p>Charges spare standard and high capacity batteries. Includes shim for MC70. Requires power supply (50-14000-148R).</p>
	<p>Four Slot Battery Charger SACX000-410CR</p> <p>Charges spare standard and high capacity batteries. Includes shim for MC70, power supply (KT-14000-148R) and AC line cord (23844-00-00R).</p>
	<p>Four Slot Battery Charger SACX000-411CR</p> <p>Charges spare standard and high capacity batteries. Includes shim for MC70 and power supply (KT-14000-148R).</p>
	<p>Vehicle Cradle VCD7000-P000R</p> <p>Provides secure mounting of the MC70 in a vehicle. Charges the MC70 and a spare battery. Provides a serial port for data communication between an MC70 and an external device.</p>
	<p>Auto Charge Cable 25-70979-01R</p> <p>Plugs into a vehicle cigarette lighter to charge the MC70 while on the road.</p>
	<p>Battery BTRY-MC70EAB00</p> <p>1900 mAh replacement battery.</p>
	<p>Battery BTRY-MC70EAB02</p> <p>3800 mAh replacement battery.</p>
	<p>Battery Kit BTRY-KT-1X-MC70R</p> <p>Includes 1900 mAh battery, battery door and handstrap.</p>
	<p>Battery Kit BTRY-KT-2X-MC70R</p> <p>Includes 3800 mAh battery, battery door and handstrap.</p>











Charging (continued)

MC70 (continued)	
	<p>Battery Door Kit KT-79428-01R</p> <p>Includes battery door and hand strap for 1900 mAh battery.</p>
	<p>Battery Door Kit KT-79429-01R</p> <p>Includes battery door and hand strap for 3800 mAh battery.</p>
MC75	
	<p>Four Slot Battery Charger SAC7X00-4000CR</p> <p>Charges spare standard and high capacity batteries. Includes shim for MC70/MC75. Requires power supply (KT-14000-148R) and country specific 3 wire AC line cord.</p>
	<p>Four Slot Battery Charger Kit SAC7X00-400CR</p> <p>Charges spare standard and high capacity batteries. Includes shim for MC70/MC75, power supply (KT-14000-148R) and AC line cord (23844-00-00R).</p>
	<p>Four Slot Battery Charger Kit SAC7X00-401CR</p> <p>Charges spare standard and high capacity batteries. Includes shim for MC70/MC75 and power supply (KT-14000-148R).</p>
	<p>Vehicle Cradle VCD7X00-P000R</p> <p>Provides secure mounting of the MC70 in a vehicle. Charges the MC70/MC75 and a spare battery. Provides a serial port for data communication between an MC70/MC75 and an external device.</p>
	<p>Power Supply 50-14000-249R</p> <p>100 - 240 VAC input, 5.4 VDC 3 A output.</p>
	<p>Power Supply KT-14000-148R</p> <p>100 - 240 VAC input, 12 VDC 3.33 A output.</p>
	<p>Power Supply 50-14000-241R</p> <p>90 – 264 VAC input, 12 VDC 9 A output.</p>

Charging (continued)

MC75 (continued)	
	<p>DC Line Cord 50-16002-029R</p> <p>Provides power from the power supply to the four slot cradle.</p>
	<p>US AC Line Cord 23844-00-00R</p> <p>3-wire cable 7 feet long.</p>
	<p>US AC Line Cord 50-16000-182R</p> <p>2-wire cable 6 inches long.</p>
	<p>Auto Charge Cable 25-70979-01R</p> <p>Plugs into a vehicle cigarette lighter to charge the MC70/MC75 while on the road.</p>
	<p>Battery BTRY-MC7XEAB00</p> <p>3600 mAh replacement battery.</p>
	<p>Battery Door Kit KT-105878-01R</p> <p>Includes battery door and hand strap for 3600 mAh battery.</p>
	<p>Battery Kit BTRY-KT-1R5X-MC7XR</p> <p>Includes 3600 mAh battery, battery door and handstrap.</p>
MC1000	
	<p>US AC Line Cord 23844-00-00R</p> <p>3-wire cable 7 feet long.</p>
	<p>Power Supply 50-14000-249R</p> <p>100 - 240 VAC input, 5.4 VDC 3 A output.</p>
	<p>Power Supply KT-14000-148R</p> <p>100 - 240 VAC input, 12 VDC 3.33 A output.</p>

Charging (continued)

MC1000 (continued)	
	<p>US AC Line Cord 50-16000-182R</p> <p>2-wire cable 6 inches long.</p>
	<p>Spare Battery BTRY-MC10EAB00</p> <p>(1800 mAh).</p>
MC3000	
	<p>Universal Battery Charger Adapter 21-32665-45AR</p> <p>Charges an MC3000 battery as a stand-alone charger or with the UBC2000 base.</p>
	<p>UBC Four Slot Base UBC2000-I500DR</p> <p>Includes power supply (50-14000-242R) and DC cable (50-16002-011R). Requires US AC line cord (23844-00-00R).</p>
	<p>Four Slot Battery Charger SACX000-4000CR</p> <p>Charges spare standard and high capacity batteries. Includes shim for MC70. Requires power supply (KT-14000-148R) and AC line cord (23844-00-00R).</p>
	<p>Four Slot Battery Charger SACX000-410CR</p> <p>Charges spare standard and high capacity batteries. Includes shim for MC70, power supply (KT-14000-148R) and AC line cord (23844-00-00R).</p>
	<p>Four Slot Battery Charger SACX000-411CR</p> <p>Charges spare standard and high capacity batteries. Includes shim for MC70 and power supply (KT-14000-148R).</p>
	<p>Power Supply Kit for UBC adapter KT-32665-02R</p> <p>Includes power supply (50-14001-0013R), DC cable (50-16002-004R) and four rubber feet.</p>
	<p>Power Supply 50-14000-249R</p> <p>100 - 240 VAC input, 5.4 VDC 3 A output.</p>
	<p>Power Supply KT-14000-148R</p> <p>100 - 240 VAC input, 12 VDC 3.33 A output.</p>

Charging (continued)

MC3000 (continued)	
	<p>Power Supply 50-14000-241R 90 – 264 VAC input, 12 VDC 9 A output.</p>
	<p>US AC Line Cord 23844-00-00R 3-wire cable 7 feet long.</p>
	<p>US AC Line Cord 50-16000-182R 2-wire cable 6 inches long.</p>
	<p>DC Line Cord 50-16002-042R Provides power from the power supply to the four slot cradle.</p>
	<p>Standard Capacity Battery BTRY-MC30KAB0E (2740 mAh) for laser configurations only.</p>
	<p>High Capacity Battery BTRY-MC30KAB02 (4400 mAh)</p>
MC9090	
	<p>Universal Battery Charger Adapter 21-32665-48R Charges an MC909X-K or -G battery as a stand-alone charger or with the UBC2000 base.</p>
	<p>Universal Battery Charger Adapter 21-32665-38R Charges an MC909X-S battery as a stand-alone charger or with the UBC2000 base.</p>
	<p>UBC Four Slot Base UBC2000-I500DR Includes power supply (50-14000-242R) and DC cable (50-16002-011R). Requires AC line cord.</p>
	<p>12 Volt Auto Charge Cable (cigarette lighter) VCA9000-12R Requires Cable Adapter Module (ADP9000-100R).</p>

Charging (continued)

MC9090 (continued)	
	<p>24 Volt Auto Charge Cable (cigarette lighter) VCA9000-24R</p> <p>Requires Cable Aapter Module (ADP9000-100R).</p>
	<p>Four Slot Battery Charger SAC9000-4000R</p> <p>Charges up to four MC9000 batteries. Requires power supply (50-14000-242R), DC line cord (50-16002-011R) and AC line cord. To charge an MC90XX-S battery purchase BAP9000-100R battery adapter.</p>
	<p>Spare Battery BTRY-MC90SAB00-01</p> <p>For MC90XX-S Only (1550 mAh).</p>
	<p>UBC Adapter Power Supply Kit KT-32665-02R</p> <p>Includes power supply (50-14001-013R), DC cable (50-16002-004R) and four rubber feet.</p>
	<p>Power Supply KT-14000-148R</p> <p>100 - 240 VAC input, 12 VDC 3.33 A output.</p>
	<p>Power Supply 50-14000-242R</p> <p>85 - 264 VAC input, 15 VDC 5 A output.</p>
	<p>Power Supply 50-14000-241R</p> <p>90 – 264 VAC input, 12 VDC 9 A output.</p>
	<p>DC Line Cord 50-16002-029R</p> <p>Provides power from the power supply to the four slot cradle.</p>
	<p>DC Line Cord 25-72614-01R</p> <p>Compatible with power supply 50-14000-242R.</p>









Charging (continued)

PPT88xx	
	<p>Auto Charge Cable CBL-8800-100-VCAR</p> <p>Plugs into a vehicle cigarette lighter to charge the PPT8800 while on the road.</p>
	<p>Four Slot Universal Battery Charger Kit UBC2000-I500DR</p> <p>Includes charger, power supply (50-14001-008R) and DC cable (50-16002-011R).</p>
	<p>Universal Battery Charger Adapter 21-32665-37R</p> <p>Charges a PPT8800 battery as a stand-alone charger or with the UBC2000 base.</p>
	<p>Standard Capacity Spare Battery 21-58236-01</p> <p>(1700 mAh)</p>
	<p>Large Capacity Spare Battery 21-60332-01</p> <p>(3400 mAh)</p>
	<p>Large Capacity Spare Battery Kit KT-61579-01</p> <p>Includes large capacity battery and new battery door.</p>
	<p>Large Capacity Spare Battery Kit KT-61579-01R</p> <p>Includes large capacity battery and new battery door.</p>
	<p>Serial Charging Cable Kit CBL2700-100UR</p> <p>Provides power to the PPT8800 and serial communication with a host computer. Includes power supply (50-14000-148R) and US AC line cord (50-16000-182R).</p>
	<p>Serial Charging Cable Kit CBL2700-101UR</p> <p>Provides power to the PPT8800 and serial communication with a host computer. Includes power supply (50-14000-248R).</p>
	<p>Power Supply 50-14000-248R</p> <p>100 - 250 VAC input, 9 VDC 2 A output.</p>











Charging (continued)

PPT88xx	
	<p>Power Supply 50-14000-240R</p> <p>85 - 270 VAC input, 8 VDC 5 A output.</p>
	<p>UBC Adapter Power Supply Kit KT-32665-02R</p> <p>Includes power supply (50-14001-013R), DC cable (50-16002-004R) and four rubber feet.</p>
	<p>US AC Line Cord 50-16000-182R</p> <p>2-wire 6 inches long.</p>
WT4000	
	<p>"Y" Power Cable 25-85991-01R</p> <p>Provides power to both a CDR4000-4000ER and an SAC4000-4000CR from a single power supply (50-14000-241R).</p>
	<p>Four-Way Power Cable 25-85992-01R</p> <p>Provides power to four Single Slot cradles (CRD4000-1000UR) from a single power supply (50-14000-241R).</p>
	<p>Spare Battery BTRY-WT40IAB0E</p> <p>(2330 mAh)</p>
	<p>Spare Battery BTRY-WT40IAB0H</p> <p>For use with WT4090 HICAP.</p>
	<p>Power Supply 50-14000-241R</p> <p>90 – 264 VAC input, 12 VDC 9 A output.</p>
VC5090	
	<p>Power Supply 50-14000-241R</p> <p>85 - 264 VAC input, 12 VDC 9A output.</p>
	<p>Uninterruptable Power Supply BTRY-VC50IAB00</p> <p>Power supply serves as a back up battery for the VC5090.</p>











Cables

MC17	
	<p>DC Line Cord 25-66210-01R</p> <p>Provides power from the power supply to two Standard Charging Cradle (19.5 inches).</p>
	<p>DC Line Cord 25-66420-01R</p> <p>Provides power from the power supply to the Standard Charging Cradle.</p>
	<p>Cradle Interconnect Cable 25-66430-01R</p> <p>Cradle Interconnect Cable. Interconnects two cradles (60 inches).</p>
	<p>Cradle Interconnect Cable 25-66431-01R</p> <p>Interconnects two cradles (12.6 inches).</p>
	<p>DC Line Cord 25-67592-01R</p> <p>Provides power from the power supply to two Standard Charging Cradle (39.7 inches).</p>
MC35	
	<p>USB Charging and Synchronization Cable 50-11G55-001R</p> <p>Provides charging and communication with host computer.</p>
MC50	
	<p>USB Cable 25-69474-01R</p> <p>Provides USB communication with a host computer. Requires Cable Adapter Module (ADP5000-00R).</p>
	<p>DEX Cable CBL-8800-100-DEXR</p> <p>Enables the transmission of data between the MC50 and a customer's inventory system at the time of delivery. Requires Cable Adapter Module (ADP5000-00R).</p>
	<p>Printer Cable CBL-8800-100-ON1R</p> <p>Connects the MC50 to an O'Neil printer. Requires Cable Adapter Module (ADP5000-00R).</p>











Cables (continued)

MC50 (continued)	
	<p>Printer Cable CBL-8800-100-PAXR</p> <p>Connects the MC50 to a Comtec/ Paxar printer. Requires Cable Adapter Module (ADP5000-00R).</p>
	<p>Printer Cable CBL-8800-100-ZEBR</p> <p>Connects the MC50 to a Zebra printer. Requires Cable Adapter Module (ADP5000-00R).</p>
MC70	
	<p>Serial Charging Cable 25-70980-01R</p> <p>Provides power to the MC70 and serial communication with a host computer.</p>
	<p>USB Charging Cable P25-70981-01R</p> <p>Provides power to the MC70 and USB communication with a host computer.</p>
	<p>DEX Cable 25-76793-01R</p> <p>Enables the transmission of data between the MC70 and a customer's inventory system at the time of delivery.</p>
	<p>Modem Inverter Cable 25-70924-03R</p> <p>Connects the MC70 to the modem dongle (MDM9000-100R).</p>
	<p>Serial Cable 25-63852-01R</p> <p>Provides serial communication with a host computer.</p>
	<p>USB Cable 25-68596-01R</p> <p>Provides USB communication with a host computer.</p>
	<p>Charge Only Cable 25-95214-01R</p> <p>Provides power to the MC70. Requires power supply (50-14000-249R).</p>
	<p>Printer Cable 25-91515-01R</p> <p>Connects the MC70 to a Zebra QL printer.</p>

Cables (continued)

MC70 (continued)	
	<p>Printer Cable 25-91518-01R</p> <p>Connects the MC70 to a Zebra Road Warrior printer.</p>
	<p>Printer Cable 25-91519-01R</p> <p>Connects the MC70 to an O'Neil MF2T printer.</p>
MC75	
	<p>Serial Charging Cable 25-102776-01R</p> <p>Provides power to the MC70/MC75 and serial communication with a host computer.</p>
	<p>USB Charging Cable 25-102775-01R</p> <p>Provides power to the MC70/MC75 and USB communication with a host computer.</p>
	<p>Charge Only Cable 25-95214-02R</p> <p>Provides power to the MC70/MC75. Requires power supply (50-14000-249R) and 2 wire AC line cord.</p>
	<p>DEX Cable 25-76793-01R</p> <p>Enables the transmission of data between the MC70/MC75 and a customer's inventory system at the time of delivery.</p>
	<p>Modem Inverter Cable 25-70924-03R</p> <p>Connects the MC70/MC75 to the modem dongle (MDM9000-100R).</p>
	<p>Serial Cable 25-63852-01R</p> <p>Provides serial communication with a host computer.</p>
	<p>USB Cable 25-68596-01R</p> <p>Provides USB communication with a host computer.</p>
	<p>Printer Cable 25-91515-01R</p> <p>Connects the MC70/MC75 to a Zebra QL printer.</p>

Cables (continued)

MC75 (continued)	
	<p>Printer Cable 25-91518-01R</p> <p>Connects the MC70/MC75 to a Zebra Road Warrior printer.</p>
	<p>Printer Cable 25-91519-01R</p> <p>Connects the MC70/MC75 to a O'Neil MF2T printer.</p>
MC1000	
	<p>Serial Cable 25-63852-01R</p> <p>Provides serial communication between the Single Slot Serial/USB cradle and a host computer.</p>
	<p>Modem Inverter Cable 25-63856-01R</p> <p>Connects the Modem Dongle (MDM9000-100R) to the Single Slot Serial/USB cradle.</p>
	<p>USB Cable 25-68596-01R</p> <p>Provides USB communication between the Single Slot Serial/USB cradle and a host computer.</p>
	<p>USB Charging Cable 25-70987-03R</p> <p>Provides power to the MC1000 and USB communication with a host computer.</p>
	<p>Serial Charging Cable 25-70989-03R</p> <p>Provides power to the MC1000 and serial communication with a host computer.</p>
	<p>Printer Cable 25-91522-01R</p> <p>Connects the MC1000 to a MF2T/4T printers.</p>
	<p>Printer Cable 25-91523-01R</p> <p>Connects the MC1000 to a Zebra QL printer.</p>
	<p>Printer Cable 25-91524-01R</p> <p>Connects the MC1000 to a Zebra Road Warrior printers.</p>

Cables (continued)

MC3000	
	<p>USB Charging Cable 25-67868-03R</p> <p>Provides power to the MC3000 and USB communication with a host computer.</p>
	<p>USB-Host Charge Cable 25-67869-03R</p> <p>Provides USB host communication.</p>
	<p>RS232 Communication Cable 25-63852-01R</p> <p>Provides Serial communication with a host computer through the MC3000 Single Slot and Four Slot Cradles.</p>
	<p>USB Client Communication Cable 25-68596-01R</p> <p>Provides USB communication with a host computer through the MC3000 Single Slot and Four Slot Cradles.</p>
	<p>Serial Charging Cable 25-67866-03R</p> <p>Provides power to the MC3000 and serial communication with a host computer.</p>
	<p>Auto Charge Cable 25-67873-03R</p> <p>Plugs into a vehicle cigarette lighter to charge the MC70 while on the road.</p>
	<p>Charge Only Cable 25-70103-03R</p> <p>Provides power to the MC3000. Requires power supply (50-14000-249R).</p>
	<p>Printer Cable 25-91512-01R</p> <p>Connects the MC3000 to an O'Neil MF2T printer.</p>
	<p>Printer Cable 25-91513-01R</p> <p>Connects the MC3000 to a Zebra QL printer.</p>
	<p>Printer Cable 25-91514-01R</p> <p>Connects the MC3000 to a Zebra Road Warrior printer.</p>










Cables (continued)

MC9090	
	<p>USB Sync Cable 25-64396-01R</p> <p>Provides USB communication with a host computer through the MC9000 Single Slot and Four Slot Cradles.</p>
	<p>RS232 Cable 25-62164-01R</p> <p>Provides serial communication to the host or printer and can be used for AC charging. Requires cable adapter module (ADP9000-100R must be ordered separately).</p>
	<p>USB Cable 25-62166-01R</p> <p>Provides USB communication to the host and can be used for AC charging. Requires cable adapter module (ADP9000-100R must be ordered separately).</p>
	<p>DEX Cable 25-62167-02R</p> <p>Requires cable adapter module (ADP9000-100R must be ordered separately)</p>
	<p>DEX Cable with Floating Jack Screws 25-62167-03R</p> <p>Requires cable adapter module (ADP9000-100R must be ordered separately).</p>
	<p>Printer Cable 25-62168-01R</p> <p>Connects the MC9000 to a Paxar printer. Requires Cable Adapter Module (ADP9000-100R).</p>
	<p>Printer Cable 25-62169-01R</p> <p>Connects the MC9000 to an O'Neil printer. Requires Cable Adapter Module (ADP9000-100R).</p>
	<p>Printer Cable 25-62170-02R</p> <p>Connects the MC9000 to a Zebra QL series printer. Requires Cable Adapter Module (ADP9000-100R).</p>
	<p>Modem Cable 25-63856-01R</p> <p>Allows single slot cradle to be used as a modem cradle.</p>
	<p>Cable Adapter Module ADP9000-110R</p> <p>Attaches to the bottom of the MC909X. Provides power (5 VDC 350 mA) for use with the LS3408ER scanner.</p>








Cables (continued)


MC9090 (continued)	
	<p>Cable Adapter Module ADP9000-100R</p> <p>Attaches to the bottom of the MC909X. Provides power for operating and charging the MC909X and provides serial communication.</p>
	<p>Serial Cable 25-63852-01R</p> <p>Provides serial communication from the Single Slot Serial/USB cradle to a host computer.</p>
PPT88xx	
	<p>DEX Cable CBL-8800-100-DEXR</p> <p>Enables the transmission of data between the terminal and a customer's inventory system at the time of delivery. Requires Universal Cable Cup (UCC8800-00R).</p>
	<p>Printer Cable CBL-8800-100-ON1R</p> <p>Connects the PPT8800 to an O'Neil printer. Requires Universal Cable Cup (UCC8800-00R).</p>
	<p>Printer Cable CBL-8800-100-PAXR</p> <p>Connects the PPT8800 to a Monarch or Paxar printer. Requires Universal Cable Cup (UCC8800-00R).</p>
	<p>USB Cable CBL-8800-100-USBR</p> <p>Provides USB communication with a host computer. Requires Universal Cable Cup (UCC8800-00R).</p>
	<p>Printer Cable CBL-8800-100-ZEBR</p> <p>Connects the PPT8800 to a Zebra printer. Requires Universal Cable Cup (UCC8800-00R).</p>
	<p>Universal Cable Cup UCC8800-00R</p> <p>Attaches to the bottom of the PPT8800. Provides power for operating and charging the PPT8800 and provides serial communication.</p>
	<p>Spare Communication Cable 170047-000R</p> <p>Spare Communication Cable for Serial Cradles (CRD8800-4000SR), (CRD8800-1000SIMR), or (CRD8800B-1000SR).</p>

Cables (continued)

PPT88xx (continued)	
	<p>Serial Charging Cable 25-38383-01R</p> <p>Provides serial communication to the host and can be used for AC charging. Requires power supply (50-14000-249R, must be ordered separately).</p>
WT4000	
	<p>RS309 Ring to Wrist Cable 25-85975-01R</p> <p>Connects the RS309 to a wrist-mounted WT4000.</p>
	<p>RS309 Ring to Hip Cable 25-85986-01R</p> <p>Connects the RS309 to a hip-mounted WT4000.</p>
	<p>Trigger Cable 25-85767-01R</p> <p>Black trigger cable for RS309 ring scanner.</p>
VC5090	
	<p>ActiveSync Cable 25-71914-01R</p> <p>Rugged Active Sync cable to DB9 Female Cable to active sync a VC5090 to a computer.</p>
	<p>USB Host Adaptor 25-71915-01R</p> <p>Rugged USB host adaptor with an "A" Jack at the far end for Active Sync to a computer.</p>
	<p>LS3203ER Scanner Serial Cable 25-71916-01R</p> <p>Connects an LS3203ER scanner to the VC5090.</p>
	<p>LS3408 Scanner Serial Cable 25-71917-02R</p> <p>Connects an LS3408 scanner to the VC5090.</p>
	<p>LS3408 Scanner USB Cable 25-71918-01R</p> <p>Connects an LS3408 scanner to the VC5090.</p>

Cables (continued)

VC5090 (continued)	
	Fork Lift Power Cable 25-71919-01R DC power pigtail cable for powering the VC5090 through a fork truck.
	Fork Lift Power Cable with Filter 25-71919-02R DC power pigtail cable with filter for powering the VC5090 through a fork truck.
	DC Power AC Brick Cable 25-71920-01R Connects the VC5090 to a power supply.
	O'Neil Printer Cable 25-71921-01R Connects the VC5090 to an O'Neil MF2T printer.
	Zebra Printer Cable 25-71922-01R Connects the VC5090 to a Zebra QL Series printer.
	Zebra Printer Cable 25-71923-01R Connects the VC5090 to a Zebra Road Warrior printer.
	RS232 Cable 25-71924-01R Rugged RS232 cable which connects to the to DB9 Male Cable.



Soft Goods

MC35



Leather Belt Holster

SG-MC3521215-01R

Leather holster for MC35.

MC50



Soft Holster Case

21-67294-01R

Soft holder with belt clip.



Soft Holster Case

SG-MC5021211-02R

Soft holder with metal belt clip.



Rigid Case

21-67292-01R

Hard plastic holder with belt clip.

MC70



Rigid Holster

11-70983-01R

Hard plastic holder with belt clip.



Fabric Holster

11-77967-01R

Soft material holder with belt clip.

MC75



Rigid Holster

SG-MC7011110-01R

Hard plastic holder with belt clip.

MC1000



Handstrap Kit

KT-70994-01R

Replacement handstrap for MC1000.

MC3000













Fabric Holster






11-69293-01R

Secures to a belt and includes shoulder strap.




Soft Goods (continued)

MC3000 (continued)	
	<p>Plastic Holster 8710-050005-01R</p> <p>Secures to a belt.</p>
	<p>MC3090G Rubber Boot 11-72959-04R</p> <p>Provides additional protection for both imager and laser configurations.</p>
	<p>MC3000 Rubber Boot 11-70899-04R</p> <p>Provides additional protection for imager configuration.</p>
	<p>MC3000 Rubber Boot BOOTSCANTURRETR</p> <p>Provides additional protection for rotating head laser configuration.</p>
	<p>Fabric Holster 11-76201-01R</p> <p>For MC3090 Gun for both imager and laser configurations. Secures to a belt.</p>
	<p>Belt 11-08062-01R</p> <p>For fabric holsters.</p>
MC9090	
	<p>Protective Boot 11-67218-04R</p> <p>Provides additional protection for MC90XX-G configurations.</p>
	<p>Shoulder Strap 58-40000-007R</p> <p>Universal shoulder strap for holster (SG-MC9021210-01R).</p>
	<p>Holster SG-MC9021210-01R</p> <p>Soft material holder for MC90XX-G only.</p>
	<p>Belt 11-08062-01R</p> <p>For Holster (SG-MC9021210-01R) for MC90XX-G only.</p>






Soft Goods (continued)


MC9090 (continued)	
	<p>Quick Release Holster SG-MC9021110-01R</p> <p>Soft material holder with belt clip for MC90XX-K only.</p>
	<p>Quick Release Holster SG-MC9021110-02R</p> <p>Soft material holder with belt clip for MC90XX-S only.</p>
	<p>Handstrap Kit KT-66447-03R</p> <p>Replacement handstraps for the MC9000-G (3-pack).</p>
	<p>Handstrap Kit SG-MC9023241-90R</p> <p>Replacement handstraps for the MC9090-K (5-pack).</p>
	<p>Handstrap Kit SG-MC9023241-60R</p> <p>Replacement handstraps for the MC9060-K (5-pack).</p>
	<p>Heated Boot SG-MC9024242-01R</p> <p>Allows MC9090 Condensation Resistant Gun configuration to be used in freezer applications.</p>
PPT88xx	
	<p>Fabric Holster 21-58840-01R</p> <p>Includes Velcro clasp and belt (for 1700 mAh battery configuration only). Velcro clasp holster in combination with a durable nylon adjustable belt is available to secure the PPT8800 on the user's waist.</p>
	<p>Fabric Holster with Swivel Belt Clip 21-58842-01R</p> <p>The easy release clip holster quickly and easily clips on to any belt. The protective holster offers easy access and fast removal of the PPT8800.(For 1700 mAh battery configuration only).</p>
	<p>Pistol Grip Fabric Holster KT-81548-01R</p> <p>Holster accommodates the PPT88XX when the pistol grip is attached.</p>

Soft Goods (continued)










PPT88xx (continued)	
	<p>Hand Strap SNE801739</p> <p>Replacement hand strap for the PPT8800.</p>
	<p>Slim Carrying Case NE1766R</p> <p>The soft leather slim case offers additional protection when carrying the PPT8800.</p>
<p>No photo available.</p>	<p>Neck Strap NE8623R</p> <p>Attaches to the PPT8800 and is worn in front of the user for hands-free mobility.</p>
WT4000	
	<p>Hand Mount SG-WT4024240-01R</p> <p>RS309 Glove Hand Mount.</p>
	<p>Extended Wrist-Mount Kit SG-WT4023020-01R</p> <p>Includes wrist mount and Extended Straps.</p>
	<p>Regular Wrist-Mount Kit SG-WT4023020-02R</p> <p>Includes wrist mount and Regular Straps.</p>
	<p>Replacement Pad SG-WT4023021-01R</p> <p>Replacement wrist mount pad.</p>
	<p>Wrist Straps - Regular SG-WT4023221-01R</p> <p>Contains an 8" strap and an 11" strap.</p>
	<p>Wrist Straps - Extended SG-WT4023221-02R</p> <p>Contains a 13" strap and a 16" strap.</p>
	<p>Hip-mount SG-WT4021010-01R</p> <p>Hip Mount for WT4000 terminal. Purchase belt (11-08062-01R) separately.</p>

Soft Goods (continued)







WT4000 (continued)	
	Belt 11-08062-01R Belt for mounting the WT4000 on the hip.
	Ring Scanner Strap SG-WT4023031-02R Replacement ring scanner strap.
	Trigger Assembly SG-WT4015231-01R Replacement RS409 Trigger assembly.
	Protective Rubber Boot SG-WT4024000-01R Provides additional protection for the WT4000 wearable terminal.
	Freezer Pouch SG-WT4026000-01R Freezer Pouch for WT4000 terminal. Allows terminal to be used in freezer applications.



Snap-On

MC50	
	<p>Magnetic Stripe Reader MSR5000-00R</p> <p>Reads up to three tracks of information and can be programmed to divide, rearrange, edit and validate fields of entered data. Also provides charging and communication.</p>
	<p>Cable Adapter Module ADP5000-00R</p> <p>Attaches to the bottom of the MC50. Provides power for operating and charging the MC50 and provides USB communication.</p>
	<p>Modem Kit KT-70925-01R</p> <p>Includes modem (MDM9000-100R) and adapter cable (25-70925-01R).</p>
MC70	
	<p>Trigger Handle 21-70982-01R</p> <p>Adds a gun-style handle with a scanning trigger to the MC70 increasing comfort when using in scan-intensive applications for extended periods of time.</p>
	<p>Magnetic Stripe Reader MSR7000-100R</p> <p>Captures data from magnetic stripe cards.</p>
	<p>High ESD Resistant Magnetic Stripe Reader. MSR7000-120R</p> <p>Captures data from magnetic stripe cards.</p>
	<p>Modem Kit. KT-76270-01R</p> <p>Includes modem dongle (MDM9000-100R) and modem inverter cable (25-70924-03R).</p>
MC75	
	<p>Magnetic Stripe Reader MSR7000-100R</p> <p>Captures data from magnetic stripe cards.</p>
	<p>High ESD Resistant Magnetic Stripe Reader MSR7000-120R</p> <p>Captures data from magnetic stripe cards.</p>

Snap-On (continued)

MC75 (continued)	
	<p>Modem Kit KT-76270-01R</p> <p>Includes modem dongle (MDM9000-100R) and modem inverter cable (25-70924-03R).</p>
	<p>Modem Dongle MDM9000-100R</p> <p>Provides modem connectivity to the MC70/MC75 through the terminal or the single slot cradle.</p>
MC1000	
	<p>Modem Dongle MDM9000-100R</p> <p>Provides modem connectivity to the MC1000 through the terminal or the single slot cradle. For connectivity by cable order cable connector 25-70924-01R, for connectivity through the cradle order 25-63856-01R.</p>
MC3000	
	<p>Magnetic Stripe Reader MSR3000-100R</p> <p>Captures data from magnetic stripe cards.</p>
	<p>Cradle Modem Kit KT-MC3000SERMODEMR</p> <p>Provides modem connectivity to Single Slot Cradle. Includes Modem Dongle (MDM9000-100R) and cable connector (25-63856-01R). It is intended for single fixed position only and is not designed to be used for mobile applications.</p>
	<p>Modem Dongle MDM9000-100R</p> <p>Provides modem connectivity to the MC3000 through the terminal or the single slot cradle. For connectivity by cable order cable connector 25-70924-01R, for connectivity through the cradle order 25-63856-01R.</p>
	<p>Modem Adapter Cable 25-63856-01R</p> <p>Connects Modem Dongle to MC3000 Single Slot cradle.</p>
	<p>Modem Kit KT-70924-01R</p> <p>Provides modem connectivity to the MC3000. Includes Modem Dongle (MDM9000-100R) and cable connector (25-70924-01R).</p>
	<p>Modem Cable 25-70924-01R</p> <p>Connect the modem dongle to the MC3000.</p>

Snap-On (continued)

MC9090

**Modem Module**

MDM9001-C010R

Snaps on to the MC90XX and provides modem connectivity.

**Magnetic Stripe Reader**

MSR9001-100R

Captures data from magnetic stripe cards.

**Modem Dongle**

MDM9000-100R

Provides modem connectivity to the MC9000 through the terminal or the single slot cradle.

PPT88xx

**Magnetic Stripe Reader**

MSR8800-00R

Captures data from magnetic stripe cards.

**MC1000 Modem Kit**

KT-70925-01R

Includes modem inverter cable (25-70924-02R) and modem dongle (MDM9000-100R).

**Trigger Handle**




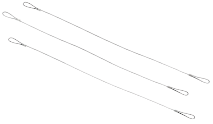






TRG8800-00R

Adds a gun-style handle with a scanning trigger to the PPT8800 increasing comfort when using in scan-intensive applications for extended periods of time.




Miscellaneous

MC17	
	<p>Location Bar Code Label (1 sheet) PSS-3LB02-00R</p> <p>Contains pre-printed bar code labels.</p>
	<p>Location Bar Code Label (12 sheets) PSS-3LB03-00R</p> <p>Contains pre-printed bar code labels.</p>
	<p>Cart Holder Kit PSS-3SH01-00R</p> <p>Provides mounting of the MC17 mobile computer on a shopping cart.</p>
	<p>Tool Dispenser Key PSS-3KY01-20R</p> <p>Unlocks the MC17 mobile computer from the Standard Charging Cradle. 20-pack.</p>
	<p>Bezel Kit KT-098273-00R</p> <p>Replacement bezels. (50-pack).</p>
MC35	
	<p>Plastic Stylus KT-17C06-001</p> <p>Extra stylus pens for use with the MC35 (3-pack).</p>
	<p>Protective Rugged Boot KT-93762-01R</p> <p>Provides additional protection against the rigors of prolonged outdoor use and occasional accidental drops.</p>
	<p>Vehicle Kit KT-93763-01R</p> <p>Includes vehicle mount (KT-93764-01R), auto charge cable (25-12005-001R) and headset (KT-93764-01R).</p>
	<p>Vehicle Mount Kit KT-93764-01R</p> <p>Allows you to mount a stand in a vehicle to conveniently house the MC35 while on the road. Uses a suction cup mount, for use on the windshield or other flat car surface.</p>
	<p>Headset 90-17C28-001R</p> <p>Wired plug-in headset for superior and convenient use.</p>











Miscellaneous (continued)

MC35 (continued)	
	Screen Protector KT-93765-01R Adds an additional level of protection for the MC35 screen to protect against scratches.
MC50	
	Headset 21-69024-01R Wired plug-in headset for superior and convenient use.
	Screen Protector Kit KT-67525-01R Adds an additional level of protection for the MC50 screen to protect against scratches (3-pack).
	Tether Kit KT-73440-01R Contains three tethers for connecting a stylus to the MC50.
	Stylus 11-67289-01R Replacement stylus for MC50 (3-pack).
	Hand Strap 11-67927-01R Replacement handstrap for the MC50.
	Stylus KT-90249-03R Plastic stylus for MC50 (3-pack).
	SD Slot Cover 11-69248-01R Replacement SD slot cover.
	SD Slot Cover 11-69249-01R Large SD slot cover for extended SD cards.
	Wall Mount Cradle Bracket 8710-050006-01R Use for mounting four-slot cradles onto a wall.








Miscellaneous (continued)

MC70	
	<p>Wall Mount Cradle Bracket 8710-050006-01R</p> <p>Use for mounting four-slot cradles onto a wall.</p>
	<p>MC70 Battery Shims KT-76490-01R</p> <p>Required when charging MC70 batteries in the Four Slot Battery Charger (5-pack).</p>
	<p>Screen Protector KT-67525-01R</p> <p>Adds an additional level of protection for the MC70 screen to protect against scratches. Package of 3.</p>
	<p>Stylus Stylus-00002-03R</p> <p>Replacement spring loaded stylus with tether (3-pack).</p>
	<p>Pistol Grip Cleat 21-91535-01R</p> <p>Mounts on the MC70 for use with the Trigger handle.</p>
	<p>Trigger Handle Spacer Kit KT-97119-07R</p> <p>Spacer for Trigger handle when place in a cradle (4-pack).</p>
MC75	
	<p>Wall Mount Cradle Bracket 8710-050006-01R</p> <p>Use for mounting four-slot cradles onto a wall.</p>
	<p>MC70/MC75 Battery Shims KT-76490-01R</p> <p>Required when changing MC70/MC75 batteries in the Four Slot Battery Charger (5-pack).</p>
	<p>Screen Protector KT-67525-01R</p> <p>Adds an additional level of protection for the MC70/MC75 screen to protect against scratches. Package of 3.</p>
	<p>Stylus Stylus-00002-03R</p> <p>Replacement spring loaded stylus with tether (3-pack).</p>








Miscellaneous (continued)

MC75 (continued)	
	Headset 50-11300-050R Wired plug-in headset for superior and convenient use.
MC1000	
	MC1000 Modem Kit KT-70924-02R Includes modem inverter cable (25-70924-02R) and modem dongle (MDM9000-100R).
MC3000	
	Screen Protector KT-82057-03R Adds an additional level of protection for the MC3000 screen to protect against scratches. Package of 3.
	Stylus 11-43912-03R Replacement gray stylus with tether (3-pack).
	Wall Mount Cradle Bracket 8710-050006-01R Use for mounting four-slot cradles onto a wall.
	Standard Capacity Battery Kit KT-82599-01R Includes 2740 mAh battery, battery door, handstrap and stylus.
	High Capacity Battery Kit KT-82600-01R Includes 4400 mAh battery, battery door, handstrap and stylus.
	High Capacity MC3000G Battery Kit KT-93480-01R Includes 4400 mAh battery, battery door, handstrap and stylus.
	Handstrap Button Kit KT-97258-01R Replacement handstrap buttons (250-pack).
	UBC2000 Wall Mount Kit KT-32665-01R Use for mounting UBC2000 onto a wall.










Miscellaneous (continued)

MC9090	
	<p>MC90XX Wall Mounting Bracket KT-61498-01R</p> <p>Order one for Single Slot cradle and one for the SAC9000. Order two for Four Slot Cradles. Order Cradle Bracket separately to attach to the wall mount bracket.</p>
	<p>MC90XX Cradle Bracket KT-61499-01R</p> <p>Order one for Single Slot cradle and one for the SAC9000. Order two for Four Slot Cradles. Attaches to the bottom of the cradle.</p>
	<p>Screen Protector KT-93176-03R</p> <p>Adds an additional level of protection for the MC90XX screen to protect against scratches. (3-pack).</p>
	<p>Stylus Kit KT-81680-50R</p> <p>Replacement gray stylus with tether for MC9090-G (50-pack).</p>
	<p>Stylus Kit KT-81680-03R</p> <p>Replacement gray stylus with tether for MC9090-G (3-pack).</p>
	<p>Stylus Kit 11-43912-03R</p> <p>Replacement gray stylus with tether for MC90XX-K/S (3-pack). Attaches to the handstrap.</p>
	<p>Stylus Kit 11-43912-50R</p> <p>Replacement gray stylus with tether for MC90XX-K/S (50-pack). Attaches to the handstrap.</p>
	<p>Tether Kit 11-42722-03R</p> <p>Contains three tethers for connecting a stylus to the MC906X-K/S and MC909X-K/S.</p>
	<p>Tether Kit 11-42722-50R</p> <p>Contains 50 tethers for connecting a stylus to the MC906X-K/S and MC909X-K/S.</p>
	<p>Stylus Kit KT-85555-03R</p> <p>Replacement yellow stylus for MC90X-K/S (3-pack).</p>










Miscellaneous (continued)

MC9090 (continued)	
	<p>Stylus Kit KT-85555-10R</p> <p>Replacement yellow stylus for MC90X-K/S (10-pack).</p>
	<p>Stylus Kit 160-0362R</p> <p>Replacement dark gray stylus (3-pack).</p>
	<p>Rugged Hand Strap SG-MC9023204-01R</p> <p>Replacement rugged handstrap for the MC906X-S configuration.</p>
	<p>Rugged Hand Strap SG-MC9023204-02R</p> <p>Replacement rugged handstrap for the MC909X-S configuration.</p>
	<p>Belt Clip KT-70147-01R</p> <p>For use with the MC90XX-G only. Attaches to a user's belt.</p>
	<p>Headset 50-11300-050R</p> <p>Wired plug-in headset for superior and convenient use.</p>
	<p>UBC2000 Wall Mount Kit KT-32665-01R</p> <p>Use for mounting UBC2000 onto a wall.</p>
<p>No photo available</p>	<p>Voice Picking Kit KT-104458-01R</p> <p>For use with the MC90XX-K. Includes holster (SG-MC9021110-02R).</p>
<p>No photo available</p>	<p>Voice Picking Kit KT-104458-02R</p> <p>For use with the MC90XX-K. Purchase holster separately.</p>







Miscellaneous (continued)

PPT88xx	
	<p>Screen Protector KT-67526-01R</p> <p>Adds an additional level of protection for the PPT8800 screen to protect against scratches. Package of 3.</p>
	<p>Battery Security Mechanism KT-71077-01R</p> <p>Secures the battery in the the PPT8800 cradles (5-pack).</p>
	<p>Stylus Kit 11-43912-03R</p> <p>Replacement gray stylus with tether (3-pack).</p>
	<p>Stylus Kit 11-43912-50R</p> <p>Replacement gray stylus with tether (50-pack).</p>
	<p>Stylus Kit Stylus-00001-03R</p> <p>Replacement spring-loaded stylus (3-pack).</p>
	<p>Stylus Kit Stylus-00001-10R</p> <p>Replacement spring-loaded stylus (10-pack).</p>
	<p>Stylus Kit 160-0362R</p> <p>Replacement dark gray stylus (3-pack).</p>
	<p>Connector Plug KT-71162-01R</p> <p>Protects the PPT8800 connector (5-pack).</p>
	<p>UBC2000 Wall Mount Kit KT-32665-01R</p> <p>Use for mounting UBC2000 onto a wall.</p>

Miscellaneous (continued)

WT4000	
	<p>Headset Kit KT-85990-01R</p> <p>Cable headset adapter kit with clamshell.</p>
	<p>Screen Protector KT-93765-01R</p> <p>Protects screen from scratches.</p>
	<p>Wall Mount Cradle Bracket 21-86630-01R</p> <p>Use for mounting four-slot cradles onto a wall.</p>
	<p>Desiccant Kit KT-41040-01R</p> <p>Replacement desiccant pack for the RS309 Freezer unit. Includes 2 desiccant packs.</p>
VC5090	
	<p>RAM Mount 21-99288-01R</p> <p>Ram mount assembly for mounting the VC5090 to a fork truck.</p>
	<p>Motion Detector Cable 25-82420-01R</p> <p>Cable that connects the VC5090 and the vehicle accelerator pedal that detects when the vehicle is moving and blanks the screen so that the operator is not distracted while driving.</p>
	<p>Protective Cover for Full Screen Display 90500113-R</p> <p>Protects the screen from scratches. Package of 5 protectors.</p>
	<p>Protective Cover for Half Screen Display 90500114-R</p> <p>Protects the screen from scratches. Package of 5 protectors.</p>
	<p>Locking Kit 90500115-R</p> <p>Spare Locking Hardware Kit.</p>

Miscellaneous (continued)

VC5090 (continued)	
	Mounting Bracket 90500116-R Used for mounting the VC5090 on a fork lift.
	Screw Kit 90500117-R Spare screws for mounting the VC5090.
	Keyboard Cover 90500125-R Protective form fitted cover for keyboard (5 pack).
	Desiccant Pack KT-81524-01R Spare desiccant packs for condensation resistance when the VC5090 is used in freezer applications.
	Desiccant Kit KT-81524-05R Kit of 5 spare desiccant packs for condensation resistance when the VC5090 is used in freezer applications.
	External Keyboard VC5090KYBD-00R Optional USB keyboard for full-screen configurations.



MOTOROLA

motorola.com

Part number BR-CAT-MCD. Printed in USA 08/08. MOTOROLA and the Stylized M Logo are registered in the US Patent & Trademark Office. All other product or service names are the property of their respective owners. ©2008 Motorola, Inc. All rights reserved. For system, product or services availability and specific information within your country, please contact your local Motorola office or Business Partner. Specifications are subject to change without notice.