



Motors for the Long Run!

SB300 Product Catalog

Ready for EISA (Energy Independence & Security Act)
with NEMA Premium® XRI® motors!

XRI®
ENERGY
EFFICIENT
MOTORS

**NEMA
Premium**



Visit us at www.marathonelectric.com

2010

Marathon Electric...


Easy to do business with...24/7/365!!!

ME-Business:



Marathon Electric's new and improved ecommerce site, "ME business", is packed with user-friendly features to help our customers check stock, place orders, track orders and invoices, verify pricing and even has a product search feature when you aren't sure what you need. We've included a number of reports that can easily be exported into Microsoft databases such as Excel.

Marathon Electric Web Site:



Marathon's world-class website is jam packed with tons of information. Navigation is easy and functionality is better than ever.

Consult our website for product selection, technical data, catalogs, literature, and maintenance information...even to locate a distributor.

Use the "Motors" link to obtain information specific to Marathon Electric motors, kits, drives, and modifications. Functions include product search, competitive cross-reference, service locations, warranty information, and the link to ME business.


Other information includes frequently asked questions, how to read a model number, and contact information.

All Available @ www.marathonelectric.com

Try it today!



Marathon Electric...ready for EISA



The world of electric motors is changing at an unprecedented rate. Among these megatrends is a greater emphasis on energy efficiency and environmental stewardship. Marathon Electric has long supported these trends...as exemplified by our products, such as the **XRI**® family of ultra-high efficiency motors introduced in 1986, and our processes, namely our 30+ year practice of recycling steel and a unique sand recovery system in our Wausau foundry.

Electric motor systems account for 23% of all electricity consumed in the U.S. and 70% of all electrical energy in the manufacturing sector. The energy required to operate electric motors spewed a staggering 26 billion metric tons of CO2 emissions into the atmosphere in 2004... expected to grow another 65% by 2030.

It's clear that action is required, so Marathon Electric and other NEMA partners stepped up to support United States Federal legislation to ensure a legacy of health to

those who follow us as well as allow us to become less dependent upon a dwindling supply of fossil fuels. We're proud of the steps we've taken to help our environment and our global economy. Utilities, government bodies and other stakeholders in North American and around the globe have taken similar measures to encourage the use of highly efficient AC motors.

Expect to hear more and more about "EISA" (**E**nergy **I**ndependence and **S**ecurity **A**ct). Electric motors, lighting, buildings, appliances and power transmission grids manufactured in the U.S. will be subject to higher efficiency standards by December, 2010. Marathon Electric's **NEMA Premium**® **XRI**® motors were EISA-compliant more than five years before congressional action was taken. These products, shown in this catalog, are available NOW. Additionally, variations of these designs are available from one of Regal-Beloit's 30+ factories around the globe.

A summary of EISA requirements follows:

Description	Efficiency*
1-200HP, T frame, 2/4/6-Pole, 230 or 460V, 3-Ph, 60 Hz, open	NEMA MG1 Table 12-12
1-200HP, T frame, 2/4/6-Pole, 230 or 460V, 3-Ph, 60 Hz, enclosed	NEMA MG1 Table 12-12
1-200HP, T frame, 2/4/6-Pole, 230 or 460V, 3-Ph, 60 Hz, explosion proof	NEMA MG1 Table 12-12
201-500 HP, 2/4/6-Pole, <600V, open or enclosed	NEMA MG1 Table 12-11
U frame	NEMA MG1 Table 12-11
Design C	NEMA MG1 Table 12-11
Close-coupled pump	NEMA MG1 Table 12-11
Fire Pump motors	NEMA MG1 Table 12-11
Footless motors	NEMA MG1 Table 12-11
Vertical Solid Shaft, normal thrust	NEMA MG1 Table 12-11
8-Pole (900 RPM @ 60 Hz)	NEMA MG1 Table 12-11
Multi-speed (based on highest HP & associated pole/RPM)	NEMA MG1 Table 12-11
3-Ph, 60 Hz, with voltages less than 600 but not 230 or 460	NEMA MG1 Table 12-11
Intermittent duty	NEMA MG1 Table 12-11
3-Ph, 50 Hz, all voltages	Not subject to EISA
60/50 Hz rated motors subject to EISA if operated at 60 Hz	
TEBC and DPFV not subject to EISA	

*NEMA Table 12-12 refers to NEMA Premium, see page 279. Table 12-11 generally refers to EPAAct levels, see page 278.

In preparation for EISA, we encourage you to evaluate electric motors in your facilities, products and supply chains to determine how you may be individually impacted. Then contact your nearest Marathon Electric representative or distributor to help ensure you'll have an adequate supply of compliant product on December 19, 2010.

Marathon Electric, and our parent company Regal-Beloit, are committed to exceeding our customers' expectations with innovative solutions that deliver real value, while employing e-tools and Lean Six Sigma practices that enhance our ability to serve our valued customers around the globe.

Table of Contents

	Page No.		Page No.
EIAS Readiness	1	Severe Duty	
General Information		Blue Chip® Severe Duty, Rigid Base, EPAct Efficiency.....	60
Nameplate Information.....	5	Blue Chip® Severe Duty, Rigid Base, NEMA Premium® XRI® Efficiency.....	61
Model number nomenclature.....	6	Blue Chip® Severe Duty IEEE-841, Rigid Base, NEMA Premium® XRI® Efficiency.....	66
Doing business with Marathon Electric.....	7	Medium Voltage - NEMA Premium® XRI® Efficiency.....	79
Operation, Maintenance and Storage.....	8	575 Volt (refer to appropriate product section)	
Service and Warranty.....	9	Hazardous Duty™, Division 1 Explosion Proof, Class I only, Groups C (as noted), D	
Submittal data.....	9	Blue Chip®, Rigid Base, EPAct Efficiency.....	70
Application Information		Hazardous Duty™, Division 1 Explosion Proof, Class I and II, Groups D, F, G	
Agency Information.....	11	Blue Chip® Severe Duty, Rigid Base, EPAct Efficiency, C-Face Footed (Rigid Base).....	75
Mechanical and Electrical considerations.....	11	Hazardous Duty™, Division 1 Explosion Proof, Class I and II, Groups C (as noted), D, F, G	
Hazardous Duty™ overview.....	12	Steel frame, Rigid Base, Standard and EPAct Efficiencies....	72
Terminology.....	15	Blue Chip® Severe Duty, Rigid Base, EPAct Efficiency.....	73
Formulas and Conversion factors.....	16	Blue Chip® Severe Duty, Rigid Base, NEMA Premium® XRI® Efficiency.....	77
Variable Speed Information		C-Face Footless, Standard Efficiency.....	76
Guidelines for general purpose motors on VFD.....	17	Black Max® Vector Duty Explosion Proof, C-Face Footed (Rigid Base).....	84
Application considerations.....	18	Blue Max® Vector Duty Explosion Proof with Encoder, C-Face Footed (Rigid Base).....	86
		575 Volt (refer to appropriate product section)	
NEMA MOTORS (AC Induction)		Hazardous Duty™, Division 2/Zone 2 Totally Enclosed, Class I	
General Purpose Single Phase (NEMA Service Factor)		Blue Chip®, Severe Duty, Rigid Base, NEMA Premium® XRI® Efficiency.....	61
Dripproof		Blue Chip® Severe Duty IEEE-841, Rigid Base, NEMA Premium® XRI® Efficiency.....	66
Rigid Base.....	21	Medium Voltage - NEMA Premium® XRI® Efficiency.....	79
Extended Thru-Bolt, Split Phase, Steel endshield.....	22	Inverter (Vector) Duty: "MAX"-series AC Variable Speed motors	
Resilient Base (Single and Two-Speed).....	24	microMAX® Totally Enclosed, C-Face Footless and C-Face Footed (Rigid Base).....	81
C-Face Footless.....	27	Max-Plus (with Encoder), Totally Enclosed, C-Face Footed (Rigid Base).....	82
C-Face Footed (Rigid Base).....	28	Black Max® Totally Enclosed, C-face Footed (Rigid Base).....	83
Totally Enclosed		Blue Max® Totally Enclosed, Rigid Base and C-Face Footed (Rigid Base).....	85
Rigid Base.....	29	Black Max® Explosion Proof, C-Face Footed (Rigid Base).....	84
C-Face Footless.....	31	Blue Max® Explosion Proof, with Encoder, C-Face Footed (Rigid Base).....	86
C-Face Footed (Rigid Base).....	32	Blue Max® Brakemotor, Totally Enclosed, C-Face Footed (Rigid Base).....	87
C-Face Footed (Removable Base) - Four in One.....	33	NEMA MOTORS (Permanent Magnet DC)	
Hazardous Duty™ Division 1 Explosion Proof, Class I and II, Groups C (as noted), D, F, G		SCR Rated, Totally Enclosed, C-Face Footed (Removable Base).....	88
Rigid Base and Resilient Base.....	34	Washdown, SCR Rated, Totally Enclosed, C-Face Footed (Removable Base).....	89
C-Face Footless and C-Face Footed (Rigid Base).....	35	Low Voltage, Totally Enclosed, C-Face Footed (Removable Base).....	89
Special Purpose Single Phase (1.0 Service Factor)		IEC METRIC MOTORS (AC Induction)	
Dripproof		General Purpose Three Phase	
Rigid Base.....	23	Totally Enclosed	
Resilient Base.....	25	Globetrotter® - B3 mount.....	90
General Purpose Three Phase		Globetrotter® - B14 and B35 (flange) mount.....	92
Dripproof		Flange Kits.....	210
Rigid Base, 50 Hz, Standard Efficiency.....	179		
Rigid Base, Standard and EPAct Efficiencies.....	36		
Rigid Base, NEMA Premium® XRI® Efficiency.....	41		
C-Face Footless.....	43		
C-Face Footed (Rigid Base), EPAct Efficiency.....	44		
Medium Voltage - NEMA Premium® XRI® Efficiency.....	79		
575 Volt (refer to appropriate product section)			
Totally Enclosed			
Rigid Base, Standard and EPAct Efficiencies.....	45		
Rigid Base, NEMA Premium® XRI® Efficiency.....	56		
Blue Chip®, Rigid Base, Standard and EPAct Efficiencies.....	48		
Blue Chip®, Rigid Base, NEMA Premium® XRI® Efficiency.....	58		
C-Face Footless.....	51		
C-Face Footed (Rigid and Removable Base).....	53		
C-Face Footed (Rigid Base), NEMA Premium® XRI® Efficiency.....	59		
575 Volt (refer to appropriate product section)			

	Page No.		Page No.
Definite Purpose Motors			
Aggregate Duty	166	Condenser Fan/Heat Pump, PSC, Open Air Over, Thru-Bolt, All-Angle.....	139
Air Compressor	166	Condenser Fan/Heat Pump, PSC, Open Air Over, Resilient Ring, Thru-Bolt.....	140
Automotive Duty		Condenser Fan/Heat Pump, PSC, Open Air Over, Rigid Base, Shaft Up or Horizontal.....	139
U-Frame: GM 7EQ and GM 7EH.....	167	Condenser Fan/Heat Pump, Three Phase, Open Air Over, Belly Band/Resilient Ring, Shaft Up or Horizontal.....	142
U-Frame: GM 7EQ, GM 7EH, Ford EM-1, and Chrysler NPEM-100.....	168	Commercial Condenser Fan/Heat Pump, PSC, Open Air Over, Belly Band, Shaft Up.....	140
T-Frame: GM 7E-TA (Blue ChipR Severe Duty IIEEE-841, Rigid Base, NEMA Premium® XRI®.....	66	Commercial Condenser Fan/Heat Pump, PSC, Resilient Base, Shaft Up or Horizontal.....	141
T-Frame: Ford EM-1 (Blue Chip®, Severe Duty, Rigid Base, NEMA Premium® XRI®.....	61	Commercial Condenser Fan/Heat Pump, Three Phase, Dripproof, Belly Band, Shaft Up.....	141
Brakemotors		Exhaust Ventilator, Single Phase, Dripproof, C-Face Footless - Single and Two Speed.....	151
Single Phase, Totally Enclosed, C-Face Footed (Removable Base).....	93	Exhaust Ventilator, Single Phase, Explosion Proof, C-Face Footless.....	35
Three Phase, Totally Enclosed, Rigid Base.....	93	Fan & Blower - Direct Drive, ME-CAN-DO multi-horsepower.....	157
Three Phase, Totally Enclosed, C-Face Footless.....	93	Fan & Blower - Direct Drive, PSC, Open Air Over, Resilient Ring.....	144
Three Phase, Totally Enclosed, C-Face Footed (Removable Base).....	94	Fan & Blower - Direct Drive, PSC, Open Air Over, Resilient Ring, Thru-Bolt mount.....	143
Blue Max® Vector Duty Brakemotor, C-Face Footed (Rigid Base).....	87	Fan & Blower - Direct Drive, PSC, Open Air Over, Extended Thru-Bolt, 460 Volt.....	144
Brake kits: Four-in-One and Black Max.....	211	Fan & Blower - Direct Drive, PSC, Open Air Over, Torsion Flex mount.....	144
Commercial Laundry	171	Fan & Blower - Direct Drive, PSC, Open Air Over, Belly Band Thru-Bolt, Double Shaft.....	145
Cooling Tower		Fan & Blower - Split Phase, Dripproof, Resilient Base - Single and Two Speed.....	146
Single-Speed, Blue Chip® Severe Duty, Three Phase, Totally Enclosed, Rigid Base.....	60	Fan & Blower - Capacitor Start, Dripproof, Resilient Base - Single and Two Speed.....	148
Two-Speed, Blue Chip® XRI® Severe Duty, Three Phase, Totally Enclosed, Rigid Base.....	172	Fan & Blower - Split Phase and Capacitor Start, Totally Enclosed, Resilient Base - Single and Two Speed.....	149
Farm Duty / Agricultural		Fan & Blower - Single Phase, Explosion Proof, Resilient Base.....	34
Aeration Fan, Single Phase, TEAO, Rigid Base (see HVAC/Air Moving section).....	136	Fan & Blower - Three Phase, Dripproof, Resilient Base - Single and Two Speed.....	150
Fan - Single Phase Capacitor Start, TEAO, Rigid Base - High Efficiency.....	97	Fan & Blower - Three Phase, TEAO, Resilient Base.....	149
Fan - Single Phase, TEAO, Resilient Base-Thru Bolt.....	98	Furnace Blower (see Fan & Blower motors)	
Fan - PSC, TEAO, Resilient Base-Thru Bolt - Variable Speed.....	97	Furnace Blower - PDO mount.....	151
Fan - Single Phase, TEAO, Direct Drive-Thru Bolt - Single and Two Speed.....	100	Kiln Duty.....	175
High Torque, Single Phase, TEFC, Rigid Base.....	95	ME-CAN-DO (Multi-Horsepower), Condenser Fan, PSC, TEAO, Thru-Bolt.....	156
High Torque, Single Phase, TEFC, C-Face Footed (Rigid Base).....	95	ME-CAN-DO (Multi-Horsepower), Fan & Blower - Direct Drive, PSC, Open Air Over, Resilient Ring, Thru-Bolt.....	157
Extra-High Torque Chore Motor®, Single Phase, TEFC, Rigid Base.....	96	Two-Speed, One-Winding and Two-Winding, Variable Torque, Three Phase, Dripproof, Rigid Base..	173
Auger Drive, Single Phase, TEFC, N-Flange.....	96	Oil Burner, PSC, 48M flange mount.....	152
Crop Dryer, Single Phase, Dripproof/Air Over, Rigid Base..	99	Oil Burner, Split Phase and Capacitor Start, 48M and 48N flange mount.....	152
Crop Dryer, Three Phase, Dripproof/Air Over, Rigid Base..	99	Oil Burner, Split Phase and Capacitor Start, 56C Footless Oil Burner, Three Phase, C-Face Footless (see also Centrifugal Pump, Three Phase).....	153
Grain Stirring, Single Phase, TEFC, Rigid Base.....	97	Pedestal Fan, PSC, TEAO, Yoke Mount.....	165
Incubator/Hatchery Vent Fan, PSC, TEAO, Thru-Bolt.....	100	Refrigeration Fan - Single Phase.....	154
Center Pivot Irrigation, Three Phase, TEFC, with Drip Cover.....	100	Refrigeration Fan - Three Phase (see also Condenser Fan/Heat Pump, Three Phase)....	154
HVAC motors (Air Moving)		Transformer Cooling Fan, TEAO, Single Speed, Rigid Base.....	155
Aeration Fan (see also Farm/Ag Duty).....	136	Unit Heater Fan, PSC, TEAO, Resilient Base.....	155
Attic Fan.....	136	OEM replacement aftermarket motors.....	158
Centrifugal Fan.....	137		
Circulator Pump, Single Phase, Dripproof - see also Pump/Fluid Handling section.....	155		
Condenser Fan/Heat Pump, "ME-CAN-DO" multi-horsepower.....	156		
Condenser Fan/Heat Pump, PSC, Dripproof, Resilient Ring, Thru-Bolt.....	140		
Condenser Fan/Heat Pump, PSC, Open Air Over, Thru-Bolt, Shaft Up or Horizontal.....	137		
Condenser Fan/Heat Pump, PSC, Open Air Over, Thru-Bolt, Shaft Down.....	138		

Table of Contents

	Page No.
Definite Purpose Motors Continued	
Instant Reversing	
Single Phase Capacitor Start and PSC, Dripproof and Totally Enclosed	174
Kiln Duty	
Multi-Speed	175
Two-Speed, One-Winding and Two-Winding, Variable Torque, Three Phase, Dripproof, Rigid Base	173
Oil Well Pump	
Pressure Washer	176
Single Phase, Dripproof, Rigid Base and C-Face Footed (Rigid Base)	177
Single Phase, Totally Enclosed, Rigid Base and C-Face Footed (Rigid Base)	178
Pump motors (Fluid Handling)	
Carbonator Pump, Split Phase, Dripproof	107
Centrifugal Pump (Jet Pump), Single Phase, Dripproof, C-Face Footless, 56C/56J	109
Centrifugal Pump (Jet Pump), Single Phase, Dripproof, C-Face Footed (Rigid Base), 56J	109
Centrifugal Pump (Jet Pump), Single Phase, Totally Enclosed, C-Face Footless, 56C/56J	109
Centrifugal Pump (Jet Pump), Three Phase, Dripproof, C-Face Footless, 56C/56J	110
Centrifugal Pump (Jet Pump), Three Phase, Dripproof, C-Face Footed (Rigid Base), 56J	110
Centrifugal Pump (Jet Pump), Three Phase, Totally Enclosed, C-Face Footless, 56C/56J	111
Centrifugal Pump (Jet Pump), Three Phase, Totally Enclosed, C-Face footed (Removable Base), 56J	111
Circulator Pump, Single Phase, Dripproof - see also HVAC/Air Moving section	155
Close Coupled Pump, JM, Single Phase, Dripproof, C-Face Footed (Rigid Base)	112
Close Coupled Pump, JM, Single Phase, Totally Enclosed, C-Face Footed (Rigid Base)	112
Close Coupled Pump, JM, Three Phase, Dripproof, C-Face Footless (Vertical) and C-Face Footed (Rigid Base)	113
Close Coupled Pump, JM, Three Phase, Totally Enclosed, C-Face Footed (Rigid Base)	117
Close Coupled Pump, JP, Single Phase, Dripproof, C-Face Footed (Rigid Base)	118
Close Coupled Pump, JP, Three Phase, Dripproof, C-Face Footless (Vertical) and C-Face Footed (Rigid Base)	119
Close Coupled Pump, JP, Three Phase, Totally Enclosed, C-Face Footed (Rigid Base)	122
Fire Pump, Three Phase, Dripproof, Rigid Base	123
Jet Pump (single compartment) - See Centrifugal Pump ..	109
Jet Pump, Two-Compartment, Single Phase, Dripproof, C-Face Footless, 56C/56J	108
Jet Pump, Two-Compartment, Single Phase, Dripproof, Square Flange	108
Oil Well Pump	176
Pool (Above-Ground), Spa and Jetted Tub, Single Compartment, Single Phase, Dripproof, Rigid Base, Single and Two Speed	125
Pool (Above-Ground), Spa and Jetted Tub, Single Compartment, Single Phase, Dripproof, C-Face Footless	125
Pool (Above-Ground), Spa and Jetted Tub, Two Compartment, Single Phase, Dripproof, Rigid Base, Single and Two Speed	126
Pool (In-Ground), Spa, Single Compartment, Single Phase, Dripproof, Square Flange, Single and Two Speed ..	127
Pool (In-Ground), Spa, Two-Compartment, Single Phase, Dripproof, Square Flange, Single and Two Speed	128
Pool (In-Ground), Spa, Single Compartment, Single Phase, Dripproof, C-Face Footless, 56C/56J	129

	Page No.
Pool (In-Ground), Spa, Two-Compartment, Single Phase, Dripproof, C-Face Footless, 56C/56J, Single and Two Speed	130
Pool (In-Ground), Spa, Three Phase, Dripproof, C-Face Footless, 56C/56J and Square Flange	131
Sump Pump, Split Phase, Dripproof	107
Vertical Solid Shaft P-Base, Three Phase, Dripproof	132
Vertical Solid Shaft P-Base, Three Phase, Totally Enclosed ..	134
Washdown - Painted and Stainless Steel	
PowerWash™ XT Washdown Duty, Single Phase, C-Face Footless	101
PowerWash™ Washdown Duty, Single Phase, C-Face Footed (Rigid Base)	101
PowerWash™ XT Washdown Duty, Three Phase, Rigid Base	102
PowerWash™ XT Washdown Duty, Three Phase, C-Face Footless	103
PowerWash™ XT Washdown Duty, Three Phase, C-Face Footed (Rigid Base)	104
PowerWash™ SXT Washdown Duty, Three Phase, Stainless, C-Face Footless	105
PowerWash™ SXT Washdown Duty, Three Phase, Stainless, C-Face Footed (Rigid Base)	105
PowerWash™ SXT Washdown Duty, Three Phase, Stainless/BISSC, C-Face Footed (Rigid Base)	106
DC Permanent Magnet, SCR Rated, Totally Enclosed, C-Face Footed (Removable Base)	89
Woodworking/Power Tool	
50 Hertz	179
SpinMaster® AC Adjustable Speed Drives	
SpinMaster® (IP20)	180
SpinMaster® Plus (IP20)	181
SpinMaster® Vmax (IP20)	183
SpinMaster® (IP20) - Product Comparisons	184
SpinMaster® (IP20) - Accessories	185
SpinMaster® Micro (NEMA 1)	186
SpinMaster® PowerWash (NEMA 4, 4X and 12)	187
SpinMaster® (NEMA 1, 4, 4X, and 12) - Accessories	189
SpinMaster® (NEMA 1, 4, 4X, and 12) - Product Comparisons	190
Modifications through MOD Central	
Accessory Kits	205
Promotions	222
"Specials are our Specialty"	225
Index	
Catalog to Model Number	228
Model to Catalog Number	250
Terms and Conditions of Sale	
Warnings and Cautions	276
EISA - Frequently Asked Questions	
NEMA MG-1 Table 12-11	
EPAct Efficiencies	278
NEMA MG-1 Table 12-12 NEMA	
Premium® Efficiencies	279
MAX Family Product Line Comparison	
Footnotes	Flip Out
Blue Chip® Product Line Comparison	
IEC Quick Reference	
Dimensional Chart	Flip Out
NEMA Quick Reference	
Dimensional ChartBC

General Information

MARATHON ELECTRIC

Since 1913, Marathon Electric's name has been recognized for engineering excellence, custom-designed products and an extensive product line of industrial quality motors. Available in all popular enclosures from 1/12 HP through 3000 HP and in a variety of mounting configurations, Marathon Electric's unique designs provide more ways in which to add accessories, such as blowers, brakes and encoders, to our motors than anyone else in the motor business. Our state-of-the-art lab facilities are equipped and staffed with the finest resources available to ensure successful utilization of our products. Finally, as the preferred supplier of motors to most of the top drive manufacturers in North America, we have what it takes to be a leader in understanding the interaction of drives as they are applied with AC induction motors.

WEBSITE AND E-COMMERCE

Information can be accessed instantly, any time of the day on ME-business. Marathon customers can sign-up for ME-business by contacting their sales representative.

ME-business can be accessed through: **www.marathonelectric.com.**



- Stock Availability
- Order Status
- Shipping Information
- Invoice Information
- Product features and performance data

Marathon Electric Nameplate Information - HOW TO READ A MARATHON ELECTRIC NAMEPLATE

The nameplate is the key to selecting the proper replacement motor.

marathon electric
WAUSAU, WISCONSIN 54401 U.S.A.

XRI
HIGH EFFICIENCY

MARINE DUTY
IEEE45
USCG
IEEE841
NEMA Premium
API RP14F

MODEL AN 256THFNA9026ABL
PART NO 5
TYPE TFS 7
ENCL TFEC 13
MTH/YR MFG. 12/2003 18
ALTITUDE 1000M/3300 FT
HZ 60 21
HP 20 23
F.L.AMPS 24.1 25
PF(COS) 84.0 27
NOM EFF 93.0 29
SHAFT END BEARING 45BC03XPP30X 30

DES. B 8
RISE 65°C 14

PH 3 9
INS CL F 10
DUTY CONT 11
MAX AMB 40°C 12

IP 56 15
IC 41 16
CODE G 17

WT/LBS 412 19
WT/KG 187 20
HZ 50
VOLTS 400

HP 15
KW 11
F.L.AMPS 21.5
PF(COS) 82.0
RPM 1775 28
NOM EFF 93.0
OPP. END BEARING 50BC02XPP30X 31

MTG. F1 3
FRAME 256T 4

CSAAT
EEV102077

UL
E49747

CE

CSA
LR21839

CC003A

FOR USE ON PWM VFD 10:1 VT, 20:1 CT, 1.0 SF.

CSA CERTIFIED FOR CLASS I, GROUP A, B, C, D, DIV. 2/ZONE 2 GROUP IIA, IIB, IIC; TEMPERATURE CODE T3 @ 1.0SF OR T2B @ 1.15SF ON SINE-WAVE POWER, OR T2D @ 1.0SF ON PWM TYPE VFD POWER.

CSA Verification Mark - Complies with CSA's Energy Efficiency Verification Service and their Standard C390 - C390 is the Canadian efficiency equivalent of EPAct.

Underwriters Laboratories, Inc. UL Recognized Component Mark
UL file #

CE (Conformité Européene) Marking
This mark signifies the motor complies with the European Low Voltage Directive.

CSA Mark - Certified by the Canadian Standards Association
CSA file #

CC# - Compliance Certification Number as per assigned by the Department of Energy. Motors meeting EPAct efficiencies or higher will have this number.

Motor Specifications (Example)

Agency Symbols

- | | |
|---|--|
| <ol style="list-style-type: none"> 1. MODEL - The ID number 2. DATE CODE - The month and year manufactured 3. MTG. - Mounting 4. FRAME - The size & mounting 5. PART NO. - Customer part number 6. SER. - Serial number 7. TYPE - Electrical type 8. DES. - Code by NEMA or IEC 9. PH - Electrical phase usually 1 or 3 10. INS CL - Insulation Class 11. DUTY - Time rating under load 12. MAX AMB - The allowable surrounding air temperature 13. ENCL - Enclosure (i.e. TEFC) 14. RISE - The temperature rise over ambient expressed in degrees Celsius when the motor operates at nameplated HP or KW 15. IP - Inherent Protection of the enclosure to solids and liquids as defined by IEC 34-5 16. IC - Inherent Cooling 17. CODE - NEMA locked-rotor KVA 18. MTH/YR MFG. - Month and year motor was manufactured | <ol style="list-style-type: none"> 19. WT/LBS - Motor weight in pounds 20. WT/KG - Motor weight in kilograms 21. HZ - Input frequency of the power supply, usually 50 or 60 HZ 22. VOLTS - Voltage rating of the motor at the operating frequency 23. HP - Rated horsepower the motor will produce 24. KW - Rated output in watts 25. F.L. AMPS - The rated load current expressed in amps at nameplated horsepower with nameplate voltage and frequency 26. S.F. - Percentage of the rated horsepower the motor can safely operate at: Example: 1.15 SF (115% of rated HP) 27. PF / COS - Power Factor / Cosine is the ratio of actual power to the apparent power 28. RPM - Full load speed at rated frequency 29. NOM EFF - Average Efficiency 30. SHAFT END BEARING - Manufacturer drive end bearing number 31. OPP. END BEARING - Manufacturer opposite drive end bearing number 32. SHAFT END BRG - Drive end bearing size 33. OPP - Opposite drive end bearing size |
|---|--|

General Information

HOW TO READ A MODEL NUMBER:

Each Marathon Electric motor carries a model number that can be used to define some of the motor's physical and electrical characteristics.

Example (For Fractional): 1PC48C17D2000AP

This is a breakdown of the model on the nameplate:

<u>1</u>	<u>P</u>	<u>C</u>	<u>48</u>	<u>C</u>	<u>17</u>	<u>D</u>	<u>2000</u>	<u>A</u>	<u>P</u>
1	2	3	4	5	6	7	10	11	12

This is a breakdown of the model in the catalog:

<u>48</u>	<u>C</u>	<u>17</u>	<u>D</u>	<u>2000</u>
4	5	6	7	10

Example (For Integral): 2QA215TBDR A7076ALL

This is a breakdown of the model on the nameplate:

<u>2</u>	<u>Q</u>	<u>A</u>	<u>215T</u>	<u>B</u>	<u>D</u>	<u>R</u>	<u>A</u>	<u>7076</u>	<u>AL</u>	<u>L</u>
1	2	3	4	5	7	8	9	10	11	12

This is a breakdown of the model in the catalog:

<u>215T</u>	<u>B</u>	<u>D</u>	<u>R</u>	<u>A</u>	<u>7076</u>
4	5	7	8	9	10

- Date Code** - Year of Manufacture (Not shown in catalog listings.)
- Thermal Protection** (Not shown in catalog listings.)

UL Recognized Motor Protector <u>Combination</u>	UL Recognized Motor <u>Construction</u>
--	---

Automatic Reset	Automatic Reset	Automatic Reset
Q	Yes	Yes
S	No	No
U	No	Yes
W	#	Yes
Manual Reset	Manual Reset	Manual Reset
P	Yes	Yes
Z	No	Yes
X	No	No
None	None	None
V	No	Yes

Motor protector combination is U.L. recognized only if motor is used in direct drive fan duty application, and is under locked rotor condition, or is running under no-load condition.

- Date Code** - Month of Manufacturer (Not shown in catalog listings.)
- NEMA Frame Size** - (Integral motors - T and U designate standard shaft, TS and US designate short shaft)

5. Electrical Type

Single Phase:

- A = Permanent split capacitor
- B = Capacitor start, capacitor run
- C = Capacitor start, induction run
- N = Split phase start, capacitor run
- S = Split phase

Three Phase:

- T = Three phase
- H = Inverter Duty/IEEE841 Inverter Duty
- V = Medium Voltage

DC Power:

- E = Permanent Magnet DC

6. RPM or Speed at 60 Hz (Fractional Only)

- 34 = 2-Pole, 3600 rpm
- 17 = 4-Pole, 1800 rpm
- 11 = 6-Pole, 1200 rpm
- 8 = 8-Pole, 900 rpm

7. Enclosure

- D = Dripproof
- E = Explosion proof, non-ventilated
- F = Totally enclosed, fan cooled
- G = Explosion proof, fan cooled
- O = Open
- P = Partial
- S = Semi-enclosed
- T = Totally enclosed, non-ventilated
- V = Washdown, non-ventilated
- W = Washdown, fan cooled

8. Frame Construction

Integral

Fractional (where applicable)

- L = Aluminum (Full Frame)
- Y = Aluminum (Full Frame)
- Z = Aluminum (High Mount Down Frame)
- H = Aluminum - Sourced
- R = Rolled Steel (Full Frame)
- W = Rolled Steel (Full Frame)
- X = Rolled Steel (High Mount Down Frame)
- B = Rolled Steel - Sourced
- S = Cast Iron (Full Frame)
- N = Cast Iron (Full Frame)
- P = Cast Iron (High Mount Down Frame)
- C = Cast Iron - Sourced
- D = Stainless Steel
- B = Rolled Steel - Sourced
- D = Stainless Steel - Sourced
- U = Frameless - Sourced

9. Style Letter (A, B, C, etc. indicate redesign)

10. Sequence Number

11. Minor Modification Letter(s)

Fractional - 1 letter; Integral - 2 letters

12. Manufacturing Code - A code for the factory where the motor was manufactured.

General Information

HOW TO READ A MODEL NUMBER: Continued

Example ("harmonized" motor design):

A	B	C	D	E	F	G	H
5	KH	3	6	K	G	142	X

A. Rotating Device

B. Type of Winding

- KH - Split Phase
- KC - Capacitor Start, Induction Run
- K - Polyphase
- KCP - Permanent Split Capacitor
- KCR - Capacitor Start, Capacitor Run

C. Lamination Size

- 3 - 48 frame, 4 - 56 frame

D. Length of Frame

	48 frame	56 frame
2	5.17	5.73
3	5.42	6.63
4	None	None
5	5.80	7.11
6	6.23	None
7	6.63	7.63
8	7.23	8.44
9	Spec.	Spec.

E. Stack Length

A - 5/8"	F - 1-1/4"	L - 1-7/8"	S - 3.0"
B - 3/4"	G - 1-3/8"	M - 2.0"	T - 3-1/4"
C - 7/8"	H - 1-1/2"	N - 2-1/4"	U - 3-1/2"
D - 1.0"	J - 1-5/8"	P - 2-1/2"	W - 4.0"
E - 1-1/8"	K - 1-3/4"	R - 2-3/4"	Q - Spec.

F. Sequence Number

G. Current Revision (blank if original)

H. Type of Overload

- X - UL Auto running & locked rotor
- Y - UL Manual running & locked rotor
- S - UL Auto locked rotor
- T - Non-UL Auto running & locked rotor
- U - Non-UL Manual running & locked rotor
- V - Thermostat
- W - UL Motor Parts

ORDERING INFORMATION

When ordering, please include the model number, catalog number, description of the motor, quantity, shipping and billing instructions. For pricing of non-stock motors, or if you need assistance in selecting the proper motor, please contact your nearest Marathon Electric sales representative or local Marathon Electric Distributor. **All prices and data are subject to change without notice.**

CANCELLATIONS AND RETURNS

Stock Product

Stock product can be returned for credit as defined herein. Equipment must be in original packaging, unused in "as shipped" condition and is **limited to products currently maintained in stock inventory**. The quantity returned cannot exceed Marathon Electric's normal stock quantity level. All motors returned must have date codes no older than 18 months from date of manufacture. The minimum restocking charge is 15% of the original net purchase price. Modified and build to order motors cannot be returned for credit. Return freight charges are the responsibility of the customer returning the motor for credit. **No returns will be accepted without prior authorization.**

Non-stock Product Cancellation policy:

Cancellation charges for non-stock orders received and entered will be determined based on the percentage of completion in the engineering and manufacturing process, accounting for all costs plus a reasonable profit. Marathon Electric's determination of the cancellation charges shall be conclusive.

DISCOUNTS AND MULTIPLIERS

Except as noted, all prices in this catalog are list prices. 200 and 575 volt 3 phase ratings utilize the same list price as 230/460 volt. NEMA short shaft (TS) utilize the same list price as standard shaft (T). Contact Marathon Electric for special bearing systems, including all requirements for sleeve or roller bearing. For your discount and multiplier, contact your local Marathon Electric sales representative or local Marathon Electric Distributor.

MODIFICATION/ACCESSORIES

See the Modification/Accessories Sections for more information on modifications to create special motor variations.

General Information

STOCK, NON-STOCK AND BUILD UP MODELS

Standard motors listed in this catalog, as indicated with a star (*) next to the catalog number, are normally in stock. There is no minimum order quantity or minimum billing charge associated with stock motors, unless stated otherwise in your quotation or agreement with Marathon Electric.

Production of non-stock catalog models and all build-up models is subject to minimum order quantities or setup charges listed below.

48-140 Frame = 25 piece minimum
 180-210 Frames = 5 piece minimum or \$200 set-up/model
 250-320 Frames = 5 piece minimum or \$300 set-up/model

Build-up motors must be thoroughly described at time of order, and/or associated with a formal quotation issued by Marathon Electric. **Inclusion of product features for similar motors documented in this catalog should not be assumed.**

SERVICE

For service on any Marathon Electric motor, contact your nearest Marathon Electric Authorized Service Station. For a complete listing of all domestic and foreign service stations, refer to Marathon Electric's brochure, SB112, or www.marathonelectric.com.

OPERATION AND MAINTENANCE

For information on operation and maintenance, please consult the manual or card shipped with your new motor. Additional copies of "Installation, Operation & Maintenance Instructions" (brochure SB181) are available upon request or through our web site, www.marathonelectric.com.

STORAGE PROCEDURES

In the event that long-term storage of motors is required, Marathon Electric recommends the following precautions and procedures. This information is also contained in "Installation, Operation and Maintenance Instructions" (SB181).

A. Keep motors clean

1. Store indoors
2. Keep covered to eliminate airborne dust and dirt.
3. Cover openings for ventilation, conduit connections, etc., to prevent entry of rodents, snakes, birds and insects.

B. Keep motors dry

1. Store in a dry area indoors
2. Temperature swings should be minimal to prevent condensation.
3. Space heaters are recommended to prevent condensation.
4. Treat unpainted flanges, shafts and fittings with a rust inhibitor.
5. Check insulation resistance before putting motor into service.

C. Keep bearings lubricated

1. Once per month, rotate shaft several turns to distribute grease in bearings.
2. If unit has been stored more than one year, add grease before start-up (refer to lubrication procedure).

DIMENSION DRAWINGS

See Table of Contents for the dimension section in this catalog, www.marathonelectric.com or request certified drawings through your Marathon Electric Sales Engineer, Representative or local Marathon Electric Distributor.

General Information

WARRANTY

Marathon Electric warrants Fractional and Integral motors to be free from defects in materials and workmanship and to conform to Marathon's written specifications.

Motor Type	Warranty Period from Date of Installation*	Warranty Period from Date of Manufacture*
Standard Warranty for any product not shown below	12	18
Medium Voltage	12	18
EPAct compliant (aluminum, steel & cast iron frame)	24	30
Blue Chip Severe Duty Explosion Proof	24	30
Blue Max®, Black Max®, & microMax™ Inverter Duty	36	42
All XRI® (NEMA Premium®) incl. ODP, Blue Chip, Severe Duty, Explosion Proof, etc.	36	42
U-Frame Automotive Duty	60	66
Blue Chip IEEE-841	60	66

* Warranty period shown is in months, and is valid for whichever period expires first.

Note: Brake discs are considered a normal maintenance item and are not covered under warranty.

For more information, on Marathon Electric's warranty policy, refer to the "Terms and Conditions of Sale" (MPN411) in the back of this catalog.

SUBMITTAL DATA

Mechanical and electrical submittal data is available on many stock catalog motors through our website www.marathonelectric.com by following the three steps listed on the next page. All other submittal data is available upon request when accompanied by a purchase order for the specified motor, **subject to the following additional charges**

SUBMITTAL CHARGE SCHEDULE

TYPE	ELEMENTS	NET/EA
BASIC (.PDF format)	Nameplate data Motor characteristics Performance data Outline drawing External connection diagram	No-Charge
	Add for .dxf or .dwg format	\$25
BASIC-PLUS (.pdf format)	All "BASIC" elements, tailored to specific order.	\$75
	"Cut sheets" of installed accessories	
ADDITIONAL ITEMS (.pdf formats)	Add for .dxf or .dwg format	\$25
	Speed/Torque curve	\$50
	Torque capability curve	\$50
	Commercial (end of line) test results (not available for West Plains motors)*	\$50
	Certificate of conformance	\$100
	Thermal damage curve (48-326T frame)	\$500 + cost of additional motor
Thermal damage curve (364T-6805 frame)	\$1500 +cost of additional motor	

* Does not imply retesting

Application Information

AGENCY LISTINGS

UL and CSA

Marathon Electric's Fire Pump and Explosion Proof motors are UL Listed. Other motor types are UL Recognized, including models with inherent overheating protection as noted (i.e. thermally protected models). Marathon motors are also CSA Certified for both explosion proof and non-explosion proof enclosures.

AC Motors

Non-Explosion Proof	UL File No.	CSA File No.
NEMA 48-449 Frame	E49747	LR2025
All 5K type models numbers	E46035	MC236833
NEMA 500 and 5000 Frame	—	LR2025*
IEC 63-90 Frame	E49747	LR2025
IEC 100-280 Frame	E49747	LR2025*
Thermally Protected motors	E6312	LR2025
Thermally Protected 5K motors	E14133	MC236833
Insulation Systems	E37900	LR2025
* Does not include coverage for use with VFD		
* Domestic product only		
Explosion Proof	UL File No.	CSA File No.
NEMA 56-326 Frame	E12044	LR47504
NEMA 364-449 Frame	E12044	LR21839
Fire Pump Motors	UL File No.	CSA File No.
NEMA 143-510	EX5190	LR2025
Class I, Division 2/Zone 2	UL File No.	CSA File No.
NEMA 48-449, 5000 Frame	—	LR21839
European ATEX Zone 2	Intertek Certificate No.	
NEMA 143-449, IEC 112-280	ITS06ATEX45370	

PMDC Motors

Non-Explosion Proof	UL File No.	CSA File No.
NEMA 56-145	E49747	E49747

CE (Conformity Europeenne)

CE marking on the nameplates of Marathon Electric motors is available upon request. Note that only the "Low Voltage" Directive applies to electric motors. Contact a factory representative for details. Non-explosion proof microMAX™, BlackMax® and BlueMax® (TENV and TEFC) standard (catalog) models have the CE Mark on the nameplate.

ATEX Directive (ATmospheres EXplosibles)

Mandatory by law, the European Union (EU) Directive 94/9/EC requires that electric motors for use in explosive atmospheres carry the CE mark, notified body identifier, Ex symbol, equipment group and category, plus the date code. See "European Installations" for additional details, located on the next page.

NEMA (National Electrical Manufacturers Ass'n)

Marathon Electric motors are manufactured in accordance with all applicable areas of NEMA standards in MG1-2006. When applied in accordance with the "Guidelines for Application of Three Phase Motors on Variable Frequency Drives", **Marathon Electric motors are in full compliance with NEMA MG1-2006, Part 31, Section 4.4.2**, as pertaining to voltage spikes. 460 volt motors must withstand voltage spikes of up to 1426 volts; 575 volt motors must withstand spikes up to 1788 volts. See "Insulation Systems" for additional detail on this subject.

Commitment to RoHS and WEEE European Directives

European Directive 2002/95/EC "Restriction of Use of Certain Hazardous Substances" (RoHS) and Directive 2002/96/EC "Directives on Waste Electrical and Electronic Equipment" (WEEE) were enacted to control the amount of certain hazardous substances contained in products shipped into the E.U. Restricted substances include lead, mercury, cadmium, hexavalent chromium, polybrominated biphenyls and polybrominated dipheynl ethers.

The scope of products covered, affecting motors, is:

- Large household appliances
- Small household appliances
- IT and telecommunications equipment
- Consumer equipment
- Electrical and electronic tools (except large scale stationary and industrial tools)
- Toys, leisure and sports equipment
- Automatic dispensers

The Directives do not currently apply to medical devices, monitoring and control instruments, spare parts for the repair or reuse of electrical and electronic equipment placed on the market before July 1, 2006, and most military and state security equipment.

Regal Beloit Corporation worked closely with suppliers to assure that product falling within the scope of these Directives meets the specified levels of these substances. The Directives took affect July 1st, 2006 however many products were converted in May and June. The products converted are motors in NEMA frame size 145 and below, both AC and DC motors with the following exceptions:

- Sleeve bearing motors
- Brake motors in 56-145 frame **will have to be ordered specifically as RoHS compliant.**
- **Some motors with specialty electro-mechanical components.**

BEARINGS

FRAME SIZE	STANDARD TYPE	COMMENTS
48	Shield Ball	
56 - 145T	Sealed Ball	
182 - 444T	Double Shield Ball	
284 - 449TS	Single Shield Ball	
445T - 6805	Double Shield Ball	Direct - coupled loads
445T - 6805	Roller (DE)/Ball	Belted loads

* **Beltting data must be provided on all belted applications**

Standard horizontal motors can be mounted in a vertical shaft down orientation (except brakemotors). Contact a factory representative for shaft up mounting arrangements.

Motors for use in vertical shaft up or shaft down configurations must be reviewed by Engineering before ordering.

Continued on next page.

Application Information

Marathon Electric motors employ the use of Mobil POLYREX[®] EM grease, a specially formulated bearing grease designed for electric motors. POLYREX[®] EM provides superior lubricity, durability and resists corrosion, rust and washout. POLYREX[®] EM is a registered trademark of Mobil Corporation.

Maximum safe mechanical speed capability is a function of bearing size, type and grease selection, as well as rotor balance specifications. Consult the "Maximum Safe Mechanical Speed Limits" chart in the "Overspeed Capability" section.

Note that these values do not imply maximum constant horsepower RPM.

EFFICIENCY

The efficiency of a motor is the ratio of its useful power output to its total power input and is usually expressed in a percentage. Marathon Electric offers standard, high efficient EPAct, and NEMA Premium[®] efficient (XRI) ratings. Standard efficiency motors may only be used on applications that are exempt from legislated efficiencies. The high efficient motor line is in compliance with the Energy Policy Act of 1992 (EPAct) and/or Canadian efficiencies as set by NRCAN. The Energy Independence and Security Act of 2007 (EISA07) will become law on December 19, 2010, requiring current EPAct-compliant motors to meet NEMA Premium[®] efficiencies, and most EPAct-exempt motors to meet EPAct levels. XRI Premium efficient motors in this catalog meet NEMA Premium[®] unless otherwise noted.

The XRI[®] line is a premium efficiency line, which exceeds mandated efficiencies of EPAct and /or NRCAN. Unless otherwise noted, XRI[®] premium efficient motors in this catalog meet NEMA Premium[®] the newly promoted efficiency levels by NEMA and the Consortium for Energy Efficiency (CEE).

ELECTRICAL TYPE/STARTING METHOD

Motors in this catalog are capacitor start, split phase, permanent split capacitor, or three phase. Capacitor Start motors have high starting torque, high breakdown torque, and relatively low starting current. Split phase motors have medium starting torque and medium starting current. Permanent split capacitor motors have low starting torque and low starting current. Three phase motors have high starting, extra breakdown torque, and typically very low starting current. Single phase motors cannot be applied on variable frequency drives with three phase output.

ENCLOSURE AND METHOD OF COOLING

Marathon Electric motors are available in various enclosures; Dripproof (DP), Dripproof Force Ventilated (DPFV), Totally Enclosed Fan Cooled (TEFC), Totally Enclosed Non-Ventilated (TENV), Totally Enclosed (TEAO) and Totally Enclosed Blower Cooled (TEBC). Application conditions will determine the type of motor enclosure required.

Dripproof motors have open enclosures and are suitable for indoor use and in relatively clean atmospheres. Dripproof motors have ventilating openings constructed so that drops of liquid or solid particles falling on the machine at an angle of not greater than 15 degrees from the vertical cannot enter the machine.

Totally enclosed motors are suitable for use in humid environments or dusty, contaminated atmospheres. Totally enclosed non-ventilated motors are NOT cooled by external means. Totally enclosed fan cooled motors are cooled by external means that are part of the motor but not in the internal workings of the motor. Totally enclosed air over motors are sufficiently cooled by external means, provided by the customer.

HAZARDOUS DUTY™

Hazardous Duty™ motors are totally enclosed (fan cooled or non-ventilated) motors designed for applications in hazardous atmospheres containing explosive gases and/or combustible dusts.

North American installations

North American standards for electric motors generally fall into one of two divisions. Division 1 Explosion Proof motors are UL Listed in accordance with NFPA Class I (Flammable Gases) or Class II (Combustible Dusts) and Groups (gases or dusts), depending upon the atmosphere. Division 2 motors are CSA Certified and are marked similarly to Division 1 equipment. Inverter Duty motors through 449T frames are CSA Certified for use in Division 2 locations.

European installations

Motors for hazardous locations in Europe must meet a different set of standards and require different markings than those of North America. CENELEC sets the standards for equipment in hazardous locations for Europe. Motors for use in explosive atmospheres in Europe are often referred to as flameproof (Zone 1) or non-sparking (Zone 2) motors. These motors must comply with the ATEX Directive. The ATEX Directive covers all electrical equipment used in explosive atmospheres. To ensure compliance with the Directive, equipment must meet the essential ATEX requirements and carry the CE mark on the nameplate. Other information required on the nameplate includes the Ex symbol, group & category, Ex protection method, gas group, and temperature code, example (Ex) II 3 G Ex nA IIC T3).

The tables on the next page describe Marathon Electric's capabilities by Area Classification and by Temperature Code.

IEC DEGREES OF PROTECTION vs. MARATHON ELECTRIC'S STANDARD CONSTRUCTION

The enclosure terminology for an IEC motor is a combination of the IP (Ingress Protection) and IC (Inherent Cooling) codes. Each number in the IP code stands for a different degree of protection.

- IP12 - Dripproof
- IP22 - Dripproof with screens, or die cast aluminum bracket
- IP43 - Totally Enclosed
- IP54 - Totally Enclosed Severe Duty
- IP55 - Totally Enclosed Severe Duty with V-Ring Shaft seals, and/or "Smart Ring" rotating shaft seal and Neoprene gaskets
- IP56 - Totally Enclosed Severe Duty with rotating Shaft seals (eg. Inpro/Seal VBX bearing isolator) and Neoprene gaskets

Application Information

Marathon Electric Hazardous Duty Motor Area Classification Chart

Class I Area Classification (Flammable Gases, Vapors or Mists)				Class II Area Classification (Combustible Dusts)			
North America		Europe - ATEX (Category G - Gases)		North America		Europe - ATEX (Category D - Dusts)	
Division 1 Explosion Proof	Division 2 TEFC & TENV	Zone 1 Flameproof	Zone 2 Non-Sparking	Division 1 Explosion Proof	Division 2	Zone 21 Flameproof	Zone 22 Non-Sparking
Group A ^①	Group A	Contact Marathon Electric for ATEX Zone 1 capabilities	Group IIC, Category G	-	-	-	-
Group B ^②	Group B		Group IIC, Category G	-	-	-	-
Group C	Group C		Group IIB, Category G	-	-	-	-
Group D	Group D		Group IIA, Category G	-	-	-	-
-	-	-	-	Group E ^①	-	Category D	Category D
-	-	-	-	Group F	Group F ^①	Category D	Category D
-	-	-	-	Group G	Group G ^①	Category D	Category D

- Group is not applicable to that Division or Zone, or is not defined.
- ① Group is not available from Marathon Electric.
- ② Contact factory representative for availability.

APPLICATION INFORMATION

Marathon Electric Hazardous Duty Motor Temperature Code Chart

	TEMPERATURE CODES		Division 1 Explosion Proof/Zone 1 Flameproof		Division 2/Zone 2 Non-Sparking
			Class I Area Classification (Flammable Gases, Vapors or Mists)	Class II Area Classification* (Combustible Dusts)	Class I Area Classification (Flammable Gases, Vapors or Mists)
Temp.	UL/CSA	ATEX	Division 1/Zone 1	Division 1/Zone 21	Division 2/Zone 2
280°C	T2A	T2(280)	Explosion Proof - Class I, Group D (Group C as noted)		
260°C	T2B	T2(260)			XRI® Severe Duty & IEEE-841 @ 1.15 S.F., Class I, Groups A,B,C,D (Sine wave power)
215°C	T2D	T2(215)			Available through Marathon's Mod Central on Totally Enclosed EPIAct, XRI®, XRI® Severe Duty or IEEE-841 @ 1.0 S.F. on PWM VFD, Class I, Groups A, B, C, D
200°C	T3	T3			Available through Marathon's Mod Central on Totally Enclosed EPIAct, XRI®, XRI® Severe Duty or IEEE-841 @ 1.0 S.F., Sine wave power Class I, Groups A, B, C, D
165°C	T3B	T3(165)	Explosion Proof - Class I, Group D (Group C as noted), Sine wave or PWM power	Explosion Proof - Class II, Groups F & G, Sine wave or PWM power	
160°C	T3C	T3(160)	Available through Marathon's Mod Central on Explosion Proof - Class I, Group C & D @ 1.0 S.F. - Contact Factory	Available through Marathon's Mod Central on Explosion Proof - Class II, Group F & G @ 1.0 S.F. - Contact Factory	
135°C	T4	T4	ATEX compliant motors	ATEX compliant motors	

* Class II, Division 2 motors are not available from Marathon Electric.

Division I & II ambient range is -25°C to +40°C

ATEX ambient range is -20°C to +40°C

Consult Marathon Electric for higher ambients.

Application Information

INSULATION SYSTEMS

Class B – General Purpose motors that employ Class B insulation systems have a total temperature rating of 130°C and maximum allowable temperature rise of 80°C at 1.0 S.F.

Class F – Motors with a Class F system have a total temperature rating of 155°C, with a maximum temperature rise of 105°C at 1.0 S.F. Many Marathon Electric designs utilize a Class F system but limit temperature rise to no higher than “B” rise, providing thermal “headroom” for longer insulation life.

Class H – Class H insulated motors have a total temperature rating of 180°C and maximum allowable temperature rise of 125°C. All Marathon Electric motors that employ a Class H system are designed to operate between “B” and “F” rise, giving the user a generous thermal cushion.

“**CR200**” – Corona Resistant, 200° rated magnet wire is utilized in numerous general purpose and inverter duty motor designs to extend insulation life under the rigors of steep fronted voltage spikes, common with today’s IGBT inverters. Refer to page 14 for product lines that employ the use of CR200 magnet wire.

Motors with the CR200 insulation system can be operated at up to 475 feet from the drive on 460 volt systems, at 3 KHz carrier frequency. For other voltages and/or carrier frequency combinations, contact a factory representative.

MAX GUARD® – All Black Max®, Blue Max®, Blue Chip®, XRI® Severe Duty and XRI®-841 (IEEE841) motors feature the MAX GUARD® insulation system, either in conjunction with Class F or Class H materials. Combining corona-resistant magnet wire (CR200) with our patented “low stress” winding configuration and uncompromising quality standards, MAX GUARD® delivers long, dependable motor life under the adverse thermal and dielectric stresses imposed by IGBT-based variable frequency drives. **MAX GUARD® surpasses the requirements of NEMA MG1-2006, Part 31, Section 4.4.2.**

460 Volt (or lower) motors equipped with MAX GUARD® can be operated at any distance from the drive and at any carrier frequency. 575 Volt motors can be operated at up to 650 feet cable length at 3 KHz.

MOUNTING

Most Marathon Electric motors are designed for horizontal mounting (shaft parallel with ground), unless designed otherwise, such as Vertical P Base motors. As a general rule, a horizontal motor can also be mounted in a vertical shaft down orientation. Horizontal motors should never be mounted in a vertical shaft up orientation without consulting your application engineer, as this practice can cause damage to the motor, which is not covered under warranty. Brakemotors should not be mounted vertically (up or down), unless the brake has been specifically designed for such.

NEMA SERVICE FACTOR RATINGS

The table below lists the NEMA service factors for single phase, dripproof motors. Totally enclosed and explosion proof motors have 1.0 service factor except where noted.

Single Phase

NEMA SERVICE FACTOR @ RPM LISTED

HP	3600	1800	1200	900
1/12	1.4	1.4	1.4	1.4
1/8	1.4	1.4	1.4	1.4
1/6	1.35	1.35	1.35	1.35
1/4	1.35	1.35	1.35	1.35
1/3	1.35	1.35	1.35	1.35
1/2	1.25	1.25	1.25	1.15
3/4	1.25	1.25	1.15	1.15
1	1.25	1.15	1.15	1.15
1.5 & Up	1.15	1.15	1.15	1.15

OVERLOAD PROTECTION

There are four choices in protection: manual (inherent type), automatic (inherent type), thermostats, and none. A manual overload must be physically reset to restart the motor. An automatic thermal overload will stop the motor when it is overloaded or overheated and restart it after the motor has cooled down. None means the motor has no protection. Thermostats are embedded in the winding and connected to the motor starter control circuit. Marathon Electric’s standards are normally closed thermostats, one per phase.



A motor with an automatic reset protector must not be used where automatic restarting (after motor cool-down) would endanger personnel or equipment. Such applications should use a manual reset protector.

PHASE/POWER SUPPLY

Is the power supply three phase or single phase? Most home and farm applications require single phase motors, while most factories, large commercial and industrial users require three phase motors. Single phase motors can be used on three phase systems. Three phase motors, however, cannot be operated from single phase systems. Motor damage will result.

ROTATION

Most motors in this catalog are reversible by electrical reconnection or by physical orientation. Marathon Electric’s standard rotation from the factory for single phase motors is counterclockwise, when viewing the opposite shaft end of the motor

SPEED/RPM

3600, 1800, and 1200 are the most common 60 HZ synchronous speeds with full load speed equivalents of 3450, 1725, and 1150.

APPLICATION INFORMATION

Application Information

TERMINOLOGY

Ambient Temperature – Temperature of the medium, such as air, water or earth, into which the heat of the equipment is dissipated.

Ampere (AMP) - A measure of the rate of current through the motor.

Base Speed – Nameplate rating where the motor will develop rated HP at rated load and voltage. With AC systems, it is commonly the point where 60 Hz is applied to the induction motor.

Breakaway Torque – The torque required to start a machine from standstill.

Breakdown Torque (BDT) – The maximum torque that an AC motor will develop with rated voltage applied at rated frequency while rotating.

Cogging – A condition in which a motor does not rotate smoothly but “steps” or “jerks” from one position to another during shaft revolution. Cogging is most pronounced at low motor speeds and can cause objectionable vibrations in the driven machine.

Continuous Duty – The continuous rating is the maximum constant load that can be carried continuously without exceeding established temperature rise limitations under prescribed conditions of load and within the limitations of established standards.

Definite Purpose Motor – Any motor design, listed and offered in standard ratings with standard operating characteristics and mechanical construction, for use under service conditions other than usual or for use on a particular type of application (NEMA).

Duty Cycle – The relationship between the operating and resting times or repeatable operation at different loads and/or speeds.

Efficiency – Ratio of power output to power input indicated as a percentage. In motors, it is the effectiveness with which a motor converts electrical power into mechanical power.

Frequency – Number of cycles per second of alternating current 60HZ used primarily in the United States, 50HZ normally used overseas.

Full Load Torque (FLT) – The torque necessary to produce rated horsepower at full load speed.

General Purpose Motor – This motor has a continuous duty rating and NEMA A or B design, listed and offered in standard ratings with standard operating characteristics and mechanical construction for use under usual service conditions without restriction to a particular application or type of application (NEMA).

Inertia – A measure of a body’s resistance to changes in velocity, whether the body is at rest or moving at a constant velocity. The velocity can be either linear or rotational. The moment of inertia (WK^2) is the product of the weight (W) of an object and the square of the radius of gyration (K^2). The radius of gyration is a measure of how the mass of the object is distributed about the axis of rotation. WK^2 is usually expressed in units of lb-ft².

Intermittent Duty – A motor that never reaches equilibrium temperature, but is permitted to cool down (to ambient temperature) between operations. For example, a crane, hoist or machine tool motor is often rated for 15, 30 or 60 minute duty.

Load Sharing – An application condition in which two or more similar-sized AC Induction motors are mechanically connected to each other and powered from the same inverter. Optimum load sharing is achieved with higher slip (NEMA Design B or C) motors.

Locked Rotor Current (LRA) – Steady state current taken from the line with the rotor at standstill, at rated voltage and frequency. This is the current when starting the motor and load across the line.

Locked Rotor Torque (LRT) – The minimum torque that a motor will develop at rest for all angular positions of the rotor, with rated voltage applied at rated frequency.

No Load (Conditions) – The state of a machine rotating at normal speed under rated conditions, but when no output is required from it.

Power Factor – Power factor is the ratio of real power (kW) to total kVA, or the ratio of actual power (W) to apparent power (volt-amperes).

Reactance – The opposition to the flow of current made by an induction coil or a capacitor. Performance data expresses stator reactance as X1 and rotor reactance as X2.

Resistance – The opposition to voltage or current in an electrical circuit. Performance data expresses stator resistance as R1 and rotor resistance as R2.

Rotor – The rotating member of a machine with a shaft.

Service Factor (SF) – When used on a motor nameplate, a number which indicates how much above the nameplate rating a motor can be loaded intermittently without causing serious degradation (i.e. a motor with 1.15 SF can produce 15% greater torque than one with 1.0 SF, within temperature constraints).

Application Information

TERMINOLOGY

Shock Load – The load seen by a clutch, brake or motor in a system that transmits high peak loads. This type of load is present in crushers, separators, grinders, conveyors, winches and cranes.

Slip – The difference between the speed of the rotating magnetic field (synchronous speed) and mechanical rotational speed (rotor speed) of AC induction motors. Usually expressed as a percentage of synchronous speed.

Special Purpose Motor – A motor with special operating characteristics, special mechanical construction, or both, designed for a particular application and not falling within the definition of a general purpose or definite purpose motor (NEMA).

Speed Range – The minimum and maximum speeds at which a motor must operate under constant or variable torque load conditions. A 50:1 speed range for a motor with top speed of 1800 RPM means the motor must operate as low as 36 RPM and still operate within specifications.

Starting Torque – The torque exerted by the motor during the starting period.

Stator – The stationary portion of the magnetic circuit and the associated windings and leads of a rotating machine.

Synchronous Speed – The speed of an AC induction motor's rotating magnetic field. It is determined by the frequency applied to the stator and the number of magnetic poles present in each phase of the stator windings. Mathematically, it is expressed as Sync Speed (RPM) = 120 x Applied Frequency (Hz)/Number of Poles per phase.

Torque – A turning force applied to a shaft, tending to cause rotation. Torque is normally measured in "pound-feet" and is equal to the force applied times the radius through which it acts.

Torque-to-Inertia Ratio – The rated motor torque divided by its rotor inertia. Helps determine a motor's ability to accelerate loads and/or respond to commands from a drive to change speed or direction.

FORMULAS & CONVERSION FACTORS

$$\text{Torque (lb-ft)} = \frac{\text{HP} \times 5250}{\text{RPM}}$$

$$\text{HP} = \frac{\text{Torque (lb-ft)} \times \text{RPM}}{5250}$$

$$\text{Synchronous RPM} = \frac{120 \times \text{Frequency}}{\# \text{ Poles}}$$

$$\text{Ohms} = \text{Volts} / \text{Amperes} (R = E/I)$$

$$\text{Amperes} = \text{Volts} / \text{Ohms} (I = E/R)$$

$$\text{Volts} = \text{Amperes} \times \text{Ohms} (E = IR)$$

$$\text{Newton-meters (torque)} = 1.3558 \times \text{lb-ft}$$

$$\text{Pound-feet (torque)} = .7376 \times \text{Newton-meters}$$

$$\text{Horsepower} = 746 \text{ watts} (.746 \text{ KW})$$

$$\text{Kilowatts (KW)} = 1.341 \times \text{Horsepower}$$

$$\text{Temperature (° Celsius)} = 5/9 \times (°\text{F} - 32)$$

$$\text{Temperature (° Fahrenheit)} = (9/5 \times °\text{C}) + 32$$

Variable Speed Operation

Guidelines for Application of General Purpose, Three Phase, Single Speed Motors on Variable Frequency Drives Meets NEMA MG1-2006 Part 30 and Part 31 Section 4.4.2 Unless stated otherwise, motor nameplates do NOT include listed speed range.

ENCLOSURE	EFFICIENCY	VARIABLE TORQUE	CONSTANT TORQUE								
		ALL FRAMES	56	143-215		254-286		324-365		404-449	
NEMA Motors		ALL POLES	ALL POLES	2-Pole	4&6 Pole	2-Pole	4&6 Pole	2-Pole	4&6 Pole	2-Pole	4&6 Pole
ODP	Standard (EPAAct exempt)	10:1	2:1	2:1	2:1	Contact Engineering					
	EPAAct compliant	10:1	N/A	2:1	2:1	2:1	2:1	Contact Engineering			
	NEMA Premium (XRI)	10:1	N/A	10:1	10:1	10:1	10:1	10:1	10:1	2:1	2:1
TEFC	Standard (EPAAct exempt)	10:1	2:1	2:1	2:1	Contact Engineering					
	EPAAct compliant	10:1	N/A	2:1	10:1	2:1	10:1	2:1	2:1	2:1	2:1
	NEMA Premium (XRI)	10:1	N/A	2:1	20:1	2:1	20:1	2:1	20:1 (1)	2:1	20:1 (1)
TENV	EPAAct compliant	10:1	N/A	1000:1	1000:1	1000:1	1000:1	1000:1	1000:1	1000:1	1000:1
	NEMA Premium (XRI)	10:1	1000:1	1000:1	1000:1	1000:1	1000:1	1000:1	1000:1	1000:1	1000:1
Washdown TEFC	Standard (EPAAct exempt)	10:1	10:1 (2)	10:1 (2)	10:1 (2)	N/A	N/A	N/A	N/A	N/A	N/A
	EPAAct compliant	10:1	N/A	10:1 (2)	10:1 (2)	N/A	N/A	N/A	N/A	N/A	N/A
Washdown TENV	Standard (EPAAct exempt)	10:1	1000:1	1000:1	1000:1	N/A	N/A	N/A	N/A	N/A	N/A
	EPAAct compliant	10:1	N/A	1000:1	1000:1	N/A	N/A	N/A	N/A	N/A	N/A
Explosion Proof	All efficiency levels	Explosion Proof motors must be properly nameplated with inverter duty information prior to use on VFD. See Marathon catalog pages for specific rating capabilities. Motors with automatic overload protectors cannot be used on VFDs.									
IEC Motors		ALL FRAMES	63-90	100-225							
All Enclosures	All efficiency levels	10:1	20:1	Up to 20:1							

- Notes: (1) 324-449T, 4 & 6 Pole XRI motors are rated for 20:1 C.T. with fan modification; otherwise rated for 2:1 C.T. continuous duty, or 20:1 C.T. 60 minute duty at lowest RPM.
 (2) Washdown TEFC motors are rated for 10:1 C.T. 60 minute duty or 2:1 C.T. continuous duty at lowest RPM. Model numbers beginning with 5K are not suitable for use with Variable Frequency Drives.

Application Notes

Bearing currents	Marathon Electric recommends that any motors used with Variable Frequency Drives be equipped with suitable means to protect the motor bearings from shaft currents caused by common mode voltages inherent with operation on a non-sinusoidal power supply. Marathon Electric offers several options for motors in non-classified (non-hazardous) locations, including ground brushes, insulated bearings and non-contact shaft grounding rings. For more information on ground brushes and bearing currents, see the VARIABLE SPEED OPERATION section. For installation cost and available options, see the MOD CENTRAL section.
Restricted use	DO NOT APPLY THE FOLLOWING MOTORS ON VARIABLE FREQUENCY DRIVES: Single Phase motors, Motors with inherent overload protection, Multi-Speed motors, Motors with 1.0 Service Factor on sine wave power. Fire Pump motors should not be used with variable frequency power supplies, due to the critical nature of these applications.
Hazardous Locations	Consult with Marathon Electric when applying motors and drives into Hazardous Locations, either Division/Zone 1 or Division/Zone 2 areas. UL and CSA policies prohibit the installation of bearing protection devices, such as shaft grounding brushes, rings or insulated bearings on motors in Hazardous Locations.

Maximum Cable Lengths from the Motor to Drive

PRODUCT DESCRIPTION	3 kHz CARRIER FREQUENCY (PHASE TO PHASE)*		
	230 VOLT	460 VOLT	575 VOLT
56-326 NEMA, 100-225 IEC Frames	600 ft.	125 ft.	40 ft.
364-5013 NEMA, 250-315 IEC Frames	1000 ft.	225 ft.	60 ft.
Motors with CR ²⁰⁰ Corona Resistant Magnet Wire	1500 ft.	475 ft.	140 ft.
Motors with MAX GUARD [®] insulation system	Unlimited	Unlimited	650 ft.
Form-wound low voltage motors	Unlimited	Unlimited	650 ft.

* Higher carrier frequencies require shorter cable length to obtain normal (50Khrs) insulation life.

Standard Motor Insulation Systems

CR200 CORONA-RESISTANT MAGNET WIRE	Max Guard*
microMAX inverter duty	Black Max Vector Duty
"4 - in - 1" Three Phase, C-Face with Removable Base	Blue Max Vector Duty
Standard Three Phase stock Brakemotors	Three Phase PowerWash XT and SXT washdown
Blue Chip Severe Duty Explosion Proof,	Blue Chip XRI Severe Duty
EPAAct Efficiency	Blue Chip XRI-841 (IEEE841 compliant)
	Automotive Duty "T" Frame
	Blue Chip Explosion Proof, XRI Premium Efficiency
	Globetrotter IEC Metric motors

Variable Speed Operation

VARIABLE SPEED INFORMATION

Marathon Electric Vector-Duty and Inverter-Duty motors, unless otherwise stated, are rated for continuous operation in a 40°C ambient and for altitudes up to 3300 feet (1000 meters) above sea level. Special application considerations, such as high or low ambient, intermittent ratings, high altitude, duty cycle rated, extended constant horsepower range, special base speed, voltage or frequency, or any other special requirements, should be reviewed by a factory representative.

It is the responsibility of the startup personnel during commissioning of the VFD/motor system to properly tune the drive to the motor for the specific application. The correct voltage boost and volts/hertz settings are application dependent and unique to each motor design. Procedures for these adjustments should be in your VFD user manual. Many Vector Duty and Inverter Duty motors in this catalog are equipped with thermostats; warranty coverage may be denied if they are not properly utilized.

WARNING *Power factor correction capacitors should never be installed between the drive and the motor.*



INVERTER DUTY OR INVERTER RATED

“Inverter Duty” (often called “Inverter Rated”) motors are suitable for use with Variable Frequency Drives, as long as operation is within the application guidelines published in this catalog. In general, Marathon Electric’s three phase, general purpose, NEMA Design B motors are considered “Inverter Duty”, and meet or exceed the requirements of NEMA MG1, Part 30. As required under Federal law, these motors comply with EPCa efficiencies when operating from utility power.

Many of Marathon’s motor product lines have been enhanced to facilitate reliable operation on today’s variable speed drives, including wider constant torque speed range (up to 20:1) and improved insulation systems that withstand voltage spikes common with variable frequency operation.

Inverter Duty (Rated) motors are most often used in 10:1 speed range, variable torque or constant torque applications. A vector control is usually required for operation beyond 10:1 CT.

Refer to “Guidelines for Application of General Purpose, Single Speed Three Phase Motors on Variable Frequency Drives” in this section of this catalog for the allowable speed range and cable length restrictions (from VFD to motor). Additional detail regarding a specific product’s capabilities is available on its catalog page, or by consulting your application engineer.

VECTOR DUTY – “Vector Duty” describes a class of motors that are used in conjunction with Open- (without encoder) or Closed-Loop (with encoder) Vector controls, that provide enhanced performance under low speed operating conditions, or in cases where torque (rather than speed) must be controlled. “Vector Duty” motors can be applied to Volts/Hertz (scalar) drives, as well.

Marathon Electric’s “MAX” family, consisting of Blue Max®, Black Max® and microMAX™ motors, have been specifically designed for optimal operation on vector or volts/hertz controls. These motors feature a wide constant torque (up to 2000:1) and/or constant horsepower (up to 4:1) speed range and are performance-matched to all current technology IGBT drives. Vector Duty motors meet or exceed the requirements of NEMA MG1, Part 31, and are equipped with an enhanced insulation system (MAX GUARD® or CR²⁰⁰) to provide many years of trouble-free service. Consult the catalog page for each product’s capabilities and features. As these motors are specifically designed for operation through an inverter, they are exempt from EPCa legislation. Model numbers contain the letter “H” in the “Electrical Type” field.

VARIABLE TORQUE LOADS – Applications include fans, blowers and centrifugal pumps. Torque varies as the square of the speed, and horsepower as the cube of the speed. Operation below base speed significantly lightens the load on the motor. While most variable torque applications do not require the motor to operate below half speed, the motor is fully capable of operation to zero speed. Operation above base speed significantly adds to the load on the motor; therefore, a factory representative must review applications requiring variable torque above base speed. Refer to the application chart found on page 14 for use of general purpose three phase motors on variable frequency drives. Marathon’s microMAX™, Black Max® or Blue Max® motors are not necessarily required for operation of variable torque loads. A bypass circuit is often employed in Variable Torque applications. If this device is intended to be used, selection of a NEMA Design B motor is recommended, to withstand the inrush current during across-the-line starting.

CONSTANT TORQUE LOADS – Applications include conveyors, elevators, hoists, extruders, positive displacement pumps, mixers and converting equipment. Torque remains constant throughout the range of operation, and extra care should be taken in the proper application of motors, especially at very low speeds. Most constant torque applications don’t require operation below 10:1 (i.e. 6 Hz operation on a 60 Hz motor), but an increasing number of applications historically reserved for servo and/or stepper systems are being served with motors capable of operation beyond 20:1...even up to 2000:1 (zero speed, constant torque). Refer to the application chart found on page 14 for use of general purpose three phase motors on variable frequency drives.

Continued on next page.

Variable Speed Operation

CONSTANT TORQUE LOADS (Cont'd.)

Applications requiring greater than 20:1 C.T. are ideal for microMAX™, Black Max® or Blue Max® motors. These motors provide full rated torque within their listed speed range, without exceeding a Class F temperature rating while under inverter power (many operate at Class B). Ratings in this catalog have been developed, based on extensive testing on IGBT inverters, set at a minimum 3 KHz (or equivalent) carrier frequency.

Vector Duty and Inverter Duty motors from Marathon Electric are designed for operation at 150% of rated load for one minute, up to the base speed of the motor (overload capability declines to 100% as the motor reaches maximum constant HP speed). These motors accommodate constant horsepower operation to 1-1/2 to 2 times base speed, subject to the motor's maximum safe mechanical speed limit. Refer to the Maximum Safe Mechanical Speed Chart, as well as the performance section for each motor's capability.

Motors rated for zero RPM continuous duty (1000:1 or 2000:1) must be powered by vector drives to produce rated torque without overheating. Optimum zero speed and low-speed full torque performance may require a closed loop vector drive (with encoder feedback).

CONSTANT HORSEPOWER LOADS – Applications include coil winders, band saws, grinders, and turret lathes. Operation requires the motor to deliver the same horsepower rating, regardless of shaft speed. Torque increases at low speed and decreases at higher speed. Most general purpose motors can deliver constant horsepower up to 1 1/2 times base speed (consult a factory representative to verify performance). However, many constant HP applications require operation to twice base speed, and some, such as coil winders, up to 4 times base speed. microMAX™, Black Max® and Blue Max® motors are designed for 1 1/2 to 2 times base speed, and the Wide CHP motors, found in Marathon's SB371 Catalog, deliver up to 4 times constant horsepower performance.

BEARING CURRENTS – As stated in NEMA MG1-31.4.4.3, to protect a motor from inverter-sourced shaft voltages, either both bearings must be insulated or the motor shaft must be effectively grounded. Marathon Electric offers several effective means to protect the bearings from inverter sourced EDM (electrical discharge machining). A Shaft Grounding device is standard in Blue Max® motors, in frame sizes 444T and larger. Insulating the motor bearings will not prevent damage to bearings of a connected load, and insulated couplings should be employed to protect the load. Adding a ground brush to a motor with insulated bearings will divert motor shaft currents and help protect the bearings of the connected load. At this time, UL policy prohibits the use of ground brushes or insulated bearings in Hazardous Locations (Div 1 & 2, Zones 1, 2, 21 & 22).

MOTOR GROUNDING - Frames and accessories of all motors must be grounded in accordance with the National Electric Code (NEC) Article 430. Refer to NEC Article 250

for general information on grounding. Proper grounding of inverter-driven motors is essential to protect personnel and livestock from inverter-sourced common mode voltages, which may reach hazardous levels on the frame of ungrounded or poorly grounded motors.

LOW INPUT VOLTAGE – If, due to lower utility supply voltage, the input voltage from the VFD to the motor is lower than the motor's rated voltage, de-rating of the motor's base frequency, horsepower, full load RPM, and constant HP RPM is required. The revised values can be calculated by multiplying by the ratio of the voltage change. For example, to operate a 460 volt motor from an inverter fed by 50 or 60 HZ, 400 volt utility power, the multiplier is 400/460 or 0.87.

The VFD can be reprogrammed to match the new base point values, allowing the motor to provide rated torque at rated current from the new base speed down to its original minimum Constant torque speed. The motor's CHP range will begin at the new base frequency and will be shortened by the same ratio as described above.

OVERSPEED CAPABILITY – Maximum safe mechanical speed capability is a function of bearing size and type, lubrication, rotor balancing technique and specifications, air gap, enclosure, frame construction and connection to the driven load. In addition, consideration must be given to ambient noise levels, as operation above base speed will increase motor noise and vibration, and reduce bearing life. Under no circumstances should bearing hub temperature exceed 100° C. Belted loads should not exceed 60 Hz operating RPM by more than 25% (NEMA "TS" shafts are not suitable for belted loads). Due to external cooling fans, TEFC (and Explosion Proof Fan Cooled) motors are limited to 4000 RPM maximum speed.

Marathon Electric, through extensive testing in our state-of-the-art laboratory and in actual field experience, has developed a number of high speed motors whose maximum safe mechanical speed exceeds the values in the table below. The following table depicts maximum safe speed limits for continuous operation, direct-coupled, non-explosion proof motors, and does not imply constant horsepower capability. Please consult a factory representative for requirements beyond those listed, or for intermittent duty limits.

**Maximum Safe Mechanical Speed Limits
(ODP, TENV, DPFV OR TEBC ENCLOSURES)
60 Hz base frequency**

Frame Size	2-Pole	4, 6 or 8-Pole
56-184	7200	5400
213-256	5400	4200
284-286	5400	3600
324-326	4000	3600
364-365	4000	2800
404-449	3600	2800
5000 Fr	N/A	CALL
6800 Fr	N/A	CALL

VARIABLE SPEED OPERATION

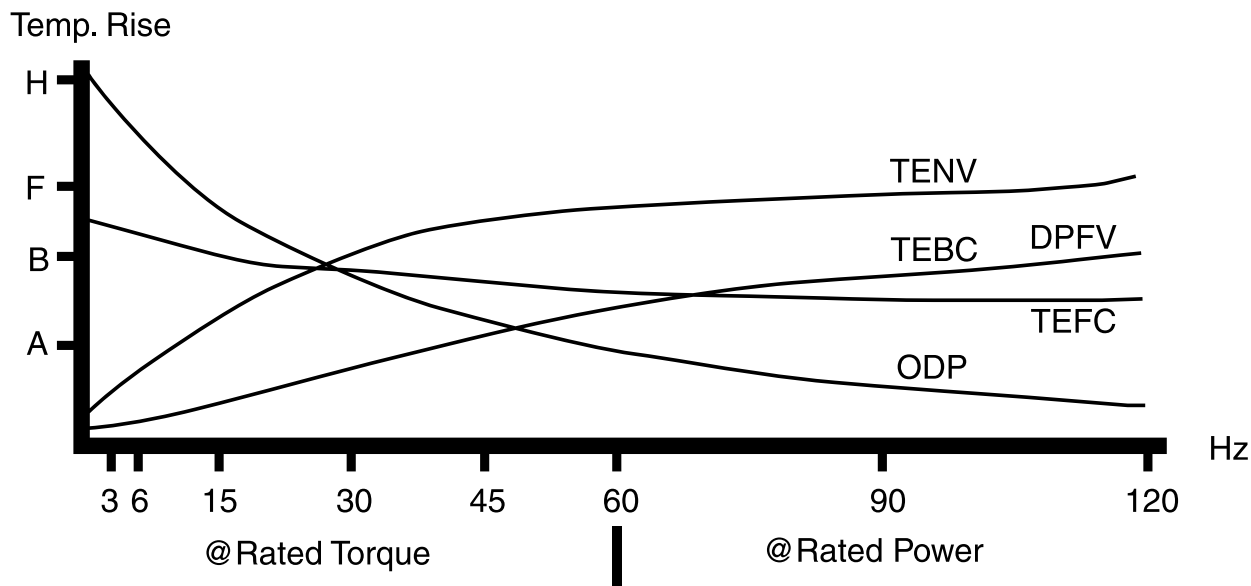
Variable Speed Operation

OTHER APPLICATION CONSIDERATIONS –

For proper selection, the following should be considered:

- Horsepower or torque requirements at various speeds.
- Desired speed range of the load and motor.
- Acceleration and deceleration rate requirements of the process being controlled.
- Starting requirements including the frequency of starting and a description of the load (reflected inertia at the motor, load torque during starting).
- Whether the application is a continuous process or duty cycle of starts, stops and speed changes.
- A general description of the type of application including the environment in which the VFD system components must operate (determines motor enclosure and/or explosion proof classification).
- Description of the available electrical power supply and wiring.
- Special performance requirements, if any.
- Whether the drive will be configured with a by-pass circuit. In case of its deployment, the motor will operate like its fixed speed counterpart and may require a NEMA B design which limits in-rush current, or selection of a larger motor starter or other protective circuitry.
- Load sharing
- Mounting and other mechanical considerations

Typical Temperature Rise Of Various Enclosures



General Purpose, Single Phase

(NEMA Service Factor), Drip-proof



Features:

- Heavy gauge steel constructions
- Ball bearings (except as noted)
- Economical split phase or capacitor start designs, as noted
- Service Factor, as noted
- UL Recognized and CSA Certified

Rigid Base

HP	RPM	VOLTS	FRAME	OVER LOAD	CAT. NO.	MODEL NO.	STOCK	FORMER CAT NO	FORMER MODEL NO.	LIST PRICE	MULT. SYMB.	F.L. AMPS	"C" DIM.	FOOT NOTES
1/6	1800	115	48	AUTO	4349	5KH39QN9537X	*			\$134	F1	3.9	8.94	3,4,7,20
1/4	1800	115	48	NONE	4354	5KH39QN9538	*			\$137	F1	5.1	8.94	3,4,7,20
	1800	115	48	NONE	H239	5KH33FN6	*			\$184	F1	5.6	8.87	3,7,20
	1800	115	48	AUTO	4362	5KH39QN9686X	*			\$141	F1	5.1	8.94	3,4,7,20
	1800	115/208-230	48	MANUAL	G078	48C17D2034	*			\$189	F1	5.0/2.3-2.5	9.84	2,20
	1800	115/208-230	48	NONE	C147	5KC35JN10	*	G076	48C17D2033	\$175	F1	5.2/2.7-2.6	9.25	2,7,20
	1800	115/208-230	48	AUTO	C148	5KC35JN10X	*			\$237	F1	5.2/2.7-2.6	9.25	2,7,20
	1800	115/230	48	AUTO	C145	5KC35JN8X	*			\$212	F1	5.2/2.6	9.57	2,4,7,20
	1500	110/220	48	NONE	C431	5KC36LN18	*			\$257	F1	5.6/2.8	9.66	2,7,20,50
1/3	3600	115/208-230	48	NONE	G091	48C34D2025	*			\$151	F1	4.4/2.2-2.2	10.09	2,20
	1800	115/208-230	48	NONE	C153	5KC36LN30	*			\$251	F1	6.0/3.2-3.0	9.66	2,7,20,68
	1800	115/208-230	48	AUTO	C154	5KC36LN30X	*			\$262	F1	6.0/3.2-3.0	9.66	2,7,20,68
	1800	115/208-230	56	NONE	C158	5KC36LN7	*	G093	56C17D2087	\$212	F1	6.0/3.2-3.0	10.32	2,7,20,68
	1800	100-120/200-240	56	NONE	E253	5KCR46JN0085	*			\$306	F1	4.0-3.8/2.0-1.9	10.77	ES,1,20,68
	1800	115/208-230	56	AUTO	C159	5KC36LN7X	*	G094	56C17D2009	\$220	F1	6.0/3.2-3.0	10.32	2,7,20,68
	1800	115/208-230	56	MANUAL	G095	56C17D2010	*			\$226	F1	6.4/3.0-3.2	10.22	2,20
	1200	115/230	56	NONE	G1096	5KC49PN6070	*	G096	56C11D2032	\$316	F1	8.6/4.3	11.48	2,20,68
1/2	3600	115/230	48	NONE	G1098	5KC36JN266	*	G098	48C34D2023	\$168	F1	7.6/3.8	9.66	2,7,19
	3600	115	56	MANUAL	9031	5KC49MN2043Y	*	D014	56C34D2107	\$201	F1	11.5	11.14	2,17
	3600	115/230	56	MANUAL	C1474	5KC37LN502Y	*			\$248	F1	7.4/3.7	10.72	2,17
	3000	110/220	48	NONE	C459	5KC37MN96	*			\$281	F1	7.8/3.9	10.06	2,7,19
	1800	115/230	48	NONE	C164	5KC37NN15	*			\$311	F1	9.2/4.6	10.40	2,7,19
	1800	110-120/200-240	56	NONE	E262	5KCR46MN0092	*			\$359	F1	5.8-5.6/2.9-2.8	10.77	ES,1,19,68
	1800	115/208-230	56	NONE	C167	5KC49GN0010	*	G910	56C17D2011	\$237	F1	8.8/4.2-4.4	10.38	2,19
	1800	115/230	56	AUTO	C168	5KC49GN0010X	*	G911	56C17D2012	\$259	F1	8.8/4.4	10.38	2,19
	1800	115/230	56	MANUAL	C169	5KC49GN0010Y	*	G912	56C17D2013	\$266	F1	8.8/4.4	10.38	2,19
	1200	115/230	56	NONE	C1263	5KC48UN6073	*	G913	56C11D5301	\$405	F1	9.4/4.7	12.76	2,19
3/4	3600	115/208-230	56	NONE	G915	56C34D2100	*			\$218	F1	9.6/4.4-4.8	10.97	2,19
	3600	115	56	MANUAL	9032	5KC49MN2049Y	*	D015	56C34D2094	\$233	F1	12.5	11.14	2,17
	3600	115/230	56	MANUAL	C1475	5KC37NN501Y	*			\$300	F1	10.2/5.1	10.72	2,19
	1800	100-120/200-240	56	NONE	EG271	5KCR49PN0097	*			\$451	F1	9.0-8.8/4.5-4.4	11.37	ES,1,19,68
	1800	115/208-230	56	NONE	C175	5KC46LN0153	*	G917	56B17D2008	\$297	F1	13.2/6.2-6.6	10.78	2,19
	1800	115/230	56	AUTO	C176	5KC46LN0153X	*	G918	56B17D2009	\$342	F1	13.2/6.6	10.78	2,19
	1800	115/208-230	56	MANUAL	G919	56B17D2010	*			\$324	F1	11.0/5.5-5.5	11.47	1,19
	1800	115/208-230	56	MANUAL	C1298	5KC46NN0758Y	*			\$324	F1	11.2/5.8-5.6	10.34	2,19
	1800	115/230	56	MANUAL	C177	5KC46LN0153U	*			\$363	F1	13.2/6.6	10.78	2,19
	1200	115/230	56	NONE	C178	5KCR49WN6075	*	G930	56C11D5302	\$518	F1	12.6/6.3	13.96	ES,1,18
1	3600	115/208-230	56	NONE	C179	5KC38RN60	*	G932	56B34D2030	\$247	F1	12.4/6.4-6.2	11.04	2,19
	3600	115/208-230	56	AUTO	C180	5KC38RN60X	*			\$316	F1	12.4/6.4-6.2	11.04	2,19
	3600	115/230	56	MANUAL	9033	5KC49NN2050Y	*			\$267	F1	16.0/8.0	11.14	d,2,17
	3600	115/208-230	56	MANUAL	D010	56B34D2029	*			\$267	F1	10.6/5.5-5.3	11.72	1,18
	3600	115/230	56	MANUAL	C702	5KC38RN4153Y	*			\$381	F1	12.8/6.5	11.04	2,18
	1800	100-120/200-240	56H	NONE	E280	5KCR48UN0104	*			\$321	F1	11.8-11.4/5.9-5.7	12.66	ES,1,18
	1800	115/208-230	56	NONE	C181	5KC49PN0161	*	G934	56C17D5303	\$321	F1	13.6/6.7-6.8	11.38	2,18
	1800	115/208-230	56	AUTO	C182	5KC49PN0161X	*	G935	56C17D5304	\$341	F1	13.6/6.6-6.8	11.38	2,18
	1800	115/230	56	MANUAL	C1480	5KC49PN0161U	*	G936	56C17D5305	\$353	F1	13.6/6.8	11.38	2,18
	1800	115/208-230	143T	NONE	C188	5KC49PN0162	*	I110	143TCDR5326	\$321	S1	13.6/6.7-6.8	11.77	2,11,18
	1200	115/230	56H	NONE	C183	5KCR49QN6076	*			\$467	F1	12.6/6.3	14.93	ES,1,18
	1200	115/230	182T	NONE	I1141	182TCDW17079		I141	182TCDR17079	\$537	S1	15.0/7.5	15.72	13,18

SINGLE PHASE

Continued on next page.

General Purpose, Single Phase

(NEMA Service Factor), Dripproof

Rigid Base

HP	RPM	VOLTS	FRAME	OVER LOAD	CAT. NO.	MODEL NO.	STOCK	FORMER CAT NO	FORMER MODEL NO.	LIST PRICE	MULT. SYMB.	F.L. AMPS	"C" DIM.	FOOT NOTES
1 1/2	3600	115/208-230	56	NONE	G937	56B34D2026	*			\$330	F1	14.8/8.0-7.4	11.72	1,18
	3600	115/230	56	MANUAL	C1477	5KC49PN2144Y	*			\$433	F1	16.8/8.4	11.82	2,18
	3600	115/230	56	MANUAL	C704	5KC49PN2521Y	*	D018	56B34D133	\$345	F1	21.3 / 10.6	11.91	2,18
	3600	115/208-230	143T	NONE	I101	143TCDR5303	*			\$342	S1	18.8/9.7-9.4	10.99	2,14,18
	1800	115/230	56	NONE	C1299	5KCR48WN0756Y	*			\$414	F1	13.4/6.7	12.45	ES,1,110
	1800	115/208-230	56H	MANUAL	G951	56C17D5308	*			\$414	F1	18.0/9.3-9.0	12.44	2,14,18
	1800	115/208-230	56H	NONE	C185	5KCR49SN0068	*	G939	56C17D5306	\$382	F1	18.2/9.1-9.1	11.90	ES,1,18
	1800	115/208-230	56H	AUTO	C186	5KCR49SN0068X	*	G950	56C17D5307	\$397	F1	18.2/9.1	11.90	ES,1,18
	1800	115/208-230	145T	NONE	C191	5KCR49SN0065	*	I111	145TCDR5326	\$388	S1	18.2/9.1-9.1	12.30	ES,1,18
1200	115/230	184T	NONE	I1142	184TCDW7076	*	I142	184TCDR7076	\$668	S1	23.0/11.5	15.72	2,13,18	
2	3600	115/230	56	NONE	C187	5KC48TN2169	*	G952	56B34D5321	\$397	F1	21.2 / 10.6	12.66	2,18
	3600	115/230	56	MANUAL	9035	5KCR48TN2650Y	*	D012	56B34D5318	\$432	F1	17.9/8.5	12.76	ES,1,17
	3600	115/230	56	MANUAL	C703	5KC49RN2520Y	*			\$542	F1	23.8/11.8	11.91	2,18
	3600	115/208-230	145T	NONE	I102	145TBDR5302	*			\$408	S1	19.2/10.5-9.6	11.49	1,18
	1800	115/208-230	56HZ	NONE	C193	5KCR49WN0270	*	I118	145TBDR5326	\$405	F1	22.0/10.9-11.0	14.33	ES,1,11,18
	1800	115/208-230	56HZ	AUTO	CG381	5KCR49WN0270T	*			\$520	F1	22.0/10.9-11.0	14.33	ES,1,11,18
	1800	115/208-230	145T	MANUAL	I127	145TBDR5337	*			\$497	S1	18.8/10.2-9.4	13.49	1,11,18
	1800	115/208-230	182T	NONE	I1112	182TCDW7026	*	I112	182TCDR7026	\$453	S1	23.0/12.3-11.5	13.19	2,13,18
	1200	115/208-230	213T	NONE	I143	213TCDW7076	*			\$830	S1	30.0/15.5-15.0	16.55	2,18
3	3600	230	56	MANUAL	9036	5KCR48UN2653Y	*	D013	56B34D5332	\$563	F1	14.5	12.64	ES,1,17
	3600	115/230	145T	NONE	C194	5KCR48TN8062	*			\$571	S1	29.4/14.7	13.13	ES,1,18
	3600	208/230	145T	NONE	I145	145TBDR5303	*			\$442	S1	13.5-12.5	11.99	1,7,17
	3600	115/208-230	182T	NONE	I103	182TCDR7001	*			\$509	S1	32.0/17.5-16.0	13.22	d,2,18
	3600	115/208-230	182T	NONE	I1103	182TCDW7001	*			\$509	S1	32.0/17.1-16.1	13.69	2,13,18
	1800	115/208-230	184T	NONE	I113	184TCDR7026	*			\$529	S1	33.0/17.5	15.22	d,2,18
	1800	115/208-230	184T	NONE	I1113	184TCDW7026	*			\$529	S1	33.5/17.4-16.8	14.21	2,13,18
	1200	230	215T	NONE	I144	215TBDW7079	*			\$1,143	S1	16.0	18.05	1,18
5	3600	230	56H	MANUAL	D017	56B34D5302	*			\$599	F1	20.0	13.94	1,5,18
	3600	208-230	184T	NONE	I104	184TCDR7001	*			\$684	S1	27.0-24.0	14.72	d,2,18
	3600	208-230	184T	NONE	I1104	184BDW17008	*			\$684	S1	24.0-22.0	14.69	2,13,18
	1800	208-230	184T	NONE	I114	184TBDR7026	*			\$642	S1	23.5-21.0	15.72	d,DS,1,18
	1800	208-230	184T	NONE	I1114	184TBDW7026	*			\$642	S1	23.0-21.0	14.71	DS,1,13,18
	1800	208-230	213T	NONE	I117	213TCDW7026	*			\$874	S1	30.5-28.0	16.55	2,18
7 1/2	3600	208-230	184T	NONE	I1108	184TBDW7001	*			\$720	S1	34.0-31.0	16.69	1,13,18
	3600	208-230	213T	NONE	I105	213TCDW7001	*			\$974	S1	40.0-37.0	16.55	2,18
	1800	208-230	215T	NONE	I115	215TBDW7026	*			\$961	S1	37.2-34.5	18.05	1,18
10	3600	208-230	215T	NONE	I106	215TCDW17002	*			\$1,249	S1	51.0-46.0	18.05	2,18
	1800	208-230	215T	NONE	I116	215TBDW7028	*			\$1,237	S1	49.0-44.0	19.30	1,7,18

SINGLE PHASE

Extended Thru-Bolts, Split Phase - Steel endshields

HP	RPM	VOLTS	FRAME	OVER LOAD	CAT. NO.	MODEL NO.	STOCK	LIST PRICE	MULT. SYMB.	F.L. AMPS	"C" DIM.	FOOT NOTES
1/4	1800	115	48Z	NONE	H901	5KH32DNA612	*	\$118	F1	5.1	9.83	9,18,28
	1800	115	48Z	AUTO	H902	5KH32DNA612X	*	\$123	F1	5.1	9.83	9,18,28
1/3	1800	115	48Z	NONE	H903	5KH32FNA611	*	\$122	F1	5.5	9.83	9,18,28
	1800	115	48Z	AUTO	H904	5KH32FNA611X	*	\$126	F1	5.5	9.83	9,18,28
1/2	1800	115	56Z	NONE	H905	5KH36JNA769	*	\$143	F1	8.1	10.89	10,18,28
	1800	115	56Z	AUTO	H906	5KH36JNA769X	*	\$148	F1	8.1	10.89	10,18,28
3/4	1800	115	56Z	NONE	H907	5KH37NNA768	*	\$175	F1	11.2	11.29	10,17
	1800	115	56Z	AUTO	H908	5KH37NNA768X	*	\$180	F1	11.2	11.29	10,17

Special Purpose, Single Phase

(1.0 Service Factor), Dripproof



Features:

- Ball bearings (unless otherwise noted)
- Heavy gauge steel constructions
- 1.0 Service Factor
- Economical split phase or capacitor start designs
- UL Recognized and CSA Certified


Rigid Base

HP	RPM	VOLTS	FRAME	OVER LOAD	CAT. NO.	MODEL NO.	STOCK	LIST PRICE	MULT. SYMB.	F.L. AMPS	"C" DIM.	FOOT NOTES
1/4	1800	115	48	NONE	4351	5KH39QN9542	*	\$105	F1	5.7	8.94	d,3,4,7
	1800	115	48	NONE	S003	48S17D2089	*	\$105	F1	6.0	9.09	3,7
	1500	110/220	48	AUTO	H689	5KH35JN603X	*	\$215	F1	5.2/2.6	9.23	3,7,50
1/3	1800	115	48	AUTO	4380	5KH39QN9681X	*	\$151	F1	6.2	8.94	3,4,7
	1800	115	48	AUTO	S026	48S17D2113	*	\$122	F1	6.6	9.34	3,7
	1800	115	48	NONE	4368	5KH39QN9397	*	\$117	F1	6.2	8.94	3,4,7
	1800	115	48	NONE	S006	48S17D2090	*	\$117	F1	6.6	9.34	3
	1800	115	48	NONE	H229	5KH35HN9	*	\$191	F1	6.8	9.25	3,7
	1800	115/230	48	NONE	S010	48C17D2023	*	\$158	F1	7.0/3.5	9.34	2
	1800	115/230	48	MANUAL	S030	48C17D2027	*	\$189	F1	7.0/3.5	9.34	2
	1800	115/230	48	AUTO	S011	48C17D2024	*	\$166	F1	7.0/3.5	9.34	
	1800	230	48	NONE	4373	5KH39QN9543	*	\$165	F1	3.3	8.94	3,4,7
	1800	115	48Z	NONE	4376	5KH39QN9547	*	\$157	F1	6.2	10.36	3,4,7
	1800	115	56Z	NONE	4372	5KH39QN9546	*	\$161	F1	6.2	8.94	3,4,7
	1800	115	56Z	NONE	H676	5KH35GNA229	*	\$191	F1	6.2	9.57	3,7
	1800	115/230	56	MANUAL	CG095	5KC35JN27Y	*	\$226	F1	6.6/3.3	9.89	d,2
1500	110/220	48	AUTO	H691	5KH36LN488X	*	\$230	F1	7.0/3.5	9.66	3,7	
1/2	1800	115	48	NONE	H696	5KH36LNA504	*	\$227	F1	8.3	9.68	3,7
	1800	115	56	AUTO	9029	5KC49NN0221X	*	\$205	F1	8.7	11.14	2
	1800	115	56	AUTO	S027	56S17D2066	*	\$155	F1	9.2	10.22	3
	1800	115	56	NONE	H230	5KH39QN9091	*	\$149	F1	8.3	10.32	d,3,4,7
	1800	115	56	NONE	S022	56S17D2046	*	\$149	F1	9.2	10.22	3
	1800	115/230	56	NONE	S012	56C17D2098	*	\$195	F1	9.2/4.6	10.22	2
	1800	115/230	56	MANUAL	S033	56C17D2064	*	\$226	F1	9.2/4.6	10.22	2
	1800	115/230	56	AUTO	S013	56C17D2051	*	\$203	F1	9.2/4.6	10.22	2
	1800	115/230	56Z	NONE	CG393	5KC36MN20	*	\$273	F1	8.2/4.1	12.30	2
3/4	3600	115/230	48	NONE	CG111	5KC37LN91	*	\$389	F1	11.2/5.6	10.06	2,7
	1800	115/230	56	MANUAL	S036	56C17D2067	*	\$266	F1	10.4/5.2	11.97	2
	1800	115/230	56	AUTO	S015	56C17D2055	*	\$242	F1	10.4/5.2	11.97	2
	1800	115/230	56	NONE	S014	56C17D2054	*	\$233	F1	10.4/5.2	11.97	2
1	3600	115/230	56Z	NONE	C449	5KC37NN160	*	\$306	F1	13.4/6.7	12.60	2
	1800	115/230	56	MANUAL	S039	56C17D5320	*	\$345	F1	13.6/6.8	10.94	2
	1800	115/230	56	AUTO	S038	56C17D5343	*	\$321	F1	13.6/6.8	10.94	2
	1800	115/230	56	NONE	S037	56C17D5319	*	\$313	F1	13.6/6.8	10.94	2
1 1/2	3600	115/230	56	MANUAL	9034	5KC49NN2044Y	*	\$263	F1	19.0/9.5	11.14	2
2	3600	115/230	56	MANUAL	9035	5KCR48TN2650Y	*	\$432	F1	17/8.5	12.76	ES,1
3	3600	208-230	145T	NONE	I145	145TBDR5303	*	\$442	S1	13.5/12.5	12.49	1
5	3600	230	56H	MANUAL	9038	5KCR49ZN2151U	*	\$599	F1	21.0	15.04	ES,1

SINGLE PHASE

General Purpose, Single Phase

(NEMA Service Factor), Dripproof



Features:

- Ball bearings (except as noted)
- Heavy gauge steel constructions
- Thermal protection, as noted
- Capacitor start design for high starting torque
- Capacitor start/capacitor run design for higher efficiency, as noted
- 48Y and 48YZ have 48/56 Fr mounting holes
- Service Factor, as noted
- UL Recognized and CSA Certified

Resilient Base

HP	RPM	VOLTS	FRAME	OVER LOAD	CAT. NO.	MODEL NO.	STOCK	FORMER CAT NO	FORMER MODEL NO.	LIST PRICE	MULT. SYMB.	F.L. AMPS	"C" DIM.	FOOT NOTES
1/4	1800	115	48	AUTO	CG201	5KC35JN12X	*			\$209	F1	5.2	9.57	4,7,20
	1800	115	48	NONE	C200	5KC35JN12	*			\$204	F1	5.2	9.57	4,7,20
	1800	115/230	48	NONE	G1114	5KC35JN7	*	G114	48C17D2036	\$162	F1	5.2/2.6	9.57	4,7,20
	1800	115/230	48	AUTO	G1115	5KC35JN7X	*	G115	48C17D2018	\$171	F1	5.2/2.6	9.57	4,7,20
	1500	110/220	48	AUTO	C460	5KC36LN19X	*			\$263	F1	5.6/2.8	10.00	7,20,50
1/3	3600	115/230	48	AUTO	C208	5KC35FN51X	*			\$222	F1	6.8/3.4	9.57	7,20
	1800	100-120/200-240	56	AUTO	E254	5KCR46JN0086X	*			\$315	F1	4.0-3.8/2.0-1.9	10.77	ES,1,20,68
	1800	115/208-230	48	NONE	C209	5KC36LN26	*			\$252	F1	6.0/3.2-3.0	10.00	7,20,68
	1800	115/208-230	48	AUTO	C210	5KC36LN26X	*			\$266	F1	6.0/3.2-3.0	10.00	7,20,68
	1800	115/230	56	AUTO	G135	56C17D2088	*			\$207	F1	6.4/3.2	10.22	20
	1800	115/208-230	56	NONE	C215	5KC36LN1	*			\$273	F1	6.0/3.2-3.0	10.32	20,68
	1800	115/208-230	56	AUTO	C216	5KC36LN1X	*	B210	56C17D2100	\$225	F1	6.0/3.2-3.0	10.32	20,68
	1500	110/220	56	AUTO	C457	5KC37NN14T	*			\$319	F1	7.4/3.7	10.72	20,50
	1200	115/230	56	NONE	C1258	5KC49PN6051	*			\$370	F1	8.6/4.3	11.38	20
	1200	115/230	56	AUTO	C548	5KC49PN6051X	*			\$381	F1	8.6/4.3	11.38	20
1/2	3600	115/208-230	48	AUTO	D1110	5KC39QN3220X	*	D110	48C34D2022	\$164	F1	8.2/3.9-4.1	11.00	7,19
	1800	100-120/200-240	56	AUTO	E263	5KCR46MN0054X	*			\$377	F1	5.8-5.6/2.9-2.8	10.77	ES,1,19,68
	1800	115/208-230	56	NONE	B1316	5KC49GN0001	*	B316	56C17D2071	\$242	F1	8.8/4.2-4.4	10.38	19
	1800	115/208-230	56	AUTO	C1153	5KC49GN0022X	*			\$274	F1	8.6/4.1-4.3	10.38	d,19
	1800	115/208-230	56	AUTO	B317	56C17D2072	*			\$280	F1	7.2/3.6	10.47	CF,19,31
	1800	115/230	56	AUTO	CG223	5KC49GN0001X	*			\$294	F1	8.8/4.4	10.38	19
	1800	115/230	56	AUTO	D111	56C17D2079	*			\$246	F1	7.2/3.6	10.72	19
	1800	115/230	56	AUTO	G151	56C17D2025	*			\$246	F1	8.6/4.3	11.72	19
	1200	115/230	56	NONE	C1264	5KC48UN6052	*			\$528	F1	9.4/4.7	12.76	19
	1200	115/230	56	AUTO	C552	5KC48UN6052X	*			\$539	F1	9.4/4.7	12.76	19
3/4	3600	115/208-230	48	AUTO	C1154	5KC38NN413X	*			\$301	F1	10.0/4.9-5.0	11.00	7,19
	3600	115/208-230	56	AUTO	C1155	5KC38NN410X	*	D117	56C34D2095	\$213	F1	10.0/4.9-5.0	11.32	19
	1800	100-120/200-240	56	AUTO	EG272	5KCR49PN0098X	*			\$469	F1	9.0-8.8/4.5-4.4	11.37	ES,1,17,68
	1800	115/208-230	56	NONE	G156	56B17D2012	*			\$303	F1	11.0/5.5-5.5	11.47	1,19
	1800	115/208-230	56	AUTO	C1156	5KC46LN0149X	*			\$330	F1	13.3/6.5-6.6	10.78	19
	1800	115/208-230	56	AUTO	B319	56C17D2074	*			\$340	F1	10.6/5.3-5.3	11.72	CF,19,31
	1800	115/208-230	56	NONE	CG230	5KC46LN0158	*			\$305	F1	13.2/6.2-6.6	10.78	19
	1800	115/208-230	56	NONE	B318	56C17D2073	*			\$315	F1	10.6/5.3-5.3	11.72	CF,19,31
	1800	115/208-230	56	AUTO	C138	5KC46JN0002X	*			\$329	F1	11.4/5.6-5.7	10.78	19
	1800	115/230	56	AUTO	D1113	5KC46LN0158X	*	D113	56C17D2080	\$304	F1	13.2/6.6	10.78	19
	1500	110/220	56	AUTO	C1187	5KC49NN0224X	*			\$433	F1	12.2/6.1	11.38	19,50
	1200	115/230	56	NONE	CG232	5KCR49WN6007	*			\$610	F1	12.6/6.3	13.96	1,18
1	3600	115/208-230	56	AUTO	C1157	5KC39RN383X	*	K136	56C34D5314	\$266	F1	13.4/6.7-6.6	11.90	19
	3600	115/208-230	56	AUTO	D118	56C34D2106	*			\$249	F1	12.0/6.2-6.0	12.22	18
	1800	100-120/200-240	56H	AUTO	E281	5KCR48UN0105X	*			\$492	F1	11.8-11.4/5.9-5.7	12.65	ES,1,18,68
	1800	115/208-230	56	AUTO	C1158	5KC49PN0164X	*	D114	56C17D5345	\$345	F1	14.7/7.2-7.4	11.38	18
	1800	115/208-230	56	NONE	C235	5KC49PN0155	*	B310	56C17D5321	\$322	F1	13.6/6.7-6.8	11.38	5,18
	1800	115/230	56	AUTO	CG236	5KC49PN0155X	*			\$391	F1	13.6/6.8	11.38	18

Continued on next page.

SINGLE PHASE

General Purpose, Single Phase

(NEMA Service Factor), Dripproof

Resilient Base


HP	RPM	VOLTS	FRAME	OVER LOAD	CAT. NO.	MODEL NO.	STOCK	FORMER CAT NO	FORMER MODEL NO.	LIST PRICE	MULT. SYMB.	F.L. AMPS	"C" DIM.	FOOT NOTES
1 1/2	3600	115/208-230	56H	AUTO	C1159	5KCR49RN2152T	*			\$346	F1	19.6/9.8-9.8	12.01	d,18
	3600	115/208-230	56	AUTO	D115	56B34D2027	*			\$346	F1	13.4/7.4-6.7	11.72	1,18
	1800	115/208-230	56H	NONE	B336	56C17D5347	*			\$386	F1	18.0/9.3-9.	12.85	5,18,32
	1800	115/208-230	56H	AUTO	CG239	5KCR49SN0012X	*			\$459	F1	18.2/9.1	11.91	ES,1,5,18
	1800	115/208-230	56H	AUTO	C1160	5KCR49SN0150X	*	B330	56C17D5316	\$401	F1	16.4/8.4-8.2	11.90	ES,1,18
	1800	115/208-230	145T	NONE	I146	145TCDR5331	*			\$392	S1	18.0/9.3-9.	13.22	18,32
2	3600	115/208-230	56H	AUTO	K152	56B34D5320	*			\$421	F1	19.2/10.5-9.6	11.85	1,5,18
	3600	115/208-230	56H	AUTO	C1161	5KCR49RN2148T	*			\$422	F1	19.6/10.4-9.8	11.91	ES,1,5,110
	1800	115/208-230	56H	AUTO	C1162	5KCR49WN0291T	*	B352	56B17D5331	\$512	F1	22.0/10.9-11.0	13.96	ES,1,5,18
	1800	115/208-230	145T	NONE	I147	145TBDR5345	*			\$412	S1	21/11.3-10.5	14.22	1,18

Two Speed, Variable Torque

HP	RPM	VOLTS	FRAME	OVER LOAD	CAT. NO.	MODEL NO.	STOCK	LIST PRICE	MULT. SYMB.	F.L. AMPS	"C" DIM.	FOOT NOTES
1/2-1/6	1800/1200	115	56	AUTO	C419	5KCR49PN3027X	*	\$467	F1	8.2/3.9	11.38	19
3/4-1/4	1800/1200	115	56	AUTO	C474	5KCR49PN3011X	*	\$510	F1	9.0/6.4	11.48	ES,1,19
	1800/1200	115	56	NONE	C420	5KCR49PN3011	*	\$433	F1	9.0/6.4	11.48	ES,1,19
	1800/1200	208-230	56	AUTO	C486	5KCR49PN3012X	*	\$442	F1	4.3-4.4/3.1-3.2	11.48	ES,1,19
1 1/3	1800/1200	115	56	AUTO	C1478	5KCR49SN3009X	*	\$562	F1	10.8/7.4	12.01	ES,1,18
	1800/1200	115	56	NONE	C475	5KCR49SN3009	*	\$541	F1	10.8/7.4	12.01	ES,1,18
	1800/1200	208-230	56	NONE	C476	5KCR49SN3010	*	\$562	F1	5.3-5.4/3.6-3.7	12.01	ES,1,18
	1800/1200	208-230/190-220	56H	AUTO	C1479	5KCR48TN3084X	*	\$573	F1	5.3-5.4/3.6-3.7	12.54	ES,1,17

Special Purpose, Single Phase

(1.0 Service Factor), Dripproof



Features:

- Ball bearings (except as noted)
- Heavy gauge steel constructions
- 1.0 Service Factor
- Economical split phase or capacitor start designs, as noted
- 48Y and 48YZ have 48/56 Fr mounting holes
- UL Recognized and CSA Certified

SINGLE PHASE

Resilient Base

HP	RPM	VOLTS	FRAME	OVER LOAD	CAT. NO.	MODEL NO.	STOCK	LIST PRICE	MULT. SYMB.	F.L. AMPS	"C" DIM.	FOOT NOTES
1/4	1800	115	48	AUTO	S103	48S17D2091		\$117	F1	5.7	9.06	3,7,31
	1800	115	48	NONE	4352	5KH39QN5542	*	\$111	F1	5.7	8.93	d,3,4,7
	1800	115	48	NONE	S102	48S17D2042	*	\$111	F1	5.7	9.06	3,7
	1800	115/230	48	AUTO	S119	48C17D2046	*	\$162	F1	6.2/3.1	9.06	2,7
	1800	115/230	48	NONE	S118	48C17D2045	*	\$153	F1	6.2/3.1	9.06	2,7
	1800	115	48	NONE	H675	5KH33FNA230	*	\$184	F1	5.0	9.19	3,7
	1800	115	48	AUTO	4301	5KH39QN5518X	*	\$117	F1	5.7	8.93	d,3,4,7
	1800	115	48Z	AUTO	S126	48S17D2104	*	\$117	F1	5.3	9.72	3,53
	1800	115	56Z	AUTO	4364	5KH39QN5541X	*	\$158	F1	5.7	9.19	3,4,7
	1800	115	56Z	NONE	4359	5KH39QN5523	*	\$154	F1	5.7	9.19	3,4,7
	1500	220	48	NONE	H645	5KH39QNB810	*	\$209	F1	3.4	9.57	3,7,50
	1500	110/220	56Z	AUTO	HG690	5KH35JN602X	*	\$222	F1	5.2/2.6	9.51	3,7,50

Continued on next page.

Special Purpose, Single Phase

(1.0 Service Factor), Dripproof

Resilient Base

HP	RPM	VOLTS	FRAME	OVER LOAD	CAT. NO.	MODEL NO.	STOCK	LIST PRICE	MULT. SYMB.	F.L. AMPS	"C" DIM.	FOOT NOTES
1/3	1800	115	48	NONE	4369	5KH39QN5508	★	\$130	F1	6.2	8.94	3,4,7
	1800	115	48	NONE	S106	48S17D2093	★	\$132	F1	6.5	9.31	3,7,31,CF
	1800	115/230	48	AUTO	C129	5KC35JN23X		\$171	F1	6.4/3.2	9.57	2,4,7
	1800	115/230	48	AUTO	S111	48C17D2029	★	\$171	F1	7.0/3.5	9.31	2,7
	1800	115/230	48	NONE	S110	48C17D2028	★	\$162	F1	7.0/3.5	9.31	2,7
	1800	115	48	AUTO	4310	5KH39QN5508X		\$128	F1	6.2	8.94	3,4,7
	1800	115	48Y	AUTO	S127	48S17D2105	★	\$128	F1	6.6	9.72	3,5,3
	1800	115	48	NONE	H674	5KH35JNA231	★	\$198	F1	6.6	9.57	3,7
	1800	115	56Z	NONE	4377	5KH39QN5524	★	\$168	F1	6.2	9.19	3,4,7
	1800	115	56Z	AUTO	4381	5KH39QN5528X	★	\$172	F1	6.2	9.19	3,4,7
	1800	115	56Z	AUTO	4776	5KH39QN5539T	★	\$172	F1	6.2	9.19	3,4,7,57
	1800	230	48	NONE	4371	5KH39QN5529	★	\$168	F1	3.3	8.94	3,4,7
	1800	230	48	AUTO	4311	5KH39QN5529X	★	\$172	F1	3.3	8.93	3,4,7
	1500	110/220	56Z	AUTO	HG692	5KH36LN489X	★	\$238	F1	7.0/3.5	9.94	3,5,0
	1500	220	56Z	NONE	H673	5KH33KN5594	★	\$226	F1	3.5	9.19	3,4,7,50
1/2	1800	115	48Z	AUTO	HG710	5KH33JNA511T		\$155	F1	7.9	9.93	3,9
	1800	115	48Z	AUTO	S128	48S17D2106	★	\$155	F1	9.2	10.22	3,5,3
	1800	115	56	NONE	4386	5KH39QN9218	★	\$153	F1	8.3	10.32	d,3
	1800	115	56	NONE	S120	56S17D2023	★	\$153	F1	9.2	10.22	3,3,1
	1800	115	56Z	AUTO	4778	5KH39QN9639T	★	\$238	F1	8.3	9.57	3,7
	1800	115/230	56	AUTO	C136	5KC36MN4X	★	\$207	F1	8.2/4.1	10.32	d,2
	1800	115/230	56Z	AUTO	S113	56C17D2099	★	\$207	F1	9.1/4.5	10.22	2
	1800	115/230	56	NONE	S112	56C17D2097	★	\$199	F1	9.1/4.5	10.22	2
	1800	115/230	48	AUTO	C133	5KC36MN27X	★	\$288	F1	8.2/4.1	10.00	2,7
	1800	230	56	AUTO	4602	5KH39QN9518X	★	\$257	F1	4.2	10.32	3
	1800	230	56	NONE	4387	5KH39QN9684	★	\$250	F1	4.2	10.32	3
	1500	110/220	56	AUTO	H693	5KH46JN0329X	★	\$265	F1	9.2/4.6	10.55	3
	3/4	1800	115/230	56	NONE	S114	56C17D2060	★	\$237	F1	10.4/5.2	11.97
1800		115	56	NONE	4422	5KH39QN9687	★	\$294	F1	11.2	10.72	3
1800		115/230	56	AUTO	C1483	5KC46LN0254X		\$246	F1	13.2/6.6	10.78	2
1800		115/230	56	AUTO	S115	56C17D2061	★	\$246	F1	10.4/5.2	11.97	2
1	1800	115/230	56	AUTO	C636	5KC49NN0019X	★	\$326	F1	14.4/7.2	11.38	d,2
	1800	115/230	56	AUTO	S117	56C17D5340	★	\$326	F1	13.6/6.8	11.35	2
	1800	115/230	56	NONE	S116	56C17D5339	★	\$317	F1	13.6/6.8	11.35	2

SINGLE PHASE

General Purpose, Single Phase

(NEMA Service Factor), Dripproof



Features:

- Ball bearings, mechanically locked on shaft end
- Heavy gauge steel constructions
- Capacitor start design for high starting torque
- Capacitor start/capacitor run design for higher efficiency, as noted
- Service Factor, as noted
- UL Recognized and CSA Certified

C-Face Footless

HP	RPM	VOLTS	FRAME	OVER LOAD	CAT. NO.	MODEL NO.	STOCK	LIST PRICE	MULT. SYMB.	F.L. AMPS	"C" DIM.	FOOT NOTES
1/4	1800	115/208-230	56C	NONE	C1296	5KC35JN70	★	\$189	F1	5.2/2.7-2.6	9.61	d,20
	1800	115/208-230	56C	NONE	G212	56C17D2084	★	\$189	F1	5.0/2.3-2.5	10.69	20
	1800	115/208-230	56C	AUTO	C354	5KC35JN70X	★	\$248	F1	5.2/2.7-2.6	9.61	20
1/3	3600	115/208-230	56C	NONE	G216	56C34D2117	★	\$162	F1	4.4/2.2-2.2	10.19	20
	1800	100-120/200-240	56C	NONE	E251	5KCR46JN0084	★	\$365	F1	4.0-3.8/2.0-1.9	10.77	ES,1,20,68
	1800	115/208-230	56C	AUTO	C356	5KC36LN83X	★	\$287	F1	6.0/3.2-3.0	10.35	20,68
	1800	115/208-230	56C	NONE	C355	5KC36LN83	★	\$222	F1	6.0/3.2-3.0	10.35	d,20,68
	1800	115/208-230	56C	NONE	G230	56C17D2085	★	\$222	F1	6.4/3.0-3.2	10.69	20
1/2	3600	115/208-230	56C	NONE	G232	56C34D2108	★	\$179	F1	8.4/3.8-4.2	10.69	19
	1800	100-120/200-240	56C	NONE	E260	5KCR46MN0091	★	\$416	F1	5.8-5.6/2.9-2.8	10.77	ES,1,19,68
	1800	115/208-230	56C	NONE	C358	5KC49GN0009		\$261	F1	8.8/4.2-4.4	10.38	19
	1800	115/208-230	56C	NONE	G234	56C17D2044	★	\$261	F1	8.6/4.1-4.3	11.19	19
	1800	115/230	56C	AUTO	C359	5KC49GN0009X	★	\$326	F1	8.8/4.4	10.38	19
	1200	115/208-230	56C	NONE	G278	56C11D5304	★	\$417	F1	10.6/5.1-5.3	11.94	19
3/4	3600	115/208-230	56C	NONE	G238	56C34D2101	★	\$229	F1	9.6/4.4-4.8	10.94	19
	1800	100-120/200-240	56C	NONE	E269	5KCR49PN0096	★	\$451	F1	9.0-8.8/4.5-4.4	11.38	ES,1,19,68
	1800	115/230	56C	AUTO	CG362	5KC46LN0159X	★	\$392	F1	13.2/6.6	10.78	19
	1800	115/208-230	56C	NONE	CG361	5KC46LN0159	★	\$320	F1	13.2/6.2-6.6	10.78	d,17
	1800	115/208-230	56C	NONE	G250	56B17D2011	★	\$320	F1	11.0/5.5-5.5	11.72	1,19
1	3600	115/208-230	56C	NONE	G254	56B34D2031	★	\$263	F1	10.6/5.5-5.3	11.68	1,19
	1800	100-120/200-240	56C	NONE	E278	5KCR48UN0103	★	\$519	F1	11.8-11.4/5.9-5.7	12.65	ES,1,18,68
	1800	115/230	56C	AUTO	CG363	5KC49PN0163X	★	\$438	F1	13.6/6.8	11.38	18
	1800	115/208-230	56C	NONE	C1297	5KC49PN0163	★	\$343	F1	13.6/6.7-6.8	11.38	d,18
	1800	115/208-230	56C	NONE	G256	56C17D5310	★	\$343	F1	13.4/6.8-6.7	11.44	18
1 1/2	3600	115/208-230	56C	NONE	G258	56B34D2023		\$341	F1	14.2/7.7-7.1	11.68	1,18
	1800	115/208-230	56C	NONE	G270	56C17D5311	★	\$399	F1	18.0/9.3-9.0	12.44	18
2	3600	115/208-230	56C	NONE	G272	56B34D5319	★	\$418	F1	19.2/10.5-9.6	11.44	1,18
	1800	115/208-230	56C	NONE	G274	56B17D5303	★	\$487	F1	21.0/11.3-10.5	13.44	1,18
3	3600	115/208-230	182TC	NONE	C173	182TCDR8007		\$559	S1	32.0/17.5-16.0	13.96	18
	1800	115/230	184TC	NONE	C1174	184TCDW9627		\$546	S1	33.0/16.5	15.96	13,18

SINGLE PHASE

General Purpose, Single Phase

(NEMA Service Factor), Drip-proof



Features:

- Ball bearings, mechanically locked on shaft end
- NEMA Service Factors
- Heavy gauge steel constructions
- Capacitor start design for high starting torque
- Capacitor start/capacitor run design for higher efficiency, as noted
- UL Recognized and CSA Certified

C-Face Footed (Rigid Base)

HP	RPM	VOLTS	FRAME	OVER LOAD	CAT. NO.	MODEL NO.	STOCK	FORMER CAT NO	FORMER MODEL NO.	LIST PRICE	MULT. SYMB.	F.L. AMPS	"C" DIM.	FOOT NOTES
1/4	1800	115/208-230	56C	AUTO	K234	56C17D2114				\$203	F1	5.0/2.3-2.5	10.30	
1/3	1800	115/208-230	56C	AUTO	K235	56C17D2115	*			\$236	F1	6.4/3.0-3.2	10.30	
	1800	100-120/200/240	56C	MANUAL	E250	5KCR46JN0083Y	*			\$283	F1	4.0-3.8/2.0-1.9	10.77	ES,1,68
	1800	100-120/200/240	56C	AUTO	E252	5KCR46JN0083X	*			\$236	F1	4.0-3.8/2.0-1.9	10.77	ES,1,68
1/2	1800	100-120/200-240	56C	AUTO	E261	5KCR46MN0090X	*	K236	56C17D2116	\$274	F1	5.8-5.6/2.9-2.8	10.77	ES,1,68
	1800	100-120/200-240	56C	MANUAL	E259	5KCR46MN0090Y	*			\$328	F1	5.8-5.6/2.9-2.8	10.77	ES,1,68
3/4	1800	100-120/200-240	56C	AUTO	E270	5KCR49PN0095X	*	K237	56B17D2015	\$333	F1	9.0-8.8/4.5-4.4	11.37	ES,1,68
	1800	100-120/200-240	56C	MANUAL	E268	5KCR49PN0095Y	*			\$379	F1	9.0-8.8/4.5-4.4	11.37	ES,1,68
1	1800	100-120/200-240	56C	MANUAL	EG277	5KCR48UN0102Y	*			\$439	F1	11.8-11.4/5.9-5.7	12.65	ES,1,68
2	3600	115/208-230	56C	MANUAL	C1269	5KC49SN2537Y	*			\$561	F1	15.6/8.8-7.8	11.34	
3	3600	208-230	56C	MANUAL	C1270	5KC49ZN2539Y	*			\$686	F1	13.0-12.0	12.84	

General Purpose, Single Phase

Totally Enclosed



Features:

- Ball bearings
- Heavy gauge steel constructions
- Economical split phase or capacitor start designs, as noted
- Service Factor, as noted
- UL Recognized and CSA Certified

Rigid Base

HP	RPM	VOLTS	FRAME	OVER LOAD	CAT. NO.	MODEL NO.	STOCK	FORMER CAT NO	FORMER MODEL NO.	LIST PRICE	MULT. SYMB.	F.L AMPS	"C" DIM.	FOOT NOTES
1/6	1800	115	48	NONE	H116	5KH32EN66	*			\$212	F1	4.0	9.92	3,17
	900	115/230	56	NONE	C248	5KC49PN3036	*			\$553	F1	5.6/2.8	12.43	2,17
1/4	1800	115	48	AUTO	HG121	5KH32FN3123X	*			\$233	F1	5.1	9.92	3,17
	1800	115	48	NONE	HG120	5KH32FN3123	*			\$223	F1	5.1	9.92	3,17
	1800	115/230	48	AUTO	C243	5KC32GN9X	*			\$275	F1	5.4/2.7	10.00	2,17
	1800	115/230	48	NONE	C242	5KC32GN9	*			\$263	F1	5.4/2.7	10.00	2,17
	1800	230	48	AUTO	H243	5KH32GN68X	*			\$254	F1	2.7	9.92	3,17
	1500	110/220	48	NONE	C462	5KC33KN19	*			\$304	F1	5.4/2.7	10.17	2,17,50
	1800	115/208-230	56	MANUAL	G314	56C17F2052	*			\$220	F1	4.2/2.1-2.1	10.22	2,18
	1800	115/230	56	AUTO	CG251	5KC32GN19X	*			\$286	F1	5.4/2.7	10.38	2,17
	1800	115/230	56	NONE	G1312	5KC32GN19	*	G312	56C17F2054	\$205	F1	5.4/2.7	10.38	2,17
1200	115/230	56	NONE	G1316	5KC49MN6061	*	G316	56C11F5300	\$311	F1	6.2/3.1	11.43	2,17	
1/3	3600	115	48	AUTO	HG124	5KH33FN85X	*			\$243	F1	6.4	10.17	3,17
	3600	115	48	NONE	HG123	5KH33FN85	*			\$236	F1	6.4	10.17	3,17
	1800	115/230	56	AUTO	G1331	5KC35MN43X	*	G331	56C17F2048	\$239	F1	6.0/3.0	10.93	2,17
	1800	115/208-230	56	MANUAL	G332	56C17F2049	*			\$253	F1	6.0/3.0-3.0	10.47	2,18
	1800	100-120/200-400	56	NONE	E258	5KCR46JN0089	*			\$367	F1	4.0-3.8/2.0-1.9	11.83	ES,1,17,20,68
	1800	115/230	56	NONE	G1330	5KC35MN43	*	G330	56C17F2040	\$229	F1	6.0/3.0	10.93	2,17
1200	115/230	56	NONE	C1333	5KC49PN6062	*	G333	56C11F5301	\$350	F1	8.6/4.3	12.43	2,17	
1/2	3600	115/208-230	56	MANUAL	G393	56C34F5307	*			\$213	F1	8.4/4.0-4.2	11.82	2,14,18
	3600	115/230	56	MANUAL	C664	5KC36LN4003Y	*			\$213	F1	8.0/4.0	11.36	17,82
	3600	115/208-230	56	NONE	K339	56C34F5327	*			\$199	F1	8.4/4.0-4.2	11.82	2,14,18
	1800	100-120/200-240	56	NONE	E267	5KCR46MN0094	*			\$417	F1	5.8-5.6/2.9-2.8	11.83	ES,1,17,19,68
	1800	115/230	56	AUTO	C262	5KC42GN0014X	*	G338	56C17F2050	\$274	F1	8.6/4.3	11.00	2,17
	1800	115/208-230	56	MANUAL	G339	56C17F2051	*			\$291	F1	8.0/4.0-4.0	11.22	2,18
	1800	115/208-230	56	MANUAL	C661	5KC46GN0569Y	*			\$291	F1	9.0/4.5-4.5	11.83	18,82
	1800	115/208-230	56	NONE	C261	5KC42GN0014	*	G337	56C17F2041	\$258	F1	8.6/4.1-4.3	11.00	2,17
	1800	115/230	56	NONE	CG260	5KC37RN35	*			\$338	F1	8.8/4.4	11.38	2,17
1200	115/230	56	NONE	C264	5KC49UN6065	*	G350	56B11F5300	\$443	F1	9.4/4.7	12.96	2,17	
3/4	3600	115/208-230	56	MANUAL	G379	56C34F5309	*			\$259	F1	10.6/5.3-5.3	12.32	2,14,18
	3600	115/208-230	56	NONE	G352	56C34F5308	*			\$243	F1	10.6/5.3-5.3	12.32	2,14,18
	1800	100-120/200-240	56	NONE	EG276	5KCR49PN0101	*			\$465	F1	9.0-8.8/4.5-4.4	12.43	ES,7,19,68
	1800	115/230	56	AUTO	C269	5KC46PN0015X	*	G355	56C17F5307	\$336	F1	11.0/5.5	11.83	2,17
	1800	115/208-230	56	MANUAL	G356	56C17F5308	*			\$357	F1	11.0/5.4-5.5	12.32	2,14,18
	1800	115/208-230	56	NONE	C268	5KC46PN0015	*	G354	56C17F5306	\$318	F1	11.0/5.4-5.5	11.83	2,17
	1200	115/230	56	NONE	C271	5KCR48WN6066	*	G357	56B11F5301	\$529	F1	10.6/5.3	13.82	ES,1,17
	1200	115/208-230	143T	NONE	I707	143TBF5376				\$553	S1	11.4/5.8-5.7	13.87	1,14,18

SINGLE PHASE

General Purpose, Single Phase

Totally Enclosed

Rigid Base

HP	RPM	VOLTS	FRAME	OVER LOAD	CAT. NO.	MODEL NO.	STOCK	FORMER CAT NO	FORMER MODEL NO.	LIST PRICE	MULT. SYMB.	F.L. AMPS	"C" DIM.	FOOT NOTES
1	3600	115/208-230	56	NONE	G359	56C34F5310	*			\$279	F1	12.4/6.7-6.2	12.32	2,14,18
	3600	115/230	56	AUTO	C273	5KC49NN2130X	*			\$293	F1	13.0/6.5	12.43	2,17
	3600	115/230	56	MANUAL	C663	5KC49NN2419Y	*			\$293	F1	13.2/6.6	12.43	18,82
	3600	115/208-230	56	MANUAL	G390	56C34F5311	*			\$293	F1	12.4/6.7-6.2	12.32	2,14,18
	3600	115/230	56	MANUAL	C274	5KC49NN2130Y	*			\$293	F1	13.0/6.5	12.43	2,17
	1800	115/230	56	MANUAL	C660	5KC49TN0568Y	*			\$374	F1	13.2/6.6	12.96	17,82
	1800	115/230	56	NONE	C275	5KC49TN0034	*	G371	56C17F5309	\$358	F1	13.2/6.6	12.96	2,17
	1800	100-120/200-240	56	NONE	E285	5KCR49UN0108	*			\$534	F1	11.8-11.4/5.9-5.7	12.96	ES,1,68
	1800	115/208-230	56	MANUAL	G373	56C17F5311	*			\$374	F1	13.4/6.8-6.7	12.82	2,14,18
	1800	115/230	56	AUTO	C276	5KC49TN0034X	*	G372	56C17F5310	\$367	F1	13.2/6.6	12.96	2,17
1800	115/230	143T	NONE	C295	5KC49TN0033	*	I210	143TCFR5326	\$374	S1	13.2/6.6	13.33	2,17	
1 1/2	3600	115/208-230	56H	MANUAL	G391	56B34F5321	*			\$384	F1	14.2/7.7-7.1	12.82	1,5,14,18
	3600	115/230	56	MANUAL	C662	5KC49SN2418U	*			\$384	F1	16.4/8.2	12.96	17,82
	3600	115/208-230	56H	NONE	G374	56B34F5320	*			\$357	F1	14.2/7.7-7.1	12.82	1,5,14
	3600	115/208-230	143T	NONE	I220	143TBFR5301	*			\$397	S1	14.2/7.7-7.1	12.87	1,14,18
	1800	115/208-230	56	MANUAL	C659	5KCR48WN0566Y	*			\$429	F1	14.5/7.1-7.3	13.82	18,82
	1800	115/208-230	56H	MANUAL	G378	56B17F5302	*			\$429	F1	15.2/8.2-7.6	13.82	1,5,14,18
	1800	115/208-230	56H	NONE	G1376	5KCR48WN0273	*	G376	56B17F5300	\$408	F1	14.5/7.1-7.3	13.82	ES,1,5,17
	1800	115/208-230	56H	AUTO	G1377	5KCR48WN0273X	*	G377	56B17F5301	\$422	F1	14.5/7.1-7.3	13.82	ES,1,5,17
	1800	115/208-230	145T	MANUAL	I201	145TBFR5327	*			\$474	S1	15.2/8.2-7.6	13.87	1,14,18
	1800	115/208-230	145T	NONE	C297	5KCR48WN0292	*	I211	145TBFR5326	\$421	S1	14.5/7.1-7.3	14.07	1,17
2	3600	115/230	56	MANUAL	G1392	5KCR49TN2139U	*	G392	56B34F5323	\$434	F1	17.8/8.9	14.27	ES,1,17
	3600	115/208-230	56H	NONE	K350	56B34F5322	*			\$418	F1	18.0/10.0-9.0	13.32	1,5,14,18
	3600	115/208-230	145T	NONE	I221	145TBFR5303	*			\$434	S1	18.0/10.0-9.0	13.37	1,14,18
	1800	115/230	145T	NONE	I700	145TBFR5334	*			\$530	S1	18.8/9.4	14.87	1,14,18
	1800	115/208-230	182T	NONE	I212	182TBFR5326	*			\$573	S1	20.0/10.8-10.0	15.65	F,1,18
3	3600	115/208-230	182T	NONE	I206	182TBFR5301	*			\$668	S1	24.6/13.9-12.3	15.81	1,17
	3600	208-230	145T	NONE	I204	145TBFR5301	*			\$591	S1	13.1-11.8	14.87	1,14,18
	3600	208-230	145T	MANUAL	I205	145TBFR5302	*			\$636	S1	13.1-11.8	14.87	1,14,18
	1800	115/208-230	184T	NONE	I213	184TCFR7726	*			\$684	S1	34.0/17.5-17.0	17.86	d,2,14,17
	1800	115/208-230	184T	NONE	I1213	184TBFW17044	*			\$684	S1	28.4/14.8-14.2	14.96	1,13,14,17
5	3600	208-230	184T	NONE	I223	184TBFR7701	*			\$853	S1	25.1-22.4	17.36	d,1,14,17
	3600	208-230	184T	NONE	I1223	184TBFW7701	*			\$853	S1	22.0-19.8	16.49	1,13,14,17
	1800	208-230	184T	NONE	I214	184TBFR7726	*			\$842	S1	22.8-20.2	18.06	d,1,14,17
	1800	208-230	184T	NONE	I1214	184TBFW7726	*			\$842	S1	21.5-19.5	17.46	1,13,14,17
	1800	208-230	213T	NONE	I216	213TBFW7026	*			\$908	S1	24.5-22.0	18.73	1,14,17
7 1/2	3600	208-230	213T	NONE	I224	213TBFW7001	*			\$1,145	S1	36.0-32.0	20.23	1,14,17
	1800	208-230	215T	NONE	I215	215TBFW7026	*			\$1,118	S1	35.0-30.0	21.48	1,14,17
10	3600	208-230	215T	NONE	I225	215TBFW7001	*			\$1,395	S1	44.0-41.5	20.23	1,14,17
	1800	230	215T	NONE	I217	215TBFW7027	*			\$1,434	S1	41.5	21.48	1,14,17

SINGLE PHASE

General Purpose, Single Phase

Totally Enclosed



Features:

- Ball bearings, mechanically locked on shaft end
- Heavy gauge steel constructions
- Suitable for horizontal or vertical mounting
- Economical split phase or capacitor start designs, as noted
- Will accept brake kits, see Accessory section (except as noted)
- Service Factor, as noted
- UL Recognized and CSA Certified

C-Face Footless

HP	RPM	VOLTS	FRAME	OVER LOAD	CAT. NO.	MODEL NO.	STOCK	FORMER CAT NO	FORMER MODEL NO.	LIST PRICE	MULT. SYMB.	F.L. AMPS	"C" DIM.	FOOT NOTES
1/6	1800	115	56C	NONE	H244	5KH32EN124	*			\$259	F1	4.0	10.30	3,18
1/4	1800	115/230	56C	NONE	G1511	5KC32GN25	*	G511	56C17T2002	\$216	F1	5.4/2.7	10.30	2,17,24
1/3	3600	115/230	56C	NONE	C1419	5KC33FN31	*	G534	56C34T2004	\$192	F1	5.6/2.8	10.19	18,24
	1800	115/230	56C	NONE	E256	5KCR46JN0088	*			\$390	F1	3.8/1.9	11.84	ES,1,20,24,68
	1800	115/230	56C	NONE	G1513	5KC35MN73	*	G513	56C17F2042	\$249	F1	6.0/3.0	10.93	2,18
1/2	3600	115/208-230	56C	NONE	G514	56C34F5322	*			\$209	F1	8.4/4.0-4.2	11.82	2,18
	3600	115/230	56C	AUTO	C349	5KC36LN166X	*			\$298	F1	7.4/3.7	11.36	2,18
	1800	115/230	56C	NONE	E265	5KCR46MN0093	*			\$438	F1	5.6/2.8	11.84	ES,1,19,68
	1800	115/230	56C	AUTO	C446	5KC42GN0018X	*			\$351	F1	8.6/4.3	11.01	2,18
	1800	115/230	56C	NONE	G1515	5KC42GN0018	*	G515	56C17F2043	\$287	F1	8.6/4.3	11.01	2,18
	1200	115/230	56C	NONE	C1404	5KC49UN6067	*			\$602	F1	9.4/4.7	12.93	2,18
	1200	115/230	56C	NONE	C1422	5KC48UN6072	*			\$564	F1	9.4/4.7	12.61	2,19
3/4	3600	115/208-230	56C	NONE	G516	56C34F5323	*			\$255	F1	10.6/5.3-5.3	12.32	2,18
	1800	115/230	56C	NONE	E274	5KCR49PN0100	*			\$484	F1	8.8/4.4	12.44	ES,1,19,68
	1800	115/230	56C	NONE	G1517	5KC46PN0032	*	G517	56C17F5314	\$345	F1	11.0/5.5	11.84	2,17
1	3600	115/208-230	56C	NONE	G518	56C34F5324	*			\$289	F1	12.4/6.7-6.2	12.32	2,18
	3600	115/230	56C	AUTO	C351	5KC49NN2133X	*			\$381	F1	13.0/6.5	12.44	2,18
	1800	15/230	56C	NONE	EG283	5KCR49UN0107	*			\$555	F1	11.4/5.7	12.97	ES,1,18,68
	1800	115/230	56C	NONE	G1519	5KC49TN0035	*	G519	56C17F5315	\$368	F1	13.2/6.6	12.97	2,17
1 1/2	3600	115/230	56C	NONE	C1424	5KC49SN2158	*	G530	56B34F5329	\$367	F1	16.4/8.2	12.93	2,17,111
	3600	115/230	56C	AUTO	C855	5KC49SN2156X	*			\$466	F1	16.4/8.2	12.93	2,17
	1800	115/208-230	56C	NONE	G1531	5KCR48WN0294	*	G531	56B17F5303	\$425	F1	14.5/7.1-7.3	13.69	ES,1,18
2	3600	115/208-230	56C	NONE	G533	56B34F5319	*			\$445	F1	18.0/10.0-9.0	13.32	1,18
	3600	115/230	56C	AUTO	C466	5KCR49TN2155T	*			\$571	F1	17.8/8.9	14.28	1,17

SINGLE PHASE

General Purpose, Single Phase

Totally Enclosed



Features:

- Ball bearings, mechanically locked on shaft end
- Heavy gauge steel constructions
- Suitable for horizontal or vertical mounting
- Economical split phase or capacitor start designs, as noted
- Will accept brake kits, see Accessory section (except as noted)
- Service Factor, as noted
- UL Recognized and CSA Certified

C-Face Footed (Rigid Base)

HP	RPM	VOLTS	FRAME	OVER LOAD	CAT. NO.	MODEL NO.	STOCK	FORMER CAT NO	FORMER MODEL NO.	LIST PRICE	MULT. SYMB.	F.L. AMPS	"C" DIM.	FOOT NOTES
1/4	1200	115/230	56C	NONE	C1423	5KC49MN6063	*			\$333	F2	6.2/3.1	11.40	d
1/3	1800	115/230	56C	AUTO	E257	5KCR46JN0087X	*			\$406	F1	3.8/1.9	11.84	ES,1,20,68
	1800	115/230	56C	MANUAL	E255	5KCR46JN0087Y	*			\$409	F1	3.8/1.9	11.84	ES,1,20,68
	1800	115/208-230	56C	MANUAL	F131	56C17F5358	*			\$325	F1	6.6/3.1-3.3	11.82	2,18
	1800	115/230	56C	NONE	C1405	5KC35MN145	*	G550	56C17F2044	\$253	F1	6.0/3.0	10.93	2,18
1/2	3600	115/208-230	56C	NONE	C1420	5KC36LN144	*	G559	56C34F5329	\$213	F1	7.4/3.7	11.36	2,17
	3600	115/230	56C	NONE	C444	5KC36LN144X	*			\$220	F2	7.4/3.7	11.36	d
	1800	115/230	56C	MANUAL	E264	5KCR46MN0055Y	*			\$453	F1	5.6/2.8	11.84	ES,1,19,68
	1800	115/230	56C	AUTO	E266	5KCR46MN0055X	*			\$442	F1	5.6/2.8	11.84	ES,1,19,68
	1800	115/208-230	56C	MANUAL	F132	56C17F5912	*			\$363	F1	8.8/4.2-4.4	11.82	2,18
	1800	115/230	56C	NONE	C375	5KC42GN0066	*	G551	56C17F2045	\$291	F1	8.6/4.3	11.01	2,18
3/4	1800	115/230	56C	MANUAL	EG273	5KCR49PN0099Y	*			\$505	F1	8.8/4.4	12.44	ES,1,19,68
	1800	115/230	56C	AUTO	E275	5KCR49PN0099X	*			\$496	F1	8.8/4.4	12.44	ES,1,19,68
	1800	115/208-230	56C	MANUAL	F133	56C17F5913	*			\$422	F1	11/5.4-5.5	12.32	2,18
	1800	115/230	56C	NONE	C1425	5KC49PN0283	*	G552	56C17F5318	\$350	F1	11.0/5.5	12.40	2,17
	1200	115/230	56C	NONE	C1412	5KCR49WN6078	*			\$566	F2	12.6/6.3	13.81	d,ES,1
1	3600	115/230	56C	AUTO	C445	5KC49NN2132X	*			\$300	F2	13.0/6.5	12.44	d
	1800	115/230	56C	MANUAL	EG282	5KCR49UN0106Y	*			\$575	F1	11.4/5.7	12.97	ES,1,19,68
	1800	115/230	56C	AUTO	EG284	5KCR49UN0106X	*			\$571	F1	11.4/5.7	12.97	ES,1,19,68
	1800	115/230	56C	NONE	C376	5KC49TN0067	*	G553	56C17F5319	\$374	F1	13.2/6.6	12.97	2,17
	1800	115/208-230	56C	MANUAL	F134	56C17F5914	*			\$454	F1	13.4/6.8-6.7	12.82	2,18
1 1/2	3600	115/208-230	56C	NONE	K631	56B34F5324	*			\$371	F1	14.2/7.7-7.1	12.82	1,18
	1800	115/208-230	56HC	MANUAL	F135	56B17F5584	*			\$545	F1	15.2/8.2-7.6	13.82	1,5,18
	1800	115/208-230	145TC	NONE	C281	145TBFR5337	*			\$530	S1	15.2/8.2-7.6	13.87	1,18
2	3600	115/208-230	145TC	NONE	C282	145TBFR5305	*			\$591	S1	16.6/9.1-8.3	13.37	1,18
	1800	115/230	56HC	MANUAL	K319	56B17F5319	*			\$559	F1	18.8/9.4	14.82	1,5,18
3	3600	208-230	145TC	NONE	C284	145TBFR5306	*			\$634	S1	13.1-11.8	14.87	1,18
	1800	230	184TC	MANUAL	I314	184TBFR7041	*			\$838	S1	13.7	17.61	d,1,18
	1800	230	184TC	MANUAL	I1314	184TBFW7041	*			\$838	S1	13.7	17.61	1,13,18
5	1800	230	184TC	MANUAL	I315	184TBFR7034	*			\$1,000	S1	21	18.72	d,1,18
	1800	230	184TC	MANUAL	I1315	184TBFW7034	*			\$1,000	S1	21	18.72	1,13,18

SINGLE PHASE

General Purpose, Single Phase

Totally Enclosed,



Features:

- Double sealed ball bearings, mechanically locked on shaft end
- Heavy gauge steel constructions
- Bolt-on, removable rigid base
- Suitable for horizontal or vertical mounting
- Capacitor start design for high starting torque
- Capacitor start/capacitor run design for higher efficiency, as noted
- 1.15 Service Factor (except as noted)
- Will accept brake kits, see Accessory section (except as noted)
- Will accept drip cover kits, see Accessories section
- UL Recognized and CSA Certified

C-Face Footed (Removable Base)

HP	RPM	VOLTS	FOUR-N ONE	FRAME LOAD	OVER NO.	CAT. NO.	MODEL	STOCK	LIST PRICE	MULT. SYMB.	F.L. AMPS	"C" DIM.	FOOT NOTES
1/4	1200	115/208-230	◆	56C	NONE	G577	56C11F5302	★	\$333	F2	6.8/3.1-3.4	11.82	
1/3	1800	115/208-230	◆	56C	NONE	G570	56C17F5320	★	\$259	F2	6.6/3.1-3.3	11.82	68
	1200	115/208-230	◆	56C	NONE	G576	56C11F5303	★	\$371	F2	7.8/3.6-3.9	12.32	
1/2	3600	115/208-230	◆	56C	NONE	D311	56C34F5301	★	\$220	F2	8.4/4.0-4.2	11.82	
	1800	115/208-230	◆	56C	NONE	G571	56C17F5321	★	\$297	F2	8.8/4.2-4.4	11.82	68
	1200	115/208-230	◆	56C	NONE	G578	56B11F5303	★	\$453	F2	9.6/4.7-4.8	13.32	1.68
3/4	3600	115/208-230	◆	56C	NONE	D312	56C34F5302	★	\$266	F2	10.6/5.3-5.3	12.32	
	1800	115/208-230	◆	56C	NONE	G572	56C17F5322	★	\$357	F2	11.0/5.4-5.5	12.32	68
	1200	115/208-230	◆	56C	NONE	G579	56B11F5302	★	\$566	F2	11.4/5.8-5.7	13.82	1
1	3600	115/208-230	◆	56C	NONE	D313	56C34F5303	★	\$300	F2	11.2/5.7-5.6	12.32	
	1800	115/208-230	◆	56HC	NONE	G573	56C17F5323	★	\$380	F2	13.4/6.8-6.7	12.82	5,68
1 1/2	3600	115/208-230	◆	56C	NONE	D314	56B34F5326	★	\$378	F2	14.2/7.7-7.1	12.82	1
	1800	115/208-230	◆	56HC	NONE	G574	56B17F5305	★	\$436	F2	15.2/8.2-7.6	13.82	1,5,68
2	3600	115/208-230	◆	56HC	NONE	D315	56B34F5327	★	\$455	F2	16.6/9.1-8.3	13.82	1,5
	1800	115/208-230	◆	56HC	NONE	G575	56B17F5306	★	\$546	F2	20.0/10.8-10.0	14.82	1,5,17
3	3600	208-230	◆	56HC	NONE	D316	56B34F5328	★	\$608	F2	13.1-11.8	14.82	1,5

SINGLE PHASE

Hazardous Duty™ Division 1 Explosion Proof Class I and II, Groups C (as noted), D, F & G

Steel Frame, Single Phase



Features:

- 1.0 Service Factor
- Automatic reset thermal protector
- Meets temperature code T3B
- Economical split phase or capacitor start designs, as noted
- UL Listed File No. E12044
- CSA Certified File No. LR47504, MC236833

Resilient Base

HP	RPM	VOLTS	FRAME	GROUP C	CAT. NO.	MODEL NO.	STOCK	LIST PRICE	MULT. SYMB.	F.L. AMPS	"C" DIM.	FOOT NOTES
1/4	1800	115	56	N	K032	56C17E5302		\$350	F1	4.8	11.88	2,N
	1200	115	56	N	K033	56C11G5303	*	\$481	F1	5.4	14.46	2,37
1/3	1800	115	56	N	K037	56C17G5308		\$457	F1	6.6	13.96	2,37

Rigid Base

HP	RPM	VOLTS	FRAME	GROUP C	CAT. NO.	MODEL NO.	STOCK	LIST PRICE	MULT. SYMB.	F.L. AMPS	"C" DIM.	FOOT NOTES
1/12	1800	115	48	N	H454	5KH32ENB168X	*	\$422	F1	1.90	9.68	3,N
1/8	1200	115	48	N	HG455	5KH36NNB166X	*	\$478	F1	3.00	10.74	3,N
1/6	1800	115	48	N	HG456	5KH35LNB164X	*	\$438	F1	3.30	10.31	3,N
	1200	115	56	Y	H891	5KC49LN6386X	*	\$559	F1	3.80	12.47	3,N
1/4	3600	115	48	N	HG458	5KH36PNB171X	*	\$453	F1	4.40	10.74	3,N
	1800	115/208-230	56	Y	G639	56C17E5314	*	\$417	F1	4.8/2.3-2.4	11.97	2,N
	1800	115/230	48	Y	C646	5KC36PNB169X	*	\$513	F1	4.2/2.1	10.74	2,N
	1200	115	56	Y	C1801	5KC49MN6384X	*	\$667	F1	5.6	13.94	2
	1200	115/208-230	56	Y	C1802	5KC49JN6377X	*	\$558	F1	6.8/3.1-3.4	13.94	d,2
	1200	115/208-230	56	Y	G650	56C11G5306	*	\$558	F1	6.8/3.1-3.4	13.94	2
1/3	1800	115/208-230	56	Y	C1804	5KC49HN0713X	*	\$476	F1	6.6/3.1-3.3	13.44	d,2
	1800	115/208-230	56	Y	G651	56C17G5315	*	\$476	F1	6.6/3.1-3.3	13.44	2
	1500	110/220-230	56	Y	C1803	5KC49HN0719X	*	\$564	F1	6.8/3.1-3.4	13.44	2,50
	1200	115/208-230	56	Y	C1805	5KC49MN6378X	*	\$600	F1	7.8/3.6-3.9	13.94	d,2
	1200	115/208-230	56	Y	G652	56C11G5307	*	\$600	F1	7.8/3.6-3.9	13.94	2
1/2	3600	115/208-230	56	Y	C1806	5KC49HN2508X	*	\$428	F1	8.4/4.0-4.2	13.44	d,2
	3600	115/208-230	56	Y	G653	56C34G5308		\$428	F1	8.4/4.0-4.2	13.44	2
	1800	115/208-230	56	Y	C1808	5KC49JN0715X	*	\$520	F1	8.4/4.2-4.4	13.94	d,2
	1800	115/208-230	56	Y	G654	56C17G5316	*	\$520	F1	8.8/4.2-4.4	13.94	2
	1500	110/220-230	56	Y	C1807	5KC49QN0716X	*	\$578	F1	8.4/4.2-4.4	14.44	2,50
	1200	115/208-230	56	Y	C1809	5KC49SN6375X		\$691	F1	9.4/4.7-5.0	14.94	2
	1200	115/208-230	56	Y	G655	56B11G5301	*	\$691	F1	9.6/4.7-4.8	14.94	1
	1200	115/208-230	56	Y	G656	56C34G5309		\$483	F1	10.6/5.3-5.3	13.94	2
3/4	3600	115/208-230	56	Y	G656	56C34G5309		\$483	F1	10.6/5.3-5.3	13.94	2
	1800	115/208-230	56	Y	C1810	5KC49QN4559X	*	\$584	F1	11.0/5.4-5.5	14.44	d,2
	1800	115/208-230	56	Y	G657	56C17G5317	*	\$584	F1	11.0/5.4-5.5	14.44	2
1	3600	115/208-230	56	Y	G658	56C34G5310		\$521	F1	12.4/6.7-6.2	14.44	2
	1800	115/208-230	56	Y	C1811	5KC49QN0717X	*	\$610	F1	13.4/6.8-6.7	14.44	d,2
	1800	115/208-230	56	Y	G659	56C17G5318	*	\$610	F1	13.4/6.8-6.7	14.44	2

EXPLOSION PROOF

Hazardous Duty™ Division 1 Explosion Proof Class I and II, Groups C, D, F & G

Steel Frame, Single Phase



Features:

- 1.0 Service Factor
- Automatic reset thermal protector
- Meets temperature code T3B
- 56CZ frame motors have 2-1/4 x 5/8 shaft dimensions
- Capacitor start design for high starting torque
- Explosion proof conduit box included, shipped loose
- UL Listed File No. E12044, MC228275
- CSA Certified File No. LR47504, MC236833

C-Face Footless

HP	RPM	VOLTS	FRAME	CAT. NO.	MODEL NO.	STOCK	LIST PRICE	MULT. SYMB.	F.L. AMPS	"C" DIM.	FOOT NOTES
1/4	1800	115/208-230	56C	G852	56C17E5319	★	\$433	F1	4.8/2.3-2.4	11.97	
	1200	115	56CZ	C1818	5KC49MN6379X	★	\$624	F1	5.6	14.30	
1/3	1800	115/208-230	56C	C1812	5KC49HN0714X	★	\$488	F1	6.6/3.1-3.3	13.44	d
	1800	115/208-230	56C	G853	56C17G5320	★	\$488	F1	6.6/3.1-3.3	13.44	
1/2	3600	115/208-230	56C	C1813	5KC49HN2510X	★	\$440	F1	8.4/4.0-4.2	13.44	d
	3600	115/208-230	56C	G854	56C34G5311		\$440	F1	8.4/4.0-4.2	13.44	
	3600	115/208-230	56J	C1814	5KC49HN2509X	★	\$645	F1	8.4/4.0-4.2	13.95	15
	1800	115/208-230	56C	C1815	5KC49JN0720X	★	\$531	F1	8.4/4.2-4.4	13.94	d
	1800	115/208-230	56C	G855	56C17G5321	★	\$531	F1	8.8/4.2-4.4	13.94	
	1200	115	56CZ	C1817	5KC49SN6380X	★	\$795	F1	8.0	15.30	
3/4	1800	115/208-230	56C	C1816	5KC49QN0718X	★	\$595	F1	11.0/5.4-5.5	14.44	d
	1800	115/208-230	56C	G857	56C17G5322	★	\$595	F1	11.0/5.4-5.5	14.44	
1	3600	115/208-230	56C	G858	56C34G5316		\$533	F1	12.4/6.2-6.7	14.44	
	1800	115/208-230	56C	G870	56C17G5323	★	\$621	F1	13.4/6.8-6.7	14.44	


C-Face Footed (Rigid Base)

HP	RPM	VOLTS	FRAME	CAT. NO.	MODEL NO.	STOCK	LIST PRICE	MULT. SYMB.	F.L. AMPS	"C" DIM.	FOOT NOTES
1/3	1800	115/208-230	56C	G871	56C17G5324		\$469	F1	6.6/3.1-3.3	13.44	
1/2	1800	115/208-230	56C	G872	56C17G5328		\$536	F1	8.8/4.2-4.4	13.94	
3/4	3600	115/208-230	56C	G873	56C34G5314		\$499	F1	10.6/5.3-5.3	13.94	
	1800	115/208-230	56C	G874	56C17G5326		\$600	F1	11.0/5.4-5.5	14.44	
1	3600	115/208-230	56C	G875	56C34G5315		\$539	F1	12.4/6.7-6.2	14.44	
	1800	115/208-230	56C	G876	56C17G5327		\$636	F1	13.4/6.8-6.7	14.44	


EXPLOSION PROOF

General Purpose, Three Phase

Dripproof, Standard and EAct Efficiencies



Features:



- **EAct compliant efficiencies, as noted**
- Ball bearings (except where noted)
- NEMA Service Factors
- Will accept C-Face Kits except where noted, see Accessories Section
- UL Recognized and CSA Certified
- See XRI® Dripproof in Premium Efficiency section for NEMA Premium efficiencies



Rigid Base

Suitable for use on VFD per guidelines on page 17.


HP	RPM	VOLTS	FRAME	OVER LOAD	CAT. NO.	MODEL NO.	STOCK	FORMER CAT. NO.	FORMER MODEL NO.	LIST PRICE	MULT. SYMB.	NOM. EFF.	F.L. AMPS	"C" DIM.	FOOT NOTES	C-FACE KITS
1/4	1800	208-230/460	48	NONE	G044	48T17D2000	★	K111	5K33GN2	\$182	F1	62.0	1.2-1.3/65	9.34	25,68	N/A
1/3	3600	208-230/460	48	NONE	K113	5K35FN2	★			\$175	F1	61.0	1.5-1.8/0.9	9.25		N/A
	1800	208-230/460	48	NONE	K527	5K35JN198	★			\$212	F1	66.5	1.5-1.6/0.8	9.25		N/A
	1800	200-208	56	NONE	G046	56T17D2128				\$212	F1	67.0	1.8-1.9	9.97	25	N/A
	1800	208-230/460	56	NONE	G047	56T17D2095	★	K114	5K49FN4140	\$212	F1	67.0	1.5-1.6/0.8	9.97	25,68	N/A
	1200	208-230/460	56	NONE	G061	56T11D5301				\$289	F1	62.0	1.9-2.2/1.1	9.94	68	A435
1/2	3600	208-230/460	56	NONE	K027	56T34D5300				\$194	F1	66.0	2.1-2.2/1.1	10.44	68	A435
	3600	208-230/460	48	NONE	K115	5K36JN2	★			\$194	F1	69.8	2.0-2.0/1.0	9.68		N/A
	1800	200-208	56	NONE	G062	56T17D2114	★			\$239	F1	70.0	2.5-2.65	10.47	25	N/A
	1800	208-230/460	56	NONE	G063	56T17D2094	★			\$245	F1	70.0	2.1-2.2/1.1	10.47	25,68,CF	N/A
	1800	208-230/460	56	NONE	K116	5K42HN4106	★			\$238	F1	74.7	2.3-2.2/1.1	10.05	19	A534
	1800	208-230/460	56	NONE	E12D4	5KS49HN4077	★			\$345	F1	76.9	1.8-1.8/0.9	10.38	ES	A534
	1800	208-230/460	56	AUTO	G905	56T17D5336	★			\$296	F1	68.0	2.3-2.4/1.2	10.44	VC,68	A435
	1800	575	56	NONE	G065	56T17D2112	★			\$239	F1	70.0	0.9	10.47	25	N/A
	1500	220/380	56	NONE	K318	5K42JN4163	★			\$329	F1	66.7	3.0/1.7	10.05	50	A534
	1200	208-230/460	56	NONE	G067	56T11D5302	★	K117	5K46MN6047	\$320	F1	68.0	2.4-2.7/1.35	10.44	68	A435
	900	208-230/460	143T	NONE	H180	143TTDR5401				\$389	E6	64.0	2.9-3.0/1.5	11.49	5,13	A436
3/4	3600	208-230/460	56	NONE	G080	56T34D5301	★	K118	5K37MN4	\$216	F1	74.0	3.0-3.2/1.6	10.44	68	A435
	1800	200-208	56	NONE	G082	56T17D2111	★			\$267	F1	75.5	3.2-3.3	10.97	25	N/A
	1800	208-230/460	56	NONE	G084	56T17D2093	★			\$285	F1	75.5	2.7-2.8/1.4	10.97	25,68,CF	N/A
	1800	208-230/460	56	NONE	K119	5K46KN4071	★			\$276	F1	74.3	3.3-3.0/1.5	10.78	19	A534
	1800	208-230/460	56	AUTO	G908	56T17D5339	★			\$324	F1	75.5	2.9-3.0/1.5	10.44	68	A435
	1800	200-230/460	56	NONE	E34D4	5KS46MN4078	★			\$387	F1	79.2	2.5-2.4/1.2	10.78	ES,68	A534
	1800	575	56	NONE	G086	56T17D2110	★	K392	5K37PN57	\$267	F1	75.5	1.1	10.97	25	A435
	1200	208-230/460	56	NONE	G088	56T11D5303	★	K120	5K49PN6049	\$330	F1	74.0	3.1-3.2/1.6	10.94	d,68	A435
	1200	208-230/460	143T	NONE	H150	143TTDR5376	★			\$300	E6	74.0	3.1-3.2/1.6	10.99	5,68	A436
	900	208-230/460	145T	NONE	H181	145TTDR5401	★	K402	5K49ZN8092	\$442	E6	72.0	4.0-4.0/2.0	12.99	68	A436
1	3600	208-230/460	56	NONE	K000	56T34D5302	★	K121	5K38PN2	\$246	F1	74.0	3.7-3.7/1.85	10.44		A435
	1800	200	143T	NONE	E901	143TTDR5348	★			\$278	E2	82.5	3.6	12.49	5,13	A436
	1800	200-208	56	NONE	K003	56T17D2113	★			\$274	F1	76.5	3.9-4.1	11.47	25	N/A
	1800	200-208	143T	NONE	H601	143TTDR5327	★			\$246	E6	77.0	4.15-4.3	10.99	5,13	A436
	1800	200-208	143T	AUTO	U416	143TTDR4061				\$396	E2	82.5	3.6-3.43	12.49	5,13	A436
	1800	208-230/460	56	NONE	K004	56T17D2092	★			\$290	F1	76.5	3.4-3.4/1.7	11.47	25,68,CF	N/A
	1800	208-230/460	56	NONE	K122	5K46MN4072	★			\$281	F1	79.2	3.6-3.8/1.9	10.78	19	A534
	1800	208-230/460	56	NONE	K2069	5KE49PN4594	★			\$390	F1	82.5	3.2-3.1/1.55	11.38		A534
	1800	208-230/460	56	AUTO	G921	56T17D5342	★			\$330	F1	77.0	3.5-3.6/1.8	10.94	VC,68	A435
	1800	208-230/460	56HZ	AUTO	K063	56T17D3301	★			\$351	F1	77.0	3.5-3.6/1.8	10.99	Z,5,68	A435
	1800	208-230/460	56HZ	AUTO	K067	56T17D3305				\$364	F1	77.0	3.5-3.6/1.8	10.99	VC,Z,5,68	A435
	1800	208-230/460	143T	NONE	E715	143TTDR5347	★	K2005	5KE49PN8363	\$278	E2	82.5	3.3-3.1/1.55	12.49	5,13,68	A436
	1800	208-230/460	143T	AUTO	U417	143TTDR4052	★			\$396	E2	82.5	3.3-3.1/1.55	12.49	5,13,68	A436
	1800	208-230/460	143T	AUTO	U418	143TTDR4051	★			\$412	E2	82.5	3.3-3.1/1.55	12.49	VC,5,13,68	A436
	1800	575	56	NONE	K049	56T17D2130	★			\$274	F1	76.5	1.4	11.47	25	N/A
	1800	575	56HZ	AUTO	K081	56T17D15528				\$351	F1	77.0	1.45	10.99	Z,5	A435
	1800	575	143T	AUTO	U922	143TTDR4055				\$396	E2	82.5	1.1	12.49	5,13	A436
	1800	575	143T	NONE	E912	143TTDR5351	★			\$278	E2	82.5	1.1	12.49	5,13	A436
	1200	200	145T	NONE	E785	145TTDR4078				\$364	E2	80.0	4.1	13.49	5,13	A436

Catalog numbers (Cat No.) highlighted in bold blue have efficiency levels that meet or exceed U.S. EAct and/or NRCAN Canadian standards.

Continued on next page.

General Purpose, Three Phase

Dripproof, Standard and EAct Efficiencies



THREE PHASE

Rigid Base

HP	RPM	VOLTS	FRAME	OVER LOAD	CAT. NO.	MODEL NO.	STOCK	FORMER CAT. NO.	FORMER MODEL NO.	LIST PRICE	MULT. SYMB.	NOM. EFF.	F.L. AMPS	"C" DIM.	FOOT NOTES	C-FACE KITS	
1	1200	208-230/460	56H	NONE	K007	56T11D5304	*	K393	5K49SN6048	\$357	F1	75.5	4.1-4.2/2.1	11.44	d,5,68	A435	
	1200	230/460	145T	NONE	E728	145TTDR4076	*			\$364	E2	80.0	3.6/1.8	13.49	5,13,68	A436	
	1200	575	145T	NONE	E934	145TTDR4080	*			\$364	E2	80.0	1.4	13.49	5,13	A435	
	900	230/460	182T	NONE	H1182182TTDW7101					\$478	E6	75.8	4.0/2.0	12.19	13	A666	
1 1/2	3600	200	143T	NONE	E917	143TTDR4005	*			\$309	E2	82.5	5.5	10.99	5,13	A436	
	3600	208-230/460	56	NONE	K009	56T34D5303	*			\$303	F1	80.0	4.9-5.0/2.5	10.44	68	A435	
	3600	208-230/460	143T	NONE	E783	143TTDR5313	*	K2001	5KE49PN8408	\$309	E2	82.5	4.2-4.2/21	10.99	5,13,68	A436	
	3600	575	143T	NONE	E798	143TTDR4006	*			\$309	E2	82.5	1.9	10.99	5,13	A436	
	1800	200	145T	NONE	E902	145TTDR5632	*			\$303	E2	84.0	5.0	12.49	5,13	A436	
	1800	200-208	145T	NONE	H604	145TTDR5327	*			\$270	E6	80.0	5.5-5.9	10.99	5,13	A436	
	1800	200-208	145T	AUTO	U419	145TTDR4128	*			\$421	E2	84.0	5.0-4.9	12.49	d,5,13	A436	
	1800	208-230/460	56H	NONE	K022	56T17D5309	*	K125	5K49PN4075	\$304	F1	80.0	4.8-4.8/2.4	10.94	5,68	A435	
	1800	208-230/460	56H	AUTO	G923	56T17D5344	*			\$361	F1	80.0	4.8-4.8/2.4	10.94	VC,5,68	A435	
	1800	208-230/460	56HZ	AUTO	K064	56T17D3302	*			\$372	F1	80.0	4.8-4.8/2.4	10.99	Z,5,68	A435	
	1800	208-230/460	56HZ	AUTO	K068	56T17D3306	*			\$382	F1	80.0	4.8-4.8/2.4	10.99	VC,Z,5,68	A435	
	1800	208-230/460	145T	NONE	E716	145TTDR5630	*	K2006	5KE49TN8359	\$303	E2	84.0	4.6-4.4/2.2	12.49	5,13,68	A436	
	1800	208-230/460	145T	AUTO	U420	145TTDR4126	*			\$421	E2	84.0	4.6-4.4-2.2	12.49	5,13,68	A436	
	1800	208-230/460	145T	AUTO	U421	145TTDR4127	*			\$437	E2	84.0	4.6-4.4/2.2	12.49	VC,5,13,68	A436	
	1800	575	56H	NONE	K061	56T17D5369	*			\$304	F1	80.0	1.9	10.94	5	A435	
	1800	575	145T	NONE	E913	145TTDR5640	*			\$303	E2	84.0	1.8	12.49	5,13	A436	
	1800	575	145T	AUTO	U923	145TTDR4130	*			\$421	E2	84.0	1.8	12.49	5,13	A436	
	1500	220/380	145T	NONE	K408	5K49SN8050	*			\$427	E2	81.7	4.5/2.6	13.59	50	A536	
	1200	200	182T	NONE	E799	182TTDR4083	*			\$400	E2	84.0	5.5	14.22	13,25	N/A	
	1200	200	182T	NONE	E1799	182TTDW4083	*			\$400	E2	84.0	7.2	12.69	13	A666	
	1200	200	182T	NONE	H1679182TTDW7095					\$357	E6	75.5	5.75	12.72	13	A666	
	1200	230/460	182T	NONE	E729	182TTDR4076	*			\$400	E2	84.0	4.8/2.4	14.22	d,13,25,68	N/A	
	1200	230/460	182T	NONE	E1729	182TTDW4076	*			\$400	E2	84.0	5.6/2.8	12.69	13,68	A666	
	900	230/460	184T	NONE	H1183184TTDW7101					\$580	E6	77.0	5.6/2.8	13.19	13	A666	
	2	3600	200	145T	NONE	U905	145TTDR4103	*			\$364	E2	84.0	6.2	10.99	5,13	A436
		3600	208-230/460	56H	NONE	K025	56T34D5304	*	K126	5K49NN2183	\$357	F1	80.0	6.4-6.2/3.1	10.44	5,68	A435
		3600	208-230/460	145T	NONE	E702	145TTDR5304	*	K2002	5KE49RN8386	\$364	E2	84.0	5.4-5.2/2.6	11.49	d,5,13,68	A436
3600		575	145T	NONE	U906	145TTDR4005	*			\$364	E2	84.0	2.2	10.99	5,13	A436	
1800		200	145T	NONE	E903	145TTDR5633	*			\$334	E2	84.0	6.7	12.99	5,13	A436	
1800		200-208	145T	NONE	H607	145TTDR5332	*			\$297	E6	81.5	7.1-7.2	11.99	5,13	A436	
1800		200-208	145T	AUTO	U422	145TTDR4134	*			\$454	E2	84.0	6.7-6.6	12.99	5,13	A436	
1800		208-230/460	56H	NONE	K041	56T17D5310	*			\$334	F1	81.5	6.2-6.2/3.1	11.94	5,68	A435	
1800		208-230/460	56HZ	AUTO	K065	56T17D3303	*			\$399	F1	81.5	6.2-6.2/3.1	11.99	Z,5,68	A435	
1800		208-230/460	56HZ	AUTO	K069	56T17D3307	*			\$412	F1	81.5	6.2-6.2/3.1	11.99	VC,Z,5,68	A435	
1800		208-230/460	145T	NONE	E717	145TTDR5631	*	K2007	5KE49UN8358	\$334	E2	84.0	6.2-5.8/2.9	12.99	5,13,68	A436	
1800		208-230/460	145T	AUTO	U423	145TTDR4132	*			\$454	E2	84.0	6.2-5.8/2.9	12.99	5,13,68	A436	
1800		208-230/460	145T	AUTO	U424	145TTDR4133	*			\$470	E2	84.0	6.2-5.8/2.9	12.99	VC,5,13,68	A436	
1800		575	56H	NONE	K062	56T17D5370	*			\$334	F1	81.5	2.5	11.94	5	A435	
1800		575	145T	NONE	E914	145TTDR5665	*			\$334	E2	84.0	2.3	12.99	5,13	A436	
1800		575	145T	AUTO	U924	145TTDR4136	*			\$454	E2	84.0	2.3	12.99	5,13	A436	
1200		200	184T	NONE	E1918	184TTDW4178	*			\$514	E2	85.5	7.15	15.22	13,25	A666	
1200		230/460	184T	NONE	E730	184TTDR4076	*			\$514	E2	85.5	6.2/3.1	15.22	d,13,25,68	N/A	
1200		230/460	184T	NONE	E1730	184HDW4076	*			\$514	E2	85.5	6.2/3.1	13.19	13,68	A666	
900		230/460	213T	NONE	H184213TTDW7101					\$763	E6	80.0	9.0/4.5	15.80		A606	
3	3600	200	145T	NONE	E919	145TTDR4003	*			\$382	E2	84.0	10.0	11.49	5,13	A436	
	3600	208-230/460	56H	NONE	K048	56T34D5340	*			\$397	F1	84.0	8.8-8.2/4.1	11.44	5	A435	
	3600	208-230/460	145T	NONE	E784	145TTDR5325	*	K2003	5KE49UN8372	\$382	E2	84.0	8.4-7.6/3.8	11.99	5,13,68	A436	
	3600	575	145T	NONE	E932	145TTDR4105	*			\$382	E2	84.0	3.5	11.49	5,13	A436	

Catalog numbers (Cat No.) highlighted in bold blue have efficiency levels that meet or exceed U.S. EAct and/or NRCan Canadian standards.

Continued on next page.

General Purpose, Three Phase

Dripproof, Standard and EAct Efficiencies



THREE PHASE

Rigid Base

HP	RPM	VOLTS	FRAME	OVER LOAD	CAT. NO.	MODEL NO.	STOCK	LIST PRICE	MULT. SYMB.	NOM. EFF.	F.L. AMPS	"C" DIM.	FOOT NOTES	C-FACE KITS
3	1800	200	182T	NONE	E1904	182TTDW4027	★	\$391	E2	86.5	10.1	12.69	13,25,CF	A666
	1800	200-208	182T	NONE	L102	182TTDR5327	★	\$332	E6	84.0	9.9-9.7	14.27	13,25	N/A
	1800	200-208	182T	AUTO	U425	182TTDR4074	★	\$534	E2	86.5	9.9-10.3	14.22	d,13,25,CF	N/A
	1800	200-208	182T	AUTO	U1425	182TTDW4074	★	\$534	E2	86.5	9.6-9.7	12.69	13	A666
	1800	208-230/460	56HZ	NONE	H803	56T17D5398	★	\$364	F1	84.0	9.2-8.6/4.3	13.49	Z,13,68	A435
	1800	208-230/460	56HZ	AUTO	K066	56T17D3304	★	\$408	F1	84.0	9.2-8.6/4.3	13.49	Z,5,68	A435
	1800	208-230/460	56HZ	AUTO	K080	56T17D3308	★	\$421	F1	84.0	9.2-8.6/4.3	13.99	VC,Z,5,68	A435
	1800	208-230/460	182T	NONE	E718	182TTDB4026	★	\$391	E2	86.5	8.8-8.2/4.1	13.72	DS,13,25,68	N/A
	1800	208-230/460	182T	AUTO	U426	182TTDR4156	★	\$534	E2	86.5	8.8-8.6/4.3	13.72	d,13,25	N/A
	1800	208-230/460	182T	AUTO	U1426	182TTDW4156	★	\$534	E2	86.5	9-8.8/4.4	12.69	13	A666
	1800	575	182T	NONE	E1915	182TTDW4030	★	\$391	E2	86.5	3.5	12.69	13	A666
	1800	575	182T	AUTO	U1925	182TTDW4075	★	\$534	E2	86.5	3.5	14.22	13,25	N/A
	1200	200	213T	NONE	U907	213TTDW4078	★	\$695	E2	86.5	9.65	17.30	13	A606
	1200	230/460	213T	NONE	E731	213TTDW4076	★	\$695	E2	86.5	8.4/4.2	17.30	68	A606
	900	230/460	215T	NONE	H185	215TTDW7101	★	\$953	E6	78.5	12.2/6.1	17.30		A606
5	3600	200	182T	NONE	E1933	182TTDW4104		\$438	E2	86.5	13.8	13.72	13,25	N/A
	3600	230/460	145T	NONE	K2004	5KE49QN8360	★	\$552	E2	85.5	12.4/6.2	13.62	5,17	A537
	3600	208-230/460	182T	NONE	E1704	182TTDW4001	★	\$438	E2	85.5	14-12.4/6.2	13.19	13,68	A666
	3600	575	182T	NONE	U1908	182TTDW4106		\$438	E2	86.5	4.8	13.72	13,25	N/A
	1800	200	184T	NONE	E1905	184TTDW4027	★	\$425	E2	87.5	15.6	13.19	13	A666
	1800	200	184T	NONE	H613	184TTDR7627	★	\$374	E6	85.5	15.1	13.72	13,25	N/A
	1800	200	184	NONE	H1613	184TTDW7627	★	\$374	E6	87.5	15.2	13.19	13	A666
	1800	200-208	184T	AUTO	U427	184TTDR4153	★	\$605	E2	87.5	15.0/14.4	15.22	13,25	N/A
	1800	200-208	184T	AUTO	U1427	184TTDW4153		\$605	E2	87.5	15.0/14.7	13.19	13	A666
	1800	208-230/460	184T	NONE	E719	184TTDB4026	★	\$425	E2	87.5	14.4-13.0/6.5	14.72	DS,13,25,68	N/A
	1800	208-230/460	184T	AUTO	U428	184TTDR4166	★	\$605	E2	87.5	14.0-13.0/6.5	15.22	13,25	N/A
	1800	208-230/460	184T	AUTO	U1428	184TTDW4166	★	\$605	E2	87.5	14.0-13.2/6.6	13.19	13	A666
	1800	575	184T	NONE	E1916	184TTDW4030	★	\$425	E2	87.5	5.3	13.19	13	A666
	1200	200	215T	NONE	E935	215TTDW4078	★	\$809	E2	87.5	16.1	18.55	13	A606
	1200	230/460	215T	NONE	E732	215TTDW4076	★	\$809	E2	87.5	14.0/7.0	18.55	13,68	A606
	1200	575	215T	NONE	E936	215TTDW4080		\$809	E2	87.5	5.6	18.55	13	A606
	900	230/460	254T	NONE	H186	254TTDX7101	★	\$1,317	E6	82.5	17.0/8.5	20.57		A612
	7 1/2	3600	200	184T	NONE	E1937	184TTDW4103		\$567	E2	87.5	20.2	14.72	13,25
3600		200	184T	NONE	H1615	184TTDW7625		\$526	E6	86.5	20.7	13.72	25	N/A
3600		208-230/460	184T	NONE	E705	184TTDR4001	★	\$567	E2	87.5	20.0-17.6/8.8	15.22	d,13,25,68	N/A
3600		208-230/460	184T	NONE	E1705	184TTDW4001	★	\$567	E2	87.5	20.0-17.6/8.8	14.19	13,68	A666
3600		575	184T	NONE	E1938	184TTDW4105		\$567	E2	87.5	7.0	14.72	13	A666
1800		200	213T	NONE	E906	213TTDBA4028	★	\$591	E2	88.5	24.9	17.30	DS,13,25	A606
1800		200	213T	NONE	H616	213TTDW7028	★	\$537	E6	84.0	24.8	15.80		A606
1800		200-208	213T	AUTO	U429	213TTDW4070		\$862	E2	88.5	22.1-21.2	18.04	13	A606
1800		208-230/460	213T	NONE	E720	213TTDBA4026	★	\$591	E2	88.5	21.4-19.6/9.8	17.30	DS	A606
1800		208-230/460	213T	AUTO	U430	213TTDW4054	★	\$862	E2	88.5	21.0-19.2/9.6	18.05	13,68	A606
1800		575	213T	NONE	E758	213TTDW4030	★	\$591	E2	88.5	7.7	17.30	13	A606
1800		575	213T	AUTO	U926	213TTDW4071		\$862	E2	88.5	7.7	17.30	13	A606
1200		230/460	254T	NONE	E733	254TTDX4076	★	\$1,012	E2	88.5	21.4/10.7	20.57	68	A612
900		230/460	256T	NONE	H187	256TTDX7101	★	\$1,674	E6	84.0	26.0/13.0	22.32		A612
10		3600	200	213T	NONE	E939	213TTDW4003		\$736	E2	88.5	26.9	17.30	13
	3600	208-230/460	213T	NONE	E706	213TTDW4001	★	\$736	E2	88.5	25.9-23.4/11.7	17.30	13	A606
	1800	200	215T	NONE	E907	215TTDW4028	★	\$759	E2	89.5	28.8	17.30	13	A606

Catalog numbers (Cat No.) highlighted in bold blue have efficiency levels that meet or exceed U.S. EAct and/or NRCAN Canadian standards.

Continued on next page.

General Purpose, Three Phase

Dripproof, Standard and EAct Efficiencies

Rigid Base

HP	RPM	VOLTS	FRAME	OVER LOAD	CAT. NO.	MODEL NO.	STOCK	LIST PRICE	MULT. SYMB.	NOM. EFF.	F.L. AMPS	"C" DIM.	FOOT NOTES	C-FACE KITS
10	1800	200	215T	NONE	H619	215TTDW7028	★	\$679	E6	87.5	30.5	17.30		A606
	1800	208-230/460	215T	NONE	E721	215TTDBA4026	★	\$759	E2	89.5	28.6-26.4/13.2	17.30	DS	A606
	1800	460	215T	AUTO	U431	213TTDW4062		\$974	E2	89.5	12.5	18.04	13	A606
	1800	575	215T	NONE	E759	215TTDW4030	★	\$759	E2	89.5	10.0	17.30	13	A606
	1200	230/460	256T	NONE	E734	256TTDX4076	★	\$1,180	E2	90.2	28.0/14.0	22.32		A612
	900	230/460	284T	NONE	H188	284TTDP7101		\$1,986	E6	85.5	32.0/16.0	23.49		A610
15	3600	200	215T	NONE	H621	215TTDW7003	★	\$897	E6	86.5	43.5	17.30	d	A606
	3600	200	215T	NONE	E788	215TTDW4003	★	\$1,132	E2	90.2	39.1	18.55	13	A606
	3600	208-230/460	215T	NONE	E707	215TTDW4001	★	\$1,132	E2	90.2	38.0-34.0/17.0	18.55	13,68	A606
	1800	200	254T	NONE	E908	254TTDX4028	★	\$1,137	E2	91.0	44.2	22.32		A612
	1800	200	254T	NONE	H622	254TTDX7028	★	\$891	E6	87.5	45.1	20.57		A612
	1800	208-230/460	254T	NONE	E722	254TTDB4026	★	\$1,137	E2	91.0	40.0-36.0/18.0	20.31	DS,13,25,68	N/A
	1800	575	254T	NONE	E760	254TTDX4030	★	\$1,137	E2	91.0	15.4	22.32		A612
	1200	230/460	284T	NONE	E735	284TTDP4076	★	\$1,697	E2	90.2	39.0/19.5	23.49		A610
900	230/460	286T	NONE	H189	286TTDP7101		\$2,611	E6	86.5	45.0/22.5	24.99		A610	
20	3600	200	254T	NONE	U900	254TTDX4018		\$1,334	E2	91.0	53.1	20.57		A612
	3600	208-230/460	254T	NONE	E708	254TTDX4001	★	\$1,334	E2	91.0	51.1-46.2/23.1	22.32	68	A612
	1800	200	256T	NONE	H625	256TTDX7358	★	\$1,109	E6	88.5	61.0	22.32		A612
	1800	200	256T	NONE	E909	256TTDX4027	★	\$1,388	E2	91.0	60.0	22.32		A612
	1800	208-230/460	256T	NONE	E723	256TTDB4026	★	\$1,388	E2	91.0	54.0-47.0/23.5	22.05	DS,13,25,68	N/A
	1800	575	256T	NONE	E761	256TTDX4032	★	\$1,388	E2	91.0	20.8	22.32		A612
	1200	230/460	286T	NONE	E736	286TTDP4076		\$2,082	E2	91.0	53.0/26.5	24.99		A612
25	3600	200	256T	NONE	H627	256TTDX7024	★	\$1,321	E6	89.5	70.0	22.32	d	A612
	3600	200	256T	NONE	E786	256TTDX4013	★	\$1,628	E2	91.0	66.5	22.32		A612
	3600	208-230/460	256T	NONE	E709	256TTDX4001	★	\$1,628	E2	91.0	63.0-58.0/29.0	22.32	68	A612
	1800	200	284T	NONE	E910	284TTDP4029		\$1,612	E2	91.7	70.0	23.49		A610
	1800	200	284T	NONE	H628	284TTDP7644	★	\$1,307	E6	88.5	76.0	23.49		A610
	1800	208-230/460	284T	NONE	E1724	284TTDCA4026	★	\$1,612	E2	92.4	67.0-62.0/31.0	23.50	DS,68	A1287
	1800	230/460	284TS	NONE	E793	284TSTDP4036		\$1,612	E2	91.7	61.0/30.5	22.06	68	A610
	1800	575	284T	NONE	E762	284TTDP4035	★	\$1,612	E2	91.7	24.4	23.49		A610
	1200	230/460	324T	NONE	E737	324TTDP4076	★	\$2,470	E2	91.7	66.0/33.0	26.00	68	A613
	900	230/460	326T	NONE	H191	326TTDP7101		\$3,724	E6	87.5	80.0/40.0	27.50		A613
30	3600	200	284TS	NONE	U901	284TSTDP4004		\$1,942	E2	91.0	83.0	22.06		A610
	3600	200	284TS	NONE	H631	284TSTDP7025	★	\$1,500	E6	88.5	84.0	22.06		A610
	3600	230/460	284TS	NONE	E710	284TSTDP4001	★	\$1,943	E2	91.0	72.0/36.0	22.06	68	A610
	1800	200	286T	NONE	E911	286TTDP4027	★	\$1,875	E2	92.4	83.0	24.99		A610
	1800	200	286T	NONE	H632	286TTDP7641	★	\$1,526	E6	89.5	91.0	24.99		A610
	1800	208-230/460	286T	NONE	E725	286TTDC4026	★	\$1,875	E2	92.4	80.0-70.0/35.0	24.99	DS,68	A287
	1800	208-230/460	286T	NONE	E1725	286TTDCA4026	★	\$1,875	E2	92.4	80.0-73.0/36.5	25.00	d,DS,68	A1287
	1800	230/460	286TS	NONE	E794	286TSTDP4038		\$1,875	E2	92.4	72.0/36.0	23.56	68	A610
	1800	575	286T	NONE	E763	286TTDP4034		\$1,875	E2	92.4	28.8	24.99		A610
	1200	230/460	326T	NONE	E738	326TTDP4076	★	\$2,825	E2	92.4	82.0/41.0	27.50		A613
40	3600	200	286TS	NONE	U902	286TSTDP4017		\$2,486	E2	91.7	108	23.56		A610
	3600	230/460	286TS	NONE	E711	286TSTDP4001	★	\$2,486	E2	91.7	94.0/47.0	23.56	68	A610
	1800	200	324T	NONE	E787	324TTDP4030		\$2,332	E2	93.0	112	26.00		A613
	1800	200	324T	NONE	H636	324TTDP7649	★	\$1,903	E6	89.5	122	26.00		A613
	1800	230/460	324T	NONE	E726	324TTDC4026	★	\$2,332	E2	93.0	93.0/46.5	26.00	DS,68	A613
	1800	230/460	324T	NONE	E1726	324TTDCA4026	★	\$2,332	E2	93.6	95.0/47.5	26.06	d,DS,68	N/A
	1800	230/460	324TS	NONE	E789	324TSTDP4032	★	\$2,332	E2	93.0	97.0/48.5	24.50		A613
	1800	575	324T	NONE	E764	324TTDP4028		\$2,332	E2	93.0	39.0	26.00		A613
	1200	230/460	364T	NONE	E746	364TTDS4086	★	\$3,953	E2	93.0	105/52.5	28.62		A216
50	3600	200	324TS	NONE	U909	324TSTDP4006		\$2,954	E2	92.4	135	24.50		A613
	3600	230/460	324TS	NONE	E712	324TSTDP4001	★	\$2,954	E2	92.4	117/58.5	24.50	68	A613

Blue shaded areas are Cast Iron Frames

Catalog numbers (Cat No.) highlighted in bold blue have efficiency levels that meet or exceed U.S. EAct and/or NRC Canadian standards.

Continued on next page.

General Purpose, Three Phase

Dripproof, Standard and EAct Efficiencies


Rigid Base

HP	RPM	VOLTS	FRAME	OVER LOAD	CAT. NO.	MODEL NO.	STOCK	LIST PRICE	MULT. SYMB.	NOM. EFF.	F.L. AMPS	"C" DIM.	FOOT NOTES	C-FACE KITS
50	1800	200	326T	NONE	E790	326TTDP4046		\$2,718	E2	93.0	142	27.50		A613
	1800	230/460	326T	NONE	E727	326TTDC4026	*	\$2,718	E2	93.0	123/61.5	27.50	d,DS,68	A613
	1800	208-230/460	326T	NONE	E1727	326TTDCA4026	*	\$2,718	E2	93.6	128-119/59.5	27.56	DS,68	N/A
	1800	230/460	326TS	NONE	E791	326TSTDP4036	*	\$2,718	E2	93.0	123/61.5	26.00	68	A613
	1800	575	326T	NONE	E765	326TTDP4048	*	\$2,718	E2	93.0	49.0	27.50		A613
	1200	230/460	365T	NONE	E747	365TTDS4086	*	\$4,650	E2	93.0	130/65.0	29.62	68	A216
60	3600	200	326TS	NONE	U910	326TSTDP4003		\$3,359	E2	93.0	155	26.00		A613
	3600	230/460	326TS	NONE	E713	326TSTDP4001	*	\$3,359	E2	93.0	135/67.5	26.00	68	A613
	1800	230/460	364T	NONE	E739	364TTDC4036	*	\$3,332	E2	93.6	142/71.0	28.62	DS	A216
	1800	230/460	364TS	NONE	E768	364TSTDC4026	*	\$3,332	E2	93.6	142/71.0	26.50	DS,68	A216
	1800	575	364T	NONE	E766	364TTDS4040		\$3,332	E2	93.6	57.5	28.62		A216
	1200	230/460	404T	NONE	E748	404TTDS4086	*	\$5,258	E2	93.6	143/71.5	32.50	68	A222
75	3600	230/460	364TS	NONE	E714	364TSTDS4001	*	\$4,478	E2	93.0	183/91.5	26.50	68	A219
	1800	230/460	365T	NONE	E740	365TTDC4036	*	\$4,058	E2	94.1	176/88.0	29.62	DS,68	A216
	1800	230/460	365TS	NONE	E782	365TSTDC4026	*	\$4,058	E2	94.1	176/88.0	27.50	DS,68	A216
	1800	575	365T	NONE	E767	365TTDS4041		\$4,058	E2	94.1	71.0	29.62		A219
	1200	230/460	405T	NONE	E749	405TTDS4086		\$6,737	E2	93.6	176/88.0	34.00	68	A222
100	3600	230/460	365TS	NONE	E753	365TSTDS4001	*	\$5,882	E2	93.0	240/120	27.50	68	A219
	1800	230/460	404T	NONE	E741	404TTDS4036	*	\$5,175	E2	94.1	236/118	32.50	68	A222
	1800	230/460	404TS	NONE	E780	404TSTDS4026	*	\$5,175	E2	94.1	236/118	29.50	68	A225
	1800	575	404T	NONE	U903	404TTDS4042		\$5,175	E2	94.1	94.5	32.50		A222
	1200	230/460	444T	NONE	E750	444TTDS4086		\$8,533	E2	94.1	180/90.0	37.75		A228
125	3600	460	404TS	NONE	E754	404TSTDS4001	*	\$6,905	E2	93.6	142	29.50	PW	A225
	1800	460	405T	NONE	E742	405TTDS4036	*	\$6,196	E2	94.5	147	34.00	PW	A222
	1800	460	405TS	NONE	E781	405TSTDS4026	*	\$6,196	E2	94.5	147	31.00	PW	A225
	1800	575	405T	NONE	U904	405TTDS4049		\$6,196	E2	94.5	118	34.00		A222
	1200	460	445T	NONE	E795	445TTDS4086		\$10,479	E2	94.5	147	39.75		A228
150	3600	460	405TS	NONE	E755	405TSTDS4001	*	\$8,901	E2	93.6	169	31.00	PW	A225
	1800	460	444T	NONE	E743	444TTDS4036	*	\$8,949	E2	95.0	176	37.75	PW	A228
	1800	460	444TS	NONE	E792	444TSTDS4026	*	\$8,949	E2	95.0	176	34.00	PW	A231
	1800	575	444T	NONE	U911	444TTDS4069		\$8,949	E2	95.0	141	37.75		A228
	1200	460	445T	NONE	E796	445TTDS4098		\$11,617	E2	94.5	180	39.75	RB	A228
200	3600	460	444TS	NONE	E756	444TSTDS4001	*	\$11,634	E2	94.5	225	34.00	PW	A231
	1800	460	445TS	NONE	U400	445TSTDS4026	*	\$11,305	E2	95.0	233	36.00	PW	A231
	1800	460	445T	NONE	E744	445TTDS4036	*	\$11,305	E2	95.0	233	39.75	PW, RB	A228
	1800	575	445T	NONE	U912	445TTDS4070		\$11,305	E2	95.0	186	39.75		A228
	1200	460	447T	NONE	E797	447TTDN4089		\$11,965	E2	94.5	238	43.25	F,25, RB	N/A
250	3600	460	445TS	NONE	E757	445TSTDS4001	*	\$16,555	E2	94.5	279	36.00	PW,68	A231
	1800	460	445T	NONE	E745	445TTDS4037		\$13,489	E2	95.4	287	39.75	PW, RB	A228
	1200	460	447T	NONE	H822	447TTDN7087		\$13,179	E6	94.5	300	43.25	F, RB, YD, 25	N/A
300	3600	460	447TS	NONE	H178	447TSTDN7001	*	\$15,826	E6	95.0	332	39.50	F, YD, 68	A293
	1800	460	447TS	NONE	H812	447TSTDN7026	*	\$14,945	E6	95.4	345	39.50	F, YD, 68	A293
	1200	460	449T	TSTAT	H820	449TTDN7086		\$15,304	E6	95.4	357	48.25	F, YD, 17, 25	N/A
350	3600	460	447TS	NONE	H193	447TSTDN7003	*	\$18,128	E6	95.0	385	39.50	F, YD, 68	A293
	1800	460	447TS	NONE	H813	447TSTDN7027	*	\$16,242	E6	95.4	400	39.50	F, YD, 68	A293
	1200	460	449T	TSTAT	H821	449TTDN7087		\$20,546	E6	95.0	412	48.25	F, YD, 17, 25	N/A
400	3600	460	447TS	NONE	H817	447TSTDN7005	*	\$20,626	E6	95.4	440	39.50	F, YD, 68	A293
	1800	460	447TS	NONE	H814	447TSTDN7028	*	\$18,851	E6	95.4	450	39.50	F, YD	A293
450	3600	460	449TS	TSTAT	H818	449TSTDN7001	*	\$22,030	E6	95.4	495	44.50	F, YD, 68	A293
	1800	460	449TS	TSTAT	H815	449TSTDN7026		\$20,147	E6	95.4	510	44.50	F, YD	A293
500	3600	460	449TS	TSTAT	H819	449TSTDN7003	*	\$24,862	E6	95.4	545	44.50	F, YD	A293
	1800	460	449TS	TSTAT	H816	449TSTDN7027		\$22,076	E6	95.8	560	44.50	F, YD	A293

Blue shaded areas are Cast Iron Frames

Catalog numbers (Cat No.) highlighted in bold blue have efficiency levels that meet or exceed U.S. EAct and/or NRCan Canadian standards.

General Purpose, Three Phase Drip-proof, NEMA Premium® XRI® Efficiency



Applications: General purpose use on compressors, pumps, conveyors, blowers, and other machinery in environments that are relatively clean and dry. Substantial energy savings can be realized when using these high efficiency motors. Guaranteed efficiencies offer an **eXtra Return** on your **Investment** when using these premium efficiency motors on high cycle or long run time applications.

Features: **Meets or exceeds NEMA Premium® efficiencies, except where noted**
NEMA Premium® models are in compliance with EISA2007

- Motors are suitable for 10:1 VT on all frame sizes and 10:1 CT up to 365T frame (Except where noted)
- 1.15 Service Factor
- Class F Insulation
- Nameplated 60/50 hertz
- UL Recognized and CSA Certified and CE Mark
- Three year warranty



Rigid Base

Suitable for use on VFD per guidelines on page 17.

HP	RPM	VOLTS	FRAME	OVER LOAD	CAT. NO.	MODEL NO.	STOCK	LIST PRICE	MULT. SYMB.	NOM. EFF.	F.L. AMPS	"C" DIM.	FOOT NOTES	C FACE KIT
1	3600	208-230/460	56H	TSTAT	U244	56T34D6001	*	\$380	E2	80.0	2.8-3.4/1.4	10.18	13	A435
	1800	208-230/460	143T	TSTAT	U758	143TTDR6027	*	\$433	E2	85.5	3.2/1.6	12.12		A600
	1200	208-230/460	145T	TSTAT	U265	145TTDR6076	*	\$504	E2	82.5	3.8-4.4/2.2	12.62		A600
1 1/2	3600	208-230/460	143T	TSTAT	U245	143TTDR6028	*	\$423	E2	84.0	4.4-4.0/2.0	12.28		A600
	1800	208-230/460	145T	TSTAT	U759	145TTDR6028	*	\$452	E2	86.5	4.8-5.6/2.4	12.62		A600
	1200	208-230/460	182T	TSTAT	U1266	182TTDW6076	*	\$593	E2	86.5	6.2/3.1	13.19	13	A666
2	3600	208-230/460	145T	TSTAT	U246	145TTDR6039	*	\$499	E2	85.5	5.2-4.8/2.4	13.12		A600
	1800	208-230/460	145T	TSTAT	U760	145TTDR6029	*	\$512	E2	86.5	5.8/2.9	13.62		A600
	1200	208-230/460	184T	TSTAT	U1267	184TTDW6076	*	\$604	E2	87.5	7.2/3.6	15.19	13	A666
3	3600	208-230/460	145T	TSTAT	U247	145TTDR6002	*	\$504	E2	86.5	8.0-7.2/3.6	13.12		A600
	1800	208-230/460	182T	TSTAT	E1930	182TTDW6030	*	\$525	E2	89.5	8.4-8.0/4.0	14.19	13	A666
	1200	208-230/460	213T	TSTAT	U268	213TTDC6076	*	\$829	E2	88.5	10.2-10.0/5.0	16.38		A602
5	3600	208-230/460	182T	TSTAT	U1248	182TTDW6001	*	\$553	E2	86.5	13.0-12.0/6.0	15.19	13	A666
	1800	208-230/460	184T	TSTAT	E1931	184TTDW6031	*	\$590	E2	89.5	13.6-12.8/6.4	15.19	13	A666
	1200	208-230/460	215T	TSTAT	U269	215TTDC6076	*	\$964	E2	90.2	15.8-15.0/7.5	16.38		A602
7 1/2	3600	208-230/460	184T	TSTAT	U1249	184TTDR6001	*	\$800	E2	88.5	19.6-17.6/8.8	16.19	13	A666
	1800	208-230/460	213T	TSTAT	U763	184TTW6001	*	\$764	E2	91.0	20.6-19.8/9.9	16.38		A602
	1200	208-230/460	254T	TSTAT	U254	254TTDC6076	*	\$1,206	E2	92.4	23.4-22.4/11.2	20.94	YD	A622
10	3600	208-230/460	213T	TSTAT	U764	213TTDC6001	*	\$872	E2	91.0	25.0-23.6/11.8	16.38		A602
	1800	208-230/460	215T	TSTAT	U765	215TTDC6026	*	\$902	E2	91.7	28.5-25.6/12.8	17.87		A602
	1200	208-230/460	256T	TSTAT	U255	256TTDC6076	*	\$1,503	E2	91.7	31.0-29.6/14.8	22.60	YD	A622
15	3600	208-230/460	215T	TSTAT	U766	215TTDC6001	*	\$1,278	E2	91.0	38.0-34.6/17.3	17.87	99	A602
	1800	208-230/460	254T	TSTAT	U767	254TTDC6026	*	\$1,249	E2	93.0	40.5-37.0/18.5	20.94	A,YD	A622
	1200	208-230/460	284T	TSTAT	U256	284TTDC6076	*	\$1,979	E2	92.4	42.0-39.5/19.7	23.54	YD	A626

Blue shaded areas are Cast Iron Frames

Continued on next page.

General Purpose, Three Phase Dripproof, NEMA Premium® XRI® Efficiency

THREE PHASE

Rigid Base

HP	RPM	VOLTS	FRAME	OVER LOAD	CAT. NO.	MODEL NO.	STOCK	LIST PRICE	MULT. SYMB.	NOM. EFF.	F.L. AMPS	"C" DIM.	FOOT NOTES	C FACE KIT
20	3600	208-230/460	254T	TSTAT	U768	254TTDC6001	★	\$1,472	E2	93.0	50.0-46.0/23.0	20.94	YD	A622
	1800	208-230/460	256T	TSTAT	U769	256TTDC6026	★	\$1,546	E2	93.0	55.0-51.0/25.5	22.60	YD	A622
	1200	208-230/460	286T	TSTAT	U257	286TTDC6076	★	\$2,411	E2	92.4	58.0-55.0/27.5	25.00	YD	A626
25	3600	208-230/460	256T	TSTAT	U770	256TTDC6001	★	\$1,875	E2	93.0	64.0-57.4/28.7	22.60	YD	A622
	1800	208-230/460	284T	TSTAT	U771	284TTDC6026	★	\$1,824	E2	93.6	66.0-59.6/29.8	23.54	YD	A626
	1200	208-230/460	324T	TSTAT	U798	324TTDC6076	★	\$2,872	E2	93.0	72.0-67.0/33.5	26.02	YD	A627
30	3600	208-230/460	284TS	TSTAT	U772	284TSTDC6001	★	\$2,319	E2	94.1	75.0-67.0/33.5	22.17	YD	A626
	1800	208-230/460	286T	TSTAT	U773	286TTDC6026	★	\$2,105	E2	94.1	78.0-71.0/35.5	25.00	YD	A626
	1200	208-230/460	326T	TSTAT	U799	326TTDC6076	★	\$3,367	E2	93.6	86.3-78.0/39.0	27.52	YD	A627
40	3600	208-230/460	286TS	TSTAT	U774	286TSTDC6001	★	\$2,791	E2	93.6	100-91.2/45.6	23.62	A,YD,99	A626
	1800	208-230/460	324T	TSTAT	U775	324TTDC6026	★	\$2,645	E2	94.1	104-96.0/48.0	26.02	YD	A627
	1200	208-230/460	364T	TSTAT	U1927	364TTDCA6086	★	\$4,321	E2	94.1	107-100/50.0	31.60	YD	A629
50	3600	208-230/460	324TS	TSTAT	U776	324TSTDC6001	★	\$3,403	E2	94.1	123-112/56.0	24.53	YD	A627
	1800	208-230/460	326T	TSTAT	U777	326TTDC6026	★	\$3,152	E2	94.5	129-118/59.0	27.52	YD	A627
	1200	208-230/460	365T	TSTAT	U1928	365TTDCA6086	★	\$4,974	E2	94.1	134-125/62.5	32.80	YD	A629
60	3600	208-230/460	326TS	TSTAT	U778	326TSTDC6001	★	\$4,071	E2	94.1	148-136/68.0	26.02	YD	A627
	1800	208-230/460	364T	TSTAT	U1779	364TTDCA6060	★	\$3,748	E2	95.4	151.5-140/70.0	31.60	YD	A629
	1200	230/460	404T	TSTAT	U270	404TTDS6086	★	\$5,987	E2	95.0	146/73.0	32.50		A222
75	3600	208-230/460	364TS	TSTAT	U1782	364TSTDCA6001	★	\$5,379	E2	93.6	190-170/85.0	29.50	YD	A629
	1800	208-230/460	365T	TSTAT	U1783	365TTDCA6060	★	\$4,489	E2	95.4	189-174/87.0	32.80	YD	A629
	1200	230/460	405T	TSTAT	U271	405TTDS16081	★	\$7,358	E2	95.0	180/90.0	34.00		A222
100	3600	208-230/460	365TS	TSTAT	U1784	365TSTDCA6001	★	\$6,583	E2	94.5	251-224/112	30.60	YD	A629
	1800	230/460	404T	NONE	E922	404TTDS6060	★	\$5,852	E2	95.4	226/113	32.50	YD	A222
	1200	230/460	444T	TSTAT	U272	444TTDS16077	★	\$9,134	E2	95.4	234/117	37.75		A228
125	3600	460	404TS	NONE	U250	404TSTDS6001	★	\$7,875	E2	95.0	140	29.50	YD	A225
	1800	460	405T	NONE	E923	405TTDS6060	★	\$7,408	E2	95.4	141	34.00	YD	A222
	1200	460	445T	TSTAT	U273	445TTDS16076	★	\$11,987	E2	95.0	145	39.75	YD	A228
150	3600	460	405TS	NONE	U251	405TSTDS6007	★	\$9,215	E2	95.0	165	31.00	YD	A225
	1800	460	444T	NONE	E924	444TTDS6060	★	\$9,945	E2	95.8	170	37.75	YD	A228
	1200	460	447T	TSTAT	U274	447TTDN16077	★	\$12,325	E2	95.4	185	43.25		N/A
200	3600	460	444TS	TSTAT	U252	444TSTDS16003	★	\$14,334	E2	95.8	216	34.00	YD	A231
	1800	460	445T	NONE	E925	445TTDS6060	★	\$12,478	E2	95.8	225	39.75	YD	A228
	1200	460	449T	TSTAT	U275	449TTDN16076	★	\$14,715	E2	95.4	245	43.25	YD	N/A
250	3600	460	447TS	NONE	U785	447TSTDN16004	★	\$16,694	E2	95.8	274	39.50	YD	A293
	1800	460	447T	NONE	U786	447TTDN16046	★	\$15,414	E2	96.2	292	43.25	YD	N/A
300	3600	460	447TS	NONE	U788	447TSTDN16007	★	\$19,475	E2	95.4	336	39.50	YD	A293
	1800	460	447T	NONE	U789	447TTDN16041		\$17,456	E2	96.2	340	43.25	YD	N/A
	1200	460	449T	NONE	U790	449TTDN16077		\$23,071	E2	95.8	365		YD	N/A
350	3600	460	447TS	NONE	U791	447TSTDN16008	★	\$21,422	E2	95.4	385	39.50	YD	A293
400	3600	460	449TS	NONE	U793	449TSTDN16003	★	\$24,762	E2	95.8	445	44.50	YD	A293
450	3600	460	449TS	NONE	U795	449TSTDN16004	★	\$31,299	E2	95.8	495	44.50	YD	A293
500	3600	460	449TS	NONE	U797	449TSTDN16005	★	\$34,869	E2	95.8	545	44.50	YD	A293

Blue shaded areas are Cast Iron Frames

General Purpose, Three Phase

Dripproof, Standard Efficiency



Features:

- Ball bearings, mechanically locked on shaft end
- NEMA Service Factors
- UL Recognized and CSA Certified



C-Face Footless

Suitable for use on VFD per guidelines on page 17.

HP	RPM	VOLTS	FRAME	CAT. NO.	MODEL NO.	STOCK	FORMER CAT. NO.	FORMER MODEL NO.	LIST PRICE	MULT. SYMB.	NOM. EFF.	F.L. AMPS	"C" DIM.	FOOT NOTES
1/4	1800	208-230/460	56C	K247	5K49DN4132	*	G245	56T17D2105	\$192	F1	67.4	1.1-1.2/0.6	9.52	17,68
1/3	3600	208-230/460	56C	KG215	5K35FN55	*	P001	56T34D5310	\$166	F1	61.0	1.5-1.8/0.9	9.90	68,115
	1800	208-230/460	56C	K248	5K49FN4138	*	G201	56T17D2106	\$222	F1	69.2	1.5-1.6/0.8	9.52	68
1/2	3600	208-230/460	56C	K216	5K36JN57	*	P002	56T34D5311	\$188	F1	69.8	2.0-2.0/1.0	10.31	68,114
	1800	208-230/460	56C	K249	5K42HN4127	*	G203	56T17D2107	\$250	F1	74.7	2.3-2.2/1.1	9.90	68
	1800	575	56C	G242	56T17D2115	*			\$250	F1	68.0	0.9	10.30	
	1200	208-230/460	56C	K1299	5K46MN6018	*	G248	56T11D5311	\$330	F1	72.0	2.4-2.7/1.4	10.44	68
3/4	3600	208-230/460	56C	G205	56T34D5327	*			\$226	F1	74.0	3.0-3.2/1.6	10.44	d,68
	3600	208-230/460	56C	K218	5K37MN37	*	P003	56T34D5312	\$226	F1	74.0	2.6-2.6/1.3	10.70	48,68,113
	1800	208-230/460	56C	K250	5K46KN4125	*	G207	56T17D2108	\$279	F1	74.3	2.7-2.8/1.4	10.80	
	1800	575	56C	G243	56T17D2116	*			\$279	F1	75.5	1.1	10.80	
	1200	208-230/460	56C	K1300	5K49PN6019	*			\$341	F1	76.1	2.9-2.8/1.4	11.38	
1200	208-230/460	143TC	K1301	5K49PN8020	*	C111	143TTDR5378	\$389	E6	76.1	2.9-2.8/1.4	11.50	d,68	
1	3600	208-230/460	56C	K220	5K38PN47	*	P004	56T34D5313	\$257	F1	74.0	3.3-3.2/1.6	11.30	48,68,112
	1800	208-230/460	56C	K251	5K46MN4126	*	G221	56T17D2109	\$284	F1	79.2	3.6-3.8/1.9	10.73	
	1800	208-230/460	143TC	K634	5K46MN8423	*	C120	143TTDR5331	\$334	E6	79.2	3.6-3.8/1.9	12.42	
	1800	575	56C	G244	56T17D2127	*			\$284	F1	77.0	1.4	11.30	
1200	208-230/460	145TC	C150	145TTDR5377	*	K2024	5KE49UN8406	\$413	E6	75.5	4.1-4.2/2.1	11.49	d,68	
1 1/2	3600	208-230/460	56C	K222	5K46KN2173	*	P005	56T34D5314	\$313	F1	80.0	5.0-4.8/2.4	10.73	48,68,111
	3600	208-230/460	143TC	K2018	5KE49PN8418	*			\$390	E6	82.5	4.4-4.0/2.0	11.50	
	1800	208-230/460	56C	K521	5K49PN4120	*	G225	56T17D5318	\$314	F1	79.8	5.8-5.6/2.8	11.33	
	1800	208-230/460	145TC	K622	5K49RN8424	*	C121	145TTDR5340	\$358	E6	82.1	5.2/2.6	11.95	
	1200	208-230/460	145TC	C162	145TTDR5384				\$432	E6	78.5	5.45-5.4/2.7	12.49	68
2	3600	208-230/460	145TC	C102	145TTDR5311	*	K2019	5KE49RN8420	\$413	E6	80.0	6.4-6.2/3.1	10.49	d,68
	3600	208-230/460	56C	K224	5K49NN2180	*	P006	56T34D5315	\$367	F1	80.0	6.0-6.0/3.0	11.33	48,68,110
	1800	208-230/460	56C	K644	5K49ZN4611	*	G229	56T17D5319	\$345	F1	83.8	6.6-6.4/3.2	13.81	
	1800	208-230/460	145TC	C122	145TTDR5341	*			\$386	E6	81.5	6.2-6.2/3.1	11.99	68
	1200	230/460	184TC	C1152	184TTDW7379				\$497	E6	80.0	6.8/3.4	14.47	13,68
3	3600	208-230/460	56C	G289	56T34D5339	*			\$412	F1	84.0	8.9-8.4/4.2	11.44	d,68
	3600	208-230/460	56C	K226	5K48TN2182	*	P007	56T34D5316	\$412	F1	84.0	8.9-8.2/4.1	12.61	18,48,68
	3600	208-230/460	145TC	C103	145TTDR5312	*	K2020	5KE49UN8394	\$454	E6	84.0	8.9-8.4/4.2	11.49	68
	1800	208-230/460	145TC	C163	145TTDR5646				\$453	E6	84.0	9.2-8.6/4.3	13.49	68
	1800	208-230/460	182TC	C123	182TTDR8067	*			\$462	E6	81.5	9.2-9.0/4.5	14.28	d,68
1800	208-230/460	182TC	C1123	182TTDW8067	*			\$462	E6	82.5	9.2-9.0/4.5	12.28	13,68	
5	3600	208-230/460	182TC	C1104	182TTDW8204	*			\$575	E6	82.5	14.6-14.0/7.0	13.23	13,68
	1800	208-230/460	184TC	C124	184TTDR8329	*			\$504	E6	85.5	14.4-13.2/6.6	15.28	d,68
	1800	208-230/460	184TC	C1124	184TTDW8329	*			\$504	E6	81.1	14.6-13.2/6.6	13.28	13,68
7 1/2	3600	208-230/460	184TC	C105	184TTDR9308	*			\$659	E6	87.5	19.0-17.6/8.8	14.70	d,CF,68
	3600	208-230/460	184TC	C1105	184TTDW9308	*			\$659	E6	87.0	21.0-19.0/9.5	13.78	13,68
	1800	208-230/460	213TC	C125	213TTDW7046				\$667	E6	84.0	22.0-21.6/10.8	16.53	68
	1200	208-230/460	254TC	C155	254TTDX7090				\$1,072	E6	81.5	23.0-22.2/11.1	20.92	68
10	3600	208-230/460	213TC	C106	213TTDW7021	*			\$812	E6	85.5	28.0-25.0/12.5	16.53	68
	1800	208-230/460	215TC	C126	215TTDW7046				\$809	E6	87.5	29.0-26.4/13.2	18.03	68
	1200	230/460	256TC	C156	256TTDX7396				\$1,216	E6	87.5	27.6/13.8	22.67	68

General Purpose, Three Phase

Dripproof, EPAct Efficiency

THREE PHASE



Applications: General purpose use on gear reducers, pumps, machine tools, and other direct coupled equipment installed in environments that are relatively clean and dry. For use outdoors an enclosure or drip cover may be required (see Accessories section).

- Features:**
- Ball bearings, mechanically locked on shaft end
 - NEMA Service Factors
 - UL Recognized and CSA Certified



C-Face Footed (Rigid Base)

Suitable for use on VFD per guidelines on page 17.

HP	RPM	VOLTS	FRAME	CAT. NO.	MODEL NO.	STOCK	CT SPEED RANGE*	LIST PRICE	MULT. SYMB.	NOM. EFF.	F.L. AMPS	"C" DIM.	FOOT NOTES
1/3	1800	208-230/460	56C	K1305	5K42FN4033	★	-----	\$242	F1	69.2	1.5-1.6/0.8	9.95	
1/2	3600	208-230/460	56C	K1306	5K49FN2045	★	-----	\$229	F1	65.5	2.2-2.5/1.3	10.38	114
	1800	208-230/460	56C	K1307	5K42HN4032	★	-----	\$270	F1	74.7	2.3-2.2/1.1	9.95	
3/4	1800	208-230/460	56C	K1308	5K46KN4031	★	-----	\$299	F1	74.3	3.3-3.0/1.5	10.78	
1	1800	208-230/460	143TC	K2021	5KE49PN8391	★	-----	\$325	E2	82.5	3.2-3.1/1.55	11.50	
	1800	208-230/460	56HC	K635	5K46MN4623	★	-----	\$304	F1	79.2	3.6-3.8/1.9	10.78	
1 1/2	3600	208-230/460	56C	K690	5K46HN2546	★	-----	\$333	F1	80.0	5.2-5.0/2.5	10.44	
	1800	208-230/460	145TC	K2022	5KE49TN8401	★	-----	\$333	E2	84.0	4.5-4.4/2.2	12.03	
	1800	208-230/460	56HC	K646	5K49RN4617	★	-----	\$334	F1	82.1	5.2/2.6	11.91	
2	3600	208-230/460	56C	K1311	5K49NN2046	★	-----	\$387	F1	80.5	6.6-6.0/3.0	11.38	
	1800	208-230/460	145TC	K2023	5KE49UN8407	★	-----	\$375	E2	84.0	6.4-6.0/3.0	13.34	
	1800	208-230/460	56HC	K648	5K49ZN4616	★	-----	\$365	F1	83.6	6.2-5.8/2.9	13.86	
5	3600	208-230/460	182TC	U402	182TTDR4108	★	2:1	\$630	E2	86.5	13.4-12.0/6.0	14.46	d,68
	3600	208-230/460	182TC	U1402	182TTDW4108	★	2:1	\$630	E2	86.5	14.0-12.4/6.2	13.20	68
	1800	230/460	184TC	U1403	184TTDW4132	★	2:1	\$617	E2	87.5	13.2/6.6	14.96	13,68
7 1/2	3600	208-230/460	184TC	U404	184TTDR4107	★	2:1	\$849	E2	87.5	20.0-17.6/8.8	15.46	d,13,68
	3600	208-230/460	184TC	U1404	184TTDW4107	★	2:1	\$849	E2	87.5	20.0-17.6/8.8	14.20	13,68
	1800	230/460	213TC	U405	213TTDW4045	★	2:1	\$838	E2	88.5	19.2/9.6	18.03	d,68
10	3600	230/460	213TC	U432	213TTDW4315		2:1	\$866	E2	88.5	23.4/11.7	18.03	YD,68
	1800	208-230/460	215TC	U433	215TTDW4335		2:1	\$997	E2	89.5	28.0-25.0/12.5	18.03	YD,68
15	3600	230/460	215TC	U435	215TTDW4315		2:1	\$1,262	E2	90.2	34.0/17.0	19.28	YD,13,68
	1800	208-230/460	254TC	U436	254TTDX4065	★	2:1	\$1,313	E2	91.0	42.0-38.5/19.2	22.64	YD,68
20	3600	230/460	254TC	U437	254TTDX4315		2:1	\$1,511	E2	91.0	46.0/23.1	20.89	YD,68
	1800	208-230/460	256TC	U438	256TTDX4345		2:1	\$1,564	E2	91.0	55.0-52.0/26.0	22.64	A,YD,68
25	3600	230/460	256TC	U439	256TTDX4315		2:1	\$1,804	E2	91.0	58.0/29.0	22.64	YD,68
	1800	230/460	284TSC	U440	284TSTDP4062		2:1	\$1,892	E2	91.7	61.0/30.5	22.06	YD,68
30	3600	230/460	284TSC	U441	284TSTDP4306	★	2:1	\$2,224	E2	91.0	72.0/36.0	22.06	YD,68
	1800	230/460	286TSC	U442	286TSTDP4328		2:1	\$2,155	E2	92.4	72.0/36.0	23.56	YD,68
40	3600	230/460	286TSC	U443	286TSTDP4310	★	2:1	\$2,766	E2	91.7	94.0/47.0	23.56	d,YD,68
	1800	230/460	324TSC	U444	324TSTDP4070		----	\$2,734	E2	93.0	97.0/48.5	24.50	YD,68
50	3600	230/460	324TSC	U445	324TSTDP4016	★	----	\$3,357	E2	92.4	117/58.5	24.50	YD,68
	1800	230/460	326TSC	U446	326TSTDP4055		----	\$3,121	E2	93.0	123/61.5	26.00	YD,68
60	3600	230/460	326TSC	U447	326TSTDP4310		----	\$3,762	E2	93.0	135/67.5	26.00	YD,68
	1800	230/460	364TSC	U448	364TSTDS4355		----	\$3,915	E2	93.6	144/72	26.50	YD,68
75	3600	230/460	364TSC	U449	364TSTDS4313		----	\$5,061	E2	93.0	183/91.5	26.50	YD,68
	1800	230/460	365TSC	U450	365TSTDS4634		----	\$4,641	E2	94.1	179/89.5	27.50	YD,68
100	3600	230/460	365TSC	U451	365TSTDS4324		----	\$6,465	E2	93.0	240/120	27.50	YD,68
	1800	230/460	404TSC	U452	404TSTDS4364		----	\$6,045	E2	94.1	236/118	29.50	YD,68
125	3600	460	404TSC	U453	404TSTDS4308	★	----	\$7,775	E2	93.6	142	29.50	YD,68
150	3600	460	405TSC	U455	405TSTDS4302		----	\$9,771	E2	93.6	169	31.00	YD,68
	1800	460	444TSC	U456	444TSTDS4056		----	\$9,903	E2	95.0	176	34.00	YD,13,68

Blue shaded areas are Cast Iron Frames

* Requires nameplate modification

Catalog numbers (Cat No.) highlighted in bold blue have efficiency levels that meet or exceed U.S. EPAct and/or NRCAN Canadian standards.

General Purpose, Three Phase

Totally Enclosed, Standard and EAct Efficiencies



Applications: General purpose use on pumps, fans, blowers, compressors, conveyors, and other industrial machinery installed in damp, dusty, or dirty environments. Additionally, cast iron frame motors may be suitable for the process industries.

Features:



- Frame constructions are heavy gauge steel or Aluminum, as noted
- Ball bearings (except as noted)
- 1.15 Service Factor (except as noted)
- 60/50 hertz at next lower horsepower, as noted
- Will accept C-Face Kits as noted, also see Accessories section
- UL Recognized and CSA Certified
- Two year warranty on EAct efficient motors (bold blue Catalog Numbers)

Rigid Base

Suitable for use on VFD per guidelines on page 17.

HP	RPM	VOLTS	FRAME	CAT. NO.	MODEL NO.	STOCK	FORMER CAT. NO.	FORMER MODEL NO.	CT SPEED RANGE*	LIST PRICE	MULT. SYMB.	NOM. EFF.	F.L. AMPS	"C" DIM.	FOOT NOTES	C-FACE KITS
1/4	1800	208-230/460	48	K151	5K32GN30	*	K420	48T17F2000	-----	\$207	F1	62.9	1.3-1.4/0.7	9.92	20	N/A
	1800	230/460	48	K194	5K33KN92	*			-----	\$301	F1	67.5	1.2/0.6	9.19	17	N/A
	1800	208-230/460	56	K439	5K49DN4131	*			-----	\$265	F1	67.4	1.1-1.2/0.6	9.57	N,17	A536
	1800	575	48	K418	5K32GN53	*			-----	\$280	F1	61.2	0.6	9.92	17	N/A
	1200	230/460	56	K321	5K35MN75	*	G301	56T11F5300	-----	\$297	F1	66.0	1.4/0.7	10.93	20,68	AG215
1/3	3600	208-230/460	48	K153	5K33FN30	*			-----	\$207	F1		1.5-1.8/0.9	10.20	17	N/A
	1800	208-230/460	56	K154	5K49FN4136	*	G303	56T17F2034	-----	\$224	F1	69.2	1.5-1.6/0.8	10.73	20,68	A536
	1800	208-230/460	56	K196	5K49FN4129	*			-----	\$338	F1	73.4	1.3-1.4/0.7	9.57	17,N	A536
	1800	575	56	G304	56T17F2043	*			-----	\$224	F1	65.5	0.6	10.22	25	N/A
	1200	230/460	56	K155	5K36PN30	*	G306	56T11F5301	-----	\$314	F1	67.3	1.8/0.9	11.40	20,68	AG215
1/2	3600	208-230/460	56	G308	56T34F5328	*			2:1	\$203	F1	66.0	2.1-2.2/1.1	11.82	68	A437
	3600	575	56	G309	56T34F5333	*			2:1	\$203	F1	66.0	0.9	11.82		A437
	1800	208-230/460	56	K158	5K35MNB117	*	G321	56T17F2035	-----	\$250	F1	76.1	2.1-2.2/1.1	10.93	19	AG215
	1800	208-230/460	56	K197	5K42HN4109	*			-----	\$376	F1	76.9	1.8-1.8/0.9	9.95	17,N	A536
	1800	575	56	K426	5K42HN4134	*	G322	56T17F2044	-----	\$250	F1	76.9	0.8	11.00	19,50	A536
	1200	208-230/460	56	K159	5K49MN6079	*	G324	56T11F5302	-----	\$345	F1	72.0	2.6-2.6/1.3	11.43	5,19	A536
3/4	3600	208-230/460	56	K160	5K37NN30	*	G326	56T34F5329	-----	\$242	F1	74.1	2.6-2.5/1.3	11.76	19	AG215
	3600	575	56	G327	56T34F5334	*			2:1	\$242	F1	74.0	1.3	11.82		A437
	1800	200-208	56	G328	56T17F2045	*			-----	\$276	F1	75.5	3.2/3.3	11.22	25	N/A
	1800	208-230/460	56	K161	5K36PNB111	*	G329	56T17F2037	-----	\$276	F1	78.9	2.8-2.8/1.4	11.36	19	AG215
	1800	208-230/460	56	K198	5K49PN4113	*			-----	\$387	F1	80.6	2.4-2.4/1.2	11.38	17,N	A536
	1800	575	56	G1340	5K36PN251	*	G340	56T17F2046	-----	\$276	F1	73.4	1.3	11.40	19	A536
	1200	208-230/460	56	K162	5K46PN6082	*	G342	56T11F5303	-----	\$357	F1	76.1	2.9-2.8/1.4	11.83	68	AG215
	1200	208-230/460	143T	H700	143TTFR5376	*			2:1	\$347	E6	74.0	3.2-3.2/1.6	12.37	68	A438
1	3600	208-230/460	56	K163	5K38RN30	*	G344	56T34F5330	-----	\$272	F1	78.5	3.2-3.0/1.5	12.36	19,68	AG215
	3600	575	56	G345	56T34F5335	*			2:1	\$272	F1	74.0	1.5	11.82		A437
	1800	200	143T	E824	143TTFR4028	*			10:1	\$325	E8	82.5	3.5	12.87		A438
	1800	200-208	143T	H664	143TTFR5327	*			2:1	\$286	E6	77.0	4.15-4.3	12.37		A438
	1800	208-230/460	56	G347	56T17F5302	*	K2064	5KE49PN4600	2:1	\$289	F1	77.0	3.5-3.6/1.8	12.32	68	A437
	1800	208-230/460	56	K164	5K49MN4105	*			-----	\$369	F1	79.2	3.6-3.8/1.9	11.43	17	A536
	1800	208-230/460	143T	E950	143TTFR4026	*	K2012	5KE49PN8377	10:1	\$325	E8	82.5	3.2-3.0/1.5	12.87	68	A438
	1800	575	56	K424	5K49MN4111	*	G348	56T17F5307	-----	\$289	F1	78.2	1.7	11.43	19	A536
	1800	575	143T	E827	143TTFR4030	*	K2013	5KE49PN8399	10:1	\$325	E8	82.5	1.2	12.87		A438
	1200	230/460	56H	K165	5K49UN6085	*	G360	56T11F5304	-----	\$382	F1	76.1	3.6/1.8	13.07	18,68	A536
	1200	230/460	145T	E979	145TTFR4076	*			10:1	\$414	E8	80.0	3.3/1.65	13.37	68	A438

* Requires nameplate modification

Catalog numbers (Cat No.) highlighted in bold blue have efficiency levels that meet or exceed U.S. EAct and/or NRCAN Canadian standards.

Continued on next page.

General Purpose, Three Phase

Totally Enclosed, Standard and EPart Efficiencies

Rigid Base

THREE PHASE

HP	RPM	VOLTS	FRAME	CAT. NO.	MODEL NO.	STOCK	FORMER CAT.NO.	FORMER MODEL NO.	CT SPEED RANGE*	LIST PRICE	MULT. SYMB.	NOM. EFF.	F.L. AMPS	"C" DIM.	FOOT NOTES	C-FACE KITS	
1 1/2	3600	200	143T	E830	143TTFR4003				2:1	\$342	E8	82.5	4.6	12.87		A438	
	3600	208-230/460	56	K166	5K46KN2175	*	G383	56T34F5331	-----	\$328	F1	77.3	5.0-4.8/2.4	11.83		A536	
	3600	208-230/460	143T	E832	143TTFR4001	*			2:1	\$342	E8	82.5	4.4-4.0/2.0	12.87	68	A438	
	3600	575	56	G363	56T34F5336				2:1	\$328	F1	80.0	1.8	11.82		A437	
	3600	575	143T	E834	143TTFR4005				2:1	\$342	E8	82.5	1.6	12.87		A438	
	1800	200	145T	E836	145TTFR4029				10:1	\$362	E8	84.0	5.1	14.37		A438	
	1800	200-208	145T	H665	145TTFR5328	*			2:1	\$317	E6	80.0	5.5-5.9	12.37		A438	
	1800	208-230/460	56H	K167	5K49SN4118	*	G365	56T17F5303	-----	\$330	F1	81.7	4.7-4.4/2.2	13.07	5,19,68	A536	
	1800	208-230/460	145T	E951	145TTFR4026	*	K2014	5KE49TN8368	10:1	\$362	E8	84.0	4.6-4.4/2.2	14.37	68	A438	
	1800	575	145T	E838	145TTFR4038	*	K2015	5KE49TN8402	10:1	\$362	E8	84.0	1.8	14.37		A438	
	1200	230/460	182T	E982	182TTFR4076	*			10:1	\$428	E8	85.5	5.0/2.5	14.97	d,68	A644	
	1200	230/460	182T	E1982	182TTFW4076	*			10:1	\$428	E8	85.5	5.4/2.7	13.46	13,68	A666	
	2	3600	200	145T	E840	145TTFR4005				2:1	\$397	E8	84.0	6.0	13.37		A438
		3600	208-230/460	145T	E994	145TTFR4001	*	K2049	5KE49TN8403	2:1	\$397	E8	84.0	5.7-5.2/2.6	13.37	68	A438
3600		575	56H	G368	56T34F5337				2:1	\$382	F1	80.0	2.4	12.32	5	A437	
3600		575	145T	E843	145TTFR4007				2:1	\$397	E8	84.0	2.1	13.37		A438	
1800		200	145T	E845	145TTFR4032				10:1	\$397	E8	84.0	64.5	13.87		A438	
1800		200-208	145T	H666	145TTFR5330	*			2:1	\$349	E6	82.5	6.8-6.8	13.87		A438	
1800		208-230/460	56	K1492	5K49ZN4252	*	G369	56T17F5326	-----	\$368	F1	83.6	6.2-5.8/2.9	14.38		A536	
1800		208-230/460	145T	E952	145TTFR4027	*	K2016	5KE48WN8361	10:1	\$397	E8	84.0	6.0-5.6/2.8	13.87	68	A438	
1800		575	145T	E847	145TTFR4039	*	K2017	5KE48WN8393	10:1	\$397	E8	84.0	2.3	13.87		A438	
1200		230/460	184T	E995	184TTFR4076	*			10:1	\$470	E8	86.5	6.0/3.0	15.97	d,68	A644	
1200		230/460	184T	E1995	184TTFW4076	*			10:1	\$470	E8	86.5	7.2/3.6	13.96	13,68	A666	
3		3600	208-230/460	56H	G385	56T34F5338				2:1	\$428	F1	84.0	8.4-7.6/3.8	13.52	5,68	A437
	3600	208-230/460	182T	E967	182TTFR4001	*			2:1	\$449	E8	85.5	8.2-7.4/3.7	14.97	d,68	A644	
	3600	208-230/460	182T	E1967	182TTFW4001	*			2:1	\$449	E8	85.5	8.2-7.4/3.7	13.46	68	A666	
	3600	230/460	145T	K2011	5KE49WN8367	*			-----	\$530	E8	85.5	7.6/3.8	14.64	5	A537	
	3600	575	182T	U1603	182TTFW4005		U603	182TTFR4005	2:1	\$449	E8	85.5	3.0	14.97		A666	
	1800	200	182T	L633	182TTFR5327	*			2:1	\$389	E6	84.0	9.9	15.65	25	A644	
	1800	200	182T	U1605	182TTFW4038				10:1	\$425	E8	87.5	9.7	14.97	13	A666	
	1800	230/460	56H	G387	56T17F5327				2:1	\$391	F1	84.0	8.6/4.3	14.82	68	A437	
	1800	208-230/460	182T	E953	182TTFB4026	*			10:1	\$425	E8	87.5	8.8-8.2/4.1	13.96	68	A644	
	1800	575	182T	U608	182TTFR4040	*			10:1	\$425	E8	87.5	3.4	14.97	d	A644	
	1800	575	182T	U1608	182TTFW4040	*			10:1	\$425	E8	87.5	3.4	12.96	13	A666	
	1200	230/460	213T	E980	213TTFW4076	*			10:1	\$624	E8	87.5	9.2/4.6	20.23	68	A609	

* Requires nameplate modification Catalog numbers (Cat No.) highlighted in bold blue have efficiency levels that meet or exceed U.S. EPart and/or NRCan Canadian standards.

Continued on next page.

General Purpose, Three Phase

Totally Enclosed, Standard and EAct Efficiencies

Rigid Base

HP	RPM	VOLTS	FRAME	CAT. NO.	MODEL NO.	STOCK	CT SPEED RANGE*	LIST PRICE	MULT. SYMB.	NOM. EFF.	F.L. AMPS	"C" DIM.	FOOT NOTES	C-FACE KITS
5	3600	200	184T	U1611	184TTFW4003		2:1	\$555	E8	87.5	14.3	15.97	13	A666
	3600	208-230/460	184T	E963	184TTFR4001	*	2:1	\$555	E8	87.5	13.4-12.4/6.2	15.97	d,68	A644
	3600	208-230/460	184T	E1963	184TTFW4001	*	2:1	\$555	E8	87.5	13.4-12.2/6.1	14.46	13,68	A666
	3600	575	184T	U1614	184TTFW4005		2:1	\$555	E8	87.5	5.0	15.97	13	A666
	1800	200	184T	U1616	184TTFW4038		10:1	\$496	E8	87.5	15.0	15.97	13	A666
	1800	200	184T	H668	184TTFR7727	*	2:1	\$453	E6	84.0	15.2	17.47		A644
	1800	200	184T	H1668	184TTFW7727	*	2:1	\$453	E6	87.5	15.0	13.96	13	A666
	1800	208-230/460	184T	E954	184TTFB4026	*	10:1	\$496	E8	87.5	14.2-13.0/6.5	14.96	68	A644
	1800	575	184T	U1619	184TTFW4040	*	10:1	\$496	E8	87.5	5.3	13.96	13	A666
1200	230/460	215T	E970	215TTFW4076	*	10:1	\$897	E8	87.5	14.0/7.0	21.48	68	A609	
7 1/2	3600	200	213T	U622	213TTFW4003		2:1	\$725	E8	89.5	21.2	20.23		A609
	3600	230/460	213T	E972	213TTFW4001	*	2:1	\$725	E8	88.5	18.4/9.2	18.73	68	A609
	3600	575	213T	U625	213TTFW4005		2:1	\$725	E8	88.5	7.4	18.73		A609
	1800	200	213T	U627	213TTFW4028		10:1	\$711	E8	89.5	23.0	18.73		A609
	1800	200	213T	H669	213TTFW7028	*	2:1	\$650	E8	87.5	22.3	18.73		A609
	1800	208-230/460	213T	E955	213TTFW4026		10:1	\$711	E8	89.5	21.6-20.0/10.0	20.23	68	A609
	1800	208-230/460	213T	E1955	213TTFBA4026	*	10:1	\$711	E8	89.5	21.0-19.6/9.8	18.74	68	A204
	1800	575	213T	U630	213TTFW4030	*	10:1	\$711	E8	89.5	8.0	18.73		A609
	1200	230/460	254T	U632	254TTFL14076	*	10:1	\$1,180	E8	89.5	22.0/11.0	24.75	AL,68	A1209
10	3600	200	215T	U634	215TTFW4003		2:1	\$847	E8	89.5	27.6	20.23		A609
	3600	230/460	215T	E969	215TTFW4001	*	2:1	\$847	E8	89.5	24.0/12.0	20.23	68	A609
	3600	575	215T	E821	215TTFW4005		2:1	\$847	E8	89.5	9.6	20.23		A609
	1800	200	215T	H670	215TTFW7028	*	2:1	\$808	E6	88.5	28.8	20.23		A609
	1800	200	215T	E822	215TTFW4028		10:1	\$861	E8	89.5	29.9	20.23		A609
	1800	208-230/460	215T	E1956	215TTFBA4026	*	10:1	\$861	E8	89.5	27.6-25/12.5	20.24	68	A204
	1800	575	215T	U640	215TTFW4030	*	10:1	\$861	E8	89.5	10.4	20.23		A609
	1200	230/460	256T	E973	256TTFL14076		10:1	\$1,505	E8	89.5	26.0/13.0	26.24	AL,68	A1209
15	3600	200	254T	U643	254TTFL14004		2:1	\$1,175	E8	90.2	40.5	22.49	AL	A1209
	3600	230/460	215T	U670	215TTFW4007	*	2:1	\$1,175	E8	90.2	36.0/18.0	20.23	68	A609
	3600	230/460	254T	E977	254TTFL14001	*	2:1	\$1,175	E8	90.2	35.0/17.5	22.49	AL,68	A1209
	3600	575	254T	U645	254TTFL14005		2:1	\$1,175	E8	90.2	14.0	22.99	AL	A1209
	1800	200	254T	H623	254TTFL17039	*	2:1	\$1,067	E6	88.5	44.4	22.49	AL,d	A1209
	1800	200	254T	U646	254TTFL14027		10:1	\$1,167	E8	91.0	46.0	22.99	AL	A1209
	1800	208-230/460	254T	E996	254TTFL14026	*	10:1	\$1,167	E8	91.0	42.0-40.0/20.0	22.99	AL,68	A1209
	1800	575	254T	E997	254TTFL14030		10:1	\$1,167	E8	91.0	16.0	22.99	AL	A1209
20	3600	230/460	256T	E974	256TTFL14001	*	2:1	\$1,543	E8	90.2	47.0/23.5	24.74	AL,68	A1209
	1800	200	256T	U651	256TTFL14027		10:1	\$1,437	E8	91.0	58.5	26.24	AL	A1209
	1800	200	256T	H274	256TTFL15027		2:1	\$1,349	E6	88.5	60.0	24.74	AL	A1209
	1800	208-230/460	256T	E965	256TTFL14026	*	10:1	\$1,437	E8	91.0	55.0-51.0/25.5	26.24	AL,68	A1209
	1800	575	256T	E998	256TTFL14030		10:1	\$1,437	E8	91.0	20.4	26.24	AL	A1209

* Requires nameplate modification

Catalog numbers (Cat No.) highlighted in bold blue have efficiency levels that meet or exceed U.S. EAct and/or NRCan Canadian standards.

General Purpose, Three Phase

Totally Enclosed, Standard and EPAct Efficiencies



THREE PHASE



Applications: General purpose use on pumps, fans, blowers, compressors, conveyors, and other industrial machinery installed in damp, dusty, or dirty environments. Additionally, cast iron frame motors may be suitable for the process industries.

- Features:**
- 1.15 Service Factor
 - Nameplated 60/50 hertz at next lowest horsepower
 - Will accept C-Face Kits as noted, also see Accessories section
 - Severe duty kits available, see Accessories section
 - Shaft slinger, regreasable bearings (182T and larger), lead lugs (364T and larger), and bearing caps on 444T and larger
 - Ball bearings, except where noted
 - UL Recognized and CSA Certified
 - Two year warranty on EPAct efficient motors (bold blue Catalog Numbers)



Rigid Base

Suitable for use on VFD per guidelines on page 14.

HP	RPM	VOLTS	FRAME	CAT. NO.	MODEL NO.	STOCK	CT SPEED RANGE*	LIST PRICE	MULT. SYMB.	NOM. EFF.	F.L. AMPS	"C" DIM.	FOOT NOTES	C-FACE KITS
3/4	1200	208-230/460	143T	H457	143TTFN8076	★	2:1	\$347	E6	74.0	3.1-3.2/1.6	12.04	68	A603
1	1800	200	143T	E825	143TTTN4028		1000:1	\$342	E1	82.5	3.7	10.43	N	A603
	1800	208-230/460	143T	E826	143TTTC4026	★	1000:1	\$342	E1	85.5	3.2-3.0/1.5	10.43	DS,N,68	A603
	1800	575	143T	E828	143TTTN4030	★	1000:1	\$342	E1	82.5	1.3	10.43	d,N	A603
	1200	230/460	145T	E829	145TTTN4076	★	1000:1	\$437	E1	80.0	3.4/1.7	11.43	N,68	A655
	1200	575	145T	U672	145TTTN4080	★	1000:1	\$437	E1	80.0	1.3	11.43	N	A655
	900	230/460	182T	L409	182TTFS8101	★	----	\$661	E6	72.0	4.0/2.0	14.81	68	A644
1 1/2	3600	200	143T	E831	143TTTN4003		1000:1	\$361	E1	86.5	4.6	10.43	N	A603
	3600	208-230/460	143T	E833	143TTTN4001	★	1000:1	\$361	E1	82.5	4.4-4.0/2.0	10.43	N,68	A603
	3600	575	143T	E835	143TTTN4005		1000:1	\$361	E1	86.5	1.6	10.43	N	A603
	1800	200	145T	U601	145TTTN4032		1000:1	\$380	E1	84.0	5.1	11.43	N	A655
	1800	208-230/460	145T	E837	145TTTC4026	★	1000:1	\$380	E1	84.0	4.6-4.2/2.1	11.43	DS,N,68	A655
	1800	575	145T	E839	145TTTN4035	★	1000:1	\$380	E1	84.0	1.8	11.43	N	A655
	1200	230/460	182T	E823	182TTFS4076	★	10:1	\$449	E1	85.5	5.0/2.5	14.81	68	A644
	900	230/460	184T	L410	184TTFS8102	★	----	\$762	E6	74.0	5.8/2.9	15.81	68	A644
2	3600	200	145T	E841	145TTTN4003		1000:1	\$418	E1	86.5	6.0	11.43	N	A655
	3600	208-230/460	145T	E842	145TTTN4001	★	1000:1	\$418	E1	84.0	5.8-5.4/2.7	11.43	N,68	A655
	3600	575	145T	E844	145TTTN4005		1000:1	\$418	E1	86.5	2.1	11.43	N	A655
	1800	200	145T	U606	145TTTN4030		1000:1	\$418	E1	85.5	6.9	11.43	N	A655
	1800	208-230/460	145T	E846	145TTTC4027	★	1000:1	\$418	E1	84.0	6.0-5.6/2.8	11.43	DS,N,68	A655
	1800	575	145T	E848	145TTTN4040	★	1000:1	\$418	E1	85.5	2.4	11.43	N	A655
	1200	230/460	184T	E849	184TTFS4076	★	10:1	\$495	E1	86.5	6.0/3.0	15.81	68	A644
	900	230/460	213T	L411	213TTFS8103	★	----	\$1,070	E6	80.0	8.0/4.0	18.22	68	A206
3	3600	208-230/460	182T	U602	182TTFS4001	★	2:1	\$471	E1	85.5	8.6-7.4/3.7	14.81	68	A644
	3600	575	182T	U604	182TTFS4005		2:1	\$471	E1	85.5	3.0	14.81		A644
	1800	208-230/460	182T	U607	182TTFC4026	★	10:1	\$447	E1	87.5	8.4-7.6/3.8	14.81	DS,68	A644
	1800	575	182T	U609	182TTFS4030	★	10:1	\$447	E1	87.5	3.4	14.81		A644
	1200	208-230/460	213T	U610	213TTFC4076	★	10:1	\$654	E1	88.5	9.8-9.4/4.7	18.19	DS,68	A652
	900	230/460	215T	L421	215TTFS8101	★	----	\$1,394	E6	81.5	11.4/5.7	19.72	68	A206
5	3600	208-230/460	184T	U613	184TTFS4001	★	2:1	\$582	E1	87.5	13.0-12.4/6.2	15.81	68	A644
	3600	575	184T	U615	184TTFS4005	★	2:1	\$582	E1	87.5	4.9	15.81		A644
	1800	208-230/460	184T	U618	184TTFC4026	★	10:1	\$520	E1	87.5	14.0-13.0/6.5	15.81	DS,68	A644
	1800	575	184T	U620	184TTFS4030	★	10:1	\$520	E1	87.5	5.2	15.81		A644
	1200	208-230/460	215T	U621	215TTFC4076	★	10:1	\$942	E1	89.5	16.2-16.0/8.0	19.61	DS,68	A652
	900	230/460	254T	L412	254TTFPA8102	★	----	\$1,924	E6	84.0	17.0/8.5	23.69	68	A239
7 1/2	3600	230/460	213T	U624	213TTFS4001	★	2:1	\$762	E1	88.5	19.0/9.5	18.20	68	A206
	3600	575	213T	U671	213TTFS4005	★	2:1	\$762	E1	88.5	7.6	18.20		A206
	1800	208-230/460	213T	U629	213TTFC4026	★	10:1	\$746	E1	89.5	21.0-19.6/9.8	18.20	DS,68	A206
	1800	575	213T	U631	213TTFS4030	★	10:1	\$746	E1	89.5	8.0	18.20		A206
	1200	208-230/460	254T	U633	254TTFC4076	★	10:1	\$1,239	E1	89.5	21.0-20.0/10.0	23.19	DS,68	A653
	900	230/460	256T	L413	256TTFPA8102	★	----	\$2,449	E6	84.0	24.0/12.0	25.44	68	A239

Blue shaded areas are Cast Iron Frames

* Requires nameplate modification

Catalog numbers (Cat No.) highlighted in bold blue have efficiency levels that meet or exceed U.S. EPAct and/or NRCan Canadian standards.

Continued on next page.

General Purpose, Three Phase

Totally Enclosed, Standard and EPart Efficiencies

Rigid Base

HP	RPM	VOLTS	FRAME	CAT. NO.	MODEL NO.	STOCK	CT SPEED RANGE*	LIST PRICE	MULT. SYMB.	NOM. EFF.	F.L. AMPS	"C" DIM.	FOOT NOTES	C-FACE KITS
10	3600	230/460	215T	U636	215TTFS4001	★	2:1	\$889	E1	90.2	24.0/12.0	19.70	68	A206
	3600	575	215T	U637	215TTFS4005		2:1	\$889	E1	90.2	9.6	19.70		A206
	1800	208-230/460	215T	U639	215TTFC4026	★	10:1	\$904	E1	89.5	28.4-25.6/12.8	19.70	DS,68	A206
	1800	575	215T	U641	215TTFS4030	★	10:1	\$904	E1	89.5	10.0	19.70		A206
	1200	208-230/460	256T	U642	256TTFC4076	★	10:1	\$1,579	E1	89.5	28.3-26.2/13.1	24.92	DS,68	A653
	900	230/460	284T	L414	284TTFPA8102	★	---	\$2,902	E6	84.0	31.0/15.5	26.26	68	A239
15	3600	230/460	254T	U644	254TTFPA4001	★	2:1	\$1,234	E1	90.2	36.0/18.0	23.69	68	A239
	3600	575	254T	U638	254TTFPA4005		2:1	\$1,234	E1	90.2	14.4	23.69		A239
	1800	230/460	254T	U647	254TTFC4026	★	10:1	\$1,226	E1	91.0	38.0/19.0	23.69	d,DS,68	A601
	1800	208-230/460	254T	U1647	254TTFCA4026	★	10:1	\$1,226	E1	91.7	40.0-37.0/18.5	23.70	DS,68	A284
	1800	575	254T	U648	254TTFNA4030	★	10:1	\$1,226	E1	91.0	15.6	23.52		A284
	1200	208-230/460	284T	E978	284TTFC4076	★	10:1	\$2,132	E1	90.2	44.7-40.4/20.2	26.26	DS,68	A654
	900	230/460	286T	L415	286TTFPA8102	★	---	\$3,813	E6	86.5	45.0/22.5	28.97	68	A617
20	3600	230/460	256T	U649	256TTFNA4001	★	2:1	\$1,620	E1	90.2	47.0/23.5	25.27	68	A284
	3600	575	256T	U650	256TTFNA4005		2:1	\$1,620	E1	90.2	18.8	25.27		A284
	1800	230/460	256T	U652	256TTFC4026	★	10:1	\$1,509	E1	91.0	51.0/25.5	25.11	d,DS,68	A601
	1800	208-230/460	256T	U1652	256TTFCA4026	★	10:1	\$1,509	E1	91.7	53.0-48.0/24.0	25.43	DS,68	A284
	1800	575	256T	U653	256TTFNA4030	★	10:1	\$1,509	E1	91.0	20.0	25.27		A284
	1200	208-230/460	286T	E968	286TTFC4076	★	10:1	\$2,547	E1	90.2	58.2-52.6/26.3	27.83	DS,68	A654
	900	230/460	324T	L416	324TTFPA8104	★	---	\$4,595	E6	87.5	64.0/32.0	28.97	d,68	A619
25	3600	230/460	284TS	E975	284TSTFPA4001	★	2:1	\$1,957	E1	91.0	60.0/30.0	24.89	68	A617
	3600	575	284TS	U654	284TSTFPA4005		2:1	\$1,957	E1	91.0	24.0	24.89		A617
	1800	208-230/460	284T	E1961	284TTFCA4026	★	10:1	\$1,778	E1	93.0	68.0-60.0/30.0	27.83	DS,68	A615
	1800	208-230/460	284TS	E999	284TSTFPA4036	★	10:1	\$1,778	E1	92.4	68.0-63.0/31.5	24.89	68	A617
	1800	575	284T	E800	284TTFPA4030	★	10:1	\$1,778	E1	92.4	24.8	26.27		A617
	1800	200	284T	U655	284TTFPA4028		10:1	\$1,778	E1	92.4	71.0	31.87		A617
	1200	230/460	324T	E820	324TTFPA4076	★	2:1	\$3,089	E1	91.7	67.0/33.5	28.97	68	A619
	900	230/460	326T	L417	326TTFPA8107	★	---	\$5,442	E6	88.5	78.0/39.0	30.32	68	A619
30	3600	230/460	286TS	E964	286TSTFPA4001	★	2:1	\$2,157	E1	91.0	72.0/36.0	26.30	68	A617
	3600	575	286TS	E819	286TSTFPA4005		2:1	\$2,157	E1	91.0	28.8	26.30		A617
	1800	208-230/460	286T	E983	286TTFC4026	★	10:1	\$2,159	E1	92.4	77.0-71.0/35.5	27.94	d,DS,68	A611
	1800	208-230/460	286T	E1983	286TTFCA4026	★	10:1	\$2,159	E1	93.0	81.0-71.0/35.5	27.83	DS,68	A615
	1800	208-230/460	286TS	E818	286TSTFPA4036	★	10:1	\$2,159	E1	92.4	81.0-74.0/37.0	26.30	68	A617
	1800	575	286T	E817	286TTFPA4030	★	10:1	\$2,159	E1	92.4	29.6	27.76		A617
	1200	230/460	326T	E966	326TTFS4080	★	2:1	\$3,772	E1	91.7	76.0/38.0	30.37	68	A214
	900	460	364T	L420	364TTFS8101	★	---	\$6,105	E6	91.0	41.0	31.50	68,89	A395
40	3600	230/460	324TS	E971	324TSTFPA4001	★	2:1	\$2,829	E1	91.7	95.0/47.5	27.47	68	A619
	1800	208-230/460	324T	E984	324TTFC4026	★	2:1	\$2,792	E1	93.0	102-92.0/46.0	28.82	d,DS,68	A614
	1800	208-230/460	324T	E1984	324TTFCA4026	★	2:1	\$2,792	E1	93.6	104-94.0/47.0	28.90	DS,68	A214
	1800	230/460	324TS	E816	324TSTFPA4036	★	2:1	\$2,792	E1	93.0	100/50.0	27.47	68	A619
	1800	575	324T	E815	324TTFPA4030	★	2:1	\$2,792	E1	93.0	40.0	28.97		A619
	1200	230/460	364T	E988	364TTFS4086	★	2:1	\$4,822	E1	93.0	102/51.0	31.50	68	A395
	900	460	365T	L425	365TTFS8115	★	---	\$7,563	E6	91.0	53.5	32.50	68,89	A395
50	3600	230/460	326TS	E976	326TSTFPA4001	★	2:1	\$3,922	E1	92.4	115/57.5	28.82	68	A619
	1800	230/460	326T	E962	326TTFC4026	★	2:1	\$3,595	E1	93.0	117/58.5	30.32	d,DS,68	A614
	1800	208-230/460	326T	E1962	326TTFCA4026	★	2:1	\$3,595	E1	93.6	131-119/59.5	30.40	DS,68	A214
	1800	230/460	326TS	E801	326TSTFPA4036	★	2:1	\$3,595	E1	93.0	122/61.0	28.97	68	A619
	1800	575	326T	U659	326TTFPA4030	★	2:1	\$3,595	E1	93.0	49.0	30.47		A619
	1200	230/460	365T	E993	365TTFS4086	★	2:1	\$5,632	E1	93.0	130/65.0	32.50	68	A395
60	900	460	404T	L426	404TTFS8102	★	---	\$9,010	E6	92.4	69.0	35.62	68,89	A223
	3600	230/460	364TS	E960	364TSTFS4001	★	2:1	\$5,613	E1	93.0	141/70.5	29.38	68,89	A396
	1800	230/460	364T	E985	364TTFC4036	★	2:1	\$5,275	E1	93.6	137/68.5	31.50	DS,68	A217
	1800	230/460	364T	E1985	364TTFCA4036	★	2:1	\$5,275	E1	95.0	138/69.0	36.61	68	N/A
	1800	230/460	364TS	E802	364TSTFS4026	★	2:1	\$5,275	E1	93.6	144/72.0	29.38	68	A396
	1800	575	364T	U660	364TTFS4040	★	2:1	\$5,275	E1	93.6	57.5	31.50		A395
	1200	230/460	404T	E803	404TTFS4086	★	2:1	\$6,508	E1	93.6	149/74.5	35.62	68	A223
	900	460	405T	L427	405TTFS8114	★	---	\$10,448	E6	91.7	81.0	37.12	68,89	A223

Blue shaded areas are Cast Iron Frames

* Requires nameplate modification

Catalog numbers (Cat No.) highlighted in bold blue have efficiency levels that meet or exceed U.S. EPart and/or NRCAN Canadian standards.

Continued on next page.

General Purpose, Three Phase

Totally Enclosed, Standard and EPAct Efficiencies

Rigid Base

HP	RPM	VOLTS	FRAME	CAT. NO.	MODEL NO.	STOCK	CT SPEED RANGE*	LIST PRICE	MULT. SYMB.	NOM. EFF.	F.L. AMPS	"C" DIM.	FOOT NOTES	C-FACE KITS
75	3600	230/460	365TS	E991	365STFS4001	★	2:1	\$6,682	E1	93.0	174/87.0	30.38	68,89	A396
	1800	230/460	365T	E957	365TTFS4036	★	2:1	\$6,742	E1	94.1	178/89.0	32.50	68	A395
	1800	230/460	365TS	E804	365STFS4026	★	2:1	\$6,742	E1	94.1	178/89.0	30.38		A396
	1800	575	365T	E805	365TTFS4040	★	2:1	\$6,742	E1	94.1	71.0	32.50		A395
	1200	230/460	405T	E806	405TTFS4086	★	2:1	\$7,821	E1	93.6	185/92.5	37.12	68	A223
	900	460	444T	L428	444TTFS8106	★	---	\$13,915	E6	93.0	97.0	41.25	68,89	A229
100	3600	230/460	405TS	E807	405STFS4001		2:1	\$9,016	E1	94.1	220/110	34.12	68,89	A226
	1800	230/460	405T	E959	405TTFS4036	★	2:1	\$8,132	E1	94.5	228/114	37.12	68	A223
	1800	230/460	405TS	E808	405STFS4026	★	2:1	\$8,132	E1	94.5	228/114	34.12	68	A226
	1800	575	405T	U661	405TTFS4040		2:1	\$8,132	E1	94.5	91.0	37.12		A223
	1200	230/460	444T	E809	444TTFS4086	★	2:1	\$11,007	E1	94.1	238/119	41.25	68	A229
	900	460	445T	L429	445TTFN8115	★	---	\$17,581	E6	93.6	133	43.19	68	A620
125	3600	460	444TS	E992	444TSTFS4001	★	2:1	\$12,569	E1	94.5	137	37.50	PW	A232
	1800	460	444T	E987	444TTFS4036	★	2:1	\$10,490	E1	94.5	142	41.25	PW,68	A229
	1800	460	444TS	E810	444TSTFS4026	★	2:1	\$10,490	E1	94.5	142	37.50		A232
	1800	575	444T	U662	444TTFS4040		2:1	\$10,490	E1	94.5	114	41.25		A229
	1200	460	445T	U663	445TTFN4086		2:1	\$13,392	E1	94.5	152	43.19		A620
	900	460	445T	L440	445TTFN8102		---	\$20,442	E6	93.6	169	43.19	H,RB,68	N/A
150	3600	460	445TS	E981	445STFN4001	★	2:1	\$15,054	E1	95.4	167	39.44	68	A621
	1800	460	445T	E986	445TTFN4036	★	2:1	\$12,758	E1	95.0	172	43.19	68	A620
	1800	460	445TS	E811	445STFN4026	★	2:1	\$12,758	E1	95.0	172	39.44		A621
	1200	460	445T	E958	445TTFN4087	★	2:1	\$14,751	E1	95.0	182	43.19	H,RB	N/A
	900	460	447/9	L442	449TTFS8111		---	\$23,061	E6	94.5	206	51.69	H,RB,68	N/A
200	3600	460	445TS	E812	445STFN4005	★	2:1	\$18,811	E1	95.0	222	39.44	H,68	A621
	1800	460	445T	E989	445TTFN4038	★	2:1	\$15,500	E1	95.0	225	43.19	RB,68	N/A
	1800	460	445TS	E813	445STFN4028	★	2:1	\$15,500	E1	95.0	225	39.44		A621
	1800	575	445T	U667	445TTFN4049		2:1	\$15,500	E1	95.0	180	43.19		A620
	1800	460	445T	U669	445TTFN4059		2:1	\$15,500	E1	95.0	225	43.19	68	A620
	1200	460	447/9T	E814	449TTFS4088	★	2:1	\$16,787	E1	95.0	243	51.69	H,RB,YD,68	N/A
	900	460	L447/9T	L449	449TTFS8110	★	---	\$23,456	E6	94.5	270	51.69	H,RB,YD,68	N/A
250	3600	460	445TS	L450	445STFN8007		---	\$21,734	E9	94.5	275	39.44	H,17,68	A621
	3600	460	447/9TS	L451	449STFS8003	★	---	\$23,364	E9	95.0	280	47.88	H,YD,68	A624
	1800	460	445T	L452	445TTFN8040	★	---	\$17,695	E9	95.0	285	43.19	H,RB,YD,68	N/A
	1800	460	447/9T	L455	449TTFS8028		---	\$19,022	E9	95.0	290	51.69	H,YD,68	A623
	1800	460	447/9T	L454	449TTFS8038	★	---	\$19,022	E9	95.0	290	51.69	H,RB,YD,68	N/A
	1800	575	445T	L453	445TTFN8041		---	\$17,695	E9	95.0	228	43.19	RB	N/A
	1200	460	447/9T	L456	449TTFS8087	★	---	\$19,767	E9	95.4	300	51.69	H,RB,YD,68	N/A
	1200	460	447/9T	L457	449TTFS8077		---	\$19,767	E9	95.4	300	51.69	H,YD,68	A623
	900	460	L447/9T	L471	449TTFS18105		---	\$21,616	E6	94.5	330	56.71	H,RB,YD,17	N/A
300	3600	460	447/9TS	L459	449STFS8002	★	---	\$26,904	E9	95.4	330	47.88	H,YD,68	A624
	1800	460	445T	L460	445TTFN8042		---	\$19,903	E9	95.0	340	43.19	H,RB,YD,17	N/A
	1800	460	447/9T	L462	449TTFS8037	★	---	\$21,396	E9	95.4	338	51.69	H,RB,YD,68	N/A
	1800	575	447/9T	L472	449TTFS18043		---	\$21,396	E9	95.0	330	51.69	H,RB,YD	N/A
	1800	460	447/9T	L463	449TTFS8027	★	---	\$21,396	E9	95.4	338	51.69	H,YD,68	A623
	1800	575	445T	L461	445TTFN8043		---	\$19,903	E9	95.0	272	43.19	H,RB,YD,17	N/A
	1200	460	L447/9T	L465	449TTFS8076		---	\$22,959	E9	95.4	360	51.69	H,YD,17,68	A623
	1200	460	447/9T	L464	449TTFS8086	★	---	\$22,959	E9	95.4	360	51.69	H,RB,YD,17,68	N/A
350	3600	460	447/9TS	L466	449STFS8001	★	---	\$30,903	E9	95.4	380	47.88	H,YD,68	A624
	1800	460	L447/9T	L467	449TTFS8036	★	---	\$22,844	E9	95.4	400	51.69	H,RB,YD	N/A
400	1800	460	447/9T	L469	449TTFS8039	★	---	\$24,245	E9	95.0	460	51.69	H,RB,17	N/A

Blue shaded areas are Cast Iron Frames

* Requires nameplate modification

Catalog numbers (Cat No.) highlighted in bold blue have efficiency levels that meet or exceed U.S. EPAct and/or NRC Canadian standards.

General Purpose, Three Phase

Totally Enclosed, Standard Efficiency



Applications: General purpose use on gear reducers, pumps, machine tools, and other direct-coupled equipment installed in damp, dusty, or dirty environments. Additionally, cast iron frame motors may be suitable for the process industries.

Features:



- Ball bearings, mechanically locked on shaft end
- Rated 60/50 hertz, 190/380 or 380 volt, at next lower horsepower (as noted)
- 1.15 Service Factor (except as noted)
- Rolled steel 56-145T frame motors accept brake kits, see Accessories section
- UL Recognized and CSA Certified

C-Face Footless

Suitable for use on VFD per guidelines on page 17.

HP	RPM	VOLTS	FRAME	CAT. NO.	MODEL NO.	STOCK	FORMER CAT. NO.	FORMER MODEL NO.	CT SPEED RANGE*	LIST PRICE	MULT. SYMB.	NOM. EFF.	F.L. AMPS	"C" DIM.	FOOT NOTES
1/4	1800	208-230/460	56C	K252	5K49DN4130	*	G547	56T17F2042	-----	\$222	F1	67.4	1.1-1.2/0.6	9.52	N,20,24,68
	1800	575	56C	K405	56T17F2047				-----	\$222	F1	62.0	0.5	9.94	24
1/3	3600	208-230/460	56C	P101	56T34F5306	*	K228	5K33FN41	2:1	\$192	F1	64.0	1.7-2.0/1.0	9.94	N,68
	1800	208-230/460	56C	K253	5K33JNA943	*	G502	56T17F2041	-----	\$237	F1	68.8	1.5-1.6/0.8	10.60	24,68,111
	1800	575	56C	K522	5K33KN67	*	G503	56T17F2048	-----	\$237	F1	71.1	0.6	10.60	20,24,68
1/2	3600	208-230/460	56C	P102	56T34F5321	*	K229	5K35JN46	2:1	\$213	F1	66.0	2.1-2.2/1.1	11.82	68
	1800	208-230/460	56C	K254	5K35MNB114	*	G507	56T17F2036	-----	\$276	F1	76.1	2.1-2.2/1.1	10.93	19,24
	1800	575	56C	K469	5K42HN4137	*	G508	56T17F2049	-----	\$276	F1	76.9	0.8	11.01	19,24,68
	1200	208-230/460	56C	K1316	5K49MN6020	*			-----	\$434	F1	72.0	2.6-2.6/1.3	11.44	19,24
3/4	3600	208-230/460	56C	P103	56T34F5322	*	K231	5K36MN340	2:1	\$253	F1	72.0	3.0-3.2/1.6	11.82	68
	1800	208-230/460	56C	K255	5K36PNB116	*	G522	56T17F2038	-----	\$304	F1	78.9	2.8-2.8/1.4	11.36	19,24,68
	1800	575	56C	K523	5K36PN254	*	G523	56T17F2050	-----	\$304	F1	73.4	1.3	11.36	19,24,68
	1200	208-230/460	143TC	K1318	5K49PN8030	*			-----	\$449	E6	76.1	2.9-2.8/1.4	12.56	24
	1200	208-230/460	56C	K1317	5K49PN6025	*			-----	\$442	F1	76.1	2.9-2.9/1.4	12.44	24
	1200	208-230/460	56C	K404	56T11F5320				2:1	\$367	F1	74.0	3.1-3.2/1.6	12.32	68
1	3000	208-220/440	56C	K633	5K36MN4152	*			-----	\$374	F1	77.0	3.6-3.6/1.8	11.36	17,24,68
	3600	208-230/460	56C	P104	56T34F5323	*	K233	5K38RN44	2:1	\$283	F1	74.0	3.7-3.7/1.85	11.82	68
	1800	208-230/460	56C	K256	5K49MN4104	*	G527	56T17F5310	-----	\$311	F1	79.2	3.6-3.8/1.9	11.44	19,24,68
	1800	208-230/460	143TC	C220	143TTFR5329	*	K2029	5KE46PN8371	2:1	\$326	E6	77.0	3.5-3.6/1.8	12.37	68
	1800	575	56C	K524	5K49MN4112	*	G528	56T17F5319	-----	\$311	F1	78.2	1.7	11.44	19,24
	1800	575	143TC	C230	143TTFR5333				2:1	\$326	E6	77.0	1.5	12.37	68
	1200	208-230/460	145TC	C250	145TTFR5378	*	K2035	5KE49UN8397	2:1	\$408	E6	77.0	3.95-4.0/2.0	12.87	68
	1200	208-230/460	56C	K1490	5K49PN6164	*			-----	\$452	F1	74.2	3.9-3.8/1.9	12.44	24
1200	208-230/460	56C	K407	56T11F5321				2:1	\$392	F1	77.0	3.8-3.6/1.8	12.82	68	
1 1/2	3600	208-230/460	56C	P105	56T34F5324	*	K642	5K49JN2534	2:1	\$329	F1	80.0	4.6/2.3	11.82	68
	3600	208-230/460	56C	KG235	5K49PN2348	*			-----	\$406	F1	81.7	4.8-4.2/2.1	12.44	24,68,111
	3600	208-230/460	143TC	C201	143TTFR5302	*	K2025	5KE49PN8395	2:1	\$337	E6	80.0	4.7-4.6/2.3	11.87	68
	1800	208-230/460	56C	K257	5K49SN4117	*	G541	56T17F5311	-----	\$341	F1	81.7	4.7-4.4/2.2	12.44	19,24,68
	1800	208-230/460	145TC	C221	145TTFR5332	*	K2048	5KE49TN8374	2:1	\$379	E6	80.0	4.8-4.8/2.4	12.37	68
	1800	575	56C	G548	56T17F5320				2:1	\$341	F1	80.0	1.9	12.32	68
	1800	575	145TC	C231	145TTFR5340				2:1	\$379	E6	80.0	1.9	12.37	68
	1200	230/460	182TC	C1251	182TTFW7094		C251	182TTFR7094	2:1	\$479	E6	75.5	5.0/2.5	17.93	F,68
2	3600	208-230/460	56C	P106	56T34F5325	*	K637	5K46MN2533	2:1	\$382	F1	80.0	6.0-6.0/3.0	12.32	68
	3600	208-230/460	56C	KG237	5K49SN2187	*			-----	\$465	F1	83.0	5.8-5.4/2.7	12.97	24,68,110
	3600	208-230/460	145TC	C202	145TTFR5302	*	K2027	5KE49TN8400	2:1	\$392	E6	80.0	6.0-6.0/3.0	12.37	68
	1800	208-230/460	56C	K1491	5K49ZN4253	*	G544	56T17F5312	-----	\$368	F1	83.6	6.2-5.8/2.9	14.25	24,68
	1800	208-230/460	56C	K2090	5KE49WN4601	*			10:1	\$425	F1	84.0	6.0-6.2/3.1	13.69	d,68
	1800	208-230/460	145TC	K330	5K49ZN8079	*	C222	145TTFR5334	-----	\$405	E6	83.6	6.2-5.8/2.9	14.40	24,68
	1800	208-230/460	145TC	K2033	5KE48WN8365	*			-----	\$499	E6	84.0	6-5.6/2.8	13.84	24,68
	1800	208-230/460	145TC	K2043	5KE49UN8428	*			-----	\$452	E6	84.0	6.4-6.0/3.0	12.62	24,68
	1800	208-230/460	145TC	K2084	5KE49WN8413	*			10:1	\$434	E6	84.0	6.0-6.2/3.1	13.75	d,68
	1800	575	56C	G549	56T17F5329				2:1	\$368	F1	82.5	2.3	13.82	68
	1800	575	145TC	C232	145TTFR5341				2:1	\$405	E6	82.5	2.3	13.87	68
	1200	230/460	184TC	C1252	184TTFW7082		C252	184TTFR7082	2:1	\$539	E6	80.0	6.7/3.35	15.69	F,24,68

Continued on next page.

* Requires nameplate modification

General Purpose, Three Phase

Totally Enclosed, Standard and EPAct Efficiencies

C-Face Footless

HP	RPM	VOLTS	FRAME	CAT. NO.	MODEL NO.	STOCK	FORMER CAT. NO.	FORMER MODEL NO.	CT SPEED RANGE*	LIST PRICE	MULT. SYMB.	NOM. EFF.	F.L. AMPS	"C" DIM.	FOOT NOTES
3	3600	208-230/460	56C	P107	56T34F5326	★	K239	5K49ZN2189	2:1	\$414	F1	84.0	8.4-7.6/3.8	13.32	68
	3600	208-230/460	145TC	C236	145TTFR5307	★	K2042	5KE48WN8427	2:1	\$422	E6	84.0	8.4-7.6/3.8	13.37	68
	3600	208-230/460	182TC	C203	182TTFR7325	★			2:1	\$500	E6	82.5	8.6-7.8/3.9	15.69	d,F,24,68
	3600	208-230/460	182TC	C1203	182TTFW7325	★			2:1	\$500	E6	82.5	8.6-7.8/3.9	12.97	
	1800	208-230/460	182TC	C223	182TTFR7634	★			2:1	\$480	E6	82.5	9.0-8.0/4.0	15.69	d,F,24,68
	1800	208-230/460	182TC	C1223	182TTFW7634	★			2:1	\$480	E6	82.5	10.4-9.8/4.9	12.97	
	1800	230/460	56C	K640	5K49QN4609	★	K406	56T17F5328	-----	\$453	F1	84.7	8.2/4.1	14.89	17,24,68
	1800	230/460	145TC	C260	145TTFR5344				2:1	\$461	E6	84.0	8.6/4.3	14.87	17,68
	1200	230/460	213TC	C253	213TTFW7096				2:1	\$684	E6	81.5	9.6/4.8	19.46	F,24,68
5	3600	208-230/460	184TC	C1204	184TTFW8002	★			2:1	\$574	E6	85.5	13.6-12.4/6.2	13.97	13,68
	1800	208-230/460	184TC	C224	184TTFR8641	★			2:1	\$539	E6	86.5	13.6-13.0/6.5	16.69	F,20,24
	1800	208-230/460	184TC	C1224	184TTFW8641	★			2:1	\$539	E6	87.5	16-14.8/7.4	13.97	13,68
	1200	208-230/460	215TC	C254	215TTFW7096				2:1	\$953	E6	84.0	16.0-14.8/7.4	20.96	20,24
7 1/2	3600	208-230/460	184TC	C238	184TTFR8617	★			2:1	\$688	E6	85.5	20.0-19.0/9.5	16.69	F,24
	3600	208-230/460	184TC	C1238	184TTFW8617	★			2:1	\$688	E6	86.5	19.9-18.4/9.2	14.97	13,68
	3600	208-230/460	213TC	C205	213TTFW7007	★			2:1	\$759	E6	84.0	21.0-19.2/9.6	19.46	F,20,24
	1800	208-230/460	213TC	C225	213TTFW7046	★			2:1	\$666	E6	87.5	22.0-19.4/9.7	19.46	F,20,24
	1200	230/460	254TC	C255	254TTFL5082				----	\$1,288	E6	82.5	20.8/10.4	23.24	AL,F,24
10	300	208-230/460	215TC	C206	215TTFW7302	★			2:1	\$908	E6	86.5	27.0-24.0/12.0	20.96	F,20,24
	1800	208-230/460	215TC	C226	215TTFW7046	★			2:1	\$875	E6	88.5	28.0-25.0/12.5	20.96	F,20,24
	1200	230/460	256TC	C256	256TTFA7694				----	\$1,592	E6	84.0	27.6/13.8	25.94	F,24
15	3600	208-230/460	215TC	C237	215TTFW7021	★			2:1	\$1,154	E6	88.5	40.0-37.0/18.5	20.96	F,20,24
	3600	230/460	254TC	C207	254TTFL5020				----	\$1,255	E6	85.5	36.0/18.0	23.24	AL,F,24
	1800	208-230/460	254TC	C227	254TTFL5040	★			----	\$1,243	E6	88.5	43.0-38.5/19.3	23.24	AL,F,24

Blue shaded areas are Cast Iron Frames

* Requires nameplate modification

General Purpose, Three Phase

Totally Enclosed, Standard and EAct Efficiencies



Features:

- Ball bearings, mechanically locked on shaft end
 - 1.15 Service Factor (except as noted)
 - Class F insulation (except as noted)
 - Rated 60/50 hertz, 190/380 or 380 volt, at next lower horsepower (as noted)
 - 56-145T frame motors, accept brake kits, see accessory kits
 - UL Recognized and CSA Certified
 - Two year warranty on EAct efficient (bold blue catalog numbers)
- ◆ Additional features for "Four-In-One" motors only:
- CR²⁰⁰ Corona resistant magnet wire
 - Bolt-on, removable rigid base
 - Suitable for horizontal and vertical mounting
 - Will accept drip cover kits, see Accessories section



C-Face Footed (Rigid and Removable Base)

Suitable for use on VFD per guidelines on page 17.

HP	RPM	VOLTS	FRAME	"FOUR-IN-ONE"	CAT. NO.	MODEL NO.	STOCK	FORMER CAT. NO.	FORMER MODEL NO.	CT SPEED RANGE*	LIST PRICE	MULT. SYMB.	NOM. EFF.	F.L. AMPS	"C" DIM.	FOOT NOTES
1/4	1800	208-230/460	56C		G565	56T17F2051				2:1	\$226	F1	62.5	1.2-1.4/0.7	9.94	BI,24,68
	1200	208-230/460	56C	◆	G586	56T11F5311	*	K1314	5K42HN6023	2:1	\$321	F2	52.5	1.7-2.0/1.0	11.31	6,13,68
1/3	3600	208-230/460	56C	◆	D390	56T34F5303	*			1000:1	\$203	F2	66.0	1.7-1.8/0.9	10.43	N,6,13,24,68
	3600	575	56C	◆	K702	56T34F5309	*			1000:1	\$203	F2	64.0	0.8	9.93	d,N,6,13,24
	1800	208-230/460	56C		K1322	5K42FN4035	*	G560	56T17F2052	-----	\$253	F1	69.2	1.5-1.6/0.8	11.01	20,24,68
	1800	208-230/460	56C	◆	G580	56T17T5305	*			1000:1	\$260	F2	68.0	1.4-1.6/0.8	9.93	N,6,13,24,68
	1800	575	56C	◆	K703	56T17T5316	*			1000:1	\$260	F2	68.0	0.7	9.93	N,6,13,24
	1200	208-230/460	56C	◆	G587	56T11F5310	*	K1315	5K42HN6024	10:1	\$338	F2	62.0	1.9-2.2/1.1	11.31	6,13,68
1/2	3600	208-230/460	56C		G569	56T34F5308				2:1	\$218	F1	66.0	2.1-2.2/1.1	11.82	BI,13,68
	3600	208-230/460	56C	◆	D391	56T34F5301	*	K1323	5K42FN2048	10:1	\$226	F2	66.0	2.1-2.2/1.1	11.81	6,13,68
	3600	575	56C	◆	K704	56T34F5348	*			10:1	\$226	F2	66.0	0.9	11.81	6,13
	1800	208-230/460	56C		K1324	5K42HN4034	*	G561	56T17F2039	-----	\$280	F1	74.7	2.3-2.2/1.1	11.01	19,24,68
	1800	208-230/460	56C	◆	G581	56T17F5321	*			10:1	\$288	F2	68.0	2.3-2.4/1.2	11.81	6,13,68
	1800	575	56C	◆	K705	56T17F5336	*			10:1	\$288	F2	68.0	1.0	11.81	6,13
	1200	208-230/460	56C	◆	G588	56T11F5309	*	K1325	5K49MN6021	10:1	\$368	F2	68.0	2.4-2.7/1.35	11.81	6,13,68
3/4	3600	208-230/460	56C	◆	D392	56T34F5302	*	K499	5K36MN342	4:1	\$264	F2	68.0	3.0-3.2/1.6	11.81	6,13,68
	3600	575	56C	◆	K706	56T34F5349	*			4:1	\$264	F2	68.0	1.3	11.81	6,13
	1800	208-230/460	56C		K258	5K49KN4124	*	G562	56T17F2040	-----	\$309	F1	74.3	3.3-3.0/1.5	11.41	19,24,68
	1800	208-230/460	56C	◆	G582	56T17F5322	*			10:1	\$315	F2	75.5	2.6-3.0/1.5	11.81	6,13,68
	1800	575	56C	◆	K707	56T17F5337	*			10:1	\$315	F2	75.5	1.2	11.81	6,13
	1200	208-230/460	56C	◆	G589	56T11F5308	*	K1326	5K49PN6022	4:1	\$379	F2	74.0	3.1-3.2/1.6	12.31	6,13,68
1	3600	208-230/460	56C		K500	5K38RN106	*	K803	56T34F5310	-----	\$287	F1	78.5	3.2-3.0/1.5	12.4	19,24,68
	3600	208-230/460	56C	◆	D393	56T34F5303	*			4:1	\$294	F2	74.0	3.7-3.7/1.85	11.81	6,13,68
	3600	575	56C	◆	K708	56T34F5350	*			4:1	\$294	F2	77.0	1.5	11.81	6,13
	1800	208-230/460	56C		K259	5K49MN4110	*	G563	56T17F5315	-----	\$314	F1	79.2	3.6-3.8/1.9	11.41	19,24,68
	1800	230/460	143TC		U701	143TTFR4032	*	K2032	5KE49PN8381A	10:1	\$382	E8	82.5	3.0/1.5	12.87	13,68
	1800	208-230/460	143TC		K2039	5KE49UN8429	*			-----	\$413	E8	77.0	3.4-3.2/1.6	12.12	24
	1800	208-230/460	56HC	◆	G583	56T17F5323	*			10:1	\$322	F2	77.0	3.5-3.6/1.8	12.31	5,6,13,68
	1800	575	56HC	◆	K709	56T17F5338	*			4:1	\$322	F2	77.0	1.5	12.31	5,6,13
	1200	208-230/460	145TC		K2036	5KE49UN8392	*			-----	\$501	E8	75.4	3.9-4.0/2.0	13.84	24
	1200	208-230/460	56HC	◆	K701	56T11F5307	*	K1222	5K48WN6397	4:1	\$405	F2	77.0	3.95-4.0/2.0	12.81	5,6,13,68

* Requires nameplate modification

Catalog numbers (Cat No.) highlighted in bold blue have efficiency levels that meet or exceed U.S. EAct and/or NRCan Canadian standards.

Continued on next page.

General Purpose, Three Phase

Totally Enclosed, Standard and EAct Efficiencies

C-Face Footed (Rigid and Removable Base)

HP	RPM	VOLTS	FRAME	"FOUR-IN-ONE"	CAT. NO.	MODEL NO.	STOCK	FORMER CAT. NO.	FORMER MODEL NO.	CT SPEED RANGE*	LIST PRICE	MULT. SYMB.	NOM. EFF.	F.L. AMPS	"C" DIM.	FOOT NOTES	
1 1/2	3600	230/460	143TC		U733	143TTFR4010	*	K2026	5KE49PN8404	2:1	\$408	E8	82.5	4.0/2.0	12.87	68	
	3600	208-230/460	56C	◆	D394	56T34F5304	*	K1328	5K49KN2047	2:1	\$351	F2	80.0	4.7-4.6/2.3	11.81	6,13,68	
	3600	575	56C	◆	K721	56T34F5351	*			2:1	\$351	F2	80.0	1.8	11.81	6,13	
	1800	200	145TC		U703	145TTFR4046				10:1	\$388	E8	84.0	5.1	14.37		
	1800	208-230/460	56HC		K260	5K49SN4119	*	G564	56T17F5316	-----	\$345	F1	81.7	4.7-4.4/2.2	12.44	19,24,50	
	1800	230/460	145TC		U704	145TTFR4058	*	K2031	5KE49TN8373	10:1	\$388	E8	84.0	4.4/2.2	14.37	68	
	1800	575	145TC		U705	145TTFR4052				10:1	\$388	E8	84.0	1.8	14.37	6	
	1800	208-230/460	56HC	◆	G584	56T17F5324	*			10:1	\$352	F2	80.0	4.8-4.8/2.4	12.31	5,6,13,68	
	1800	575	56HC	◆	K722	56T17F5339	*			2:1	\$352	F2	80.0	1.9	12.31	5,6,13	
	1200	230/460	56HC	◆	K700	56T11F5328	*	K1221	5K49QN6396	2:1	\$430	F2	77.5	5.8/2.9	14.32	5,6,13,17	
	2	3600	230/460	145TC		U735	145TTFR4009	*	K2028	5KE48TN8396	2:1	\$447	E8	84.0	5.2/2.6	13.37	68
		3600	208-230/460	56HC	◆	D395	56T34F5305	*	K501	5K49SN2185	2:1	\$405	F2	80.0	6.0-6.0/3.0	12.31	5,6,13,68
3600		575	56HC	◆	K723	56T34F5352	*			2:1	\$405	F2	80.0	2.4	12.31	5,6,13	
1800		200	145TC		U706	145TTFR4070				10:1	\$416	E8	84.0	6.4	13.87		
1800		208-230/460	56HC		K806	56T17F5330				2:1	\$384	F1	82.5	6.0-5.8/2.9	13.82	BI,5,68	
1800		208-230/460	56C		K2089	5KE49WN4603	*			10:1	\$430	F1	84.0	6.0-5.6/2.8	13.69	d,18,68	
1800		230/460	145TC		U707	145TTFR4040	*	K2034	5KE48WN8362	10:1	\$416	E8	84.0	5.6/2.8	13.87	68	
1800		575	145TC		U708	145TTFR4126				10:1	\$416	E8	84.0	2.2	13.87		
1800		208-230/460	56HC	◆	G585	56T17F5325	*			4:1	\$383	F2	82.5	6.0-5.8/2.9	13.81	5,6,13,68	
1800		575	56HC	◆	K724	56T17F5340	*			4:1	\$383	F2	82.5	2.3	13.81	5,6,13	
1200		230/460	184TC	◆	C380	184TTFR4380	*			10:1	\$693	E8	86.5	6.0/3.0	16.50	d,6,24,68	
1200		230/460	184TC	◆	C1380	184TTFW4380	*			10:1	\$693	E8	86.5	6.0/3.0	16.50	6,13,24,68	
3	3600	200	182TC		U1736	182TTFW4013		U736	182TTFR4013	2:1	\$582	E8	85.5	8.5	15.69	24,13	
	3600	230/460	182TC		U1737	182TTFW4007		U737	182TTFR4007	2:1	\$642	E8	85.5	7.4/3.7	15.69	13,24,68	
	3600	230/460	145TC		K2088	5KE49WN8419	*			10:1	\$513	E8	85.5	7.6/3.8	13.75	d,18	
	3600	208-230/460	56HC	◆	D396	56T34F5306	*			2:1	\$450	F2	84.0	8.4-7.6/3.8	13.31	5,6,13,68	
	3600	575	56HC	◆	K725	56T34F5353	*			2:1	\$450	F2	84.0	3.1	13.31	5,6,13	
	3600	208-230/460	182TC	◆	C381	182TTFR4320	*			10:1	\$707	E8	85.5	8.2-7.4/3.7	15.50	d,6,24,68	
	3600	208-230/460	182TC	◆	C1381	182TTFW4320	*			10:1	\$707	E8	85.5	8.2-7.4/3.7	15.50	6,13,24,68	
	1800	230/460	56HCZ	◆	G590	56T17F5355	*			-----	\$430	F2	85.5	8.6/4.3	14.87	Z5,6,13,17,68	
	1800	575	56HCZ	◆	G591	56T17F5356	*			2:1	\$430	F2	85.5	3.4	14.87	Z5,6,13,17	
	1800	208-230/460	182TC	◆	C382	182TTFR4340	*			10:1	\$632	E8	87.5	9.0-8.4/4.2	15.50	d,6,24,68	
	1800	208-230/460	182TC	◆	C1382	182TTFW4340	*			10:1	\$632	E8	87.5	9.0-8.4/4.2	15.50	6,13,24,68	
	1800	208-230/460	182TC		U1710	182TTFW4042		U710	182TTFR4042	10:1	\$574	E8	87.5	9.0-8.4/4.2	15.69	13,24,68	
1800	575	182TC	◆	C383	182TTFR4345	*			10:1	\$632	E8	87.5	3.4	15.50	d,6,24		
1800	575	182TC	◆	C1383	182TTFW4345	*			10:1	\$632	E8	87.5	3.4	15.50	6,13,24		
1200	208-230/460	213TC	◆	C384	213TTFW4380	*			10:1	\$884	E8	87.5	9.6-9.2/4.6	20.97	6,24,68		
5	3600	200	184TC		U1738	184TTFW4013		U738	184TTFR4013	2:1	\$684	E8	87.5	14.2	16.69	24,13	
	3600	230/460	184TC		U1739	184TTFW4007		U739	184TTFR4007	2:1	\$684	E8	87.5	12.4/6.2	16.69	13,24,68	
	3600	208-230/460	184TC	◆	C385	184TTFR4320	*			10:1	\$755	E8	87.5	13.5-12.5/6.2/16.50	d,6,24,68		
	3600	208-230/460	184TC	◆	C1385	184TTFW4320	*			10:1	\$755	E8	87.5	13.4-12.2/6.1/14.47	13,24,68		
	1800	230/460	184TC	◆	C386	184TTFR4340	*			10:1	\$666	E8	87.5	13.0/6.5	16.50	d,6,24,68	
	1800	230/460	184TC	◆	C1386	184TTFW4340	*			10:1	\$666	E8	87.5	14.8/7.4	13.97	13,24,68	
	1800	208-230/460	184TC		U1713	184TTFW4044		U713	184TTFR4044	10:1	\$625	E8	87.5	15.9-14.8/7.4/16.69	13,24,68		
	1800	575	184TC	◆	C387	184TTFR4345	*			10:1	\$666	E8	87.5	5.2	16.50	d,6,24	
	1800	575	184TC	◆	C1387	184TTFW4345	*			10:1	\$666	E8	87.5	5.2	16.50	6,13,24,68	
	1200	208-230/460	215TC	◆	C388	215TTFW4380	*			10:1	\$1,054	E8	87.5	15.0-14.0/7.0/22.22	6,13,24,68		

Continued on next page.

* Requires nameplate modification

Catalog numbers (Cat No.) highlighted in bold blue have efficiency levels that meet or exceed U.S. EAct and/or NRCan Canadian standards.

General Purpose, Three Phase

Totally Enclosed, Standard and EAct Efficiencies

C-Face Footed (Rigid and Removable Base)

HP	RPM	VOLTS	FRAME	"FOUR-IN-ONE"	CAT. NO.	MODEL NO.	STOCK	CT SPEED RANGE*	LIST PRICE	MULT. SYMB.	NOM. EFF.	F.L. AMPS	"C" DIM.	FOOT NOTES
7 1/2	3600	200	213TC		U740	213TTFW4007		2:1	\$896	E8	89.5	21.2	20.97	24
	3600	230/460	213TC		U741	213TTFW4020		2:1	\$896	E8	89.5	18.4/9.2	19.47	24, 68
	3600	575	213TC		U742	213TTFW4008		2:1	\$896	E8	89.5	7.4	20.97	24
	3600	208-230/460	213TC	◆	C389	213TTFW4320	*	10:1	\$980	E8	89.5	20.0-18.4/9.2	20.97	6,24,68
	1800	208-230/460	213TC		U716	213TTFW4045	*	10:1	\$809	E8	89.5	21.6-20.0/10.0	19.47	24,68
	1800	208-230/460	213TC	◆	C390	213TTFW4340	*	10:1	\$884	E8	89.5	21.6-20.0/10.0	20.97	6,24,68
	1800	575	213TC	◆	C391	213TTFW4345	*	10:1	\$884	E8	89.5	8.0	20.97	6,24
10	3600	200	215TC		U743	215TTFW4013		2:1	\$947	E8	89.5	27.6	20.97	24
	3600	230/460	215TC		U744	215TTFW4020		2:1	\$947	E8	89.5	24.0/12.0	20.97	24,68
	3600	208-230/460	215TC	◆	C392	215TTFW4320	*	10:1	\$1,020	E8	89.5	27.0-24.0/12.0	20.97	6,24,68
	1800	200	215TC		U718	215TTFW4033		10:1	\$895	E8	89.5	29.9	20.97	24
	1800	208-230/460	215TC	◆	C393	215TTFW4340	*	10:1	\$972	E8	89.5	28.0-26.0/13.0	20.97	6,24,68
	1800	575	215TC	◆	C394	215TTFW4345		10:1	\$972	E8	89.5	10.4	20.97	6,24
	1200	230/460	256TC		U757	256TTFL4079		10:1	\$1,684	E8	89.5	26.0/13.0	26.99	AL,24,68
15	3600	230/460	254TC		U746	254TTFL4004		2:1	\$1,355	E8	91.0	35.0/17.5	23.24	AL,24,68
	1800	200	254TC		U721	254TTFL4033		10:1	\$1,343	E8	91.0	46.0	23.24	AL,24
	1800	208-230/460	254TC		U722	254TTFL4032	*	10:1	\$1,343	E8	91.0	42.0-40.0/20.0	23.74	AL,24,68
	1800	575	254TC		U723	254TTFL4035		10:1	\$1,343	E8	91.0	16.0	23.24	AL,24
20	3600	230/460	256TC		U748	256TTFL4004		2:1	\$1,724	E8	90.2	47.0/23.5	24.99	AL,24,68
	3600	230/460	256TC		U815	256TTFNA14004	*	2:1	\$1,808	E8	90.2	47.0/23.5	25.76	24,68
	1800	208-230/460	256TC		U724	256TTFL4032	*	10:1	\$1,613	E8	91.0	55.0-51.0/25.5	26.99	AL,24,68
25	3600	230/460	284TSC		U749	284TSTFPA14003	*	2:1	\$2,242	E8	91.0	60.0/30.0	24.76	24,68
	1800	208-230/460	284TC		U725	284TTFPA4027	*	10:1	\$2,058	E8	92.4	67.0-62.0/31.0	26.27	24,68
30	3600	230/460	286TSC		U750	286TSTFPA14002	*	2:1	\$2,442	E8	91.0	72.0/36.0	26.26	24,68
	1800	208-230/460	286TC		U726	286TTFPA4028	*	10:1	\$2,308	E8	92.4	81.0-74.0/37.0	27.77	24,68
40	3600	230/460	324TSC		U830	324TSTFPA14003	*	2:1	\$3,232	E8	91.7	95.0/47.5	27.47	24,68
	1800	230/460	324TC		U727	324TTFPA4028	*	2:1	\$3,195	E8	92.4	100/50.0	28.97	24,68
50	3600	230/460	326TSC		U834	326TSTFPA14003	*	2:1	\$4,325	E8	92.4	115/57.5	28.97	24,68
	1800	230/460	326TC		U728	326TTFPA4028		2:1	\$3,997	E8	93.0	122/61.0	30.47	24,68
60	3600	230/460	364TSC		U838	364TSTFS14003	*	2:1	\$6,196	E8	93.0	141/70.5	29.38	24,68
	1800	230/460	364TC		U729	364TTFS4038		2:1	\$5,858	E8	93.6	144/72.0	31.50	24
75	3600	230/460	365TSC		U842	365TSTFS14002	*	2:1	\$7,265	E8	93.0	174/87.0	30.38	24,68
	1800	230/460	365TC		U730	365TTFS4038	*	2:1	\$7,325	E8	94.1	178/89.0	32.50	24
100	3600	230/460	405TSC		U845	405TSTFS14002	*	2:1	\$9,886	E8	94.1	220/110	34.12	24,68
	1800	230/460	405TC		U731	405TTFS4038		2:1	\$8,212	E8	94.5	228/114	37.12	24

Blue shaded areas are Cast Iron Frames

* Requires nameplate modification

Catalog numbers (Cat No.) highlighted in bold blue have efficiency levels that meet or exceed U.S. EAct and/or NRCan Canadian standards.

Brake Kits for 56-143-145 frames ONLY

TORQUE (LB-FT)	COIL VOLTAGE	CAT. NO.	STOCK	LIST (LOOSE)	LIST (INSTALLED)	MULT. SYMB.	WEIGHT
3	208-230/460	A301	*	\$355	\$563	S4	7
	208-230/460	A1301	*	\$355	\$563	S4	7
	575	A297	*	\$355	\$563	S4	7
	575	A1297	*	\$355	\$563	S4	7
	208-230/460	A302	*	\$419	\$632	S4	7
6	208-230/460	A1302	*	\$419	\$632	S4	7
	575	A298	*	\$419	\$632	S4	7
	575	A1298	*	\$419	\$632	S4	7
10	208-230/460	A303	*	\$518	\$737	S4	10
	208-230/460	A1303	*	\$518	\$737	S4	10
	575	A299	*	\$518	\$737	S4	10
	575	A1299	*	\$518	\$737	S4	10

Drip Cover Kits (Four-In-One)

CAT. NO.	STOCK	LIST FRAME	MULT. PRICE	SYMB.
A234	*	56-143T-145T	\$21	S4
A197	*	182T-184T	\$24	S4
A199	*	213T-215T	\$28	S4

NEMA Premium® XRI® Efficiency Three Phase, Totally Enclosed

Applications: General purpose use on compressors, pumps, conveyors, blowers, and other machinery in dirty and dusty environments. Substantial energy savings can be realized when using these high efficiency motors. Guaranteed efficiencies offer an **eXtra Return** on your **I**nvestment when using these premium efficiency motors on high cycle or long run time applications.

General Purpose:

C-Face Footed (Rigid Base)

Rigid Base



- 56 - 215T frames - Rolled Steel
- 254 - 256T frames - Aluminum

Blue Chip®:

Rigid Base



- 143T - 5011 frames - Cast Iron (shaded)



Features:

Meets or exceeds NEMA Premium® efficiencies, except where noted

NEMA Premium® models are in compliance with EISA2007

- Suitable for use on a VFD. Variable Torque and Constant Torque (as noted)
- 1.15 Service Factor on sinewave, 1.0 Service Factor on IGBT power
- F1 conduit box on Rigid Base, F3 on C-Face Footed (Rigid Base) motors
- Shaft slinger
- Class F insulation
- 1.15 Service Factor
- Ball bearings (except as noted)
- C-Face Footed models are rated 60/50 Hz, same HP
- Motors accept C-face kits, as noted
- UL Recognized, CSA Certified and CE Mark
- Three year warranty

Models through 40 HP are capable of modification as follows (contact factory to confirm):

- 1.25 Service Factor (sinewave only)
- 50Hz at same HP, 1.0 Service Factor (sinewave only)
- Certain combinations of existing and new nameplate markings are not possible (contact factory to confirm)
- Any nameplate changes are subject to modification charges (see MOD Central section)
- Contact Marathon Electric for optional nameplate markings on 50 HP and larger

Rigid Base

Suitable for use on VFD per guidelines on page 17.

HP	RPM	VOLTS	FRAME	CAT. NO.	MODEL NO.	STOCK	CT SPEED RANGE	LIST PRICE	MULT. SYMB.	NOM. EFF.	F.L. AMPS	"C" DIM	FOOT NOTES	C-FACE KITS
1	3600	200	56H	E2150	56T34F16001		10:1	\$525	E9	80.0	3.2	11.31		A665
	3600	230/460	56H	E2100	56T34F15940	*	10:1	\$525	E9	80.0	2.8/1.4	11.31		A665
	3600	575	56H	E2125	56T34F16020		10:1	\$525	E9	80.0	1.1	11.31		A665
	1800	200	143T	E2151	143TTFR16038	*	10:1	\$435	E9	85.5	3.7	13.75		A642
	1800	230/460	143T	E2101	143TTFR15642	*	10:1	\$435	E9	85.5	3.2/1.6	13.75		A642
	1800	575	143T	E2126	143TTFR16040	*	10:1	\$435	E9	85.5	1.3	13.75		A642
	1200	200	145T	E2152	145TTFR16072		10:1	\$519	E9	82.5	4.4	13.75		A642
	1200	230/460	145T	E2102	145TTFR16078		10:1	\$519	E9	82.5	3.8/1.9	13.75		A642
	1200	575	145T	E2127	145TTFR16080		10:1	\$519	E9	82.5	1.5	13.75		A642
1 1/2	3600	200	143T	E2153	143TTFR16001		10:1	\$505	E9	84.0	4.6	13.75		A642
	3600	230/460	143T	E2103	143TTFR15582	*	10:1	\$505	E9	84.0	4.0/2.0	13.75		A642
	3600	575	143T	E2128	143TTFR16020		10:1	\$505	E9	84.0	1.6	13.75		A642
	3600	230/460	143T	E351	143TTTN6001	*	1000:1	\$573	E9	86.5	4.0/2.0	10.43	d,N	A603
	1800	200	145T	E2154	145TTFR16038	*	10:1	\$447	E9	86.5	5.5	13.75		A642
	1800	230/460	145T	E2104	145TTFR16033	*	10:1	\$447	E9	86.5	4.8/2.4	13.75		A642
	1800	575	145T	E2129	145TTFR16040	*	10:1	\$447	E9	86.5	1.9	13.75		A642
	1200	200	182T	E2155	182TTFW16072		10:1	\$664	E9	87.5	6.4	15.96	13	A666
	1200	230/460	182T	E2105	182TTFW16076	*	10:1	\$664	E9	87.5	5.6/2.8	15.96	13	A666
	1200	575	182T	E2130	182TTFW16080		10:1	\$664	E9	87.5	2.2	15.96	13	A666

Blue shaded areas are Cast Iron Frames

* Requires nameplate modifications

Catalog numbers (Cat No.) highlighted in bold blue have efficiency levels that meet or exceed U.S. EPA and/or NRC Canadian standards.

Continued on next page.

NEMA Premium® XRI® Efficiency Three Phase, Totally Enclosed

Rigid Base

HP	RPM	VOLTS	FRAME	CAT. NO.	MODEL NO.	STOCK	CT SPEED RANGE	LIST PRICE	MULT. SYMB.	NOM. EFF.	F.L. AMPS	"C" DIM	FOOT NOTES	C-FACE KITS
2	3600	200	145T	E2156	145TTFR16001		10:1	\$541	E9	85.5	5.5	13.75		A642
	3600	230/460	145T	E2106	145TTFR13002	*	10:1	\$541	E9	85.5	4.8/2.4	13.75		A642
	3600	575	145T	E2131	145TTFR16020		10:1	\$541	E9	85.5	1.9	13.75		A642
	3600	230/460	145T	E353	145TTTN6001	*	1000:1	\$601	E9	85.5	5.0/2.5	11.43	d,N,20	A603
	1800	200	145T	E2157	145TTFR16039	*	10:1	\$491	E9	86.5	6.7	14.25		A642
	1800	230/460	145T	E2107	145TTFR16035	*	10:1	\$491	E9	86.5	5.8/2.9	14.25		A642
	1800	575	145T	E2132	145TTFR16045	*	10:1	\$491	E9	86.5	2.3	14.25		A642
	1200	200	184T	E2158	184TTFW16072		10:1	\$785	E9	88.5	8.3	15.97	13	A666
	1200	230/460	184T	E2108	184TTFW16076	*	10:1	\$785	E9	88.5	7.2/3.6	15.97	13	A666
1200	575	184T	E2133	184TTFW16080		10:1	\$785	E9	88.5	2.9	15.97	13	A666	
3	3600	200	182T	E2159	182TTFW16002		10:1	\$727	E9	86.5	8.7	13.97	13	A666
	3600	230/460	182T	E2109	182TTFW16001	*	10:1	\$727	E9	86.5	7.6/3.8	13.97	13	A666
	3600	575	182T	E2134	182TTFW16020		10:1	\$727	E9	86.5	3.0	13.97	13	A666
	3600	230/460	182T	E216	182TTTS6001	*	1000:1	\$825	E9	89.5	7.6/3.8	12.71	d,N,20	A644
	1800	200	182T	E2160	182TTFW16038	*	10:1	\$648	E9	89.5	9.0	14.97	13	A666
	1800	230/460	182T	E2110	182TTFW16026	*	10:1	\$648	E9	89.5	7.8/3.9	14.97	13	A666
	1800	575	182T	E2135	182TTFW16040	*	10:1	\$648	E9	89.5	3.1	14.97	13	A666
	1800	575	182T	E303	182TTTS6030	*	1000:1	\$740	E9	90.2	3.2	12.71	d,N	A644
	1200	200	213T	E2161	213TTFW16072		10:1	\$960	E9	89.5	10.1	19.47		A609
	1200	230/460	213T	E2111	213TTFW16076	*	10:1	\$960	E9	89.5	8.8/4.4	19.47		A609
	1200	575	213T	E2136	213TTFW16080		10:1	\$960	E9	89.5	3.5	19.47		A609
	5	3600	200	184T	E2162	184TTFW16002		10:1	\$825	E9	88.5	13.8	16.47	13
3600		230/460	184T	E2112	184TTFW16001	*	10:1	\$825	E9	88.5	12.0/6.0	16.47	13	A666
3600		575	184T	E2137	184TTFW16020		10:1	\$825	E9	88.5	4.8	16.47	13	A666
1800		200	184T	E2163	184TTFW16038	*	10:1	\$758	E9	89.5	14.7	15.97	13	A666
1800		230/460	184T	E2113	184TTFW16026	*	10:1	\$758	E9	89.5	12.8/6.4	15.97	13	A666
1800		575	184T	E2138	184TTFW16040	*	10:1	\$758	E9	89.5	5.1	15.97	13	A666
1200		200	215T	E2164	215TTFW16072		10:1	\$1,240	E9	90.2	16.1	20.97		A609
1200		230/460	215T	E2114	215TTFW16076	*	10:1	\$1,240	E9	90.2	14.0/7.0	20.97		A609
1200		575	215T	E2139	215TTFW16080		10:1	\$1,240	E9	90.2	5.6	20.97		A609
7 1/2	3600	230/460	213T	E2115	213TTFW16001	*	10:1	\$997	E9	90.2	17.8/8.9	20.97		A609
	3600	230/460	213T	E218	213TTTS6001	*	1000:1	\$1,108	E9	90.2	17.8/8.9	15.69	d,N	A206
	3600	575	213T	E2140	213TTFW16020		10:1	\$997	E9	90.2	7.1	20.97		A609
	1800	230/460	213T	E2116	213TTFW16026	*	10:1	\$935	E9	91.7	21.6/10.8	18.70		A667
	1800	575	213T	E2141	213TTFW16040	*	10:1	\$935	E9	91.7	8.6	18.70		A667
	1200	230/460	254T	E2117	254TTFL16076	*	10:1	\$1,751	E9	91.0	19.5/9.75	22.99		A1209
	1200	230/460	254T	E235	254TTFNA6076	*	20:1	\$1,751	E9	91.0	19.8/9.9	23.52	d	A284
	1200	575	254T	E2142	254TTFL16080		10:1	\$1,751	E9	91.0	8.2	22.99		A1209
10	3600	230/460	215T	E2118	215TTFW16001	*	10:1	\$1,100	E9	91.7	23.6/11.8	22.22		A609
	3600	575	215T	E2143	215TTFW16020		10:1	\$1,100	E9	91.7	9.4	22.22		A609
	1800	230/460	215T	E2119	215TTFW16026	*	10:1	\$1,065	E9	91.7	26.8/13.4	19.70		A667
	1800	575	215T	E2144	215TTFW16040	*	10:1	\$1,065	E9	91.7	10.7	19.70		A667
	1800	575	215T	E306	215TTFS6030		20:1	\$1,266	E9	91.7	10.0	19.70	X	A206
	1200	230/460	256T	E2120	256TTFL16076	*	10:1	\$2,139	E9	91.0	26.5/13.3	26.24		A1209
	1200	230/460	256T	E236	256TTFNA6076	*	20:1	\$2,139	E9	91.0	26.2/13.1	25.27	d	A284
	1200	575	256T	E2145	256TTFL16080		10:1	\$2,139	E9	91.0	11.4	26.24		A1209

Blue shaded areas are Cast Iron Frames

* Requires nameplate modifications

Catalog numbers (Cat No.) highlighted in bold blue have efficiency levels that meet or exceed U.S. EPA and/or NRC Canadian standards.

Continued on next page.

NEMA Premium® XRI® Efficiency Three Phase, Totally Enclosed

Rigid Base

HP	RPM	VOLTS	FRAME	CAT. NO.	MODEL NO.	STOCK	CT SPEED RANGE*	LIST PRICE	MULT. SYMB.	NOM. EFF.	F.L. AMPS	"C" DIM	FOOT NOTES	C-FACE KITS
15	3600	230/460	254T	E2121	254TTFL16001	★	10:1	\$1,698	E9	91.0	35.4/17.7	22.99		A1209
	3600	230/460	254T	E220	254TTFNA6001	★	2:1	\$1,698	E9	91.7	35.0/17.5	23.52	d	A284
	3600	575	254T	E2146	254TTFL16020		10:1	\$1,698	E9	91.0	14.2	22.99		A1209
	1800	230/460	254T	E2122	254TTFL16026	★	10:1	\$1,594	E9	92.4	38.1/19.1	22.99		A1209
	1800	230/460	254T	E205	254TTFNA6026	★	20:1	\$1,594	E9	92.4	37.6/18.8	23.52	d	A284
	1800	575	254T	E2147	254TTFL16040	★	10:1	\$1,594	E9	92.4	15.8	22.99		A1209
	1800	575	254T	E307	254TTFNA6030	★	20:1	\$1,594	E9	92.4	15.1	23.52	d	A284
1200	230/460	284T	E237	284TTFNA6076	★	20:1	\$2,839	E9	91.7	40.8/20.4	26.34		A618	
20	3600	230/460	256T	E2123	256TTFL16001	★	10:1	\$2,104	E9	91.0	47.0/23.5	24.74		A1209
	3600	230/460	256T	E221	256TTFNA6001	★	2:1	\$2,104	E9	92.4	46.8/23.4	25.27	d	A284
	3600	575	256T	E2148	256TTFL16020		10:1	\$2,104	E9	91.0	18.9	26.24		A1209
	1800	230/460	256T	E2124	256TTFL16026	★	10:1	\$2,104	E9	93.0	48.6/24.3	26.24		A1209
	1800	230/460	256T	E206	256TTFNA6026	★	20:1	\$1,986	E9	93.0	48.2/24.1	25.27	d	A284
	1800	575	256T	E2149	256TTFL16040	★	10:1	\$1,986	E9	93.0	20.4	26.24		A1209
	1800	575	256T	E308	256TTFNA6030	★	20:1	\$1,986	E9	93.0	19.3	25.27	d	A284
1200	230/460	286T	E238	286TTFNA6076	★	20:1	\$3,459	E9	91.7	53.6/26.8	27.84		A618	
25	3600	230/460	284TS	E222	284TSTFNA6001	★	2:1	\$2,592	E9	93.6	56.2/28.1	24.97		A618
	1800	230/460	284T	E207	284TTFNA6026	★	20:1	\$2,365	E9	93.6	62.0/31.0	26.34		A618
	1800	575	284T	E309	284TTFNA6030	★	20:1	\$2,365	E9	93.6	24.8	26.34		A618
	1200	230/460	324T	E239	324TTFS6076	★	20:1	\$4,193	E9	93.0	65.0/32.5	28.87		A214
30	3600	230/460	286TS	E223	286TSTFNA6001	★	2:1	\$3,027	E9	93.6	67.6/33.8	26.47		A618
	1800	230/460	286T	E208	286TTFNA6026	★	20:1	\$2,750	E9	94.1	73.0/36.5	27.84		A618
	1800	575	286T	E310	286TTFNA6030	★	20:1	\$2,750	E9	94.1	29.2	27.84		A618
	1200	230/460	326T	E240	326TTFS6076	★	20:1	\$4,829	E9	93.0	77.0/38.5	30.37		A214
40	3600	230/460	324TS	E224	324TSTFS6001	★	2:1	\$3,992	E9	93.6	94.0/47.0	27.37		A214
	3600	575	324TS	E319	324TSTFS6005		2:1	\$3,992	E9	94.1	37.5	27.37		A214
	1800	230/460	324T	E209	324TTFS6026	★	20:1	\$3,653	E9	94.1	95.0/47.5	30.37		A214
	1800	575	324T	E311	324TTFS6030	★	20:1	\$3,653	E9	94.1	39	30.37		A214
	1200	230/460	364T	E241	364TTFS6086	★	20:1@	\$6,544	E9	93.6	100/50.0	31.50	NP	A395
50	3600	230/460	326TS	E225	326TSTFS6001	★	2:1	\$5,164	E9	93.6	116/58.0	28.87		A214
	3600	575	326TS	E320	326TSTFS6005		2:1	\$5,164	E9	94.5	46.5	28.87		A214
	1800	230/460	326T	E210	326TTFS6026	★	20:1@	\$4,486	E9	94.5	120/60.0	31.87		A214
	1800	575	326T	E312	326TTFS6030	★	20:1@	\$4,486	E9	94.5	48	31.87		A214
	1200	230/460	365T	E242	365TTFS6086	★	20:1@	\$7,516	E9	93.6	123/61.5	32.50	NP	A395
60	3600	230/460	364TS	E226	364TSTFS6001	★	2:1	\$6,794	E9	94.5	134/67.0	29.38		A396
	3600	575	364TS	E321	364TSTFS6005		2:1	\$6,794	E9	94.5	53.5	29.38		A396
	1800	230/460	364T	E211	364TTFS6036	★	20:1@	\$6,436	E9	95.0	138/69.0	31.50		A395
	1800	575	364T	E313	364TTFS6040	★	20:1@	\$6,436	E9	95.0	55	31.50		A395
	1200	230/460	404T	E243	404TTFS6086	★	20:1@	\$8,806	E9	94.5	144/72.0	35.62		A223
75	3600	230/460	365TS	E227	365TSTFS6001	★	2:1	\$8,531	E9	94.5	168/84.0	30.38		A396
	3600	575	365TS	E322	365TSTFS6002		2:1	\$8,531	E9	94.5	67	30.38		A396
	1800	230/460	365T	E212	365TTFS6036	★	20:1@	\$8,159	E9	95.4	172/86.0	32.50		A395
	1800	575	365T	E315	365TTFS6040	★	20:1@	\$8,159	E9	95.4	69	32.50		A395
	1200	230/460	405T	E244	405TTFS6086	★	20:1@	\$10,366	E9	94.5	180/90	37.12		A223
100	3600	230/460	405TS	E228	405TSTFS6001	★	2:1	\$11,431	E9	95.0	216/108	34.12		A226
	3600	575	405TS	E323	405TSTFS6005		2:1	\$11,431	E9	95.0	86.5	34.12		A226
	1800	230/460	405T	E213	405TTFS6036	★	20:1@	\$10,080	E9	95.4	226/113	37.12		A223
	1800	575	405T	E314	405TTFS6040	★	20:1@	\$10,080	E9	95.4	90.5	37.12		A223
	1200	230/460	444T	E328	444TTFN6086	★	20:1@	\$15,286	E9	95.0	248/124	41.25		A620
125	3600	460	444TS	E229	444TSTFS6001	★	2:1	\$14,944	E9	95.4	136	37.50	PW	A226
	3600	575	444TS	E324	444TSTFS16002		2:1	\$14,944	E9	95.4	109	37.50	PW	A232
	1800	460	444T	E214	444TTFS6036	★	20:1@	\$13,270	E9	95.4	141	41.25	PW	A223
	1800	575	444T	E316	444TTFS6044		20:1@	\$13,270	E9	95.4	113	41.25	PW	A223
	1200	460	445T	E246	445TTFN6086	★	20:1@	\$17,402	E9	95.0	155	43.19		A620

Blue shaded areas are Cast Iron Frames

* Requires nameplate modifications
@ Requires larger fan

Catalog numbers (Cat No.) highlighted in bold blue have efficiency levels that meet or exceed U.S. EPA and/or NRCAN Canadian standards.

Continued on next page.

NEMA Premium® XRI® Efficiency Three Phase, Totally Enclosed

Rigid Base

HP	RPM	VOLTS	FRAME	CAT. NO.	MODEL NO.	STOCK	CT SPEED RANGE*	LIST PRICE	MULT. SYMB.	NOM. EFF.	F.L. AMPS	"C" DIM	FOOT NOTES	C-FACE KITS
150	3600	460	445TS	E230	445TSTFN6001	★	2:1	\$17,952	E9	95.8	165	39.44		A621
	1800	460	445T	E215	445TTFN6036	★	20:1@	\$15,428	E9	95.8	172	43.19		A621
	1800	575	445T	E317	445TTFN6037		20:1@	\$15,428	E9	95.8	138	43.19	PW	A621
	1200	460	445T	E289	445TTFN6087		20:1@	\$19,470	E9	95.8	181	43.19	RB	N/A
200	3600	460	445TS	E342	445TSTFN16004	★	2:1	\$22,710	E9	95.8	222	39.44		A621
	1800	460	445T	E247	445TTFN6038	★	20:1@	\$18,763	E9	96.2	226	43.19	RB	N/A
	1800	575	445T	E326	445TTFN6039		20:1@	\$18,763	E9	96.2	181	43.19	RB	N/A
	1200	460	447/9T	E282	449TTFS6088	★	20:1@	\$23,834	E9	95.8	240	51.69	H, RB	N/A
250	3600	460	447/9TS	E271	449TSTFS6003		2:1	\$28,641	E9	96.5	274	47.88	H	A624
	1800	460	445T	E287	445TTFN6040		20:1@	\$22,119	E9	95.8	285	43.19	RB, NP	N/A
	1800	460	447/9T	E276	449TTFS6038		20:1@	\$23,778	E9	96.5	285	51.69	H, RB	N/A
	1200	460	L447/9T	E283	449TTFS6087		20:1@	\$27,398	E9	95.8	300	51.69	H, RB	N/A
300	3600	460	447/9TS	E272	449TSTFS6002		2:1	\$37,124	E9	96.2	330	47.88	H	A624
	1800	460	447/9T	E277	449TTFS6037		20:1@	\$26,900	E9	96.5	339	51.69	H, RB	N/A
	1200	460	L447/9T	E284	449TTFS6390		N/A	\$36,173	E9	95.8	362	56.71	H, RB	N/A
350	3600	460	447/9TS	E273	449TSTFS6001		2:1	\$42,573	E9	96.2	382	47.88		A624

XRI® - PREMIUM EFFICIENCY

C-Face Footed (Rigid Base)

HP	RPM	VOLTS	FRAME	CAT. NO.	MODEL NO.	STOCK	CT SPEED RANGE*	LIST PRICE	MULT. SYMB.	NOM. EFF.	F.L. AMPS	"C" DIM	FOOT NOTES
1	3600	208-230/460	56C	E2000	56T34F5940	★	10:1	\$554	E9	80.0	3.0-2.8/1.4	11.31	
	1800	208-230/460	143TC	E2001	143TTFR5642	★	10:1	\$445	E9	85.5	3.2-3.2/1.6	13.75	
	1200	208-230/460	145TC	E2002	145TTFR6078	★	10:1	\$536	E9	82.5	3.8-3.8/1.9	13.75	
1 1/2	3600	208-230/460	143TC	E2003	143TTFR5582	★	10:1	\$515	E9	84.0	4.4-4.0/2.0	13.75	
	1800	208-230/460	145TC	E2004	145TTFR6033	★	10:1	\$485	E9	86.5	5.2-4.8/2.4	13.75	
	1200	208-230/460	182TC	E2005	182TTFR6076	★	10:1	\$701	E9	87.5	4.8-4.4/2.2	16.19	d
	1200	208-230/460	182TC	E2005	182TTFW6076	★	10:1	\$701	E9	87.5	6.0-5.1/2.6	14.47	13
2	3600	208-230/460	145TC	E2006	145TTFR3002	★	10:1	\$571	E9	85.5	5.2-4.8/2.4	13.75	
	1800	208-230/460	145TC	E2007	145TTFR6035	★	10:1	\$531	E9	86.5	6.0-5.8/2.9	14.25	
	1200	208-230/460	184TC	E2008	184TTFR6076	★	10:1	\$803	E9	88.5	6.4-6.0/3.0	17.19	d
	1200	208-230/460	184TC	E2008	184TTFW6076	★	10:1	\$803	E9	88.5	7.4-6.4/3.2	14.97	13
3	3600	208-230/460	182TC	E2009	182TTFR6001	★	10:1	\$740	E9	87.5	8.0-7.6/3.8	15.69	d
	3600	208-230/460	182TC	E2009	182TTFW6001	★	10:1	\$664	E9	87.5	8.4-7.8/3.9	13.97	13
	1800	208-230/460	182TC	E2010	182TTFR6026	★	10:1	\$740	E9	89.5	8.4-8.0/4.0	15.69	d
	1800	208-230/460	182TC	E2010	182TTFW6026	★	10:1	\$664	E9	89.5	8.4-7.8/3.9	13.97	13
	1200	208-230/460	213TC	E2011	213TTFW6076	★	10:1	\$979	E9	89.5	9.2-8.8/4.4	19.47	
5	3600	208-230/460	184TC	E2012	184TTFR6001	★	10:1	\$858	E9	88.5	13.2-12.0/6.0	16.67	d
	3600	208-230/460	184TC	E2012	184TTFW6001	★	10:1	\$775	E9	88.5	13.0-12.0/6.0	17.19	13
	1800	208-230/460	184TC	E2013	184TTFR6026	★	10:1	\$858	E9	90.2	13.8-12.4/6.2	16.67	d
	1800	208-230/460	184TC	E2013	184TTFW6026	★	10:1	\$775	E9	90.2	13.7-12.6/6.3	14.97	13
	1200	208-230/460	215TC	E2014	215TTFW6076	★	10:1	\$1,261	E9	90.2	15.0-14.0/7.0	20.97	
7 1/2	3600	208-230/460	213TC	E2015	213TTFW6001	★	10:1	\$1,054	E9	91.7	19.7-17.8/8.9	20.97	
	1800	208-230/460	213TC	E2016	213TTFW6026	★	10:1	\$957	E9	91.7	21.0-19.4/9.7	20.97	
10	3600	208-230/460	215TC	E2018	215TTFW6001	★	10:1	\$1,122	E9	91.7	26.4-23.6/11.8	22.22	
	1800	208-230/460	215TC	E2019	215TTFW6026	★	10:1	\$1,089	E9	91.7	28.0-25.6/12.8	22.22	

Blue shaded areas are Cast Iron Frames

* Requires nameplate modifications

Catalog numbers (Cat No.) highlighted in bold blue have efficiency levels that meet or exceed U.S. EPA and/or NRC Canadian standards.

Blue Chip® Severe Duty / Cooling Tower: Single Speed EPA Efficiency

Rigid Base , Three Phase



Features:

- Blue Chip® quality, 100% cast iron construction for rigidity and reduced vibration
- Internal and external epoxy paint
- Class F insulation
- 1.15 Service Factor
- Rated 60/50 hertz, 190/380 or 380 volt at next lower horsepower
- Extended grease tubes, regreasable in service
- T-drains provided for effective drainage (Installed in both endshields)
- Shaft Slinger
- Forsheda seals on both ends
- Ball Bearings
- Actual test and vibration data supplied with each motor
- UL Recognized and CSA Certified
- Suitable for 10:1 VT and CT (as noted) on VFD
- Two year warranty




IP55

Suitable for use on VFD per guidelines on page 17.

HP	RPM	VOLTS	FRAME	CAT. NO.	MODEL NO.	STOCK	CT SPEED RANGE*	LIST PRICE	MULT. SYMB.	NOM. EFF.	F.L. AMPS	"C" DIM.
3	1800	230/460	182T	U867	182TTFS4557		10:1	\$789	S3	87.5	8.4/4.2	15.19
5	1800	230/460	184T	U868	184TTFS4555	*	10:1	\$862	S3	87.5	13.0/6.5	16.19
7 1/2	1800	230/460	213T	U869	213TTFS4550	*	10:1	\$1,088	S3	89.5	20.0/10.0	18.22
10	1800	230/460	215T	U870	215TTFS4546	*	10:1	\$1,246	S3	91.0	26.0/13.0	19.72
15	1800	230/460	254T	U871	254TTFNA4549	*	10:1	\$1,608	S3	91.0	39.0/19.5	23.52
20	1800	230/460	256T	U872	256TTFNA4532	*	10:1	\$1,891	S3	91.0	50.0/25.0	25.27
25	1800	230/460	284T	U873	284TTFPA4545	*	10:1	\$2,241	S3	92.4	62.0/31.0	26.27
30	1800	230/460	286T	U874	286TTFPA4544	*	10:1	\$2,622	S3	92.4	74.0/37.0	27.77
40	1800	230/460	324T	U875	324TTFPA4540	*	2:1	\$3,399	S3	93.0	100/50.0	28.97
50	1800	230/460	326T	U876	326TTFPA4550	*	2:1	\$4,201	S3	93.0	122/61.0	30.47
60	1800	230/460	364T	U877	364TTFS4550	*	2:1	\$5,991	S3	93.6	144/72.0	31.50
75	1800	230/460	365T	U878	365TTFS4560	*	2:1	\$7,458	S3	94.1	178/89.0	32.50
100	1800	230/460	405T	U879	405TTFS4560	*	2:1	\$9,236	S3	94.5	228/114	37.12
125	1800	460	444T	U880	444TTFS4546	*	2:1	\$11,890	S3	94.5	142	41.25
150	1800	460	445T	U881	445TTFN4826	*	2:1	\$14,158	S3	95.0	172	43.26
200	1800	460	445T	U882	445TTFN4574		2:1	\$16,900	S3	95.0	225	43.26
250	1800	460	445T	U884	445TTFN4575		2:1	\$19,095	S3	95.0	285	43.26

Severe Duty, Totally Enclosed

C-Face Footless, Three Phase



Features:

- 303 Stainless steel shafts with contact lip seal & V-ring slinger
- Rolled Steel construction
- Gray epoxy paint
- Class F insulation
- 1.15 Service Factor (except as noted)
- Automatic thermal protection

IP55

HP	RPM	VOLTS	FRAME	CAT. NO.	MODEL NO.	STOCK	LIST PRICE	MULT. SYMB.	NOM. EFF.	F.L. AMPS	"C" DIM.	FOOT NOTES
1/2	1800	230/460	56C	K606	5K42GN4619X	*	\$442	F3	72.0	2.2/1.1	11.19	
3/4	1800	230/460	56C	K607	5K49MN4620X	*	\$485	F3	77.0	3.0/1.5	11.69	
1	1800	230/460	56C	K608	5K49MN4618X	*	\$507	F3	77.0	3.8/1.9	11.69	
1 1/2	1800	230/460	56C	K610	5K49RN4621X	*	\$559	F3	80.0	5.0/2.5	12.19	
2	1800	230/460	56C	K609	5K49TN4622X	*	\$596	F3	81.5	6.2/3.1	12.69	17

Blue shaded areas are Cast Iron Frames

* Requires nameplate modification

Catalog numbers (Cat No.) highlighted in bold blue have efficiency levels that meet or exceed U.S. EPA and/or NRC Canadian standards.

Blue Chip® Severe Duty / Automotive Duty: Ford EM-1 NEMA Premium® XRI®, Hazardous Duty™

Totally Enclosed, Rigid Base, Three Phase



Applications: Chemical plants, paper mills, refineries, mines, food processing, foundries, and other severe duty environments where long life and ultra-high efficiency are desired. Guaranteed efficiencies offer an **eXtra** Return on your **I**nvestment when using these premium efficiency motors on high cycle or long run applications.

Features:

- **Meets or exceeds NEMA Premium® efficiencies**, except where noted
- **NEMA Premium® models are in compliance with EISA2007**
- Blue Chip® quality, 100% cast iron construction for rigidity and reduced vibration
- Provisions to add stub shaft for an encoder (182T-449T, TEFC only)
- Internal and external epoxy paint
- MAX GUARD® Class F insulation system
- Constant Torque speed range is listed in CT SPEED RANGE column
- 1.15 Service Factor on sinewave, 1.0 Service Factor on IGBT power
- Bearing caps (254T and larger)
- Precision balanced
- Extended grease tubes, regreasable in service
- Brass drain and breather
- Meets IEEE45 USCG Marine Duty, IP54 Construction
- Meets Ford EM1 Automotive Duty Specification
- Hazardous Duty™ Division 2 CSA certification nameplate
- Division 2 / Zone 2 Class I (gases), Groups A, B, C, D
- Meets temperature code T2B
- Actual test and vibration data supplied with each motor
- Ball bearings (except as noted)
- UL Recognized (through 449T) and CSA Certified
- Three year warranty



Models through 40 HP are capable of modification as follows (contact factory to confirm):

- 1.25 Service Factor (sinewave only)
- 50Hz at same HP, 1.0 Service Factor (sinewave only)
- Certain combinations of existing and new nameplate markings are not possible (contact factory to confirm)
- Any nameplate changes are subject to modification charges (see MOD Central section)
- Contact Marathon Electric for optional nameplate markings on 50 HP and larger

Suitable for use on VFD per guidelines on page 17.

HP	RPM	VOLTS	FRAME	CAT. NO.	MODEL NO.	STOCK	CT SPEED RANGE*	LIST PRICE	MULT. SYMB.	NOM. EFF.	F.L. AMPS	"C" DIM.	FOOT NOTES	C FACE KIT
3/4	1200	460	143T	E648	143TTTN6576	★	1000:1	\$561	E9	80.0	1.4	10.43	75,76,N	A603
	1200	460	143T	E373	143TTFN6576		20:1	\$617	E9	80.0	1.4	12.92	75,76	A603
1	1800	460	143T	E649	143TTTN6526	★	1000:1	\$458	E9	85.5	1.5	10.43	75,76,N	A603
	1800	460	143T	E374	143TTFN6526		20:1	\$504	E9	85.5	1.5	12.92	75,76	A603
	1800	230/460	143T	E461	143TTTN6563	★	1000:1	\$458	E9	85.5	3.1/1.5	12.95	75,76,N	A603
	1800	230/460	143T	E375	143TTFN6563		20:1	\$504	E9	85.5	3.1/1.5	12.95	75,76	A603
	1800	575	143T	E666	143TTTN6530	★	1000:1	\$458	E9	85.5	1.2	10.43	75,76,N	A603
	1800	575	143T	E376	143TTFN16539		20:1	\$504	E9	85.5	1.2	14.17	75,76	A603
	1200	460	145T	E650	145TTTN6576	★	1000:1	\$576	E9	80.0	1.65	11.43	75,76,N,NP	A655
	1200	230/460	145T	E462	145TTTN6584		1000:1	\$576	E9	80.0	3.3/1.65	11.43	75,76,N,NP	A655
1 1/2	3600	460	143T	E651	143TTTN6501	★	1000:1	\$573	E9	86.5	2.0	10.43	75,76,N	A603
	3600	460	143T	E377	143TTFN6501		20:1	\$630	E9	85.5	2.0	14.17	75,76	A603
	3600	230/460	143T	E463	143TTTN6502		1000:1	\$573	E9	86.5	4.0/2.0	10.43	75,76,N	A603
	3600	230/460	143T	E378	143TTFN6502		20:1	\$630	E9	85.5	4.0/2.0	14.17	75,76	A603
	3600	575	143T	E851	143TTTN6505		1000:1	\$573	E9	86.5	1.6	10.43	75,76,N	A603
	3600	575	143T	E379	143TTFN6505		20:1	\$630	E9	85.5	1.6	14.17	75,76	A603
	1800	460	145T	E652	145TTTN6526	★	1000:1	\$497	E9	84.0	2.2	11.43	75,76,N,NP	A655
	1800	230/460	145T	E464	145TTTN6834	★	1000:1	\$497	E9	84.0	4.4/2.2	11.43	75,76,N,NP	A655
	1800	575	145T	E667	145TTTN6529		1000:1	\$497	E9	84.0	1.8	11.43	75,76,N,NP	A655
	1200	460	182T	E632	182TTTS6576	★	1000:1	\$737	E9	87.5	2.2	12.71	75,76,N	A644
	1200	460	182T	E380	182TTFN6576		20:1	\$811	E9	87.5	2.2	15.19	75	A644
	1200	230/460	182T	E465	182TTTS6578		1000:1	\$737	E9	87.5	4.4/2.2	12.71	75,N	A644
2	3600	460	145T	E653	145TTTN6501	★	1000:1	\$601	E9	85.5	2.5	11.43	75,76,N	A655
	3600	460	145T	E382	145TTFN6501		20:1	\$661	E9	85.5	2.0	14.17	75,76	A655
	3600	230/460	145T	E466	145TTTN6521		1000:1	\$601	E9	85.5	5.0/2.5	11.43	75,76,N	A655
	3600	230/460	145T	E383	145TTFN6521		20:1	\$661	E9	85.5	4.0/2.0	14.17	75,76	A655
	3600	575	145T	E852	145TTTN6505		1000:1	\$601	E9	85.5	2.0	11.43	75,76,N	A655

Blue shaded areas are Cast Iron Frames

* Requires nameplate modification

Catalog numbers (Cat No.) highlighted in bold blue have efficiency levels that meet or exceed U.S. EPA and/or NRC Canadian standards.

Continued on next page.

Blue Chip® Severe Duty / Automotive Duty: Ford EM-1 NEMA Premium® XRI®, Hazardous Duty™

Totally Enclosed, Rigid Base, Three Phase

HP	RPM	VOLTS	FRAME	CAT. NO.	MODEL NO.	STOCK	CT SPEED RANGE*	LIST PRICE	MULT. SYMB.	NOM. EFF.	F.L. AMPS	"C" DIM.	FOOT NOTES	C FACE KIT
2	1800	460	145T	E654	145TTTN6527	★	1000:1	\$546	E9	85.5	3.0	11.43	75,76,N,NP	A655
	1800	230/460	145T	E467	145TTTN6835	★	1000:1	\$546	E9	85.5	6.0/3.0	11.43	75,76,N,NP	A655
	1800	575	145T	E668	145TTTN6530	★	1000:1	\$546	E9	85.5	2.4	11.43	75,76,N,NP	A655
	1200	460	184T	E633	184TTTS6576	★	1000:1	\$911	E9	88.5	3.0	13.71	75,N	A644
	1200	460	184T	E388	184TTFS6576	★	20:1	\$1,002	E9	88.5	2.9	16.19	75	A644
	1200	230/460	184T	E468	184TTTS6582	★	1000:1	\$911	E9	88.5	6.0/3.0	13.71	75,N	A644
3	3600	460	182T	E601	182TTTS6501	★	1000:1	\$825	E9	87.5	3.8	12.71	75,N	A644
	3600	230/460	182T	E390	182TTFS6501	★	20:1	\$908	E9	87.5	3.8	15.19	75	A644
	3600	575	182T	E853	182TTTS6505	★	1000:1	\$825	E9	87.5	3.0	12.71	75,N	A644
	3600	575	182T	E392	182TTFS6505	★	20:1	\$908	E9	87.5	3.0	21.57	75	A644
	1800	460	182T	E616	182TTTS6526	★	1000:1	\$740	E9	90.2	4.0	12.71	75,N	A644
	1800	230/460	182T	E470	182TTTS6538	★	1000:1	\$740	E9	90.2	8.0/4.0	12.71	75,N	A644
	1800	575	182T	E669	182TTTS6530	★	1000:1	\$740	E9	90.2	3.2	12.71	75,N	A644
	1200	460	213T	E634	213TTFS6576	★	20:1	\$1,122	E9	89.5	4.4	18.22	75	A206
	1200	230/460	213T	E471	213TTFS6594	★	20:1	\$1,122	E9	89.5	8.8/4.4	18.22	75	A206
5	3600	460	184T	E602	184TTFS6501	★	2:1	\$917	E9	89.5	5.9	16.19	75	A644
	3600	230/460	184T	E472	184TTFS6810	★	2:1	\$917	E9	89.5	11.8/5.9	16.19	75	A644
	3600	575	184T	E655	184TTFS6505	★	20:1	\$917	E9	89.5	4.7	16.19	75	A644
	1800	460	184T	E617	184TTFS6526	★	20:1	\$858	E9	90.2	6.2	16.19	75	A644
	1800	230/460	184T	E473	184TTFS6844	★	20:1	\$858	E9	90.2	12.4/6.2	16.19	75	A644
	1800	575	184T	E670	184TTFS6530	★	20:1	\$858	E9	90.2	5.0	16.19	75	A644
	1200	460	215T	E635	215TTFS6576	★	20:1	\$1,378	E9	89.5	6.9	19.72	75	A206
	1200	230/460	215T	E474	215TTFS6881	★	20:1	\$1,378	E9	89.5	13.8/6.9	19.72	75	A206
	1200	575	215T	E683	215TTFS6580	★	20:1	\$1,378	E9	89.5	5.5	19.72	75	A206
	7 1/2	3600	460	213T	E603	213TTTS6501	★	1000:1	\$1,108	E9	91.7	8.9	17.19	75,N
3600		460	213T	E396	213TTFS6501	★	2:1	\$1,219	E9	89.5	8.9	19.72	75	A206
3600		230/460	213T	E475	213TTTS6502	★	1000:1	\$1,108	E9	91.7	17.8/8.9	17.19	75,N	A206
3600		575	213T	E656	213TTTS6505	★	1000:1	\$1,108	E9	91.7	7.1	17.19	75,N	A206
1800		460	213T	E618	213TTFS6526	★	20:1	\$1,051	E9	91.7	9.6	19.72	75	A206
1800		230/460	213T	E476	213TTFS6531	★	20:1	\$1,051	E9	91.7	19.2/9.6	19.72	75	A206
1800		575	213T	E671	213TTFS6530	★	20:1	\$1,051	E9	91.7	7.7	19.72	75	A206
1200		460	254T	E636	254TTFNA6576	★	20:1	\$1,786	E9	91.0	9.9	23.52	75	A284
1200		230/460	254T	E477	254TTFNA6590	★	20:1	\$1,786	E9	91.0	19.8/9.9	23.52	75	A284
1200		575	254T	E684	254TTFNA6578	★	20:1	\$1,786	E9	91.0	7.9	23.52	75	A284
10	3600	460	215T	E604	215TTFS6501	★	2:1	\$1,293	E9	91.7	11.8	19.72	75	A206
	3600	230/460	215T	E478	215TTFS6807	★	2:1	\$1,293	E9	91.7	23.6/11.8	19.72	75	A206
	3600	575	215T	E657	215TTFS6505	★	2:1	\$1,293	E9	91.7	9.5	19.72	75	A206
	1800	460	215T	E619	215TTFS6526	★	20:1	\$1,266	E9	91.7	12.5	19.72	75	A206
	1800	230/460	215T	E479	215TTFS6527	★	20:1	\$1,266	E9	91.7	25.0/12.5	19.72	75	A206
	1800	575	215T	E672	215TTFS6530	★	20:1	\$1,266	E9	91.7	10.0	19.72	75	A206
	1200	460	256T	E637	256TTFNA6576	★	20:1	\$2,182	E9	91.0	13.1	25.27	75	A284
	1200	230/460	256T	E480	256TTFNA6596	★	20:1	\$2,182	E9	91.0	26.2/13.1	25.27	75	A284
	1200	575	256T	E685	256TTFNA6578	★	20:1	\$2,182	E9	91.0	10.5	25.27	75	A284

SEVERE DUTY

Blue shaded areas are Cast Iron Frames

* Requires nameplate modification

Catalog numbers (Cat No.) highlighted in bold blue have efficiency levels that meet or exceed U.S. EPA and/or NRC Canadian standards.

Continued on next page.

Blue Chip® Severe Duty / Automotive Duty: Ford EM-1 NEMA Premium® XRI®, Hazardous Duty™

Totally Enclosed, Rigid Base, Three Phase

HP	RPM	VOLTS	FRAME	CAT. NO.	MODEL NO.	STOCK	CT SPEED RANGE*	LIST PRICE	MULT. SYMB.	NOM. EFF.	F.L. AMPS	"C" DIM.	FOOT NOTES	C FACE KIT
15	3600	460	254T	E605	254TTFNA6501	★	2:1	\$1,732	E9	91.7	17.5	23.52	75	A284
	3600	230/460	254T	E481	254TTFNA6515	★	2:1	\$1,732	E9	91.7	35.0/17.5	23.52	75	A284
	3600	575	254T	E658	254TTFNA6503		2:1	\$1,732	E9	91.7	14.2	23.52	75	A284
	1800	460	254T	E620	254TTFNA6526	★	20:1	\$1,626	E9	92.4	18.8	23.52	75	A284
	1800	230/460	254T	E482	254TTFNA6529	★	20:1	\$1,626	E9	92.4	37.6/18.8	23.52	75	A284
	1800	575	254T	E673	254TTFNA6528	★	20:1	\$1,626	E9	92.4	15.0	23.52	75	A284
	1200	460	284T	E638	284TTFNA6576	★	20:1	\$2,896	E9	91.7	20.4	26.34		A618
	1200	230/460	284T	E483	284TTFNA6876	★	20:1	\$2,896	E9	91.7	40.8/20.4	26.34		A618
	1200	575	284T	E694	284TTFNA6580		20:1	\$2,896	E9	91.7	16.3	26.34		A618
20	3600	460	256T	E606	256TTFNA6501	★	2:1	\$2,146	E9	92.4	23.4	25.27	75	A284
	3600	230/460	256T	E484	256TTFNA6523	★	2:1	\$2,146	E9	92.4	47.0/23.4	25.27	75	A284
	3600	575	256T	E659	256TTFNA6503		2:1	\$2,146	E9	92.4	18.7	25.27	75	A284
	1800	460	256T	E621	256TTFNA6526	★	20:1	\$2,026	E9	93.0	24.1	25.27	75	A284
	1800	230/460	256T	E485	256TTFNA6529	★	20:1	\$2,026	E9	93.0	48.2/24.1	25.27	75	A284
	1800	575	256T	E674	256TTFNA6528	★	20:1	\$2,026	E9	93.0	19.3	25.27	75	A284
	1200	460	286T	E639	286TTFNA6576	★	20:1	\$3,528	E9	91.7	26.8	27.84		A618
	1200	230/460	286T	E486	286TTFNA6876		20:1	\$3,528	E9	91.7	53.5/26.8	27.84		A618
	1200	575	286T	E695	286TTFNA6580		20:1	\$3,528	E9	91.7	21.4	27.84		A618
25	3600	460	284TS	E607	284TSTFNA6501	★	2:1	\$2,644	E9	93.6	28.1	24.97		A618
	3600	575	284TS	E660	284TSTFNA6502	★	2:1	\$2,644	E9	93.6	22.5	24.97		A618
	1800	460	284T	E622	284TTFNA6526		20:1	\$2,413	E9	93.6	31.0	26.34		A618
	1800	230/460	284T	E488	284TTFNA6837	★	20:1	\$2,413	E9	93.6	62.0/31.0	26.34		A618
	1800	575	284T	E675	284TTFNA6527	★	20:1	\$2,413	E9	93.6	24.8	26.34		A618
	1200	460	324T	E640	324TTFNS6576	★	20:1	\$4,276	E9	93.0	32.5	28.87		A214
	1200	575	324T	E696	324TTFNS6577		20:1	\$4,276	E9	93.0	26.0	28.87		A214
30	3600	460	286TS	E608	286TSTFNA6501	★	2:1	\$3,087	E9	93.6	34.1	26.47		A618
	3600	230/460	286TS	E490	286TSTFNA6804	★	2:1	\$3,087	E9	93.6	67.5/34.0	26.47		A618
	1800	460	286T	E623	286TTFNA6526	★	20:1	\$2,805	E9	94.1	36.5	27.84		A618
	1800	230/460	286T	E491	286TTFNA6570	★	20:1	\$2,805	E9	94.1	73.0/36.5	27.84		A618
	1800	575	286T	E676	286TTFNA6527	★	20:1	\$2,805	E9	94.1	29.2	27.84		A618
	1200	460	326T	E641	326TTFNS6576	★	20:1	\$4,926	E9	93.0	38.5	30.37		A214
	1200	575	326T	E400	326TTFNS6580		20:1	\$4,926	E9	93.0	31.0	30.37		A214
40	3600	460	324TS	E609	324TSTFS6501	★	2:1	\$4,072	E9	93.6	47.0	27.37		A214
	3600	575	324TS	E662	324TSTFS6505		2:1	\$4,072	E9	93.6	37.5	27.37		A214
	1800	460	324T	E624	324TTFNS6526	★	20:1@	\$3,726	E9	94.1	47.5	30.37		A214
	1800	575	324T	E677	324TTFNS6527	★	20:1@	\$3,726	E9	94.1	38.0	30.37	d	A214
	1200	460	364T	E642	364TTFNS6586	★	20:1@	\$6,675	E9	93.6	50.0	31.50	NP	A395
	1200	575	364T	E401	364TTFNS6590		20:1@	\$6,675	E9	93.6	40.0	31.50	NP	A395
50	3600	460	326TS	E610	326TSTFS6501	★	2:1	\$5,268	E9	93.6	58.0	28.87		A214
	3600	575	326TS	E663	326TSTFS6502		2:1	\$5,268	E9	93.6	46.5	28.87		A214
	1800	460	326T	E625	326TTFNS6526	★	20:1@	\$4,576	E9	94.5	60.0	31.87		A214
	1800	460	326TS	E453	326TSTFS6536		20:1@	\$4,576	E9	94.5	60.0	28.87		A214
	1800	575	326T	E678	326TTFNS6527	★	20:1@	\$4,576	E9	94.5	48.0	30.37		A214
	1200	460	365T	E643	365TTFNS6586	★	20:1@	\$7,666	E9	93.6	61.5	32.50	NP	A395
	1200	575	365T	E402	365TTFNS6590		20:1@	\$7,666	E9	93.6	49.0	32.50	NP	A395
60	3600	460	364TS	E611	364TSTFS6501	★	2:1	\$6,929	E9	94.5	67.0	29.38		A396
	3600	575	364TS	E664	364TSTFS6505		2:1	\$6,929	E9	94.5	53.5	29.38		A396
	1800	460	364T	E626	364TTFNS6536	★	20:1@	\$6,565	E9	95.0	69.0	31.50		A395
	1800	460	364TS	E454	364TSTFS6526		20:1@	\$6,565	E9	95.0	69.0	29.38		A396
	1800	575	364T	E679	364TTFNS6537	★	20:1@	\$6,565	E9	95.0	55.0	31.50		A395

SEVERE DUTY

Blue shaded areas are Cast Iron Frames

* Requires nameplate modification
@ Requires larger fan

Catalog numbers (Cat No.) highlighted in bold blue have efficiency levels that meet or exceed U.S. EPAct and/or NRCan Canadian standards.

Continued on next page.

Blue Chip® Severe Duty / Automotive Duty: Ford EM-1 NEMA Premium® XRI®, Hazardous Duty™

Totally Enclosed, Rigid Base, Three Phase

HP	RPM	VOLTS	FRAME	CAT. NO.	MODEL NO.	STOCK	CT SPEED RANGE*	LIST PRICE	MULT. SYMB.	NOM. EFF.	F.L. AMPS	"C" DIM.	FOOT NOTES	C FACE KIT
60	1200	460	404T	E644	404TTFS6586	*	20:1@	\$8,982	E9	94.5	72.0	35.62		A223
	1200	575	404T	E403	404TTFS6592		20:1@	\$8,982	E9	94.5	57.5	35.62		A223
75	3600	460	365TS	E612	365TSTFS6501	*	2:1	\$8,702	E9	94.5	84.0	30.38		A396
	3600	575	365TS	E665	365TSTFS6502	*	2:1	\$8,702	E9	94.5	67.0	30.38		A396
	1800	460	365T	E627	365TTFS6536	*	20:1@	\$8,322	E9	95.4	86.0	32.50		A395
	1800	460	365TS	E455	365TSTFS6526	*	20:1@	\$8,322	E9	95.4	86.0	30.38		A396
	1800	575	365T	E680	365TTFS6537	*	20:1@	\$8,322	E9	95.4	69.0	32.50		A395
	1200	460	405T	E645	405TTFS6586	*	20:1@	\$10,574	E9	94.5	90.0	37.12		A223
	1200	575	405T	E404	405TTFS6587		20:1@	\$10,574	E9	94.5	71.5	37.12		A223
100	3600	460	405TS	E613	405TSTFS6501	*	2:1	\$11,660	E9	95.0	108	34.12		A226
	3600	575	405TS	E493	405TSTFS6502		2:1	\$11,660	E9	95.0	87.0	34.12		A226
	1800	460	405T	E628	405TTFS6536	*	20:1@	\$10,282	E9	95.4	113	37.12		A223
	1800	460	405TS	E456	405TSTFS6526	*	20:1@	\$10,282	E9	95.4	113	34.12		A226
	1800	575	405T	E681	405TTFS6538	*	20:1@	\$10,282	E9	95.4	90.5	37.12		A223
	1800	460	444T	E327	444TTFN16577		20:1@	\$14,451	E9	95.0	124	41.25		A620
	1200	460	444T	E646	444TTFS6586	*	20:1@	\$14,451	E9	94.5	119	41.25	NP	A229
	1200	575	444T	E405	444TTFS6590		20:1@	\$14,451	E9	94.5	94.5	41.25	NP	A229
125	3600	460	444TS	E614	444TSTFS6501	*	2:1	\$15,243	E9	95.4	136	37.50		A232
	3600	575	444TS	E494	444TSTFS6505		2:1	\$15,243	E9	95.4	109	37.50		A232
	1800	460	444T	E629	444TTFS6536	*	20:1@	\$13,535	E9	95.4	141	41.25		A229
	1800	460	444TS	E457	444TSTFS6526	*	20:1@	\$13,535	E9	95.4	141	37.50		A232
	1800	575	444T	E697	444TTFS6540	*	20:1@	\$13,535	E9	95.4	113	41.25		A229
	1200	460	445T	E647	445TTFN6586	*	20:1@	\$17,750	E9	95.0	155	43.26		A620
	1200	575	445T	E406	445TTFN6590		20:1@	\$17,750	E9	95.0	124	43.26		A620
150	3600	460	445TS	E615	445TSTFN6501	*	2:1	\$18,311	E9	95.8	165	39.44		A621
	3600	575	445TS	E495	445TSTFN6502		2:1	\$18,311	E9	95.8	132	39.44		A621
	1800	460	445T	E630	445TTFN6536	*	20:1@	\$15,736	E9	95.8	172	43.26		A620
	1800	460	445TS	E458	445TSTFN6526	*	20:1@	\$15,736	E9	95.8	172	39.44		A621
	1800	575	445T	E682	445TTFN6537	*	20:1@	\$15,736	E9	95.8	138	43.26		A620
	1200	460	445T	E448	445TTFN6587	*	20:1@	\$19,859	E9	95.8	180	43.26	H, RB	N/A
	1200	575	445T	E407	445TTFN6591		20:1@	\$19,859	E9	95.8	145	43.26	RB	N/A
200	3600	460	445TS	E449	445TSTFN6505	*	2:1	\$23,164	E9	95.8	222	39.44	H	A621
	3600	575	445TS	E496	445TSTFN6506		2:1	\$23,164	E9	95.8	178	39.44		A621
	1800	460	445T	E631	445TTFN6538	*	20:1@	\$19,138	E9	96.2	226	43.26	RB	N/A
	1800	460	445TS	E459	445TSTFN6528	*	20:1@	\$19,138	E9	96.2	226	39.44	H	A621
	1800	460	447/9T	E770	449TTFS6530	*	20:1@	\$22,009	E9	96.5	225	51.69	H	A623
	1800	460	447/9T	E854	449TTFS6540	*	20:1@	\$22,009	E9	96.5	225	51.69	H, RB	N/A
	1800	575	447/9T	E856	449TTFS6564	*	20:1@	\$22,009	E9	96.5	180	51.69	H, RB	N/A
	1200	460	447/9T	E773	449TTFS6578	*	20:1@	\$24,311	E9	95.8	240	51.69	H	A623
	1200	460	447/9T	E687	449TTFS6588	*	20:1@	\$24,311	E9	95.8	240	51.69	H, RB	N/A
	1200	575	447/9T	E408	449TTFS6582		20:1@	\$24,311	E9	95.8	192	51.69	H, RB	N/A
250	3600	460	447/9TS	E699	449TSTFS6503		2:1	\$29,214	E9	96.5	274	47.88	H	A624
	1800	460	445T	E450	445TTFN6540		20:1@	\$24,011	E9	95.8	285	43.26	A, H, RB	N/A
	1800	460	447/9T	E771	449TTFS6528	*	20:1@	\$27,612	E9	96.5	285	51.69	H	A623
	1800	460	447/9T	E690	449TTFS6538	*	20:1@	\$27,612	E9	96.5	285	51.69	H, RB	N/A
	1200	460	L447/9T	E774	449TTFS6577		20:1@	\$27,946	E9	95.8	300	51.69	H	A623
	1200	460	L447/9T	E688	449TTFS6587		20:1@	\$27,946	E9	95.8	300	51.69	H, RB	N/A

SEVERE DUTY

Blue shaded areas are Cast Iron Frames

* Requires nameplate modification
@ Requires larger fan

Catalog numbers (Cat No.) highlighted in bold blue have efficiency levels that meet or exceed U.S. EPA Act and/or NRCan Canadian standards.

Continued on next page.

Blue Chip® Severe Duty / Automotive Duty: Ford EM-1 NEMA Premium® XRI®, Hazardous Duty™

Totally Enclosed, Rigid Base, Three Phase

HP	RPM	VOLTS	FRAME	CAT. NO.	MODEL NO.	STOCK	CT SPEED RANGE*	LIST PRICE	MULT. SYMB.	NOM. EFF.	F.L. AMPS	"C" DIM.	FOOT NOTES	C FACE KIT
300	3600	460	447/9TS	E698	449TSTFS6502		2:1	\$37,866	E9	96.2	330	47.88	H	A626
	1800	460	447/9T	E691	449TTFS6537	*	20:1@	\$30,652	E9	96.5	339	51.69	H,RB	N/A
	1800	460	447/9T	E772	449TTFS6527		20:1@	\$30,652	E9	96.5	339	51.69	H	A623
	1800	575	447/9T	E345	449TTFS16534		20:1@	\$30,652	E9	96.5	271	51.69	H,RB	N/A
350	3600	460	447/9TS	E769	449TSTFS6501		2:1	\$43,424	E9	96.2	382	47.88	H	A624
	1800	460	447/9T	E692	449TTFS6536	*	20:1@	\$35,804	E9	96.2	395	51.69	H,RB	N/A
400	1800	460	L447/9T	E776	449TTFS16553		20:1@	\$36,759	E9	96.2	448	56.71	H,79	N/A
450	1200	460	5013LS	E363	5013LSTFS6595		N/A	\$85,984	S6	96.2	525	67.19	A,77,79,90	N/A
500	1800	460	5011LS	E364	5011LSTFS16031		N/A	\$59,263	S6	96.2	555	67.19	77,79,90	N/A
600	1800	460	5011LS	E366	5011LSTFS16033		N/A	\$70,218	S6	96.2	655	67.19	A,77,79,90	N/A

Blue shaded areas are Cast Iron Frames

* Requires nameplate modification
@ Requires larger fan

Catalog numbers (Cat No.) highlighted in bold blue have efficiency levels that meet or exceed U.S. EPAAct and/or NRCan Canadian standards.

SEVERE DUTY

Blue Chip® Severe Duty / Automotive Duty: GM 7E-TA NEMA Premium® XRI® IEEE-841, Hazardous Duty™

Totally Enclosed, Rigid Base, Three Phase



Applications: For extreme applications in the process industries such as chemical plants, pulp and paper mills, refineries, above-ground mines, food processing, foundries, and other severe duty environments where long life and ultra-high efficiency are required. Guaranteed efficiencies offer an eXtra Return on your Investment when using these premium efficiency motors on high cycle or long run time applications.

Features:

- Meets or exceeds NEMA Premium® efficiencies, except where noted
- NEMA Premium® models are in compliance with EISA2007
- Meets IEEE-841 standard for severe duty applications
- Blue Chip® quality, 100% cast iron construction for rigidity and reduced vibration
- Inpro/Seal® VBX® bearing isolators on drive end shaft extension TENV and on both ends of TEFC
- Provisions to add stub shaft for an encoder (182T-449T, TEFC only)
- Internal and external epoxy paint
- MAX GUARD® Class F insulation system
- Constant Torque speed range is listed in CT SPEED RANGE column
- 1.15 Service Factor on sinewave, 1.0 Service Factor on IGBT power
- Bearing caps (254T and larger)
- Precision balanced
- Extended grease tubes, regreasable in service
- Brass drain and breather
- Meets IEEE45 USCG Marine Duty, API RPI4F for offshore platforms, IP56
- Meets NEMA MG1 - 1.26.6 Waterproof specification
- Hazardous Duty™ Division 2 CSA certification nameplate
- Division 2 / Zone 2 Class I (gases), Groups A, B, C, D
- Meets temperature code T2B
- Actual test and vibration data supplied with each motor
- Ball bearings (except as noted)
- UL Recognized (through 449T) and CSA Certified
- Five year warranty



Models through 40 HP are capable of modification as follows (contact factory to confirm):

- 1.25 Service Factor (sinewave only)
- 50Hz at same HP, 1.0 Service Factor (sinewave only)
- Certain combinations of existing and new nameplate markings are not possible (contact factory to confirm)
- Any nameplate changes are subject to modification charges (see MOD Central section)
- Contact Marathon Electric for optional nameplate markings on 50 HP and larger

Suitable for use on VFD per guidelines on page 17.

HP	RPM	VOLTS	FRAME	CAT. NO.	MODEL NO.	STOCK	CT SPEED RANGE*	LIST PRICE	MULT. SYMB.	NOM. EFF.	F.L. AMPS	"C" DIM.	FOOT NOTES	C FACE KIT
1	1800	460	143T	W501	143THTN9026	*	1000:1	\$618	E9	85.5	1.5	10.43	75,76,N	A181
	1800	575	143T	W502	143THTN19033		1000:1	\$618	E9	85.5	1.2	10.43	75,76,N	A181
	1200	460	145T	W503	145THTN9076		1000:1	\$778	E9	80.0	1.65	11.43	75,76,N,NP	A262
	1200	575	145T	W638	145THTN19079		1000:1	\$778	E9	80.0	1.3	11.43	75,76,N,NP	A262
	900	460	182T	W504	182THFS19101		20:1	\$1,367	E9	74.0	2.2	15.19	75,NE	A182
1 1/2	3600	460	143T	W505	143THTN9001		1000:1	\$774	E9	86.5	2.0	10.43	75,76,N	A181
	3600	575	143T	W506	143THTN9005		1000:1	\$774	E9	86.5	1.6	10.43	75,76,N	A181
	1800	460	145T	W507	145THTN9026	*	1000:1	\$670	E9	84.0	2.2	11.43	75,76,N,NP	A262
	1800	575	145T	W508	145THTN19045	*	1000:1	\$670	E9	84.0	1.75	11.43	75,76,d,N,NP	A262
	1200	460	182T	W509	182THTS9076	*	1000:1	\$996	E9	87.5	2.2	12.71	75,d,N	A182
2	3600	460	145T	W511	145THTN9001		1000:1	\$811	E9	85.5	2.5	11.43	75,76,N	A262
	3600	575	145T	W512	145THTN19002		1000:1	\$811	E9	85.5	2.0	11.43	75,76,N	A262
	1800	460	145T	W513	145THTN9027	*	1000:1	\$736	E9	85.5	3.0	11.43	75,76,N,NP	A262
	1800	575	145T	W514	145THTN19033		1000:1	\$736	E9	85.5	2.4	11.43	75,76,N,NP	A262
	1200	460	184T	W515	184THTS9076		1000:1	\$1,230	E9	88.5	3.0	13.71	75,N	A182
3	3600	460	182T	W517	182THTS9001		1000:1	\$1,114	E9	87.5	3.8	12.71	75,N	A182
	1800	460	182T	W519	182THTS9026	*	1000:1	\$999	E9	90.2	4.0	12.71	75,N	A182
	1800	575	182T	W520	182THTS19033		1000:1	\$999	E9	90.2	3.2	12.71	75,N	A182
	1200	460	213T	W521	213THFS9076	*	20:1	\$1,515	E9	89.5	4.4	18.22	75	A183
	900	460	215T	W522	215THFS9101		20:1	\$2,269	E9	86.5	5.0	19.72	75,NE	A183

Blue shaded areas are Cast Iron Frames

* Requires nameplate modification

Catalog numbers (Cat No.) highlighted in bold blue have efficiency levels that meet or exceed U.S. EPA and/or NRC Canadian standards.

Continued on next page.

Blue Chip® Severe Duty / Automotive Duty: GM 7E-TA NEMA Premium® XRI® IEEE-841, Hazardous Duty™

Totally Enclosed, Rigid Base, Three Phase

HP	RPM	VOLTS	FRAME	CAT. NO.	MODEL NO.	STOCK	CT SPEED RANGE*	LIST PRICE	MULT. SYMB.	NOM. EFF.	F.L. AMPS	"C" DIM.	FOOT NOTES	C FACE KIT
5	3600	460	184T	W523	184THFS9001	★	2:1	\$1,238	E9	89.5	5.9	16.19	75	A182
	3600	575	184T	W524	184THFS19006		2:1	\$1,238	E9	89.5	4.7	16.19	75	A182
	1800	460	184T	W525	184THFS9026	★	20:1	\$1,158	E9	90.2	6.2	16.19	75	A182
	1800	575	184T	W526	184THFS9030	★	20:1	\$1,158	E9	90.2	5.0	16.19	75	A182
	1200	460	215T	W527	215THFS9076	★	20:1	\$1,860	E9	89.5	6.9	19.72	75	A183
	1200	575	215T	W528	215THFS19077		20:1	\$1,860	E9	89.5	5.5	19.72	75	A183
	900	460	254T	W529	254THFNA9101			\$2,958	E9	88.5	7.5	23.52	75,NE	A184
7 1/2	3600	460	213T	W530	213THTS9001	★	2:1	\$1,495	E9	91.7	8.9	17.18	75,N	A183
	3600	575	213T	W531	213THTS19005		2:1	\$1,495	E9	91.7	7.1	17.18	75,N	A183
	1800	460	213T	W532	213THFS9026	★	20:1	\$1,419	E9	91.7	9.6	19.73	75	A183
	1800	575	213T	W533	213THFS9030	★	20:1	\$1,419	E9	91.7	7.7	19.72	75	A183
	1200	460	254T	W534	254THFNA9076	★	20:1	\$2,233	E9	91.0	9.9	23.52	75	A184
	900	460	256T	W536	256THFNA9101		20:1	\$3,668	E9	88.5	11.0	25.27	75,NE	A184
	10	3600	460	215T	W537	215THFS9001	★	2:1	\$1,746	E9	91.7	11.9	19.72	75
3600		575	215T	W538	215THFS19006		2:1	\$1,746	E9	91.7	9.5	19.72	75	A183
1800		460	215T	W539	215THFS9026	★	20:1	\$1,709	E9	91.7	12.5	19.72	75	A183
1800		575	215T	W540	215THFS19033	★	20:1	\$1,709	E9	91.7	10.0	19.73	75	A183
1200		460	256T	W541	256THFNA9076		20:1	\$2,727	E9	91.0	13.1	25.27	75	A184
1200		575	256T	W542	256THFNA19081		20:1	\$2,727	E9	91.0	10.5	25.27	75	A184
900		460	284T	W543	284THFNA19102		20:1	\$4,459	E9	90.2	16.0	27.88	NE	A186
15	3600	460	254T	W544	254THFNA9001	★	20:1	\$2,165	E9	91.7	17.5	23.52		A184
	1800	460	254T	W546	254THFNA9026	★	20:1	\$2,033	E9	92.4	18.8	23.52		A184
	1800	575	254T	W547	254THFNA9030	★	20:1	\$2,033	E9	92.4	15.1	23.52		A184
	1200	460	284T	W548	284THFNA9076	★	20:1	\$3,620	E9	91.7	20.4	27.88		A186
	1200	575	284T	W549	284THFNA16585		20:1	\$3,620	E9	91.7	16.3	26.34		A186
	900	460	286T	W550	286THFNA19101		20:1	\$5,594	E9	90.2	22.0	27.84	NE	A186
20	3600	460	256T	W551	256THFNA9001	★	2:1	\$2,683	E9	92.4	23.4	25.27	75	A184
	1800	460	256T	W553	256THFNA9026	★	20:1	\$2,533	E9	93.0	24.1	25.27	75	A184
	1800	575	256T	W554	256THFNA19033	★	20:1	\$2,533	E9	93.0	19.3	25.27	75	A184
	1200	460	286T	W555	286THFNA9076		20:1	\$4,410	E9	91.7	26.8	27.84		A186
	1200	575	286T	W556	286THFNA19077		20:1	\$4,410	E9	91.7	21.4	27.84		A186
25	3600	460	284TS	W558	284TSHFNA9001	★	2:1	\$3,305	E9	93.6	28.1	24.97		A186
	3600	575	284TS	W559	284TSHFNA9005		2:1	\$3,305	E9	93.6	22.4	24.97		A186
	1800	460	284T	W560	284THFNA9026	★	20:1	\$3,015	E9	93.6	31.0	26.44		A186
	1800	575	284T	W561	284THFNA19033		20:1	\$3,015	E9	93.6	24.8	26.34		A186
	1200	460	324T	W562	324THFS9076		20:1	\$5,346	E9	93.0	32.5	28.87		A187
	1200	575	324T	W563	324THFS9080		20:1	\$5,346	E9	93.0	26.0	28.87		A187
30	3600	460	286TS	W565	286TSHFNA9001	★	2:1	\$3,860	E9	93.6	33.8	26.44		A186
	1800	460	286T	W567	286THFNA9026	★	20:1	\$3,507	E9	94.1	36.5	27.84		A186
	1800	575	286T	W568	286THFNA19033		20:1	\$3,507	E9	94.1	29.2	27.84		A186
	1200	460	326T	W569	326THFS9076	★	20:1@	\$6,157	E9	93.0	38.5	30.37		A187
	1200	575	326T	W643	326THFS19078	★	20:1@	\$6,157	E9	93.0	31.0	30.37	d	A187
40	3600	460	324TS	W571	324TSHFS9001	★	2:1	\$5,090	E9	93.6	47.0	27.37		A187
	1800	460	324T	W573	324THFS9026	★	20:1@	\$4,657	E9	94.1	47.5	28.87		A187
	1800	575	324T	W574	324THFS19033		20:1@	\$4,657	E9	94.1	38.0	30.37		A187
	1200	460	364T	W575	364THFS9086		20:1@	\$7,677	E9	93.6	50.0	31.50	NP	A188
	1200	575	364T	W639	364THFS19077		20:1@	\$7,677	E9	93.6	40.0	31.50	NP	A188
	900	460	365T	W576	365THFS19101		20:1@	\$10,946	E9	91.7	53.0	32.50	NE	A188

SEVERE DUTY

Blue shaded areas are Cast Iron Frames

* Requires nameplate modification
@ Requires larger fan

Catalog numbers (Cat No.) highlighted in bold blue have efficiency levels that meet or exceed U.S. EPA and/or NRCan Canadian standards.

Continued on next page.

Blue Chip® Severe Duty / Automotive Duty: GM 7E-TA NEMA Premium® XRI® IEEE-841, Hazardous Duty™

Totally Enclosed, Rigid Base, Three Phase

HP	RPM	VOLTS	FRAME	CAT. NO.	MODEL NO.	STOCK	CT SPEED RANGE*	LIST PRICE	MULT. SYMB.	NOM. EFF.	F.L. AMPS	"C" DIM.	FOOT NOTES	C FACE KIT
50	3600	460	326TS	W577	326TSHFS9001		2:1	\$6,584	E9	93.6	58.0	28.87		A187
	3600	575	326TS	W578	326TSHFS9005		2:1	\$6,584	E9	93.6	46.5	28.87		A187
	1800	460	326T	W580	326THFS9026	*	20:1@	\$5,720	E9	94.5	60.0	30.37		A187
	1800	460	326TS	W579	326TSHFS9036		20:1@	\$5,720	E9	94.5	60.0	28.87		A187
	1800	575	326T	W581	326THFS19033		20:1@	\$5,720	E9	94.5	48.0	30.37		A187
	1200	460	365T	W582	365THFS9086	*	20:1@	\$8,816	E9	93.6	61.5	32.50	NP	A188
	1200	575	365T	W640	365THFS19077		20:1@	\$8,816	E9	93.6	49.0	32.50	NP	A188
	900	460	404T	W583	404THFS9101		20:1@	\$12,316	E9	93.6	66.0	35.62	NE	A190
60	3600	460	364TS	W584	364TSHFS9001	*	2:1	\$7,969	E9	94.5	67.0	29.38		A189
	1800	460	364T	W587	364THFS9036	*	20:1@	\$7,549	E9	95.0	69.0	31.50		A188
	1800	460	364TS	W586	364TSHFS9026		20:1@	\$7,549	E9	95.0	69.0	29.38		A189
	1800	575	364T	W588	364THFS19033		20:1@	\$7,549	E9	95.0	55.0	31.50		A188
	1200	460	404T	W589	404THFS9086		20:1@	\$10,330	E9	94.5	72.0	35.62		A190
	900	460	405T	W590	405THFS19101		20:1@	\$13,819	E9	93.6	80.0	37.12	NE	A190
75	3600	460	365TS	W591	365TSHFS9001	*	2:1	\$10,007	E9	94.5	84.0	30.38		A189
	3600	575	365TS	W592	365TSHFS19002		2:1	\$10,007	E9	94.5	67.0	30.38		A189
	1800	460	365T	W594	365THFS9036	*	20:1@	\$9,571	E9	95.4	86.0	32.50		A188
	1800	460	365TS	W593	365TSHFS9026		20:1@	\$9,571	E9	95.4	86.0	30.38		A189
	1800	575	365T	W595	365THFS9044	*	20:1@	\$9,571	E9	95.4	69.0	32.50		A188
	1200	460	405T	W596	405THFS9086		20:1@	\$12,159	E9	95.0	90.0	37.12		A190
	900	460	444T	W597	444THFS9101		20:1@	\$18,375	E9	93.6	100	41.25	NE	A192
100	3600	460	405TS	W598	405TSHFS9001	*	2:1	\$13,409	E9	95.0	108	34.12		A191
	1800	460	405T	W600	405THFS9036	*	20:1	\$11,824	E9	95.4	113	37.12		A190
	1800	460	405TS	W599	405TSHFS9026		20:1@	\$11,824	E9	95.4	113	34.12		A191
	1800	575	405T	W601	405THFS9040	*	20:1@	\$11,824	E9	95.4	90.0	37.12		A190
	1200	460	444T	W636	444THFN19081		20:1@	\$17,931	E9	95.0	124	41.25		A192
	900	460	445T	W603	445THFN9106		20:1@	\$22,518	E9	94.1	142	43.19	NE	A192
125	3600	460	444TS	W604	444TSHFS9001		2:1@	\$17,530	E9	95.4	136	37.50		A193
	1800	460	444T	W606	444THFS9036		20:1@	\$15,566	E9	95.4	141	41.25		A192
	1800	575	444T	W607	444THFS9040	*	20:1@	\$15,566	E9	95.4	113	41.25		A192
	1200	460	445T	W608	445THFN9086		20:1@	\$20,412	E9	95.0	155	43.19		A192
	900	460	445T	W609	445THFN9102		20:1@	\$23,128	E9	94.5	172	43.19	NE	A194
150	3600	460	445TS	W610	445TSHFN9001		2:1	\$21,058	E9	95.8	165	39.37		A195
	1800	575	445TS	W611	445TSHFN9026	*	20:1@	\$18,096	E9	95.8	172	39.37		A194
	1800	460	445T	W612	445THFN9036	*	20:1@	\$18,096	E9	95.8	172	43.19		A194
	1800	575	445T	W641	445THFN19033		20:1@	\$18,096	E9	95.8	138	43.19		A194
	1800	575	445T	W613	445THFN9037		20:1@	\$18,096	E9	95.8	138	43.19		A194
	1200	460	445T	W614	445THFN9087		20:1@	\$22,839	E9	95.8	181	43.19	H,RB	A194
	900	460	L447/9T	W615	449THFS9101		20:1@	\$29,415	E9	95.4	205	51.88	NE	
	200	3600	460	445TS	W616	445TSHFN9005		2:1@	\$26,639	E9	95.8	223	39.37	H,SL
1800		460	445T	W618	445THFN9038		20:1@	\$22,009	E9	96.2	226	43.19	RB	A194
1800		460	445TS	W617	445TSHFN9028		20:1@	\$22,009	E9	96.2	226	39.37		A195
1800		460	447/9T	W619	449THFS9030		20:1@	\$25,310	E9	96.5	225	51.69		
1800		575	445T	W642	445THFN19034	*	20:1@	\$25,310	E9	96.2	181	43.19		A194
1200		460	447/9T	W621	449THFS19092		20:1@	\$27,957	E9	95.8	225	51.84		
1200		460	447/9T	W622	449THFS9088		20:1@	\$27,957	E9	95.8	240	51.69	RB	
1200		575	447/449T	W630	449THFS19079		20:1@	\$27,957	E9	95.8	192	51.69	RB	

Blue shaded areas are Cast Iron Frames

* Requires nameplate modification
@ Requires larger fan

Catalog numbers (Cat No.) highlighted in bold blue have efficiency levels that meet or exceed U.S. EPA and/or NRC Canadian standards.

Continued on next page.

Blue Chip® Severe Duty / Automotive Duty: GM 7E-TA NEMA Premium® XRI® IEEE-841, Hazardous Duty™

Totally Enclosed, Rigid Base, Three Phase

HP	RPM	VOLTS	FRAME	CAT. NO.	MODEL NO.	STOCK	CT SPEED RANGE*	LIST PRICE	MULT. SYMB.	NOM. EFF.	F.L. AMPS	"C" DIM.	FOOT NOTES	C FACE KIT
250	3600	460	447/9TS	W624	449TSHFS9003		2:1	\$33,596	E9	96.5	2700	47.94		N/A
	1800	460	447/9T	W626	449THFS9028		20:1@	\$31,755	E9	96.5	2830	51.69		N/A
300	1800	460	447/9T	W632	449THFS9027		20:1@	\$32,390	E9	96.5	3211	51.84		
350	3600	460	447/9TS	W634	449TSHFS9001		2:1	\$49,938	E9	96.2	3064	47.94	SL	
	1800	460	447/9T	W635	449THFS9036		2:1	\$41,174	E9	96.2	3350	51.84	RB,SL	

Blue shaded areas are Cast Iron Frames

* **Requires nameplate modification**
@ **Requires "R164" rework (reduces efficiency)**

Catalog numbers (Cat No.) highlighted in bold blue have efficiency levels that meet or exceed U.S. EPAct and/or NRCan Canadian standards.

SEVERE DUTY

Hazardous Duty™ Division 1 Explosion Proof Class I Only, Groups C (as noted), D

Blue Chip®, EAct Efficiency, Three Phase



Features:

- 10:1 Variable torque, 2:1 Constant torque
- 1.15 Service Factor
- Class F insulation
- Meets temperature code T2A
- All Cast iron construction
- Shaft slinger
- External surface treated with epoxy paint
- Nameplated 60/50 Hz, 190/380 Volts, at next lower HP
- See modification section for addition of C-Face kits (254T-445T)
- Ball bearings (except as noted)
- UL Listed File No. E12044
- CSA Certified File No. LR47504
- Two year warranty



IP54



Rigid Base

HP	RPM	VOLTS	FRAME	GROUP C	CAT. NO.	MODEL NO.	STOCK	LIST PRICE	MULT. SYMB.	NOM. EFF.	F.L. AMPS	"C" DIM.	FOOT NOTES
1	1800	208-230/460	143T	N	U930	143TTGN1026	★	\$538	E7	82.5	3.0-3.0/1.5	13.48	25,80
	1200	208-230/460	145T	N	U931	145TTGN1076		\$632	E7	80.0	3.6-3.4/1.7	14.73	25,80
1 1/2	1800	208-230/460	145T	N	U933	145TTGN1026	★	\$566	E7	84.0	4.6-4.4/2.2	14.73	25,80
	1200	230/460	182T	N	U934	182TTGS1076		\$683	E7	85.5	5.0/2.5	17.44	25
2	3600	230/460	145T	N	U935	145TTGN1001		\$628	E7	84.0	5.2/2.6	13.48	25,80
	1800	208-230/460	145T	N	U936	145TTGN1027	★	\$605	E7	85.5	6.2-6.0/3.0	14.73	25,80
	1200	230/460	184T	N	U937	184TTGS1076	★	\$791	E7	86.5	6.0/3.0	17.44	25
3	3600	230/460	182T	N	U938	182TTGS1001		\$708	E7	85.5	7.4/3.7	16.19	25
	1800	208-230/460	182T	N	U939	182TTGS1026	★	\$709	E7	87.5	9.0-8.4/4.2	16.19	25
	1200	230/460	213T	N	U940	213TTGS1076	★	\$1,016	E7	87.5	9.0/4.5	19.66	25
5	3600	230/460	184T	N	U941	184TTGS1001	★	\$891	E7	87.5	12.4/6.2	17.44	25
	1800	230/460	184T	N	U942	184TTGS1026	★	\$789	E7	86.5	13.0/6.5	17.44	25
	1200	208-230/460	215T	N	U943	215TTGS1076	★	\$1,347	E7	87.5	15.2-14.0/7.0	20.91	25
7 1/2	3600	230/460	213T	N	U944	213TTGS1001	★	\$1,141	E7	88.5	19.0/9.5	20.91	25
	1800	230/460	213T	N	U945	213TTGS1026	★	\$1,083	E7	89.5	20.0/10.0	19.66	25
	1200	230/460	254T	Y	U946	254TTGN1076		\$1,800	E7	89.5	20.0/10.0	23.52	
10	3600	230/460	215T	N	U947	215TTGS1001	★	\$1,313	E7	90.2	24.0/12.0	20.91	25
	1800	230/460	215T	N	U948	215TTGS1026	★	\$1,286	E7	91.0	26.0/13.0	20.91	25
	1200	208-230/460	256T	Y	U949	256TTGN1076		\$2,204	E7	89.5	29.0-26.0/13.0	25.27	
15	3600	208-230/460	254T	N	U950	254TTGP1001	★	\$1,758	E7	90.2	39.0-36.0/18.0	23.69	
	1800	230/460	254T	Y	U951	254TTGN1026	★	\$1,687	E7	91.0	39.0/19.5	23.52	
	1200	230/460	284T	N	U952	284TTGN1076		\$3,032	E7	90.2	40.0/20.0	26.34	
20	3600	230/460	256T	Y	U953	256TTGN1001		\$2,254	E7	90.2	47.0/23.5	25.27	
	1800	230/460	256T	Y	U954	256TTGN1026	★	\$2,049	E7	91.0	50.0/25.0	25.27	
	1200	230/460	286T	N	U955	286TTGN1076		\$3,576	E7	90.2	54.0/27.0	27.84	
25	3600	230/460	284TS	N	U956	284TSTGP1001		\$2,866	E7	91.0	60.0/30.0	24.89	
	1800	230/460	284T	Y	U957	284TTGP1026	★	\$2,561	E7	92.4	62.0/31.0	26.26	
	1200	230/460	324T	Y	U958	324TTGP1076		\$4,472	E7	91.7	67.0/33.5	28.97	

Blue shaded areas are Cast Iron Frames

Catalog numbers (Cat No.) highlighted in bold blue have efficiency levels that meet or exceed U.S. EAct and/or NRCAN Canadian standards.

Continued on next page.

Hazardous Duty™ Division 1 Explosion Proof Class I Only, Groups C (as noted), D

Blue Chip®, EAct Efficiency, Three Phase

Rigid Base

HP	RPM	VOLTS	FRAME	GROUP C	CAT. NO.	MODEL NO.	STOCK	LIST PRICE	MULT. SYMB.	NOM. EFF.	F.L. AMPS	"C" DIM.	FOOT NOTES
30	3600	230/460	286TS	N	U959	286TSTGP1001		\$3,108	E7	91.0	72.0/36.0	26.39	
	1800	230/460	286T	Y	U960	286TTGP1026	★	\$3,007	E7	92.4	74.0/37.0	27.76	
	1200	230/460	326T	Y	U961	326TTGS1076		\$5,295	E7	91.7	76.0/38.0	30.47	
40	3600	230/460	324TS	Y	U962	324TSTGP1001		\$4,157	E7	91.7	95.0/47.5	27.47	
	1800	230/460	324T	Y	U963	324TTGP1026	★	\$3,971	E7	93.0	100/50.0	28.97	
	1200	230/460	364T	Y	U964	364TTGS1086		\$6,984	E7	93.0	102/51.0	31.50	
50	3600	230/460	326TS	Y	U965	326TSTGP1001		\$5,478	E7	92.4	115/57.5	28.97	
	1800	230/460	326T	Y	U966	326TTGP1026	★	\$4,911	E7	93.0	122/61.0	30.47	
	1200	230/460	365T	Y	U967	365TTGS1086		\$7,982	E7	93.0	131/65.5	32.50	
60	3600	230/460	364TS	Y	U968	364TSTGS1001		\$7,959	E7	93.0	141/71.0	29.38	
	1800	230/460	364T	Y	U969	364TTGS1036	★	\$7,292	E7	93.6	144/72.0	31.50	
	1200	230/460	404T	Y	U970	404TTGS1086		\$9,415	E7	93.6	149/74.5	35.62	
75	3600	230/460	365TS	Y	U971	365TSTGS1001		\$9,280	E7	93.0	174/87.0	30.38	
	1800	230/460	365T	Y	U972	365TTGS1036	★	\$9,049	E7	94.1	178/89.0	31.50	
	1200	230/460	405T	Y	U973	405TTGS1086	★	\$11,037	E7	93.6	185/92.5	37.12	
100	3600	230/460	405TS	Y	U974	405TSTGS1001		\$12,513	E7	94.1	224/112	34.12	
	1800	230/460	405T	Y	U975	405TTGS1036	★	\$11,044	E7	94.5	228/114	37.12	
	1200	230/460	444T	Y	U976	444TTGS11077		\$15,492	E7	94.1	238/119	41.25	
125	3600	460	444TS	Y	U977	444TSTGS1001		\$17,420	E7	94.5	137	37.50	
	1800	460	444T	Y	U978	444TTGS1036	★	\$14,358	E7	94.5	142	41.25	
	1200	460	445T	Y	U979	445TTGN1086		\$18,440	E7	94.5	152	43.19	
150	3600	460	445TS	Y	U980	445TSTGN1001		\$20,490	E7	95.4	167	39.44	
	1800	460	445T	Y	U981	445TTGN1036		\$17,076	E7	95.0	172	43.19	
	1200	460	445T	Y	U982	445TTGN1087		\$20,115	E7	95.0	182	43.19	RB
200	1800	460	445T	Y	U984	445TTGN1038		\$19,661	E7	95.0	225	43.19	RB
	1200	460	449T	Y	U985	449TTGS1088		\$24,295	E7	95.0	243	51.69	RB
250	3600	460	449TS	Y	H580	449TSTGS8003		\$27,720	E7	95.0	280	47.94	
	1800	460	449T	Y	H581	449TTGS8038		\$22,807	E7	95.0	290	51.69	RB

Blue shaded areas are Cast Iron Frames

Catalog numbers (Cat No.) highlighted in bold blue have efficiency levels that meet or exceed U.S. EAct and/or NRCAN Canadian standards.

EXPLOSION PROOF

Hazardous Duty™ Division 1 Explosion Proof Class I and II, Groups C, D, F & G

Steel Frame, Standard and EPAct Efficiencies, Three Phase



Features:

- 1.0 Service Factor (except as noted)
- Meets temperature code T3B
- Explosion proof conduit box included, shipped loose
- UL Listed File No. E12044, MC228275
- CSA Certified File No. LR47504, MC236833
- K717 & K718 are rated for Class I Group D, Class II Groups F&G only
- Automatic Overload (except as noted)

Rigid Base

HP	RPM	VOLTS	FRAME	CAT. NO.	MODEL NO.	STOCK	LIST PRICE	MULT. SYMB.	NOM. EFF.	F.L. AMPS	"C" DIM.	FOOT NOTES
1/4	1800	230/460	48	K717	5K32GNB249X	★	\$541	F1	62.5	1.2/0.6	9.68	
	1800	208-230/460	56	G646	56T17E5308	★	\$510	F1	71.0	1.1-1.1/.55	11.97	N
	1800	575	56	G664	56T17E5314		\$510	F1	71.0	0.43	11.97	N
1/3	1800	230/460	56	K718	5K33NNB234X	★	\$543	F1	74.0	1.2/0.6	11.12	d
	1800	208-230/460	56	G647	56T17E5309	★	\$543	F1	74.0	1.3-1.2/.60	11.97	N
	1800	575	56	G665	56T17E5315		\$543	F1	74.0	0.50	11.97	N
	1200	230/460	56	K2101	5K49FN6381X	★	\$732	F1	62.0	2.2/1.1	13.44	
1/2	3600	208-230/460	56	G648	56T34G5303		\$499	F1	66.5	2.1-2.4/1.2	13.44	
	1800	208-230/460	56	K2103	5K49JN4560X	★	\$573	F1	68.0	2.2-2.4/1.2	13.94	d
	1800	208-230/460	56	G649	56T17G5312	★	\$573	F1	68.0	2.3-2.4/1.2	13.94	
	1800	200	56	K2102	5K49JN4582X	★	\$656	F1	68.0	2.75	13.94	
	1800	575	56	G666	56T17G5321	★	\$573	F1	68.0	1.0	13.94	
	1200	230/460	56	K2104	5K49HN6385X	★	\$772	F1	68.0	2.7/1.35	13.44	
3/4	3600	208-230/460	56	G660	56T34G5304		\$547	F1	74.0	3.0-3.2/1.6	13.44	
	1800	208-230/460	56	K2106	5K49JN4561X	★	\$605	F1	75.5	2.9-3.0/1.5	13.94	d
	1800	208-230/460	56	G661	56T17G5313	★	\$605	F1	75.5	2.9-3.0/1.5	13.94	
	1800	200	56	K2105	5K49JN4574X	★	\$699	F1	75.5	3.45	13.94	
	1800	575	56	G667	56T17G5322	★	\$605	F1	75.5	1.2	13.94	
	1200	208-230/460	143T	K2107	5K49MN8349X	★	\$826	F1	74.0	3.2-3.2/1.6	14.00	
	1200	208-230/460	56	K2116	5K49MN6382X	★	\$821	F1	74.0	3.2-3.2/1.6	13.94	
1	3600	208-230/460	56	K2108	5K49HN2507X	★	\$581	F1	74.0	3.0-3.2/1.6	13.44	d
	3600	208-230/460	56	G662	56T34G5305		\$581	F1	74.0	3.9-3.6/1.8	13.44	
	1800	208-230/460	143T	K2201	5KE49PN4579X	★	\$813	E7	82.5	3.2-3/1.5	14.50	
	1800	208-230/460	56	K2109	5K49LN4575X	★	\$611	F1	77.0	3.5-3.6/1.8	13.94	d
	1800	208-230/460	56	G663	56T17G5314	★	\$611	F1	77.0	3.5-3.6/1.8	13.94	
	1800	575	56	G668	56T17G5323	★	\$611	F1	77.0	1.45	13.94	
	1200	208-230/460	145T	K2202	5KE49TN8356V	★	\$984	E7	80.0	3.6-3.4/1.7	15.50	TS
	1200	230/460	56H	K2110	5K49TN6383X	★	\$862	F1	77.0	3.4/1.7	15.50	
1 1/2	3600	230/460	143T	K2203	5KE49PN8357V	★	\$753	E7	82.5	4.0/2.0	14.50	TS,18
	1800	208-230/460	56H	K2111	5K49NN4580X	★	\$770	F1	80.0	4.8-4.8/2.4	14.08	
2	3600	208-230/460	145T	K2205	5KE49SN8355V	★	\$1,129	E7	84.0	5.6-5.2/2.6	15.00	TS,18,68
	1800	208-230/460	145T	K2206	5KE49QN8350V	★	\$941	E7	85.5	6-5.6/2.8	16.00	TS,18

Catalog numbers (Cat No.) highlighted in bold blue have efficiency levels that meet or exceed U.S. EPAct and/or NRCAN Canadian standards.

EXPLOSION PROOF

Hazardous Duty™ Division 1 Explosion Proof Class I and II, Groups C (as noted), D, F & G

Blue Chip® Severe Duty, EAct Efficiency, Three Phase



Features:

- 1.15 Service Factor on sinewave
- 10:1 Variable torque, constant torque speed range as indicated @1.0 SF
- Class F insulation
- CR²⁰⁰ Corona Resistant, 200°C rated magnet wire
- Ball Bearings (except as noted)
- All cast iron construction
- Normally closed thermostats (must be connected to control circuit)
- Meets temperature code T3B
- Shaft slinger
- External surface treated with epoxy
- Nameplated 60/50 hertz, 190/380 volts, at next lower horsepower (575 volt excluded)
- See Modification section for addition of C-Face Kits (254T-445T)
- Meets IEEE45 USCG Marine Duty, IP 54 construction
- Contact Marathon Electric for F2 mounting
- UL Listed File No. E12044
- CSA Certified File No. LR47504,
- Two year warranty



IP54



Rigid Base

HP	RPM	VOLTS	FRAME	GROUP C	CAT. NO.	MODEL NO.	STOCK	CT SPEED RANGE	LIST PRICE	MULT. SYMB.	NOM. EFF.	F.L. AMPS	"C" DIM.	FOOT NOTES
3/4	1200	208-230/460	143T	N	H350	143TTGN7076	★	10:1	\$674	E7	74.0	3.1-3.2/1.6	12.48	25,80,91
1	1800	208-230/460	143T	N	U001	143TTGN4026	★	10:1	\$643	E7	82.5	3.0-3.0/1.5	13.48	25,80,91
	1800	575	143T	N	U020	143TTGN4030	★	10:1	\$643	E7	82.5	1.2	13.48	25,80
	1800	208-230/460	143T	Y	U986	143TTGN4032	★	10:1	\$775	E7	82.5	3.0-3.0/1.5	13.48	25,80,91
	1200	208-230/460	145T	N	U039	145TTGN4076	★	10:1	\$775	E7	80.0	3.6-3.4/1.7	14.73	25,80,91
1 1/2	3600	208-230/460	143T	N	U058	143TTGN4001	★	10:1	\$689	E7	82.5	4.4-4.0/2.0	13.48	25,80,91
	1800	208-230/460	145T	N	U002	145TTGN4026	★	10:1	\$686	E7	84.0	4.6-4.4/2.2	14.73	25,80,91
	1800	575	145T	N	U021	145TTGN4035	★	10:1	\$686	E7	84.0	1.8	14.73	25,80
	1800	208-230/460	145T	Y	U987	145TTGN4051	★	10:1	\$825	E7	84.0	4.6-4.4/2.2	14.73	25,80,91
	1200	208-230/460	182T	N	U040	182TTGS4076	★	10:1	\$808	E7	85.5	5.0-5.0/2.5	17.44	25,91
2	3600	208-230/460	145T	N	U059	145TTGN4001	★	10:1	\$808	E7	84.0	5.6-5.2/2.6	13.48	25,80,91
	1800	208-230/460	145T	N	U003	145TTGN4027	★	10:1	\$726	E7	85.5	6.2-6.0/3.0	14.73	25,80,91
	1800	575	145T	N	U022	145TTGN4040	★	10:1	\$726	E7	85.5	2.4	14.73	25,80
	1800	208-230/460	145T	Y	U988	145TTGN4050	★	10:1	\$874	E7	84.0	6.0-5.6/2.8	14.73	25,80,91
	1200	208-230/460	184T	N	U041	184TTGS4076	★	10:1	\$914	E7	86.5	6.4-6.0/3.0	17.44	25,91
3	3600	208-230/460	182T	N	U060	182TTGS4001	★	10:1	\$836	E7	85.5	8.4-7.4/3.7	16.19	25,91
	1800	208-230/460	182T	N	U004	182TTGS4026	★	10:1	\$828	E7	87.5	9.0-8.4/4.2	16.19	25,91
	1800	575	182T	N	U023	182TTGS4030	★	10:1	\$828	E7	87.5	3.4	16.19	25
	1800	208-230/460	182T	Y	U989	182TTGS4041	★	10:1	\$996	E7	87.5	9.0-8.4/4.2	17.44	25,91
	1200	230/460	213T	N	U042	213TTGS4076	★	10:1	\$1,171	E7	87.5	9.0/4.5	19.66	25
5	3600	208-230/460	184T	N	U061	184TTGS4001	★	10:1	\$1,016	E7	87.5	13.0-12.4/6.2	17.44	25,91
	1800	208-230/460	184T	N	U005	184TTGS4026	★	10:1	\$908	E7	86.5	14.0-13.0/6.5	17.44	25,91
	1800	575	184T	N	U024	184TTGS4030	★	10:1	\$908	E7	86.5	5.2	17.44	25
	1800	208-230/460	184T	Y	U990	184TTGS4044	★	10:1	\$1,093	E7	86.5	14.0-13.0/6.5	17.44	25,91
	1200	230/460	215T	N	U043	215TTGS4076	★	10:1	\$1,501	E7	87.5	14.0/7.0	20.91	25
7 1/2	3600	208-230/460	213T	N	U062	213TTGS4001	★	10:1	\$1,295	E7	88.5	20.0-19.0/9.5	20.91	25,91
	1800	208-230/460	213T	N	U006	213TTGS4026	★	10:1	\$1,229	E7	89.5	22.0-20.0/10.0	19.66	25,91
	1800	575	213T	N	U025	213TTGS4030	★	10:1	\$1,229	E7	89.5	8.0	19.66	25
	1800	208-230/460	213T	Y	U991	213TTGS4040	★	10:1	\$1,479	E7	89.5	22.0-20.0/10.0	20.91	25,91
	1200	230/460	254T	Y	U044	254TTGN4076	★	10:1	\$1,958	E7	89.5	20.0/10.0	23.52	

Blue shaded areas are Cast Iron Frames

Catalog numbers (Cat No.) highlighted in bold blue have efficiency levels that meet or exceed U.S. EAct and/or NRCan Canadian standards.

Continued on next page.

Hazardous Duty™ Division 1 Explosion Proof Class I and II, Groups C (as noted), D, F & G

Blue Chip® Severe Duty, E Pact Efficiency, Three Phase

Rigid Base

HP	RPM	VOLTS	FRAME	GROUP C	CAT. NO.	MODEL NO.	STOCK	CT SPEED RANGE	LIST PRICE	MULT. SYMB.	NOM. EFF.	F.L. AMPS	"C" DIM.	FOOT NOTES
10	3600	230/460	215T	Y	U063	215TTGS4001	★	10:1	\$1,470	E7	90.2	24.0/12.0	20.91	25
	1800	208-230/460	215T	N	U007	215TTGS4026	★	2:1	\$1,433	E7	89.5	28.1-25.0/12.5	20.91	25,91
	1800	575	215T	N	U026	215TTGS4030	★	2:1	\$1,433	E7	89.5	10.0	20.91	25
	1800	230/460	215T	Y	U992	215TTGS4039	★	2:1	\$1,725	E7	89.5	25.0/12.5	20.91	25
	1200	230/460	256T	Y	U045	256TTGN4076	★	10:1	\$2,362	E7	89.5	26.0/13.0	25.27	
15	3600	230/460	254T	Y	U064	254TTGP4001	★	10:1	\$1,914	E7	90.2	36.0/18.0	23.69	
	1800	208-230/460	254T	Y	U008	254TTGN4026	★	10:1	\$1,836	E7	91.0	42.0-39.0/19.5	23.52	91
	1800	575	254T	Y	U027	254TTGN4030	★	10:1	\$1,836	E7	91.0	15.6	23.52	
	1200	208-230/460	284T	Y	U046	284TTGN4076	★	10:1	\$3,280	E7	90.2	43.0-40.0/20.0	26.34	
20	3600	208-230/460	256T	Y	U065	256TTGN4001	★	10:1	\$2,412	E7	90.2	52.0-47.0/23.5	25.27	91
	1800	208-230/460	256T	Y	U009	256TTGN4026	★	2:1	\$2,197	E7	91.0	53.5-50.0/25.0	25.27	91
	1800	575	256T	Y	U028	256TTGN4030	★	2:1	\$2,197	E7	91.0	20.0	25.27	
	1200	208-230/460	286T	Y	U047	286TTGN4076	★	10:1	\$3,825	E7	90.2	57.0-54.0/27.0	27.84	
25	3600	230/460	284TS	Y	U066	284TSTGP4001	★	10:1	\$3,113	E7	91.0	60.0/30.0	24.89	
	1800	208-230/460	284T	Y	U010	284TTGP4026	★	2:1	\$2,795	E7	92.4	67.0-62.0/31.0	26.26	91
	1800	208-230/460	284TS	Y	U076	284TSTGP4036	★	2:1	\$2,795	E7	92.4	67.0-62.0/31.0	24.89	91
	1800	575	284T	Y	U029	284TTGP4030	★	2:1	\$2,795	E7	92.4	24.8	26.26	
	1200	230/460	324T	Y	U048	324TTGP4076	★	10:1	\$4,833	E7	91.7	67.0/33.5	28.97	
30	3600	230/460	286TS	Y	U067	286TSTGP4001	★	2:1	\$3,355	E7	91.0	72.0/36.0	26.39	
	1800	208-230/460	286T	Y	U011	286TTGP4026	★	2:1	\$3,241	E7	92.4	81.0-74.0/37.0	27.76	91
	1800	208-230/460	286TS	Y	U077	286TSTGP4036	★	2:1	\$3,241	E7	92.4	81.0-74.0/37.0	26.39	87,91
	1800	575	286T	Y	U030	286TTGP4030	★	2:1	\$3,241	E7	92.4	29.6	27.76	87
	1200	230/460	326T	Y	U049	326TTGS4076	★	2:1	\$5,655	E7	91.7	76.0/38.0	30.47	
40	3600	230/460	324TS	Y	U068	324TSTGP4001	★	2:1	\$4,517	E7	91.7	95.0/47.5	27.47	
	1800	230/460	324T	Y	U012	324TTGP4026	★	2:1	\$4,315	E7	93.0	100/50.0	28.97	
	1800	230/460	324TS	Y	U078	324TSTGP4036	★	2:1	\$4,315	E7	93.0	100/50.0	27.47	17,87
	1800	575	324T	Y	U031	324TTGP4030	★	2:1	\$4,315	E7	93.0	40.0	28.97	17,87
	1200	230/460	364T	Y	U050	364TTGS4086	★	2:1	\$7,357	E7	93.0	103/51.5	31.50	
50	3600	230/460	326TS	Y	U069	326TSTGP4001	★	2:1	\$5,837	E7	92.4	115/57.5	28.97	
	1800	230/460	326T	Y	U013	326TTGP4026	★	2:1	\$5,253	E7	93.0	122/61.0	30.47	17,87
	1800	230/460	326TS	Y	U079	326TSTGP4036	★	2:1	\$5,253	E7	93.0	122/61.0	28.97	17,87
	1800	575	326T	Y	U032	326TTGP4030	★	2:1	\$5,253	E7	93.0	49.0	30.47	17,87
	1200	230/460	365T	Y	U092	365TTGS4091	★	2:1	\$8,342	E7	93.0	127/63.5	32.50	
60	3600	230/460	364TS	Y	U070	364TSTGS4001	★	2:1	\$8,342	E7	93.0	141/70.5	29.38	
	1800	230/460	364T	Y	U093	364TTGS4046	★	2:1	\$7,632	E7	93.6	144/72.0	31.50	
	1800	230/460	364TS	Y	U080	364TSTGS4026	★	2:1	\$7,632	E7	93.6	144/72.0	29.38	87,17
	1800	575	364T	Y	U033	364TTGS4040	★	2:1	\$7,632	E7	93.6	57.5	31.50	87
	1200	230/460	404T	Y	U089	404TTGS4087	★	2:1	\$9,944	E7	93.6	149/74.5	35.62	
75	3600	230/460	365TS	Y	U071	365TSTGS4001	★	2:1	\$9,641	E7	93.0	172/86.0	30.38	
	1800	230/460	365T	Y	U094	365TTGS4046	★	2:1	\$9,390	E7	94.1	178/89.0	32.50	
	1800	230/460	365TS	Y	U081	365TSTGS4026	★	2:1	\$9,390	E7	94.1	178/89.0	30.38	87
	1800	575	365T	Y	U034	365TTGS4040	★	2:1	\$9,390	E7	94.1	71.0	32.50	87
	1200	230/460	405T	Y	U088	405TTGS4087	★	2:1	\$11,565	E7	93.6	185/92.5	37.12	

EXPLOSION PROOF

Blue shaded areas are Cast Iron Frames

Catalog numbers (Cat No.) highlighted in bold blue have efficiency levels that meet or exceed U.S. E Pact and/or NRCAN Canadian standards.

Continued on next page.

Hazardous Duty™ Division 1 Explosion Proof Class I and II, Groups C (as noted), D, F & G

Blue Chip® Severe Duty, EAct Efficiency, Three Phase

Rigid Base

HP	RPM	VOLTS	FRAME	GROUP C	CAT. NO.	MODEL NO.	STOCK	CT SPEED RANGE	LIST PRICE	MULT. SYMB.	NOM. EFF.	F.L. AMPS	"C" DIM.	FOOT NOTES
100	3600	230/460	405TS	Y	U096	405TSTGS4003		2:1	\$13,042	E7	94.1	224/112	34.12	
	1800	230/460	405T	Y	U097	405TTGS4046	*	2:1	\$11,546	E7	94.5	228/114	37.12	
	1800	230/460	405TS	Y	U082	405TSTGS4026		2:1	\$11,546	E7	94.5	228/114	34.12	87
	1800	575	405T	Y	U035	405TTGS4040		2:1	\$11,546	E7	94.5	91.0	37.12	87
	1200	230/460	444T	Y	U095	444TTGS4087	*	2:1	\$16,074	E7	94.1	238/119	41.25	
125	3600	460	444TS	Y	U073	444TSTGS4003		2:1	\$18,003	E7	94.5	137	37.50	
	1800	460	444T	Y	U085	444TTGS4038		2:1	\$14,912	E7	94.5	142	41.25	
	1800	460	444TS	Y	U083	444TSTGS4026		2:1	\$14,912	E7	94.5	142	37.50	87
	1800	575	444T	Y	U036	444TTGS4042		2:1	\$14,912	E7	94.5	113	41.25	87
	1200	460	445T	Y	U055	445TTGS4086		2:1	\$19,021	E7	94.5	152	43.19	87
150	3600	460	445TS	Y	U074	445TSTGN4001		2:1	\$21,073	E7	95.4	167	39.44	87
	1800	460	445T	Y	U018	445TTGN4037	*	10:1	\$17,628	E7	95.0	172	43.19	
	1800	460	445TS	Y	U084	445TSTGN4027		10:1	\$17,628	E7	95.0	172	39.44	
	1800	575	445T	Y	U037	445TTGN4030		10:1	\$18,417	E7	95.0	138	43.19	
	1200	460	445T	Y	U090	445TTGN4087		2:1	\$20,698	E7	95.0	182	43.19	RB,13,87
200	3600	460	445TS	Y	U075	445TSTGN4005		2:1	\$25,713	E7	95.0	222	39.44	87
	1800	460	445T	Y	U019	445TTGN4053		2:1	\$20,837	E7	95.0	225	43.19	RB
	1800	575	445T	Y	U038	445TTGN4045		2:1	\$20,837	E7	95.0	180	43.19	RB,87
	1200	460	447/9T	Y	U091	449TTGS4088		2:1	\$24,957	E7	95.0	243	51.69	RB,87
250	3600	460	447/9TS	N	H513	449TSTGS7003		----	\$28,379	E7	95.0	280	47.94	17,87
	1800	460	447/9T	Y	H502	449TTGS7068		----	\$23,450	E7	95.0	290	51.69	RB,17,87
300	1800	460	447/9T	Y	H503	449TTGS7037		2:1	\$26,115	E7	95.4	338	51.69	RB,17,87
350	1800	460	447/9T	Y	H504	449TTGS7036		----	\$29,288	E7	95.4	400	51.69	17,87

EXPLOSION PROOF

Hazardous Duty™ Division 1 Explosion Proof Class I and II, Groups D, F & G

Blue Chip® Severe Duty, EAct Efficiency, Three Phase

Features:

- 10:1 Variable torque, see Inverter Duty column for constant torque
- 1.15 Service Factor
- Normally closed thermostats (must be connected to control circuit)
- Meets temperature code T3B
- All cast iron construction
- External surface treated with epoxy paint
- Nameplated 60/50 hertz, 190/380 Volts, at next lower horsepower where footnoted (575 Volt excluded)
- UL Listed File No. E12044
- CSA Certified File No. LR47504
- Two year warranty

IP54

C-Face Footed (Rigid Base)


HP	RPM	VOLTS	FRAME	CAT. NO.	MODEL NO.	STOCK	CT SPEED RANGE	LIST PRICE	MULT. SYMB.	NOM. EFF.	F.L. AMPS	"C" DIM.	FOOT NOTES
1	1800	208-230/460	143TC	C361	143TTGN4051	*	10:1	\$709	E7	82.5	3.0-3.0/1.5	15.23	68,80
1 1/2	1800	208-230/460	145TC	C362	145TTGN4032	*	10:1	\$750	E7	84.0	4.6-4.4/2.2	15.23	68,80
2	1800	208-230/460	145TC	C363	145TTGN4049	*	10:1	\$789	E7	85.5	6.2-6.0/3.0	15.23	68,80
3	1800	208-230/460	182TC	C364	182TTGS4069	*	10:1	\$917	E7	87.5	9.0-8.4/4.2	18.19	68
	1800	575	182TC	C368	182TTGS4036		10:1	\$917	E7	87.5	3.35	18.19	
5	1800	208-230/460	184TC	C365	184TTGS4075	*	10:1	\$999	E7	86.5	14.0-13.0/6.5	18.19	TS,68
	1800	575	184TC	C369	184TTGS4037		10:1	\$999	E7	86.5	5.2	18.19	TS
7 1/2	1800	208-230/460	213TC	C366	213TTGS4028	*	10:1	\$1,358	E7	89.5	22.0-20.0/10.0	20.40	TS,68
	1800	575	213TC	C370	213TTGS4036		10:1	\$1,358	E7	89.5	8.0	20.40	TS
10	1800	208-230/460	215TC	C367	215TTGS4028	*	2:1	\$1,562	E7	89.5	28.3-25.0/12.5	20.40	TS,68
	1800	575	215TC	C371	215TTGS4049		2:1	\$1,562	E7	91.0	10.4	20.40	TS

Blue shaded areas are Cast Iron Frames

Catalog numbers (Cat No.) highlighted in bold blue have efficiency levels that meet or exceed U.S. EAct and/or NRCan Canadian standards.

Hazardous Duty™ Division 1 Explosion Proof Class I and II, Groups C (as noted), D, F & G

Severe Duty, Standard Efficiency, Three Phase



Features:

Frame Construction
Thermal Protection
Class/Group

Temperature Code
Conduit Box
Service Factor
UL File
CSA File

56 Frame

Rolled Steel
Auto Overload
Class I, Groups C & D,
Class II, Groups F & G
T3B
Shipped Loose
1.0 (unless otherwise noted)
E12044, MC228275
LR47504, MC236833

143-256TC

Cast Iron "Blue Chip"
T-Stats
Class I, Group D
Class II, Groups F & G
T3B
Installed
1.0 (unless otherwise noted)
E12044, MC228275
LR47504, MC236833

C-Face Footless

HP	RPM	VOLTS	FRAME	CAT. NO.	MODEL NO.	STOCK	CT SPEED RANGE	LIST PRICE	MULT. SYMB.	NOM. EFF.	F.L. AMPS	"C" DIM.	FOOT NOTES
1/4	1800	208-230/460	56C	G827	56T17E5310	*	-----	\$476	F1	71.0	1.1-1.1/0.55	11.97	CD,N
	1800	575	56C	G842	56T17E5312	*	-----	\$476	F1	71.0	0.43	11.97	CD,N
1/3	1800	208-230/460	56C	G828	56T17E5311	*	-----	\$503	F1	74.5	1.3-1.2/0.6	11.97	CD,N
	1800	575	56C	G843	56T17E5313	*	-----	\$503	F1	74.5	0.50	11.97	CD,N
1/2	1800	208-230/460	56C	G829	56T17G5315	*	-----	\$530	F1	68.0	2.3-2.4/1.2	13.94	CD
	1800	208-230/460	56C	K2112	5K49JN4576X	*	-----	\$530	F1	68.0	2.3-2.4/1.2	13.94	CD
	1800	575	56C	G844	56T17G5318	*	-----	\$530	F1	68.0	1.0	13.94	CD
3/4	1800	208-230/460	56C	G840	56T17G5316	*	-----	\$559	F1	75.5	2.9-3.0/1.5	13.94	CD
	1800	208-230/460	56C	K2113	5K49JN4577X	*	-----	\$559	F1	75.5	2.6-3/1.5	13.94	CD
	1800	575	56C	G845	56T17G5319	*	-----	\$559	F1	75.5	1.2	13.94	CD
1	1800	208-230/460	56C	G841	56T17G5317	*	-----	\$566	F1	77.0	3.5-3.6/1.8	13.94	CD
	1800	208-230/460	56C	K2114	5K49LN4578X	*	-----	\$566	F1	77.0	3.5-3.6/1.8	13.94	CD
	1800	575	56C	G846	56T17G5320	*	-----	\$566	F1	77.0	1.45	13.94	CD
	1800	208-230/460	143TC	C320	143TTGN7062	*	10:1	\$650	E7	77.0	3.5-3.6/1.8	12.98	18,68
1 1/2	3600	208-230/460	143TC	C301	143TTGN7020	*	10:1	\$676	E7	80.0	4.9-5.0/2.5	12.98	18,68
	1800	208-230/460	56C	K2115	5K49NN4581X	*	-----	\$807	F1	80.0	3.6-4.8/2.4	14.44	CD
	1800	208-230/460	145TC	C321	145TTGN7337	*	10:1	\$688	E7	80.0	4.8-4.8/2.4	13.98	18,68
2	3600	208-230/460	145TC	C302	145TTGN7022	*	2:1	\$734	E7	80.0	6.4-6.2/3.1	13.98	18,68
	1800	208-230/460	145TC	C322	145TTGN7338	*	10:1	\$725	E7	81.5	6.2-6.2/3.1	13.98	18,68
3	3600	230/460	182TC	C303	182TTGS7315	*	10:1	\$807	E7	82.5	7.8/3.9	15.62	68
	1800	230/460	182TC	C323	182TTGS7068	*	2:1	\$863	E7	78.5	8.8/4.4	15.62	68
5	3600	230/460	184TC	C304	184TTGS7313	*	2:1	\$1,013	E7	84.0	12.0/6.0	16.62	68
	1800	230/460	184TC	C324	184TTGS7072	*	2:1	\$937	E7	84.0	13.2/6.6	16.62	68
7 1/2	3600	230/460	213TC	C305	213TTGS14015	*	2:1	\$1,513	E7	88.5	19.0/9.5	22.25	68
	1800	230/460	213TC	C325	213TTGS7067	*	2:1	\$1,282	E7	87.5	20.0/10.0	19.50	68
10	3600	230/460	215TC	C306	215TTGS14020	*	2:1	\$1,670	E7	90.2	24.0/12.0	22.25	68
	1800	230/460	215TC	C326	215TTGS7065	*	2:1	\$1,468	E7	87.5	26.0/13.0	21.00	68
15	3600	230/460	254TC	C307	254TTGP7021	*	2:1	\$1,922	E7	85.5	38.8/19.4	24.19	68
	1800	230/460	254TC	C327	254TTGP7061	*	-----	\$1,892	E7	86.5	40/19.9	24.19	68
20	3600	230/460	256TC	C308	256TTGP7012	*	2:1	\$2,308	E7	88.5	49.5/24.8	25.94	68
	1800	230/460	256TC	C328	256TTGP7060	*	2:1	\$2,366	E7	88.5	52.0/26.0	25.94	68

Blue shaded areas are Cast Iron Frames

Hazardous Duty™ Division 1 Explosion Proof, NEMA Premium® XRI®, Class I and II, Groups C, D, F & G Blue Chip® Severe Duty, Three Phase



Features:

⊕ Meets NEMA Premium® efficiencies

- 10:1 Variable torque, see Inverter Duty column for constant torque
- MAX GUARD® Class F insulation
- 1.15 Service Factor on sinewave or 1.0 Service Factor on IGBT power
- Normally closed thermostats (must be connected to control circuit)
- Meets temperature code T3B
- All cast iron construction
- Shaft slinger
- Internal and external surfaces treated with epoxy paint
- Extended grease tubes
- Nameplated 60/50 Hz, 190/380 Volts, at next lower HP where footnoted
- See modification section for addition of C-Face Kits (254T-445T)
- Contact Marathon Electric for F2 mounting
- Ball Bearings (except as noted)
- UL Listed File No. E12044
- CSA Certified File No. LR47504
- Three year warranty
- **Contact Marathon Electric for lower HP ratings**



Rigid Base

HP	RPM	VOLTS	FRAME	CAT. NO.	MODEL NO.	STOCK	CT SPEED RANGE	LIST PRICE	MULT. SYMB.	NOM. EFF.	F.L. AMPS	"C" DIM.	FOOT NOTES
7 1/2	1200	230/460	254T	E500	254TTGN6576		10:1	\$2,101	E7	91.0	19.8/9.9	23.52	20
10	1200	230/460	256T	E501	256TTGN6576		10:1	\$2,534	E7	91.0	26.2/13.1	25.27	20
15	3600	230/460	254T	E502	254TTGN6507		10:1	\$2,054	E7	91.7	35.0/17.5	23.52	20
	1800	230/460	254T	E503	254TTGN6531	*	10:1	\$2,042	E7	92.4	37.5/18.8	23.52	20
	1200	230/460	284T	E504	284TTGN6576	*	10:1	\$3,520	E7	91.7	41.0/20.4	26.34	20
20	1800	230/460	256T	E506	256TTGN6531	*	10:1	\$2,417	E7	93.0	48/24.1	25.27	20
	1200	230/460	286T	E507	286TTGN16577		10:1	\$4,105	E7	91.7	53.6/26.8	27.69	20
25	3600	230/460	284TS	E546	284TSTGN6503		10:1	\$3,341	E7	93.6	56/28.1	24.97	20
	1800	230/460	284T	E547	284TTGN6533	*	10:1	\$3,075	E7	93.6	62.0/31.0	26.34	20
30	3600	230/460	286TS	E563	286TSTGN6501		10:1	\$3,601	E7	93.6	67.5/34.0	26.47	20
	1800	230/460	286T	E564	286TTGN6537	*	10:1	\$3,565	E7	94.1	73.0/36.5	27.84	20
	1200	230/460	326T	E565	326TTGS6578		10:1	\$6,068	E7	93.0	77.0/38.5	30.37	87
40	3600	230/460	324TS	E566	324TSTGS6501		10:1	\$4,847	E7	93.6	94.0/47.0	28.87	20
	1800	230/460	324T	E567	324TTGS6529	*	10:1@	\$4,745	E7	94.1	95.0/47.5	28.87	20
	1200	230/460	364T	E568	364TTGS6588		10:1	\$7,522	E7	93.6	100/50.0	31.50	NP
50	3600	230/460	326TS	E569	326TSTGS6501		10:1@	\$6,146	E7	93.6	118/59.0	30.37	20,87
	1800	230/460	326T	E570	326TTGS6532	*	10:1@	\$5,778	E7	94.5	120/60.0	30.37	20
	1200	230/460	365T	E571	365TTGS16577		10:1@	\$8,545	E7	94.5	123/61.5	32.50	87
60	3600	230/460	364TS	E572	364TSTGS6506		10:1@	\$8,928	E7	94.5	134/67.0	29.38	87
	1800	230/460	364T	E573	364TTGS6542	*	10:1	\$8,395	E7	94.5	138/69.0	31.50	
	1200	230/460	404T	E574	404TTGS6588		10:1	\$10,671	E7	94.5	144/72.0	35.62	
75	3600	230/460	365TS	E575	365TSTGS16503		10:1@	\$10,346	E7	94.1	169/84.5	30.38	87
	1800	230/460	365T	E576	365TTGS6547	*	10:1@	\$9,859	E7	94.5	172/86.0	32.50	2:1,20
	1200	230/460	405T	E577	405TTGS6589		10:1@	\$12,426	E7	94.5	180/90.0	37.12	87

Blue shaded areas are Cast Iron Frames

@ Requires larger fan

Catalog numbers (Cat No.) highlighted in bold blue have efficiency levels that meet or exceed U.S. EPA and/or NRC Canadian standards.

Continued on next page.

Hazardous Duty™ Division 1 Explosion Proof, NEMA Premium® XRI®, Class I and II, Groups C, D, F & G Blue Chip® Severe Duty, Three Phase

Rigid Base

HP	RPM	VOLTS	FRAME	CAT. NO.	MODEL NO.	STOCK	CT SPEED RANGE	LIST PRICE	MULT. SYMB.	NOM. EFF.	F.L. AMPS	"C" DIM.	FOOT NOTES
100	3600	230/460	405TS	E578	405TSTGS6503		10:1	\$13,996	E7	94.5	216/108	34.12	87
	1800	230/460	405T	E594	405TTGS6548	*	10:1	\$12,701	E7	95.0	226/113	37.12	68
	1200	230/460	444T	E580	444TTGS6588		10:1@	\$17,067	E7	95.0	238/119	41.25	68.87
125	1800	460	444T	E582	444TTGS6539		10:1@	\$16,403	E7	95.4	141	41.25	2:1,68
	1200	460	445T	E583	445TTGN6597		---	\$20,412	E7	95.0	155	43.25	87
150	1800	460	445T	E585	445TTGN6542		10:1	\$19,391	E7	95.4	172	43.25	68
200	1800	460	445T	E588	445TTGN6538		10:1@	\$21,983	E7	95.8	224	43.19	68
250	1800	460	449T	E591	449TTGS16537		10:1	\$26,969	E7	96.5	285	51.69	RB,87

Blue shaded areas are Cast Iron Frames

@ Requires larger fan

Catalog numbers (Cat No.) highlighted in bold blue have efficiency levels that meet or exceed U.S. EPAAct and/or NRCAN Canadian standards.

EXPLOSION PROOF


"R164 Rework" Table:

Multiplier Symbol S4

R-164 Rework for 10:1 Constant Torque: Fan Change* & Re-Nameplate		* Fan change to allow 10:1 constant torque may reduce motor full load efficiency below EPAAct levels. Operation of motor on non-sinusoidal wave form exempts motor from EPAAct mandated efficiency levels.
FRAME	LIST PRICE	
254-286	\$175	
324-326	\$200	
364-365	\$225	
404-449	\$250	

Medium Voltage Motors

Marathon Electric's Medium Voltage motors are available through 3000 horsepower, and through 13.2 kV (13,200 volts). Enclosures include Dripproof (ODP), WPI, WPII, Totally Enclosed Fan Cooled (TEFC), Totally Enclosed Air-to-Air Cooled (TEAAC) and Totally Enclosed Water-to-Air Cooled (TEWAC). Contact Marathon Electric for a quotation on any ratings or configurations not listed below.



<p>Marathon MV ODP NEMA Range: 125-700HP Voltage: 2300/4000v Pole: 2-, 4-, 6-, 8-pole Phase: 60 Hertz Frame: 449T-510U NEMA Protection: IP23 Ambient: 400 C Insulation: Class H VPI Construction: CI Performance: MG1 Bearings: Anti-Friction Service Factor: 1.15 Inverter: Yes Warranty: 12/18 mo.</p>	<p>Marathon MV WPI IEC Range: 250-3000HP Voltage: 2300/4000V Pole: 2-, 4-, 6-, pole Phase: 60 Hertz Frame: 355-630 IEC Protection: IP23 Ambient: 400 C Insulation: Class F VPI Construction: Fab Performance: IEC Bearings: Anti-Friction Service Factor: 1.15 Inverter: Yes Warranty: 12/24 mo.</p>	<p>Marathon MV WPII IEC Range: 250-3000HP Voltage: 2300/4000V Pole: 2-,4-,6- pole Phase: 60 Hertz Frame: 355-630 IEC Protection: IPW23 Ambient: 400 C Insulation: Class F VPI Construction: Fab Performance: IEC Bearings: Anti-Friction Service Factor: 1.15 Inverter: Yes</p>	<p>Marathon MV TEFC NEMA Range: 200-750HP Voltage: 2300/4000v Pole: 2-, 4-, 6-, pole Phase: 60 Hertz Frame: 5011-5013 NEMA Protection: IP55 Ambient: 400 C Insulation: Class H VPI Construction: CI Performance: MG1 Bearings: Anti-Friction Service Factor: 1.15 Inverter: Yes Warranty: 12/18 mo.</p>	<p>Marathon MV TEFC IEC Range: 250-2500HP Voltage: 2300/4000V Pole: 2-, 4-, 6-, pole Phase: 60 Hertz Frame: 355-560 IEC Protection: IP55 Ambient: 400 C Insulation: Class F VPI Construction: CI Performance: IEC Bearings: Anti-Friction Service Factor: 1.15 Inverter: Yes</p>	<p>Marathon MV TEAAC IEC Range: 300-3000 HP Voltage: 2300/4000V Pole: 2-,4-,6- pole Phase: 60 Hertz Frame: 355-630 IEC Protection: IP44 Ambient: 400 C Insulation: Class F VPI Construction: Fab Performance: IEC Bearings: Anti-Friction Service Factor: 1.15 Inverter: Yes</p>
---	---	---	--	--	--

Features:

	Dripproof, 449-510 frame	Totally Enclosed, 449 frame	Totally Enclosed, 5000 frame
NEMA Premium efficiencies as noted (Table 12-13)	X	X	X
Cast iron construction B-10 life on direct-coupled loads	X	X	X
Open Conrad radial ball bearings rated for 100,000 hour B-10 life on direct-coupled loads			
Roller bearing for belted loads	OPT	OPT	OPT
Oversized, fabricated steel conduit box	X		
Oversized, cast iron conduit box		X	X
1.15 Service Factor as available (consult factory)	OPT	OPT	OPT
Class H insulation and form wound coils	X	X	X
Epoxy, 100% solids, Vacuum Pressure Impregnation (VPI) resin	X	X	X
Grease fittings with extended grease tubes		X	X
Internal and external epoxy finish		X	X
Front and rear cast iron bearing caps		X	X
Actual test and vibration data included with each order		X	X
CSA Certified for Div. 2/Zone 2, Group A, B, C, D		X	X
and Group IIA, IIB, IIC		X	X
Temp Code T3 @ 1.0 Service Factor		X	
Temp Code T2C @ 1.0 Service Factor			X
Temp Code T2B @ 1.15 Service Factor		X	X
IEEE-841 features		OPT	OPT
Provisions for jacking bolts in all four feet			X
Rotating shaft seals, InproR Smart Rings on each end			X
Provisions for dowel pins in drive end feet			X
Ground provisions on foot and in the conduit box			X
Dedicated 5009 frame for vertical applications			X
Frames drilled with four sets of footholes, 5009, 5010, 5011, 5012			X

Medium Voltage Motors

Multiplier Symbol S4

HP	RPM	DRIPPROOF				TOTALLY ENCLOSED			
		NEMA PREMIUM	FRAME	CAT. NO.	LIST PRICE	NEMA PREMIUM	FRAME	CAT. NO.	LIST PRICE
100	900	N/A	---	---	---	N/A	447/9T	Y255	\$43,158
125	1800	N/A	---	---	---	N/A	L447/9T	Y256	\$36,119
	1200	N/A	---	---	---	N/A	447/9T	Y257	\$45,724
	900	N/A	449T	Y948	\$31,132	N/A	5011LS	Y913	\$49,857
150	3600	N/A	---	---	---	N/A	447/9TS	Y903	\$39,381
	1800	N/A	---	---	---	N/A	L447/9T	Y900	\$37,613
	1200	N/A	---	---	---	N/A	447/9T	Y904	\$47,344
	900	N/A	508U	Y949	\$35,921	N/A	5011LS	Y914	\$54,187
200	3600	N/A	---	---	---	N/A	L447/9TS	Y905	\$41,896
	1800	N/A	449T	Y950	\$30,012	N/A	L447/9T	Y901	\$39,999
	1200	N/A	449T	Y958	\$32,753	N/A	L447/9T	Y906	\$47,895
	1200	N/A	---	---	---	N/A	5011LS	Y920	\$48,787
	900	N/A	508U	Y250	\$41,535	N/A	5011LS	Y915	\$57,199
250	3600		449TS	Y954	\$36,228		5011S	Y258	\$51,974
	1800		449T	Y951	\$31,588	Y	L447/9T	Y902	\$43,482
	1200		508U	Y955	\$34,482	Y	L447/9T	Y907	\$52,961
	1200		---	---	---	Y	5011LX	Y921	\$54,337
	900	N/A	510U	Y251	\$45,145	N/A	5011LS	Y916	\$58,858
300	3600		449TS	Y956	\$37,662		5011S	Y259	\$53,553
	1800		---	---	---	Y	L447/9T	Y908	\$48,948
	1800		508U	Y952	\$34,474	Y	5011LS	Y922	\$51,020
	1200		508U	Y942	\$37,392	Y	5011LS	Y923	\$57,628
	900	N/A	510U	Y252	\$58,487	N/A	5013LS	Y917	\$67,835
350	3600		449TS	Y957	\$39,110		5011S	Y260	\$54,343
	1800		508U	Y953	\$35,721	Y	5011LS	Y924	\$51,735
	1200		508U	Y943	\$40,361	Y	5011LS	Y925	\$59,957
	1200		---	---	---	Y	5011LX	Y935	\$63,276
	900	N/A	---	---	---	N/A	5013LS	Y918	\$76,011
400	3600		449TS	Y910	\$40,056		5011S	Y261	\$59,902
	1800	Y	508U	Y940	\$36,945	Y	5011LS	Y926	\$55,336
	1800		---	---	---	Y	5011LX	Y936	\$58,627
	1200	Y	510U	Y944	\$50,187	Y	5011LS	Y927	\$65,785
	900	N/A	---	---	---	N/A	5013LS	Y912	\$91,545
450	3600		---	---	---		5011S	Y263	\$61,908
	1800	Y	508US	Y911	\$43,849	Y	5011LS	Y928	\$58,940
	1800	Y	510U	Y941	\$39,863	Y	5011LX	Y937	\$62,229
	1200	Y	510U	Y945	\$58,875	Y	5013LS	Y929	\$71,424
	900	N/A	---	---	---	N/A	5013LS	Y262	\$94,780
500	1800	Y	510U	Y946	\$48,500	Y	5011LS	Y930	\$64,832
	1800		---	---	---	Y	5011LX	Y938	\$68,124
	1200	Y	510U	Y947	\$71,757	Y	5013LS	Y931	\$76,224
600	1800	N/A	510U	Y253	\$59,182	N/A	5011LS	Y932	\$85,132
	1800	N/A	---	---	---	N/A	5011LX	Y939	\$88,423
700	1800	N/A	510U	Y254	\$62,269	N/A	5013LS	Y933	\$91,048
800	1800		---	---	---	N/A	5013LS	Y934	\$97,669

MEDIUM VOLTAGE

Inverter (Vector) Duty: microMAX™

1000:1 Constant Torque (TENV), 20:1 Constant Torque (TEFC)

Totally Enclosed



Applications: Designed for direct replacement of PMDC or any other variable speed application where up to a 1000:1 constant torque speed range is required. Typical uses include: machine tools, conveyors, packaging machines, batching machines, and printing equipment.

- Features:**
- Replaces 90 volt and 180 volt PMDC motors (when used with AC variable frequency drives)
 - Constant torque operation from 0 to base speed (TENV ratings)
 - Constant torque operation from 1/20 speed to base speed (TEFC ratings)
 - Constant horsepower to twice base speed (RPM)
 - Class H insulation with CR²⁰⁰ magnet wire
 - Removable base for C-Face footless mounting, as noted
 - Continuous duty at 40°C ambient
 - “Quick Connect” terminal board, as noted
 - Top mounted conduit box with pigtail leads (TEFC and 1.5 HP TENV)
 - Eliminates brush and commutator maintenance
 - UL Recognized, CSA Certified, and CE Mark
 - Three year warranty

C-Face Footless

HP	RPM	VOLTS	FRAME	CAT NO.	MODEL NO.	STOCK	LIST PRICE	MULT. SYMB.	F.L. AMPS	“C” DIM.	FOOT NOTES
1/8	1800	230	56C	Y606	56H17T2022	*	\$220	E3	0.7	9.05	N,Q
1/4	1800	230	56C	Y501	56H17T2012	*	\$238	E3	1.0	9.80	N,Q
1/3	1800	230	56C	Y503	56H17T2014	*	\$256	E3	1.2	9.80	N,Q
1/2	1800	230	56C	Y505	56H17T2016	*	\$301	E3	1.8	10.55	N,Q
	1800	230/460	56C	Y374	56H17T2018	*	\$301	E3	1.8/0.9	10.55	N
	1800	575	56C	Y375	56H17T2020	*	\$301	E3	0.7	10.55	N,Q
3/4	1800	230	56C	Y507	56H17F2012	*	\$372	E3	2.8	11.19	
	1800	230/460	56C	Y376	56H17F2018	*	\$372	E3	2.8/1.4	11.19	
	1800	575	56C	Y377	56H17F2016	*	\$372	E3	1.1	11.19	
1	1800	230	56C	Y521	56H17F2014	*	\$419	E3	3.2	12.44	
	1800	230/460	56C	Y378	56H17F2022	*	\$419	E3	3.2/1.6	12.44	
	1800	575	56C	Y379	56H17F2020	*	\$419	E3	1.3	12.44	d

C-Face Footed (Rigid Base)

HP	RPM	VOLTS	FRAME	CAT NO.	MODEL NO.	STOCK	LIST PRICE	MULT. SYMB.	F.L. AMPS	“C” DIM.	FOOT NOTES
1/8	1800	230	56C	Y605	56H17T2021	*	\$220	E3	0.7	9.05	N,Q
1/4	1800	230	56C	Y500	56H17T2011	*	\$238	E3	1.0	9.80	N,Q
1/3	1800	230	56C	Y502	56H17T2013	*	\$256	E3	1.2	9.80	N,Q
1/2	1800	230	56C	Y504	56H17T2015	*	\$301	E3	1.8	10.55	N,Q
	1800	230/460	56C	Y360	56H17T2017	*	\$301	E3	1.8/0.9	10.55	N
	1800	575	56C	Y361	56H17T2019	*	\$301	E3	0.7	10.55	N,Q
3/4	1800	230	56C	Y506	56H17F2011	*	\$372	E3	2.8	11.19	
	1800	230/460	56C	Y362	56H17F2017	*	\$372	E3	2.8/1.4	11.19	
	1800	575	56C	Y363	56H17F2015	*	\$372	E3	1.1	11.19	
1	1800	230	56C	Y508	56H17F2013	*	\$419	E3	3.2	12.44	
	1800	230/460	56C	Y364	56H17F2021	*	\$419	E3	3.2/1.6	12.44	
	1800	575	56C	Y365	56H17F2019	*	\$419	E3	1.3	12.44	
1 1/2	1800	230	145TC	Y522	145THTR5328	*	\$521	E3	4.8	13.48	N,6
	1800	230/460	145TC	Y366	145THTR5329	*	\$521	E3	4.8/2.4	13.48	N,6
	1800	575	145TC	Y367	145THTR5330	*	\$521	E3	1.9	13.48	N,6
2	1800	230	145TC	Y523	145THFR5326	*	\$691	E3	5.8	14.87	6
	1800	230/460	145TC	Y368	145THFR5329	*	\$691	E3	5.8/2.9	14.87	6
	1800	575	145TC	Y369	145THFR5330	*	\$691	E3	2.3	14.87	6

Continued on next page.

Inverter (Vector) Duty: microMAX™

1000:1 Constant Torque (TENV), 20:1 Constant Torque (TEFC)

Totally Enclosed

C-Face Footed (Rigid Base)

HP	RPM	VOLTS	FRAME	CAT NO.	MODEL NO.	STOCK	LIST PRICE	MULT. SYMB.	F.L. AMPS	"C" DIM.	FOOT NOTES
3	1800	230	182/145TC	Y530	182THFR5326		\$815	E3	8.4	14.87	86,88
	1800	230	182TC	Y1998	182THFW7726		\$850	E3	7.8	14.97	6,13
	1800	230/460	182/145TC	Y370	182THFR5329	*	\$815	E3	8.4/4.2	14.87	86,88
	1800	230/460	182TC	Y999	182THFR7729	*	\$850	E3	8.4/4.2	16.19	d,6
	1800	230/460	182TC	Y1999	182THFW7729	*	\$850	E3	7.8/3.9	14.97	6,13
	1800	575	182/145TC	Y371	182THFR5330		\$815	E3	3.4	14.87	86,88
	1800	575	182TC	Y270	182THFR7730	*	\$850	E3	3.4	16.19	d,6
	1800	575	182TC	Y1270	182THFW7730	*	\$850	E3	2.9	14.97	6,13
5	1800	230/460	184TC	Y372	184THFR7726	*	\$967	E3	13.4/6.7	16.69	d,6
	1800	230/460	184TC	Y1372	184THFW7726	*	\$967	E3	12.8/6.4	15.97	6,13
	1800	575	184TC	Y373	184THFR7736	*	\$967	E3	5.4	16.69	d,6
	1800	575	184TC	Y1373	184THFW7736	*	\$967	E3	5.1	15.97	6,13
7 1/2	1800	230/460	213TC	Y994	213THFW7726	*	\$1,237	E3	21.4/10.7	20.97	6
	1800	575	213TC	Y995	213THFW7736		\$1,237	E3	8.5	20.97	6
10	1800	230/460	215TC	Y996	215THFW7726	*	\$1,582	E3	27.6/13.8	22.22	6
	1800	575	215TC	Y997	215THFW7736		\$1,582	E3	11.1	22.22	6

Inverter (Vector) Duty: Max + (with Encoder)

1000:1 Constant Torque, Totally Enclosed



Applications: The **MAX+**™ incorporates low rotor inertia for fast starts, stops, and reversals. Coupled with a encoder make this useful in applications traditionally served only by servo systems. The **MAX+**™ is also suitable for all applications where up to a 1000:1 Constant Torque speed range or positioning is required.

- Features:**
- **Integrated Dynapar HS20 1024 ppr encoder**
 - Class F insulation with CR200 corona resistant magnet wire
 - Constant Torque operation from 0 to base speed on Vector Drive
 - Constant Horsepower operation up to twice base RPM
 - Continuous duty at 40 °C ambient
 - Optimized for operation with IGBT inverter
 - Removable base for C-Face footless mounting, as noted
 - Ball bearings
 - Field reversible to F2 (except as noted)
 - UL Recognized, CSA Certified, and CE Mark
 - Three year warranty

C-Face Footed (Rigid Base)

HP	RPM	VOLTS	FRAME	ENCODER PPR	CAT NO.	MODEL NO.	STOCK	LIST PRICE	MULT. SYMB.	F.L. AMPS	"C" DIM.	FOOT NOTES
1/2	1800	230/460	56C	1024	Y280	56H17T15526	*	\$928	E3	1.6/8	13.48	S,6,13
3/4	1800	230/460	56C	1024	Y281	56H17T15528	*	\$971	E3	2.4/1.2	13.48	S,6,13
1	1800	230/460	56C	1024	Y282	56H17T15527	*	\$1,028	E3	3/1.5	14.98	S,6,13
	1800	230/460	143TC	1024	Y283	143THTR15535	*	\$1,107	E3	3/1.5	15.04	S,6,13
1 1/2	1800	230/460	145TC	1024	Y284	145THTR15540	*	\$1,224	E3	4/2	16.04	S,6,13
2	1800	230/460	145TC	1024	Y285	145THTR15540	*	\$1,642	E3	6/3	14.68	
3	1800	230/460	182TC	1024	Y286	182THTR17041	*	\$1,845	E3	8.4/4.2	17.39	AL
5	1800	230/460	184TC	1024	Y287	184THTR17038	*	\$2,008	E3	14/7	18.94	AL

Inverter (Vector) Duty: Black Max® 1000:1 Constant Torque, Totally Enclosed



Applications: Designed for inverter or vector applications where up to a 1000:1 Constant Torque speed range is required. Typical uses include: material handling, machine tools, conveyors, crane and hoist, metal processing, test stands, pumps compressors, textile processing, and other industrial machinery installed in dusty or dirty environments.

Features:

- MAX GUARD® Class F insulation system
- Constant Torque operation from 0 to base speed on Vector Drive
- Constant Horsepower operation up to twice base RPM
- Continuous duty at 40°C ambient
- Optimized for operation with IGBT inverter (NEMA Design A)
- Normally closed thermostats (one per phase, Class F)
- Removable rigid base, as noted
- Ball Bearings
- Field reversible to F2 (except as noted)
- Encoder and brake provisions included on opposite drive end (maximum 10 lb-ft brake, see Modifications and/or Accessory Kits sections)
- UL Recognized, CSA Certified, and CE Mark
- Three year warranty



C-Face Footed (Rigid Base)

HP	RPM	VOLTS	FRAME	OVER LOAD	CAT. NO.	MODEL NO.	STOCK	LIST PRICE	MULT. SYMB.	F.L. AMPS	"C" DIM.	FOOT NOTES
1/4	1800	230/460	56C	TSTAT	Y592	56H17T2001	★	\$349	E3	1.2/0.6	11.88	S,13
1/2	1800	230/460	56C	TSTAT	Y534	56H17T5301	★	\$437	E3	1.6/0.8	13.48	S,6,13
	1800	575	56C	TSTAT	Y555	56H17T5311	★	\$437	E3	0.6	13.48	S,6,13
1	1800	230/460	56C	TSTAT	Y535	56H17T5302	★	\$521	E3	3.0/1.5	14.98	S,6,13
	1800	575	56C	TSTAT	Y556	56H17T5312	★	\$521	E3	1.2	14.98	S,6,13
	1800	230/460	143TC	TSTAT	Y536	143THTR5326	★	\$535	E3	3.0/1.5	15.04	S,6,13
	1200	230/460	145TC	TSTAT	Y537	145THTR5376	★	\$620	E3	3.8/1.9	16.04	S,6,13
1 1/2	1800	230/460	145TC	TSTAT	Y538	145THTR5326	★	\$650	E3	4.8/2.4	16.04	S,6,13
2	1800	230/460	145TC	TSTAT	Y551	145THTN6046	★	\$898	E3	6.0/3.0	14.68	
	1800	575	145TC	TSTAT	Y557	145THTN6060	★	\$898	E3	2.4	14.68	
	1200	230/460	184TC	TSTAT	Y540	184THTL7776	★	\$1,284	E3	6.6/3.3	16.94	AL
3	1800	230/460	182TC	TSTAT	Y541	182THTL7726	★	\$1,113	E3	8.4/4.2	17.39	AL
	1800	575	182TC	TSTAT	Y558	182THTL7736	★	\$1,113	E3	3.4	17.39	AL
	1200	230/460	213TC	TSTAT	Y542	213THTL7776	★	\$1,582	E3	9.4/4.7	19.94	AL
5	1800	230/460	184TC	TSTAT	Y543	184THTL7726	★	\$1,329	E3	14.0/7.0	18.94	AL
	1800	575	184TC	TSTAT	Y559	184THTL7736	★	\$1,329	E3	5.6	18.94	AL
	1200	230/460	215TC	TSTAT	Y544	215THTL7776	★	\$1,924	E3	15.4/7.7	20.54	AL
7 1/2	1800	230/460	213TC	TSTAT	Y545	213THTL7726	★	\$1,745	E3	21.0/10.5	20.54	AL
	1800	575	213TC	TSTAT	Y560	213THTL7736	★	\$1,745	E3	8.4	20.54	AL
	1200	230/460	254TC	TSTAT	Y546	254THTL5776	★	\$2,588	E3	22.0/11.0	25.37	AL,I
10	1800	230/460	215TC	TSTAT	Y547	215THTL7726	★	\$2,087	E3	27.0/13.5	23.04	AL
	1800	575	215TC	TSTAT	Y561	215THTL7736	★	\$2,087	E3	10.8	23.04	AL
	1200	230/460	256TC	TSTAT	Y548	256THTL5776	★	\$2,930	E3	28.0/14.0	26.87	AL,I
15	1800	230/460	254TC	TSTAT	Y549	254THTL5726	★	\$2,484	E3	40.0/20.0	26.87	I,AL
	1800	575	254TC	TSTAT	Y562	254THTL5736	★	\$2,484	E3	16.0	26.87	I,AL
20	1800	230/460	256TC	TSTAT	Y552	256THTNA7026	★	\$3,626	E3	52.0/26.0	27.13	
	1800	575	256TC	TSTAT	Y563	256THTNA7036	★	\$3,626	E3	20.8	27.13	
25	1800	230/460	284TC	TSTAT	Y553	284THTNA7026	★	\$3,944	E3	62.0/31.0	27.08	I
	1800	575	284TC	TSTAT	Y567	284THTNA7036	★	\$3,944	E3	24.8	27.08	d, I
30	1800	230/460	286TC	TSTAT	Y393	286THTNA7026	★	\$4,447	E3	74.0/37.0	28.58	I
	1800	575	286TC	TSTAT	Y394	286THTNA7036	★	\$4,447	E3	29.6	28.58	d, I

Blue shaded areas are Cast Iron Frames

Contact Marathon for other base speeds and options not shown in this catalog.

Inverter (Vector) Duty: Black Max® Explosion Proof 1000:1 Constant Torque, Totally Enclosed

Class I and II (gases and dust), Groups C, D, F & G



Applications: For use in material handling, machine tools, conveyors, crane & hoist, and other variable speed applications requiring up to 1000:1 constant torque speed range, to be installed in hazardous environments as defined by the motor's explosion proof class and group rating. Refer to the General Information sections contained in this catalog for information on explosion proof classifications. Consult the National Electrical Code and your local regulations for the proper selection of motors in hazardous locations.



- Features:**
- MAX GUARD® Class F insulation system
 - Constant torque operation from 0 to base speed on vector drive
 - Constant HP operation to twice base RPM
 - Continuous duty at 40°C ambient
 - Optimized for operation with IGBT inverter (NEMA Design A)
 - Normally closed thermostats (one per phase, Class F)
 - Ball Bearings
 - Top mount (F3) conduit box included, shipped loose
 - No Encoder Provisions provided
 - Meets temperature code T3B
 - UL listed, under file #E12044
 - CSA certified, under file numbers LR47504 and LR21839
 - Three year warranty

C-Face Footed (Rigid Base)

HP	RPM	VOLTS	FRAME	OVER LOAD	CAT. NO.	MODEL NO.	STOCK	LIST PRICE	MULT. SYMB.	F.L. AMPS	"C" DIM.	FOOT NOTES
1/4	1800	230/460	56C	TSTAT	Y600	56H17E5301	★	\$520	E3	1.1/0.55	11.97	
1/3	1800	230/460	56C	TSTAT	Y601	56H17E5302	★	\$610	E3	1.2/0.6	11.97	
1/2	1800	230/460	56C	TSTAT	Y602	56H17E5303	★	\$658	E3	1.6/0.8	12.47	
3/4	1800	230/460	56C	TSTAT	Y603	56H17E5304	★	\$728	E3	2.4/1.2	13.47	
1	1800	230/460	56C	TSTAT	Y604	56H17E5305	★	\$797	E3	3.0/1.5	13.97	

Contact Marathon Electric for other base speeds and options not shown in this catalog.

Inverter (Vector) Duty: Blue Max® 2000 2000:1 Constant Torque, Totally Enclosed



Applications: Designed for inverter or vector applications where up to a 2000:1 constant torque speed range is required. Typical uses include: material handling, machine tools, conveyors, crane and hoist, metal processing, test stands, pumps, compressors, textile processing, and other industrial machinery installed in dusty or dirty environments where cast iron construction is required.

- Features:**
- MAX GUARD® Class H insulation system (Class H on catalog models only)
 - Constant torque operation from 0 to base speed on vector drive, including TEFC (On Volts/ Hertz drives, TEFC motors are limited to 20:1 constant torque)
 - Constant HP operation to twice base speed (143-256 frame); 1.5 times base (all others)
 - Optimized for operation with IGBT inverter
 - C-Face foot mount through 100 HP, as noted
 - Normally closed thermostats (one per phase, class F)
 - Continuous duty at 40°C ambient
 - 1.0 Service Factor ("B" rise on TEBC motors)
 - Blue Chip quality, cast iron frame and brackets
 - Patented "fracket" design (TEBC enclosure)
 - Ball Bearings (roller bearing available 360 Frame & larger)
 - Field reversible to F2
 - Encoder provisions included on opposite drive end (see Modification and/or Accessory Kits sections)
 - UL Recognized, CSA Certified, and CE Mark
 - Three year warranty



Rigid Base and C-Face Footed (Rigid Base)

HP	RPM	VOLTS	ENCL	FRAME	CAT. NO.	MODEL NO.	STOCK	LIST PRICE	MULT. SYMB.	F.L. AMPS	"C" DIM.	FOOT NOTES
1	1800	230/460	TENV	143TC	Y525	143THTN8028	★	\$938	E3	3.0/1.5	13.68	B
1 1/2	1800	230/460	TENV	145TC	Y590	145THTN8037	★	\$943	E3	4.6/2.3	14.68	
2	1800	230/460	TENV	145TC	Y526	145THTN8029	★	\$1,016	E3	6.0/3.0	14.68	
3	1800	230/460	TENV	182TC	Y527	182THTS8028	★	\$1,276	E3	8.0/4.0	16.68	
5	1800	230/460	TENV	184TC	Y564	184THTS8028	★	\$1,427	E3	13.4/6.7	17.68	
7 1/2	1800	230/460	TEFC	213TC	Y595	213THFS8028	★	\$1,669	E3	19.4/9.7	21.03	
	1800	230/460	TENV	213TC	Y565	213THTS8038	★	\$1,922	E3	21.0/10.5	20.56	
10	1800	230/460	TEFC	215TC	Y596	215THFS8029	★	\$1,994	E3	25.4/12.7	22.53	
	1800	230/460	TENV	215TC	Y566	215THTS8038	★	\$2,280	E3	26.0/13.0	22.74	
15	1800	230/460	TEFC	254TC	Y597	254THFNA8038	★	\$2,402	E3	37.0/18.5	26.34	
	1800	230/460	TENV	254TC	Y509	254THTNA8058	★	\$2,729	E3	40.4/20.2	23.38	
	1200	230/460	TEBC	284TC	Y395	284THFPA8086		\$5,354	E3	40.0/20.0	37.48	BP
20	1800	230/460	TEFC	256TC	Y598	256THFNA8038	★	\$2,658	E3	52.0/26.0	28.09	
	1800	230/460	TENV	256TC	Y510	256THTNA8038	★	\$3,777	E3	52.0/26.0	27.13	
	1200	230/460	TEBC	286TC	Y582	286THFPA8086		\$6,921	E3	52.4/26.2	38.98	BP
25	1800	230/460	TEFC	284T	Y569	284THFPA8028	★	\$3,319	E3	63.0/31.5	28.58	
	1800	230/460	TEBC	284TC	Y511	284THFPA8038	★	\$4,639	E3	63.0/31.5	37.48	BP
	1200	230/460	TEBC	324TC	Y583	324THFPA8086		\$8,141	E3	67.0/33.5	40.41	B,BP
30	1800	230/460	TEFC	286T	Y570	286THFNA8028	★	\$3,794	E3	77.0/38.5	29.91	
	1800	230/460	TEBC	286TC	Y512	286THFPA8038	★	\$5,114	E3	74.0/37.0	38.98	BP
	1200	230/460	TEBC	326TC	Y584	326THFPA8086		\$8,956	E3	80.4/40.2	41.91	B,BP
40	1800	230/460	TEFC	324T	Y571	324THFPA8028	★	\$4,913	E3	100/50.0	30.71	
	1800	230/460	TEBC	324TC	Y513	324THFPA8038	★	\$6,126	E3	100/50.0	40.41	BP
	1200	230/460	TEBC	364TC	Y585	364THFS8391		\$10,804	E3	107/53.5	42.67	BP
50	1800	230/460	TEFC	326T	Y572	326THFS8028	★	\$6,078	E3	121/60.5	32.44	
	1800	230/460	TEBC	326TC	Y514	326THFPA8038	★	\$7,023	E3	120/60.0	41.91	BP
	1200	230/460	TEBC	365TC	Y586	365THFS8380		\$12,951	E3	130/65.0	43.78	BP
60	1800	230/460	TEFC	364T	Y573	364THFS8036	★	\$7,834	E3	147/73.5	33.70	
	1800	230/460	TEBC	364TC	Y515	364THFS8046	★	\$8,598	E3	147/73.5	42.67	BP
	1200	230/460	TEBC	404TC	Y587	404THFS8092		\$14,367	E3	142/71.0	48.22	BP
75	1800	230/460	TEFC	365T	Y574	365THFS8036	★	\$8,875	E3	184/92.0	34.69	
	1800	230/460	TEBC	365TC	Y516	365THFS8046	★	\$10,278	E3	180/90.0	43.67	BP
	1200	230/460	TEBC	405TC	Y588	405THFS8378	★	\$17,505	E3	180/90.0	49.72	B,BP

Blue shaded areas are Cast Iron Frames

Continued on next page.

Inverter (Vector) Duty: Blue Max® 2000 2000:1 Constant Torque, Totally Enclosed


Rigid Base and C-Face Footed (Rigid Base)

HP	RPM	VOLTS	ENCL	FRAME	CAT. NO.	MODEL NO.	STOCK	LIST PRICE	MULT. SYMB.	F.L. AMPS	"C" DIM.	FOOT NOTES
100	1800	230/460	TEFC	405T	Y575	405THFS8036	*	\$12,009	E3	230/115	39.32	
	1800	230/460	TEBC	405TC	Y517	405THFS8046	*	\$14,347	E3	230/115	49.72	BP
	1200	230/460	TEBC	444TC	Y589	444THFN8384	*	\$20,092	E3	250/125	52.72	BP
125	1800	460	TEFC	444T	Y576	444THFN8036	*	\$15,805	E3	143	43.27	
	1800	460	TEBC	444T	Y518	444THFN8046	*	\$18,283	E3	138	52.72	B,BP
150	1800	460	TEFC	445T	Y577	445THFN8036	*	\$18,248	E3	170	45.27	
	1800	460	TEBC	445T	Y519	445THFN8046	*	\$20,725	E3	170	54.72	BP
200	1800	460	TEFC	445T	Y578	445THFN8040	*	\$22,027	E3	230	45.27	
	1800	460	TEBC	445T	Y520	445THFN8050	*	\$24,504	E3	230	54.72	BP
250	1800	460	TEFC	449T	Y579	449THFS8036		\$27,437	E3	280	53.89	CT
	1800	460	TEBC	449T	Y531	449THFS8046	*	\$30,693	E3	295	63.21	BP
300	1800	460	TEFC	449T	Y580	449THFS8037		\$31,240	E3	330	53.89	CT
	1800	460	TEBC	449T	Y532	449THFS8047	*	\$34,496	E3	327	63.21	BP
350	1800	460	TEBC	449T	Y533	449THFS8048	*	\$37,753	E3	385	63.21	BP

Blue shaded areas are Cast Iron Frames

Inverter (Vector) Duty: Blue Max® 2000 Explosion Proof (with Encoder) 2000:1 Constant Torque, Totally Enclosed

Class I and II (gases and dust), Groups C (as noted), D, F & G



Applications: Designed for industrial applications with Vector Drives where up to a 2000:1 constant torque speed range and/or precise speed or torque regulation is required, including positioning equipment. Used in dirty, dusty or caustic environments where cast iron construction is required, and installed in hazardous environments as defined by the motor's explosion proof class and group rating. Consult the National Electrical Code and your local regulations for the proper selection of motors in hazardous locations.

Features:

- BEI H38 explosion proof encoder 1024 ppr, Class I Groups C & D, Class II Groups E, F, G included
- MAX GUARD® Class F insulation system
- Constant torque operation from 0 to base speed on vector drive
- Constant HP operation up to twice base speed
- Continuous duty at 40°C ambient
- Optimized for operation with IGBT inverter (NEMA Design A)
- Normally closed thermostats (one per phase, Class F)
- Ball Bearings
- Cast iron frame and brackets
- F1 standard, NOT field reversible to F2
- UL Listed File No. E12044, MC228275
- CSA Certified File No. LR47504, MC236833
- Meets temperature code T3B
- Three year warranty



C-Face Footed (Rigid Base)

HP	RPM	VOLTS	FRAME	OVER LOAD	CAT. NO.	MODEL NO.	STOCK	LIST PRICE	MULT. SYMB.	F.L. AMPS	"C" DIM.	FOOT NOTES
1	1800	230/460	143TC	TSTAT	Y978	143THEN8034		\$5,435	E3	3.0/1.5	21.44	
2	1800	230/460	145TC	TSTAT	Y979	145THEN8034	*	\$5,549	E3	5.8/2.9	21.44	
3	1800	230/460	182TC	TSTAT	Y980	182THES8048	*	\$5,728	E3	8.2/4.1	24.82	
5	1800	230/460	213TC	TSTAT	Y981	213THES8053	*	\$6,026	E3	13.0/6.5	27.42	
7 1/2	1800	230/460	254TC	TSTAT	Y982	254THEN8058	*	\$6,853	E3	22/11	30.20	CD
10	1800	230/460	254TC	TSTAT	Y983	254THEN8059	*	\$7,180	E3	27.0/13.5	30.20	CD
15	1800	230/460	256TC	TSTAT	Y984	256THEN17031		\$7,506	E3	36.0/18.0	31.95	CD
20	1800	230/460	284TC	TSTAT	Y985	284THEN8032		\$8,285	E3	53/26.5	33.16	CD

Blue shaded areas are cast iron frames.

Inverter (Vector) Duty: Blue Max® 2000 Brakemotors 2000:1 Constant Torque, totally Enclosed



Applications: Designed for vector applications where up to a 2000:1 constant torque speed range is required. For use on Conveyors, Machine tools, Cranes, Hoists, and other industrial machinery requiring quick stop and/or holding torque.

- Features:**
- MAX GUARD® Class F insulation system
 - Constant torque operation from 0 to base speed on vector drive
 - Constant HP operation to twice base speed
 - Optimized for operation with IGBT inverter (NEMA Design A)
 - Normally closed thermostats (one per phase, Class F)
 - Ball Bearings
 - Continuous duty at 40°C ambient
 - Will accept encoder through Mod Central (see mod 24 for encoder mounting)
 - Includes 140% rated spring-set self-adjusting NEMA 2 disk brake (Brake coil voltage matches motor)
 - Horizontal mounting (see comment below and Mod Central for vertical mounting)
 - UL Recognized, CSA Certified, and CE Mark
 - Three year warranty (brake disks are exempt)



C-Face Footed (Rigid Base)

HP	RPM	VOLTS	FRAME	CAT. NO.	MODEL NO.	STOCK	LIST PRICE	MULT. SYMB.	F.L. AMPS	"C" DIM.	BRAKE TQ. (LB/FT)
1	1800	230/460	143TC	Y986	143THTN8036	*	\$1,696	E3	3.0/1.5	17.00	6
2	1800	230/460	145TC	Y987	145THTN8043	*	\$1,889	E3	6.0/3.0	18.00	10
3	1800	230/460	182TC	Y988	182THTS8048	*	\$2,473	E3	8.2/4.1	19.67	15
5	1800	230/460	184TC	Y989	184THTS8056	*	\$2,981	E3	13.4/6.7	25.58	25
7 1/2	1800	230/460	213TC	Y990	213THTS8071	*	\$3,736	E3	21.0/10.5	27.58	35
10	1800	230/460	215TC	Y991	215THTS8071	*	\$4,440	E3	26.0/13.0	28.83	50
15	1800	230/460	254TC	Y992	254THTNA8071	*	\$5,642	E3	40.5/20.2	31.53	75
20	1800	230/460	256TC	Y993	256THTNA8071	*	\$7,478	E3	52.0/26.0	33.28	105

Blue shaded areas are Cast Iron Frames

1024 ppr Encoders through MOD Central

Multiplier Symbol E3

BRAND	MODEL	CAT. NO.	KIT NUMBER	STOCK	LIST (LOOSE)	LIST (INSTALLED)	FITS BRAKEMOTOR CAT. NO.
Avtron	M56	A748	KIT M561024BRK-140	*	\$2,038	\$2,338	Y986, Y987
		A749	KIT M561024BRK-182	*	\$2,038	\$2,338	Y988
	M85	A750	KIT M851024BRK-184	*	\$2,750	\$3,050	Y989
		A751	KIT M851024BRK-210	*	\$2,750	\$3,050	Y990, Y991
		A752	KIT M851024BRK-250	*	\$2,750	\$3,050	Y992, Y993
NorthStar	SL56	A786	KIT LKSR-CFACE	*	\$2,241	\$2,541	Y986, Y987
		A789	KIT SL561024-182NV	*	\$2,241	\$2,541	Y988
	SL85	A790	KIT SL851024-184NV	*	\$2,750	\$3,050	Y989
		A791	KIT SL851024-210NV	*	\$2,750	\$3,050	Y990, Y991
		A792	KIT SL851024-250NV	*	\$2,750	\$3,050	Y992, Y993

Vertical Mounting: 3 HP (182) and lower are suitable for shaft up or down.

5 HP (184) and larger, need vertical modification. Use Cat #: A157, KIT VRT87BRK (SEE MOD SECTION)

CAT. NO.	STOCK	MODEL NO.	LIST KIT ONLY	LIST INSTALLED
A157	*	KIT VRT87BRK	\$375	\$493

DC Permanent Magnet SCR Rated, Totally Enclosed C-Face Footed (Removable Base)



Features:

- Class F insulation
- NEMA C-Face with removable rigid base
- Oversized brushes for extra long life
- Permanently lubricated sealed ball bearings
- Linear speed/torque characteristics over entire speed range
- High starting torque, high peak current capability
- Usable on PWM type DC adjustable speed drives at higher HP rating
- Easy brush access with unique brush holder design
- UL Recognized and CSA Certified


HP	RPM	DC VOLTS	FRAME	ENCL.	CAT. NO.	MODEL NO.	STOCK	LIST PRICE	MULT. SYMB.	C.T. SPEED RANGE	F.L. AMPS	PWM HP RATING	"C" DIM.	FOOT NOTES
1/4	1750	90	56C	TEFC	Z602	56E17F1001	★	\$463	D1	2:1	2.5	0.40	10.81	
	1750	180	56C	TEFC	Z603	56E17F1002	★	\$463	D1	2:1	1.4	0.50	11.31	
1/3	1750	90	56C	TEFC	Z604	56E17F1003	★	\$491	D1	2:1	3.5	0.50	11.31	
	1750	180	56C	TEFC	Z605	56E17F1004	★	\$491	D1	2:1	1.7	0.50	11.31	
1/2	1750	90	56C	TEFC	Z606	56E17F1005	★	\$547	D1	2:1	5.0	0.70	11.81	
	1750	180	56C	TEFC	Z607	56E17F1006	★	\$547	D1	2:1	2.5	0.56	11.81	
3/4	1750	90	56C	TEFC	Z610	56E17F1007	★	\$664	D1	2:1	7.6	1.00	13.81	
	1750	180	56C	TEFC	Z611	56E17F1008	★	\$664	D1	2:1	3.8	1.00	13.81	
1	1750	90	56C	TEFC	Z612	56E17F2005	★	\$811	D1	2:1	10.0	1.25	15.81	
	1750	180	56C	TEFC	Z613	56E17F2006	★	\$811	D1	2:1	5.0	1.25	14.81	
1 1/2	1750	180	56C	TEFC	Z614	56E17F2007	★	\$1,014	D1	2:1	7.6	1.75	16.81	
	1750	180	145TC	TEFC	Z615	145TEFR5326	★	\$1,540	D1	2:1	7.5	1.50	18.34	
2	1750	180	145TC	TEFC	Z616	145TEFR5327	★	\$1,837	D1	2:1	9.5	2.00	20.15	
	1750	180	182/145TC	TEFC	Z617	182TEFR5326	★	\$1,837	D1	2:1	9.5	2.00	19.34	84

SCR PMDC motors on PWM power supplies

Pulse width modulated DC controls have a voltage output similar to pure direct current which has a form factor of 1.05. SCR thyristor drives have a form factor of 1.40. Marathon Electric's non-Explosion Proof PMDC, SCR-rated motors can also be used with PWM controls, and due to the lower form factor and the resultant lower heating in the motor, their rating can be increased as indicated above. Operation on PWM controls will also result in quieter operation and longer brush life.

Washdown, DC Permanent Magnet SCR Rated, Totally Enclosed

C-Face Footed (Removable Base)



Features:

- Class F insulation
- NEMA C-Face with removable rigid base
- Oversized brushes for extra long life
- Doubled sealed, oversized ball bearings
- Corrosion resistant 303 stainless steel shaft
- "V" ring Forsheda seals
- High temperature, moisture resistant lubricant
- Exterior and interior components protected with enamel & polyester compounds
- Aluminum conduit box, threaded and gasketed
- Drains at 3:00, 6:00, 9:00 and 12:00 locations
- Sealed machine fits
- Stainless steel nameplate
- USDA approved white epoxy paint
- UL Recognized and CSA Certified

HP	RPM	DC VOLTS	FRAME	ENCL.	CAT. NO.	MODEL NO.	STOCK	LIST PRICE	MULT. SYMB.	C.T. SPEED RANGE	F.L. AMPS	PWM HP RATING	"C" DIM.	FOOT NOTES
1/4	1750	90	56C	TENV	Z630	56E17V2001	*	\$594	D1	20:1	2.7	0.30	10.69	
1/3	1750	90	56C	TENV	Z631	56E17V2002		\$629	D1	20:1	3.5	0.56	11.69	
1/2	1750	90	56C	TENV	Z634	56E17V2003	*	\$704	D1	20:1	4.9	0.75	13.69	
	1750	180	56C	TENV	Z635	56E17V2004	*	\$704	D1	20:1	2.4	0.70	13.69	
3/4	1750	90	56C	TENV	Z636	56E17V2005	*	\$854	D1	20:1	7.0	1.25	15.69	
	1750	180	56C	TENV	Z637	56E17V2006		\$854	D1	20:1	3.5	1.25	15.69	
1	1750	90	56C	TEFC	Z638	56E17W2001	*	\$1,042	D1	2:1	10.0	1.25	15.81	
	1750	180	56C	TEFC	Z639	56E17W2002	*	\$1,042	D1	2:1	5.0	1.25	14.81	
1 1/2	1750	180	56C	TEFC	Z641	56E17W2003		\$1,330	D1	2:1	7.6	1.75	16.81	

Low Voltage, DC Permanent Magnet TENV and TEFC

C-Face Footed (Removable Base)



Applications:

Low voltage permanent magnet DC motors are suitable for installations having batteries or generator supplied low voltage DC.

Features:

- Permanently lubricated sealed ball bearings
- NEMA C-Face with removable base
- Class H insulation
- Easy brush access with unique brush holder design
- Oversized brushes for extra long life
- High starting torque
- U.L. Recognized and CSA Certified

HP	RPM	DC VOLTS	FRAME	ENCL.	CAT. NO.	MODEL NO.	STOCK	LIST PRICE	MULT. SYMB.	F.L. AMPS	"C" DIM.	FOOT NOTES
1/4	1750	12	56C	TENV	Z660	56E17T2001	*	\$498	D1	21.0	10.44	85
1/3	1750	12	56C	TENV	Z662	56E17T2002	*	\$548	D1	27.0	11.44	d,85
	1750	24	56C	TENV	Z663	56E17T2003	*	\$524	D1	13.5	10.94	85
1/2	1750	12	56C	TENV	Z664	56E17T2004	*	\$569	D1	39.0	12.44	85
	1750	24	56C	TENV	Z665	56E17T2005	*	\$544	D1	20.0	11.94	d,85
3/4	1750	12	56C	TEFC	Z666	56E17F2008	*	\$629	D1	58.0	13.81	
	1750	24	56C	TEFC	Z667	56E17F2009	*	\$568	D1	29.0	12.81	85
1	1750	12	56C	TEFC	Z668	56E17F2010	*	\$749	D1	80.0	13.81	
	1750	24	56C	TEFC	Z669	56E17F2011	*	\$690	D1	39.0	13.81	85

Globetrotter® IEC (Metric) Frame, Three Phase

Totally Enclosed, B3 Mounting, Rigid Base



Applications: For use on fans, pumps, compressors, conveyors, and other equipment requiring IEC dimensions and electrical standards. The Globetrotter is not only designed to International standards but meets NEMA performance and efficiency standards making it suitable for requirements worldwide.

Features:

- Aluminum (63-90 frame) or Cast Iron (180-250 frame) frame construction
- Nameplated 60/50 hertz at same HP/KW
- Max Guard® Class F Insulation, Class B rise @ rated KW
- IP55 weatherproof enclosure
- Rotatable/Removable Base (63/90 frame)
- Wye Start-Delta Run on 160 Frame and larger
- 10:1 Variable Torque, Constant Torque speed range as noted
- Meets EFF2 European, EPAct and NRCan Canadian efficiencies, as noted
- Top Mounted/Oversized gasketed terminal box
- Meets IEEE45, IEC60092 & USCG
- CFR46 Marine Duty (63-90 frame "Below Deck")
- 1.15 Service Factor on 60 Hz sine wave, 1.0 SF or VFD
- IEC Design "N" with NEMA "B" Torques
- Terminal Blocks, Stud Type, Zero Creepage
- Kits or MOD Central for B3/B5 or B3/B14 mounting
- Meets IEC 34 electrical standards
- Meets IEC 72 dimensions and tolerances
- CE Marked
- 1 Year Warranty



**CONSULT
MARATHON ELECTRIC
FOR SPECIAL IEC
MOTORS**

Multiplier Symbol F4

Suitable for use on VFD per guidelines on page 17.

HP/ KW	RPM 60/50 HZ	60 HZ VOLTS	50 HZ VOLTS	IEC FRAME	CAT. NO.	MODEL NO.	STOCK	CT SPEED RANGE†	LIST PRICE	NOM. EFF.	60 HZ F.L. AMPS	APPROX. WGHT. LBS.	IEC "L" DIM. (MM)	FOOT NOTES	B5/FF FLANGE
1/4-.18	3600/3000	230/460	200/400	63	R300	63T34FH5301	*	20:1	\$175	72.0	0.8/0.4	11	217	DS	A569
	3600/3000	575	480	63	R400	63T34FH5303	*	20:1	\$175	72.0	0.3	11	217	d,DS	A569
	1800/1500	230/460	200/400	63	R301	63T17FH5326	*	20:1	\$182	68.0	1.0/0.5	12	217	DS	A569
	1800/1500	575	480	63	R401	63T17FH5327	*	20:1	\$182	68.0	0.4	12	217	DS	A569
	1200/1000	230/460	200/400	71	R302	71T11FH5376	*	20:1	\$311	64.0	1.2/0.6	13	240	DS	A570
1/3-.25	3600/3000	230/460	200/400	63	R303	63T34FH5302	*	20:1	\$205	72.0	1.1/.55	12	217	DS	A569
	1800/1500	230/460	200/400	71	R304	71T17FH5326	*	20:1	\$213	68.0	1.4/.7	14	240	DS	A570
	1800/1500	575	480	71	R404	71T17FH5330	*	20:1	\$213	68.0	0.6	14	240	d,DS	A570
	1200/1000	230/460	200/400	80	R305	80T11FH5376	*	20:1	\$334	70.0	1.3/.65	20	282	DS	A571
1/2-.37	3600/3000	230/460	200/400	71	R306	71T34FH5301	*	20:1	\$218	74.0	1.6/.8	14	240	DS	A570
	1800/1500	230/460	200/400	71	R307	71T17FH5327	*	20:1	\$222	74.0	1.8/.9	15	240	DS	A570
	1800/1500	575	480	71	R407	71T17FH5331	*	20:1	\$222	74.0	0.7	16	240	DS	A570
	1200/1000	230/460	200/400	80	R308	80T11FH5377	*	20:1	\$348	72.0	1.9/.95	22	282	DS	A571
3/4-.55	3600/3000	230/460	200/400	71	R309	71T34FH5302	*	20:1	\$229	74.0	2.4/1.2	16	240	DS	A570
	3600/3000	575	480	71	R409	71T34FH5304	*	20:1	\$229	74.0	0.9	16	240	DS	A570
	1800/1500	230/460	200/400	80	R310	80T17FH5326	*	20:1	\$241	74.0	2.5/1.25	21	282	DS	A571
	1800/1500	575	480	80	R410	80T17FH5330	*	20:1	\$241	74.0	1.0	22	282	d,DS	A571
	1200/1000	230/460	200/400	80	R311	80T11FH5378	*	20:1	\$374	72.0	2.7/1.35	25	282	DS	A571
1-.75	3600/3000	230/460	200/400	80	R312	80T34FH5301	*	20:1	\$260	75.5	2.8/1.4	24	282	DS	A571
	3600/3000	575	480	80	R412	80T34FH5305	*	20:1	\$260	75.5	1.1	24	282	DS	A571
	1800/1500	230/460	200/400	80	R313	80T17FH5327	*	20:1	\$264	80.0	3.2/1.6	29	282	DS	A571
	1800/1500	575	480	80	R413	80T17FH5331	*	20:1	\$264	80.0	1.4	28	282	d,DS	A571
	1200/1000	230/460	200/400	90S	R314	90ST11FH5376	*	20:1	\$389	80.0	3.3/1.7	33	326	DS	A572
1 1/2-1.1	3600/3000	230/460	200/400	80	R315	80T34FH5302	*	20:1	\$287	84.0	4.0/2.0	30	282	DS	A571
	3600/3000	575	480	80	R415	80T34FH5303	*	20:1	\$287	84.0	1.6	29	282	DS	A571
	1800/1500	230/460	200/400	90S	R316	90ST17FH5326	*	20:1	\$295	85.5	4.6/2.3	40	326	DS	A572
	1800/1500	575	480	90S	R416	90ST17FH5327	*	20:1	\$295	85.5	1.8	39	326	DS	A572
2-1.5	3600/3000	230/460	200/400	90S	R318	90ST34FH5301	*	20:1	\$307	85.5	5.2/2.6	36	326	DS	A572
	3600/3000	575	480	90S	R418	90ST34FH5302	*	20:1	\$307	85.5	2.1	36	326	DS	A572
	1800/1500	230/460	200/400	90L	R319	90LT17FH5326	*	20:1	\$317	84.0	5.8/2.9	41	326	DS	A572
	1800/1500	575	480	90L	R419	90LT17FH5327	*	20:1	\$317	84.0	2.4	39	326	DS	A572
	1200/1000	230/460	200/400	100L	R320	100LTFC4576		2:1	\$495	86.5	7.6/3.8	82	380	DS	A573

Blue shaded areas are Cast Iron Frames

† Requires nameplate modification Catalog numbers (Cat No.) highlighted in bold blue have efficiency levels that meet or exceed U.S. EPAct and/or NRCan Canadian standards.

Continued on next page.

Globetrotter® IEC (Metric) Frame, Three Phase

Totally Enclosed, B3 Mounting, Rigid Base

Multiplier Symbol F4

GLOBETROTTER® - IEC

HP/ KW	RPM 60/50 HZ	60 HZ VOLTS	50 HZ VOLTS	IEC FRAME	CAT. NO.	MODEL NO.	STOCK	CT SPEED RANGE†	LIST PRICE	NOM. EFF.	60 HZ F.L. AMPS	APPROX. WGHT. LBS.	IEC "L" DIM. (MM)	FOOT NOTES	B5/FF FLANGE
3-2.2	3600/3000	230/460	200/400	90L	R321	90LT34FH5301	★	20:1	\$442	86.5	7.2/3.6	42	326	DS	A572
	3600/3000	575	480	90L	R421	90LT34FH5302	★	20:1	\$442	86.5	2.9	42	326	DS,d	A572
	1800/1500	230/460	200/400	100L	R322	100LTFC4526	★	20:1	\$480	88.5	9.0/4.5	84	380	DS	A573
	1200/1000	230/460	200/400	112M	R323	112MTFC4576	★	20:1	\$699	87.5	9.0/4.5	100	400	DS	A573
4-3	3600/3000	230/460	200/400	100L	R351	100LTFC4501	★	20:1	\$512	87.5	9.2/4.6	71	380	DS	A573
	1800/1500	230/460	200/400	100L	R352	100LTFC4536	★	20:1	\$521	88.5	11.0/5.5	84	380	DS	A573
	1200/1000	230/460	200/400	132S	R353	132STFC4586	★	2:1	\$846	87.5	13/6.5	154	475	DS	A575
5 1/2-4	3600/3000	230/460	200/400	112M	R324	112MTFC4511	★	20:1	\$659	87.5	12.8/6.4	104	400	DS	A574
	1800/1500	230/460	200/400	112M	R325	112MTFC4536	★	20:1	\$635	87.5	14.0/7.0	104	400	DS	A574
	1200/1000	230/460	200/400	132M	R326	132MTFC4586	★	2:1	\$977	87.5	17/8.5	176	475	DS	A575
7 1/2-5.5	3600/3000	230/460	200/400	132S	R327	132STFC4501	★	20:1	\$826	90.2	17.6/8.8	152	475	DS	A575
	1800/1500	230/460	200/400	132S	R328	132STFC4526	★	20:1	\$826	90.2	19.6/9.8	150	475	DS	A575
	1200/1000	230/460	200/400	132M	R329	132MTFC4587	★	2:1	\$1,175	89.5	23.4/11.7	180	475	DS	A575
10-7.5	3600/3000	230/460	200/400	132S	R330	132STFC4502	★	20:1	\$884	89.5	23.2/11.6	163	475	DS	A575
	1800/1500	230/460	200/400	132M	R331	132MTFC4536	★	2:1	\$980	91.0	26/13	174	475	DS	A575
	1200/1000	230/460	200/400	160M	R332	160MTFC4586	★	2:1	\$1,524	89.5	28/14	251	600	YD,DS	A576
15-11	3600/3000	230/460	200/400	160M	R333	160MTFC4511	★	2:1	\$1,432	91.7	35.2/17.6	260	600	YD,DS	A576
	1800/1500	230/460	200/400	160M	R334	160MTFC4536	★	10:1	\$1,432	91.0	37.8/18.9	264	600	YD,DS	A576
	1200/1000	230/460	200/400	160L	R335	160LTFC4588	★	2:1	\$1,956	90.2	38.8/19.4	330	600	YD,DS	A576
20-15	3600/3000	230/460	200/400	160M	R336	160MTFC4512	★	10:1	\$1,680	91.7	46.8/23.4	269	600	YD,DS	A576
	1800/1500	230/460	200/400	160L	R337	160LTFC4538	★	2:1	\$1,771	91.0	47/23.5	311	600	YD,DS	A576
	1200/1000	230/460	200/400	180L	R338	180LTFC4588	★	2:1	\$2,743	90.2	54/27	385	710	YD,DS	A577
25-18.5	3600/3000	230/460	200/400	160L	R339	160LTFC4513	★	2:1	\$2,045	91.7	57.6/28.8	319	645	YD,DS	A576
	1800/1500	230/460	200/400	180M	R340	180MTFC4536	★	20:1	\$2,251	92.4	59.2/29.6	381	670	YD,DS	A577
	1200/1000	230/460	200/400	200L	R341	200LTFC4588	★	2:1	\$3,440	91.7	63/31.5	467	775	YD,DS	A578
30-22	3600/3000	230/460	200/400	180M	R342	180MTFC4511	★	2:1	\$2,430	92.4	68.8/34.4	355	670	YD,DS	A577
	1800/1500	230/460	200/400	180L	R343	180LTFC4538	★	20:1	\$2,530	92.4	69.2/34.6	427	710	YD,DS	A577
	1200/1000	230/460	200/400	200L	R344	200LTFC4589	★	2:1	\$3,897	91.7	76/38	467	775	YD,DS	A578
40-30	3600/3000	230/460	200/400	200L	R345	200LTFC4511	★	20:1	\$3,460	92.4	89.6/44.8	522	775	YD,DS	A578
	1800/1500	230/460	200/400	200L	R346	200LTFC4538	★	2:1	\$3,725	94.1	95/47.5	531	775	YD,DS	A578
	1200/1000	230/460	200/400	225M	R347	225MTFC4586	★	2:1	\$5,855	93.0	100/50	633	845	YD,DS	A579
50-37	3600/3000	230/460	200/400	200L	R348	200LTFC4513	★	10:1	\$4,538	92.4	111.4/55.7	546	775	YD,DS	A578
	1800/1500	230/460	200/400	225S	R349	225STFC4526	★	10:1	\$5,168	93.6	117.6/58.8	632	845	YD,DS	A579
	1200/1000	230/460	200/400	250M	R350	250MTFC4586	★	2:1	\$8,207	93.0	125/62.5	655	930	YD,DS	NA

Blue shaded areas are Cast Iron Frames

† Requires nameplate modification

Catalog numbers (Cat No.) highlighted in bold blue have efficiency levels that meet or exceed U.S. EPCa and/or NRCa Canadian standards.

Globetrotter® IEC (Metric) Frame, Three Phase

Totally Enclosed, Flange/Base Mounting

Multiplier Symbol F4

B3/B5 "FF"

HP/ KW	RPM 60/50 HZ	60 HZ VOLTS	50 HZ VOLTS	IEC FRAME	CAT. NO.	MODEL NO.	STOCK	CT SPEED RANGE†	LIST PRICE	NOM. EFF.	60 HZ F.L. AMPS	APPROX. WGHT. LBS.	IEC "L" DIM. (MM)	FOOT NOTES
1/4-.18	3600/3000	230/460	200/400	63D	R380	63T34FH5501	★	20:1	\$201	72.0	0.8/0.4	10	217	DS
	1800/1500	230/460	200/400	63D	R381	63T17FH5502	★	20:1	\$208	68.0	1.0/0.5	11	217	DS
	1200/1000	230/460	200/400	71D	R382	71T11FH5503	★	20:1	\$357	64.0	1.2/0.6	12	240	DS
1/3-.25	3600/3000	230/460	200/400	63D	R383	63T34FH5504	★	20:1	\$233	72.0	1.1/1.55	11	217	DS
	1800/1500	230/460	200/400	71D	R384	71T17FH5505	★	20:1	\$240	68.0	1.4/1.7	13	240	DS
	1200/1000	230/460	200/400	80D	R385	80T11FH5506	★	20:1	\$384	70.0	1.3/1.65	17	282	DS
1/2-.37	3600/3000	230/460	200/400	71D	R386	71T34FH5507	★	20:1	\$239	74.0	1.6/1.8	13	240	DS
	1800/1500	230/460	200/400	71D	R387	71T17FH5508	★	20:1	\$247	74.0	1.8/1.9	14	282	DS
	1200/1000	230/460	200/400	80D	R388	80T11FH5509	★	20:1	\$399	72.0	1.9/1.95	19	282	DS
3/4-.55	3600/3000	230/460	200/400	71D	R389	71T34FH5510	★	20:1	\$253	74.0	2.4/1.2	15	282	DS
	1800/1500	230/460	200/400	80D	R390	80T17FH5511	★	20:1	\$269	74.0	2.5/1.25	18	282	DS
	1200/1000	230/460	200/400	80D	R391	80T11FH5512	★	20:1	\$423	72.0	2.7/1.35	22	320	DS
1-.75	3600/3000	230/460	200/400	80D	R392	80T34FH5513	★	20:1	\$278	75.5	2.8/1.4	21	282	DS
	1800/1500	230/460	200/400	80D	R393	80T17FH5514	★	20:1	\$291	80.0	3.2/1.6	26	282	DS
	1200/1000	230/460	200/400	90SD	R394	90ST11FH5515	★	20:1	\$445	80.0	3.3/1.7	35	320	DS
1 1/2-1.1	3600/3000	230/460	200/400	80D	R395	80T34FH5516	★	20:1	\$317	84.0	4.0/2.0	30	282	DS
	1800/1500	230/460	200/400	90SD	R396	90ST17FH5517	★	20:1	\$322	85.5	4.6/2.3	37	320	DS
2-1.5	3600/3000	230/460	200/400	90SD	R397	90ST34FH5518	★	20:1	\$351	85.5	5.2/2.6	33	320	DS
	1800/1500	230/460	200/400	90SD	R398	90LT17FH5519	★	20:1	\$361	84.0	5.8/2.9	38	320	DS
3-2.2	3600/3000	230/460	200/400	90LD	R399	90LT34FH5520	★	20:1	\$497	86.5	7.2/3.6	39	320	DS


B3/B14 "FT"

HP/ KW	RPM 60/50 HZ	60 HZ VOLTS	50 HZ VOLTS	IEC FRAME	CAT. NO.	MODEL NO.	STOCK	CT SPEED RANGE†	LIST PRICE	NOM. EFF.	60 HZ F.L. AMPS	APPROX. WGHT. LBS.	IEC "L" DIM. (MM)	FOOT NOTES
1/4-.18	3600/3000	230/460	200/400	63C	R360	63T34FH5401	★	20:1	\$197	72.0	0.8/0.4	10	217	DS
	1800/1500	230/460	200/400	63C	R361	63T17FH5402	★	20:1	\$205	68.0	1.0/0.5	11	217	DS
	1200/1000	230/460	200/400	71C	R362	71T11FH5403	★	20:1	\$357	64.0	1.2/0.6	12	240	DS
1/3-.25	3600/3000	230/460	200/400	63C	R363	63T34FH5404	★	20:1	\$231	72.0	1.1/1.55	11	217	DS
	1800/1500	230/460	200/400	71C	R364	71T17FH5405	★	20:1	\$234	68.0	1.4/1.7	13	240	DS
	1200/1000	230/460	200/400	80C	R365	80T11FH5406	★	20:1	\$384	70.0	1.3/1.65	17	282	DS
1/2-.37	3600/3000	230/460	200/400	71C	R366	71T34FH5407	★	20:1	\$235	74.0	1.6/1.8	13	240	DS
	1800/1500	230/460	200/400	71C	R367	71T17FH5408	★	20:1	\$244	74.0	1.8/1.9	14	282	DS
	1200/1000	230/460	200/400	80C	R368	80T11FH5409	★	20:1	\$399	72.0	1.9/1.95	19	282	DS
3/4-.55	3600/3000	230/460	200/400	71C	R369	71T34FH5410	★	20:1	\$247	74.0	2.4/1.2	15	282	DS
	1800/1500	230/460	200/400	80C	R370	80T17FH5411	★	20:1	\$265	74.0	2.5/1.25	18	282	DS
	1200/1000	230/460	200/400	80C	R371	80T11FH5412	★	20:1	\$423	72.0	2.7/1.35	22	320	DS
1-.75	3600/3000	230/460	200/400	80C	R372	80T34FH5413	★	20:1	\$272	75.5	2.8/1.4	21	282	DS
	1800/1500	230/460	200/400	80C	R373	80T17FH5414	★	20:1	\$284	80.0	3.2/1.6	26	282	DS
	1200/1000	230/460	200/400	90SC	R374	90ST11FH5415	★	20:1	\$445	80.0	3.3/1.7	35	320	DS
1 1/2-1.1	3600/3000	230/460	200/400	80C	R375	80T34FH5416	★	20:1	\$310	84.0	4.0/2.0	30	282	DS
	1800/1500	230/460	200/400	90SC	R376	90ST17FH5417	★	20:1	\$316	85.5	4.6/2.3	37	320	DS
2-1.5	3600/3000	230/460	200/400	90SC	R377	90ST34FH5418	★	20:1	\$344	85.5	5.2/2.6	33	320	DS
	1800/1500	230/460	200/400	90LC	R378	90LT17FH5419	★	20:1	\$351	84.0	5.8/2.9	38	320	DS
3-2.2	3600/3000	230/460	200/400	90LC	R379	90LT34FH5420	★	20:1	\$497	86.5	7.2/3.6	39	320	DS

† Requires nameplate modification Catalog numbers (Cat No.) highlighted in bold blue have efficiency levels that meet or exceed U.S. EPCa and/or NRCa Canadian standards.

Brake Motors, Single Phase

Totally Enclosed, C-Face Footed (Removable Base)



Features:

- Fail-safe, spring set Stearns brake for holding or stopping
- Brake has manual wear adjustment for longer pad life
- Manual release lever on rear of brake housing
- Brake leads are terminated at the brake
- Vertical or horizontal mounting
- Brake coil voltage matches motor voltages, see mod section for other brake coils
- Ball bearings, mechanically locked on shaft end
- 1.15 Service Factor (1.0 Service Factor as noted)
- Nameplated 60/50 hertz at next lowest horsepower
- UL Recognized and CSA Certified

HP	RPM	VOLTS	FRAME	CAT. NO.	MODEL NO.	STOCK	LIST PRICE	MULT. SYMB.	F.L. AMPS	"C" DIM.	BRAKE RATING	FOOT NOTES
1/3	1800	115/208-230	56C	D400	56C17F5352	★	\$596	E5	6.6/3.1-3.3	16.20	3	2,6
1/2	1800	115/208-230	56C	D401	56C17F5353	★	\$658	E5	8.8/4.2-4.4	16.20	3	2,6
3/4	1800	115/208-230	56C	D402	56C17F5354	★	\$852	E5	11.0/5.4-5.5	16.70	6	2,6
1	1800	115/208-230	56C	D403	56C17F5355		\$906	E5	13.4/6.8-6.7	17.20	6	2,6
1 1/2	1800	115/208-230	56C	D404	56B17F5330		\$956	E5	15.2/8.2-7.6	19.04	10	1,6

Brake Motors, Three Phase

Totally Enclosed



Features:



• In addition to the Single Phase Features above:

- Brake has manual wear adjustment up to 25 lb-ft. for longer pad life
- Brake leads routed through motor conduit box (TENV only)
- Vertical or horizontal mounting up to 15 lb-ft, see mod section for larger brakes
- CR²⁰⁰ Corona resistant magnet wire (motor can be operated 10:1 variable torque)

Rigid Base

HP	RPM	VOLTS	FRAME	CAT. NO.	MODEL NO.	STOCK	LIST PRICE	MULT. SYMB.	F.L. AMPS	"C" DIM.	BRAKE RATING	FOOT NOTES
1/2	1800	230/460	56	K456	5K49KN4573	★	\$763	E5	1.8/9	14.06	3	17,N
	1200	230/460	56	K526	5K49MN6369	★	\$1,052	E5	2.4/1.2	15.56	3	17,N
3/4	1800	230/460	56	K458	5K49PN4564	★	\$943	E5	2.5/1.25	14.56	6	17,N
1	1800	230/460	56	K459	5K49UN4569	★	\$1,023	E5	3.2/1.6	15.56	6	17,N
	1800	230/460	143T	K461	5K49UN4566	★	\$1,091	E5	3.2/1.6	16.00	6	17,N
2	1800	230/460	145TC	K2045	5KE49WN4571	★	\$964	E5	5.6/2.8	18.00	10	d,17,N

C-Face Footless

HP	RPM	VOLTS	FRAME	CAT. NO.	MODEL NO.	STOCK	LIST PRICE	MULT. SYMB.	F.L. AMPS	"C" DIM.	BRAKE RATING	FOOT NOTES
1/2	1800	230/460	56C	K457	5K49KN4563	★	\$631	E5	1.8/0.9	14.06	3	d,N,17
3/4	1800	230/460	56C	K460	5K49PN4565	★	\$741	E5	2.5/1.25	14.56	6	d,N,17
1	1800	230/460	56C	K1493	5K49UN4568	★	\$880	E5	3.2/1.6	15.56	6	d,N,17
	1800	230/460	143TC	K462	5K49UN4567	★	\$1,109	E5	3.2/1.6	16.00	6	d,N,17
1 1/2	1800	208-230/460	56C	K1494	5K49RN4570	★	\$977	E5	5.0/2.5	16.56	10	d,17
2	1800	230/460	145TC	K2046	5KE49WN4572	★	\$1,026	E5	5.6/2.8	18.00	10	d,17

Continued on next page.

Brake Motors, Three Phase

C-Face Footed, C-Face Footed (Removable Base)



Features:

- In addition to the Single Phase Features on previous page:
 - Brake has manual wear adjustment up to 25 lb-ft. for longer pad life
 - Brake leads routed through motor conduit box (TENV only)
 - Vertical or horizontal mounting up to 15 lb-ft, see mod section for larger brakes
 - CR²⁰⁰ Corona resistant magnet wire (motor can be operated 10:1 variable torque and 2:1 constant torque)
 - 1.15 Service Factor, 1.0 Service Factor where footnoted



BRAKE MOTORS

HP	RPM	VOLTS	FRAME	CAT. NO.	MODEL NO.	STOCK	LIST PRICE	MULT. SYMB.	F.L. AMPS	"C" DIM.	BRAKE RATING	FOOT NOTES
1/3	1800	208-230/460	56C	D450	56T17F5348	★	\$561	E5	1.8-1.6/0.8	15.73	3	6
	1200	208-230/460	56C	D451	56T11F5325		\$743	E5	1.9-2.2/1.1	15.73	3	6
1/2	1800	208-230/460	56C	D452	56T17F5349	★	\$631	E5	2.3-2.4/1.2	16.23	3	6
	1200	208-230/460	56C	D453	56T11F5326	★	\$927	E5	2.4-2.7/1.4	16.23	6	6
3/4	1800	208-230/460	56C	D454	56T17F5350	★	\$741	E5	2.9-3.0/1.5	16.23	6	6
	1200	208-230/460	56C	D455	56T11F5327		\$1,089	E5	3.1-3.2/1.6	16.73	6	6
1	1800	208-230/460	56C	D456	56T17F5357	★	\$880	E5	3.5-3.6/1.8	16.73	6	6
	1200	208-230/460	145TC	C400	145TTFR5382		\$1,167	E5	3.95-4.0/2.0	17.26	10	6
1 1/2	1800	208-230/460	56C	D457	56T17F5358	★	\$977	E5	4.8-4.8/2.4	17.26	10	6
	1800	208-230/460	145TC	C401	145TTFR5360	★	\$977	E5	4.8-4.8/2.4	16.76	10	6
	1200	208-230/460	184TC	C402	184TTTL7084		\$1,301	E5	5.55-5.2/2.6	19.23	15	AL,F,N,82
2	1800	208-230/460	145TC	C403	145TTFR5359	★	\$1,026	E5	6.0-5.8/2.9	18.77	10	6
	1200	208-230/460	184TC	C404	184TTTL7083		\$1,358	E5	6.8-6.6/3.3	19.23	15	AL,F,N,82
3	1800	230/460	182TC	C405	182TTTL7034	★	\$1,358	E5	8.0/4.0	19.68	15	AL,F,N,82
5	1800	208-230/460	184TC	C406	184TTTL7041	★	\$1,836	E5	13.8-12.4/6.2	20.68	25	AL,F,N,17,82
7 1/2	1800	230/460	213TC	C407	213TTTL7034	★	\$2,411	E5	19.2/9.6	27.04	35	AL,N,17,82
10	1800	230/460	215TC	C408	215TTTL7050	★	\$3,014	E5	25.0/12.5	28.64	50	AL,N,17,82

Farm Duty / Agriculture, High Torque

Single Phase, TEFC



Features:

- Ball bearings, shaft end mechanically locked on C-face models
- 1.15 Service Factor (except as noted)
- Capacitor start design for high starting torque
- Capacitor start/capacitor run design for higher efficiency, as noted
- Low temperature manual reset thermal protector
- Totally enclosed and fully gasketed construction for dirty environments
- Condensate drains
- Shaft slinger
- UL Recognized and CSA Certified

Rigid Base

HP	RPM	VOLTS	FRAME	CAT. NO.	MODEL NO.	STOCK	LIST PRICE	MULT. SYMB.	F.L. AMPS	"C" DIM.	FOOT NOTES
1/3	1800	115/230	56	F13E1	5KC42GN0051Y	★	\$266	F1	7.8/3.9	11.00	d
	1800	115/208-230	56	F101	56C17F5324	★	\$266	F1	6.6/3.1-3.3	11.82	
1/2	1800	115/208-230	56	F12E1	5KC46GN0050Y	★	\$304	F1	9.0/4.5-4.5	11.83	d
	1800	115/208-230	56	F102	56C17F5325	★	\$304	F1	8.8/4.2-4.4	11.82	
3/4	1800	115/230	56	F34E1	5KC46PN0062Y	★	\$363	F1	11.0/5.5	11.83	d,17
	1800	115/208-230	56	F103	56C17F5326	★	\$363	F1	11.0/5.4-5.5	12.32	
1	1800	115/208-230	143T	Z123	143TCFR5328	★	\$420	S1	13.4/6.8-6.7	12.87	
	1800	115/230	56	F10E1	5KC49TN0063Y	★	\$395	F1	13.2/6.6	12.96	d,17
	1800	115/208-230	143T	F104	56C17F5327	★	\$395	F1	13.4/6.8-6.7	12.82	
1 1/2	1800	115/208-230	145T	F15E1	5KCR48WN0292Y		\$495	S1	14.5/7.1-7.3	14.07	ES,1
	1800	115/208-230	145T	Z118	145TBFR5328	★	\$495	S1	15.2/8.2-7.6	13.87	1
	1800	115/208-230	56H	F100	5KCR48WN0273Y	★	\$486	F1	14.5/7.1-7.3	13.82	d,ES,1
	1800	115/208-230	56H	F105	56B17F5307	★	\$486	F1	15.2/8.2-7.6	13.82	ES,1
2	1800	115/230	145T	Z128	145TBFR5341	★	\$550	S1	18.8/9.4	14.87	1
	1800	208-230	145T	C1904	5KCR49ZN0564Y	★	\$550	S1	9.2	14.63	d,1,17
	1800	115/230	182T	Z119	182TCFR7072	★	\$599	S1	26.8/13.4	15.53	d
	1800	115/230	182T	Z1119	182TCFW7072	★	\$599	S1	24.0/12.0	14.46	13
3	1800	230	184T	Z120	184TCFR7061	★	\$746	S1	17.0	18.03	d
	1800	230	184T	Z1120	184TBFW17045	★	\$746	S1	14.2	14.96	1,13
5	1800	230	184T	Z121	184TBFR7737	★	\$908	S1	20.2	18.06	d,1
	1800	230	184T	Z1121	184TBFW7737	★	\$908	S1	19.5	17.45	1,13
7 1/2	1800	230	215T	Z122	215TBFW7029	★	\$1,347	S1	30.0	21.48	1


DEFINITE PURPOSE

C-Face Footed (Rigid Base)

HP	RPM	VOLTS	FRAME	CAT. NO.	MODEL NO.	STOCK	LIST PRICE	MULT. SYMB.	F.L. AMPS	"C" DIM.	FOOT NOTES
1/3	1800	115/208-230	56C	F131	56C17F5358	★	\$325	F1	6.6/3.1-3.3	11.82	
1/2	1800	115/208-230	56C	F132	56C17F5912	★	\$363	F1	8.8/4.2-4.4	11.82	
3/4	1800	115/208-230	56C	F133	56C17F5913	★	\$422	F1	11/5.4-5.5	12.32	
1	1800	115/208-230	56C	F134	56C17F5914	★	\$454	F1	13.4/6.8-6.7	12.82	
1 1/2	1800	115/208-230	56HC	F135	56B17F5584	★	\$545	F1	15.2/8.2-7.6	13.82	1,5
2	1800	115/230	56HC	K319	56B17F5319	★	\$559	F1	18.8/9.4	14.82	1,5
3	1800	230	184TC	I314	184TBFR7041	★	\$838	S1	13.7	17.61	d,1
	1800	230	184TC	I1314	184TBFW7041	★	\$838	S1	12.8	14.96	1,13
5	1800	230	184TC	I315	184TBFR7034	★	\$1,000	S1	21.0	18.72	d,1
	1800	230	184TC	I1315	184TBFW7034	★	\$1,000	S1	19.5	17.45	1,13

Farm Duty / Agriculture, Extra-High Torque Chore Motor®

Single Phase, TEFC, Rigid Base



Features:

- Class F insulation
- 1.15 Service Factor
- Ball bearings
- 300% and greater starting torque for hard-to-start applications
- Totally enclosed and fully gasketed for dirty environments
- 213TZ/215TZ models have 1-1/8" shaft, 182TZ model has 7/8" shaft
- Manual reset thermal protector
- Condensate drains
- Shaft slinger

HP	RPM	VOLTS	FRAME	CAT. NO.	MODEL NO.	STOCK	LIST PRICE	MULT. SYMB.	F.L. AMPS	"C" DIM.	FOOT NOTES
2	1800	115/230	182TZ	Z112	182TCFR9061	★	\$634	S1	25.6/12.8	15.31	d,2
	1800	115/230	182TZ	Z1112	182TCFW9061	★	\$634	S1	24.0/12.0	14.46	2,13
3	1800	230	184T	Z113	184TCFR9057	★	\$789	S1	18.0	16.81	d,2
	1800	230	184T	Z1113	184TCFW9057	★	\$789	S1	19.0	16.46	2,13
5	1800	208-230	184T	Z114	184TBFR7070	★	\$962	S1	24.0-22.5	17.36	d,1
	1800	208-230	184T	Z1114	184TBFW7070	★	\$962	S1	23.8/21.8	14.46	1,13
	1800	230	213TZ	Z117	213TBFW7027	★	\$1,070	S1	23.0	18.73	1
7 1/2	1800	230	215TZ	Z115	215TBFW7028	★	\$1,428	S1	32.0	21.48	1
10	1800	230	215T	Z116	215TBFW7044	★	\$1,778	S1	40.0	21.48	1,17

Farm Duty / Agriculture, Auger Drive

Single Phase, TEFC, N Flange



Features:

- NEMA N flange mounting
- Manual reset thermal protector
- 48NZ: 1/2" dia. X 1.5" long shaft with flat
- 56NZ: 5/8" dia. X 2.06" long shaft with flat
- Extended (ODE) Shaft with flats for manual jogging
- F1201 through F1205 (electrical switch)
- Ball bearings

HP	RPM	VOLTS	FRAME	CAT. NO.	MODEL NO.	STOCK	FORMER CAT NO.	FORMER MODEL NO.	LIST PRICE	MULT. SYMB.	F.L. AMPS	"C" DIM.	FOOT NOTES
1/3	1800	115/230	48NY	HG646	5KH39QN9508Y	★	F201	48C17F2000	\$286	F1	5.3/2.7	11.07	N,3,83
	1800	115/208-230	56NY	C1291	5KC46GN0075U	★			\$238	F1	5.8/2.8-2.9	12.00	
	1800	115/230	48NZ	F1201	48C17F11005	★			\$316	F1	6.2/3.1	10.31	E,2
1/2	1800/1500	115/208-230	56NY	C1292	5KC46JN0076U	★	F202	48C17F2001	\$314	F1	8.4/4.0-4.2	12.00	2,49,50
	1800	115/208-230	48NZ	F1202	48C17F11006	★			\$344	F1	8.0/3.8-4.0	10.56	E,2
3/4	1800	115/208-230	56NY	C1293	5KCR49PN0077U	★	F203	56C17F5356	\$371	F1	8.4/4.5-4.2	13.13	ES,1
	1800	115/208-230	48NZ	F1203	48C17F11007	★			\$401	F1	10.8/5.3-5.4	11.31	E,2
1	1800/1500	115/208-230	56NY	C1294	5KCR49UN0079U	★	F204	56C17F5357	\$416	F1	10.8/6.0-5.4	14.51	ES,1,50,83
	1800	115/230	56NZ	F1204	56C17F15537	★			\$446	F1	13.4/6.7	13.38	E,2
1 1/2	1800	115/208-230	56NY	C1295	5KCR49WN0295U	★	F205	56B17F5331	\$501	F1	14.5/7.1-7.3	14.51	ES,1,83
	1800	115/230	56NZ	F1205	56B17F15516	★			\$536	F1	15.2/7.6	14.38	E,1

Grain Stirring, Single Phase

TEFC, Rigid Base



Applications: Definite purpose for grain stirring systems inside grain bins.

- Features:**
- 1.15 Service Factor
 - Fully gasketed construction to keep grain dust out
 - 7/8" diameter shaft
 - Fan/Fan guard on shaft end keeps grain dust out of motor
 - Durable powder coat paint
 - Manual reset thermal protector
 - Ball bearings

HP	RPM	VOLTS	FRAME	CAT. NO.	MODEL NO.	STOCK	LIST PRICE	MULT. SYMB.	F.L. AMPS	"C" DIM.	FOOT NOTES
1 1/2	1800	115/208-230	56HZ	X902	56B17F5324		\$425	F1	15.2/8.2-7.6	13.21	1,5

Farm Duty, Capacitor Start

TEAO, Rigid Base - High Efficiency



Applications: Designed for demanding agricultural belt drive fan applications such as poultry house fans and barn exhaust fans. **Catalog X912 is Totally Enclosed Air Over and must be mounted within the airstream for proper cooling.**

- Features:**
- Capacitor start/capacitor run design for higher efficiency
 - Suitable for belted loads
 - Ball bearings
 - Continuous duty
 - Automatic reset thermal protector
 - Fully gasketed

HP	RPM	VOLTS	FRAME	CAT. NO.	MODEL NO.	STOCK	LIST PRICE	MULT. SYMB.	F.L. AMPS	"C" DIM.	FOOT NOTES
1/2	1725	115/230	56	X913	56B17T20	★	\$284	F1	4.6/2.3	10.47	
1	1725	115/230	56	X912	56B17T5303	★	\$371	F1	9.2/4.6	11.44	

Farm Duty, PSC

TEAO, Resilient Base - Thru Bolt - Variable Speed



Applications: Designed for demanding agricultural fan applications such as poultry houses and barn exhaust fans. Must be mounted within the airstream for proper cooling. Variable speed capabilities when used with a single phase speed control unit—NOT supplied by Marathon Electric. Super Variable speed motors, catalog X030, X031, and X032, are designed for lower temperature rise throughout a greater speed range.

- Features:**
- Ball bearings
 - Extended thru-bolts
 - Fully gasketed
 - 48/56 Frame mounting holes
 - Continuous duty
 - Automatic reset thermal protector
 - 1/2" dia. x 2-1/2" long shaft with two flats, 90° apart

HP	RPM	VOLTS	FRAME	CAT. NO.	MODEL NO.	STOCK	LIST PRICE	MULT. SYMB.	F.L. AMPS	"C" DIM.	FOOT NOTES
1/4	1625	115/230	48YZ	X030	48A17T118	★	\$203	F1	3.6/1.8	11.06	
	1625	115/230	48YZ	X024	48A17T2002	★	\$166	F1	3.2/1.6	10.09	
	1075	115/230	48YZ	X027	48A11T2021	★	\$180	F1	3.2/1.6	10.09	
1/3	1625	115/230	48YZ	X031	48A17T237	★	\$224	F1	3.8/1.9	11.81	
	1625	115/230	48YZ	X025	48A17T2003	★	\$184	F1	4.4/2.2	10.09	
	1075	115/230	48YZ	X028	48A11T2022	★	\$195	F1	4.2/2.1	10.84	
1/2	1625	115/230	48YZ	X032	48A17T119	★	\$247	F1	5.4/2.7	11.81	
	1625	115/230	48YZ	X026	48A17T2004	★	\$200	F1	6.0/3.0	10.84	
	1075	115/230	48YZ	X029	48A11T2023	★	\$209	F1	6.4/3.2	10.84	

Farm Duty / Agricultural

Single Phase, TEAO, Resilient Base-Thru Bolt



Features:

- Ball bearings
- Extended thru-bolts on X903, X904, P250, and P251
- 48Z Frame has 1/2" dia. x 2-1/2" long shaft with two flats
- 56Z Frame has 1/2" dia. x 1-7/8" long with 1-5/8" flat
- 48Y & 48YZ have 48/56 Fr. Mounting holes
- 1.0 Service Factor (except as noted)
- Thermal protection, as noted
- Fully Gasketed

HP	RPM	VOLTS	FRAME	OVER LOAD	CAT NO.	MODEL NO.	STOCK	FORMER CAT NO.	FORMER MODEL NO.	LIST PRICE	MULT. SYMB.	F.L. AMPS	"C" DIM.	FOOT NOTES
1/6	1800	115	48	AUTO	HG196	5KH32GN42S	*			\$189	F1	3.5	8.94	3
	1800	115	48	NONE	H195	5KH32GN42	*			\$184	F1	3.5	8.94	3
	1200	115	48	AUTO	H198	5KH35MN132S	*			\$283	F1	3.7	9.57	3
	1200	115	48	NONE	H197	5KH35MN132	*			\$273	F1	3.7	9.57	3
1/4	1800	115	48Z	AUTO	X1903	5KH32FNA499S	*	X903	48S17T2001	\$147	F1	5.1	9.68	3,9
	1800	115/208-230	48	AUTO	H649	5KHC39QN9575T	*			\$306	F1	3.0/1.6-1.5	10.40	3
	1800	115	48	AUTO	H135	5KH32FN3122S	*			\$200	F1	5.1	8.94	3
	1800	115/230	48Z	AUTO	P250	5KCP35KNB057S	*			\$194	F1	3.6/1.8	10.57	93
	1800	115	48	NONE	H134	5KH32FN3122	*			\$190	F1	5.1	8.94	3
	1800	230	48	AUTO	H277	5KH33KN20S	*			\$223	F1	2.3	9.19	3
	1800/1200	115	48	NONE	H203	5KH36PN106	*			\$233	F1	4.2/2.7	10.00	3
	1200	115	56	AUTO	H137	5KH49MN6057S	*			\$333	F1	5.6	10.48	3
	1200	115	56	NONE	H136	5KH49MN6057	*			\$324	F1	5.6	10.48	3
1/3	1800	115	48Z	AUTO	X1904	5KH33JNA500S	*	X904	48S17T2000	\$166	F1	6.2	9.93	3,9
	1800	115	48	AUTO	H139	5KH33JN3121S	*			\$237	F1	6.2	9.19	3
	1800	115	48	NONE	HG138	5KH33JN3121	*			\$227	F1	6.2	9.19	3
	1800	115/208-230	48	AUTO	HG648	5KHC39QN9581T	*			\$331	F1	4.1/2.1-2.0	10.40	3
	1800	230	48	NONE	HG140	5KH36NN37	*			\$238	F1	2.5	10.00	3
	1800	230	48	AUTO	HG141	5KH36NN37S	*			\$243	F1	2.5	10.00	3
	1200	115/230	56	AUTO	HG699	5KH49PN6056S	*			\$387	F1	7.0/3.5	11.48	3
	1200	115/230	56	NONE	HG142	5KH49PN6056	*			\$376	F1	7.0/3.5	11.48	3
1/2	1800	115/208-230	56	AUTO	H247	5KH42JN0328S	*	X900	56S17T2002	\$225	F1	8.0/4.0-4.0	10.05	3
	1200	115/230	48Z	AUTO	P251	5KCP36NNB059S	*			\$250	F1	7.2/3.6	11.0	93
	1800	115/208-230	56	NONE	H276	5KH42JN0328	*			\$318	F1	8.0/4.0-4.0	10.05	3
	1800	115/208-230	56	AUTO	H647	5KHC39QN9584X	*			\$351	F1	5.2/2.7-2.6	10.05	3
	1800	115	56	NONE	HG143	5KH42GN0337	*			\$302	F1	8.0	10.05	3,19
	900	208-230	56Y	AUTO	F781	5KCP49UN9838S	*			\$290	F1	3.7-3.6	11.91	93
	900	208-230	56Y	AUTO	F780	5KCP49UN9837S	*			\$284	F1	3.7-3.6	11.91	93
3/4	1800	115/208-230	56	AUTO	C1314	5KCR49PN0492S	*	X905	56C17T5301	\$291	F1	7.0/3.8-3.5	11.38	2,50,55,111
	1800	115/208-230	56	AUTO	C1303	5KCR46NN0264T	*			\$372	F1	8.2/4.0-4.1	10.78	2,19
1	1800	115/208-230	56	AUTO	C1315	5KCR49SN0493S	*	X906	56C17T5302	\$341	F1	10.6/5.5-5.3	11.85	2,111
	1800	115/208-230	56	AUTO	C1302	5KCR49SN0042S	*			\$390	F1	9.6/5.2-4.8	11.91	2,50,55,111
1 1/2	1800	115/208-230	56	AUTO	C1909	5KCR49ZN0785S	*	X908	56B17T5302	\$401	F1	14.0/7.2-7.0	13.96	2,50,55,111

DEFINITE PURPOSE

Crop Dryer, Single Phase

Drip-proof/Air Over, Rigid Base

Applications: Crop dryers with air over/fan on shaft designs.

- Features:**
- Double sealed ball bearings
 - Continuous duty
 - Class F insulation system
 - Thermostats for thermal overload protection (auto reset protector on Z304)
 - 34" long leads for ease of installation
 - Keyed shafts with 1/4"-20 UNC tapped hole in end
 - Capacitors included, shipped loose on catalog Z307 and Z308, mounted on all other models
 - Extra nameplate included, loose, for remote mounting

HP	RPM	VOLTS	FRAME	OVER LOAD	CAT. NO.	MODEL NO.	STOCK	LIST PRICE	MULT. SYMB.	F.L. AMPS	"C" DIM.	FOOT NOTES
3-4.5	3600	230	145TZ	AUTO	Z304	145TBDR5309	★	\$568	S1	13.0-19.0	13.74	1
3-5	3600	230	182TZ	TSTAT	Z1309	182TCDW7013		\$683	S1	15.8-25.3	15.00	2
5-7.5	3600	230	184TZ	TSTAT	Z305	184TCDR7615	★	\$832	S1	27.0-36.3	14.50	d,2
	3600	230	184TZ	TSTAT	Z1305	184TCDW7615	★	\$832	S1	27.2-35.0	15.88	2
7-10	3600	230	184TZ	TSTAT	Z307	184TBDR7009	★	\$1,047	S1	28.0-42.0	16.00	d,1
	3600	230	184TZ	TSTAT	Z1307	184TBDW7009	★	\$1,047	S1	31.0-42.0	15.88	1
7.5-10	3600	230	184TZ	TSTAT	Z1313	184TBDW7324		\$1,047	S1	30.0-42.0	16.43	1
7.5-10.5	3600	230	215TZ	TSTAT	Z314	215TCDW7012		\$1,224	S1	37.0-49.5	19.16	2
7-9	3600	230	184TZ	TSTAT	Z306	184TCDR7617	★	\$939	S1	36.0-45.0	15.50	d,2
	3600	230	184TZ	TSTAT	Z1306	184TCDW7617	★	\$939	S1	36.5-46.0	14.88	2
10-15	3600	230	215TZ	TSTAT	Z315	215TBDW7013		\$1,409	S1	39.5-61.5	20.42	1
	3600	230	215TZ	TSTAT	Z308	215TCDW7003	★	\$1,409	S1	46.0-71.0	18.16	2

DEFINITE PURPOSE

Crop Dryer, Three Phase

Drip-proof/Air Over, Rigid Base

Applications: Crop dryers with air over/fan on shaft designs where three phase power is available.

- Features:**
- Ball bearings
 - Thermostats for thermal overload protection
 - 34" long leads exit elbow connector in bracket
 - Keyed shafts with 1/4"-20 UNC tapped hole in end
 - Extra nameplate included, loose, for remote mounting
 - Continuous duty
 - Class F insulation

HP	RPM	VOLTS	FRAME	CAT. NO.	MODEL NO.	STOCK	LIST PRICE	MULT. SYMB.	F.L. AMPS @ LOW SPEED	"C" DIM.	FOOT NOTES
5-7	3600	208-220/440	184TZ	Y302	184TTDR7611	★	\$697	E6	17.0-17.0/8.5	13.71	d
	3600	208-220/440	184TZ	Y1302	184TTDW7611		\$697	E6	17.0-17.0/8.5	16.91	13
7-10	3600	208-220/440	184TZ	Y303	184TTDR7612	★	\$739	E6	28.0-27.0/13.5	14.22	d
	3600	208-220/440	184TZ	Y1303	184TTDW7612	★	\$739	E6	20.0-19.2/9.6	16.91	13
10-15	3600	208-220/440	215TZ	Y304	215TTDW7301	★	\$975	E6	28-26.1/13.1	17.41	

Farm Duty / Agricultural

Single Phase, TEAO, Direct Drive-Thru Bolt



Features:

- Economical split phase design
- X909 has 1/2" diameter x 1.5" long shaft with flat
- X910 and X911 have 1/2" dia. X 2-1/2" long shaft with two flats, 90 degrees apart
- Thermal protection, as noted
- Ball bearings
- Fully gasketed

Single Speed

HP	RPM	VOLTS	FRAME	OVER LOAD	CAT NO.	MODEL NO.	STOCK	LIST PRICE	MULT. SYMB.	F.L. AMPS	"C" DIM.	FOOT NOTES
1/4	1800	115	48Y	MANUAL	X909	48S17T2004	*	\$145	F1	4.0	7.62	3,59

Two Speed

HP	RPM	VOLTS	FRAME	OVER LOAD	CAT NO.	MODEL NO.	STOCK	LIST PRICE	MULT. SYMB.	F.L. AMPS	"C" DIM.	FOOT NOTES
1/4	1800/1200	115	48YZ	AUTO	X910	48S17T366	*	\$188	F1	4.1/2.5	11.09	3,59
1/3	1800/1200	115	48YZ	AUTO	X911	48S17T365	*	\$236	F1	5.3/2.9	11.34	3,59

DEFINITE PURPOSE

Incubator/Hatchery Vent Fan

Single Phase (PSC), TEAO, Thru-Bolt

HP	RPM	VOLTS	FRAME	CAT. NO.	MODEL NO.	STOCK	LIST PRICE	MULT. SYMB.	F.L. AMPS	"C" DIM.	FOOT NOTES
1/3	1800	115/230	48Z	P239	5KCP33GNA471S	*	\$327	F1	4.0/2.0	10.18	


Center Pivot Irrigation

Three Phase, TEFC, C-Face footless

HP	RPM	VOLTS	FRAME	CAT. NO.	MODEL NO.	STOCK	LIST PRICE	MULT. SYMB.	F.L. AMPS	"C" DIM.	FOOT NOTES
1	1800/1500	460/380	56C	K1476	5K49JN4051T	*	\$359	F1	2.0/2.1	12.08	50
1 1/2	1800/1500	460/380	56C	K1438	5K49NN4052T	*	\$406	F1	2.4/2.7	12.08	50

PowerWash™ XT Washdown Duty, Single Phase

White Epoxy, Totally Enclosed



Features:

- Encapsulated electronic starting switch is impervious to moisture
- Capacitor start induction run design for high starting torque unless otherwise noted
- Class F insulation
- 1.15 Service Factor
- Double sealed ball bearings
- 303 Stainless steel shaft with spring loaded contact seals in each endshield
- Stainless steel conduit box cover, nameplate, fan guard (TEFC) and hardware
- Cast oversized conduit box with high temperature Nitrile gaskets and threaded entrance
- Plugged drain holes in each endshield for all angle mounting
- Internal corrosion resistant coatings on frame, base, endshields, rotor and stator
- USDA-approved, white epoxy RUST-OLEUM® paint
- UL Recognized, CSA Certified and CE Mark

C-Face Footless

HP	RPM	VOLTS	FRAME	CAT NO.	MODEL NO.	STOCK	LIST PRICE	MULT. SYMB.	F.L. AMPS	"C" DIM.	FOOT NOTES
1/3	1800	115/208-230	56C	N531	56C17W5326	★	\$424	F3	6.4/3.2-3.2	10.69	
1/2	3600	115/208-230	56C	N532	56C34W5302	★	\$424	F3	7.6/4.0-3.8	10.69	
	1800	115/208-230	56C	N523	56C17W5327	★	\$435	F3	8.8/4.4-4.4	11.19	
3/4	3600	115/208-230	56C	N524	56C34W5303		\$427	F3	10.0/5.2-5.0	11.69	
	1800	115/208-230	56C	N525	56C17W5328	★	\$503	F3	10.8/5.4-5.4	11.69	
1	3600	115/208-230	56C	N526	56C34W5304		\$429	F3	12.0/6.2-6.0	12.19	
	1800	115/208-230	56C	N527	56C17W5329	★	\$570	F3	12.8/6.4-6.4	12.19	
1 1/2	3600	115/208-230	56C	N528	56C34W5305		\$633	F3	17.0/8.5-8.5	12.69	
	1800	115/208-230	56C	N529	56C17W5330	★	\$730	F3	19.0/9.5-9.5	13.69	


C-Face Footed (Rigid Base)

HP	RPM	VOLTS	FRAME	CAT NO.	MODEL NO.	STOCK	LIST PRICE	MULT. SYMB.	F.L. AMPS	"C" DIM.	FOOT NOTES
1/3	1800	115/208-230	56C	N557	56C17W5331	★	\$427	F3	6.4/3.2-3.2	10.69	
1/2	3600	115/208-230	56C	N558	56C34W5307	★	\$427	F3	7.6/4.0-3.8	10.69	
	1800	115/208-230	56C	C1285	5KC46JN0722	★	\$441	F3	8.8/4.6-4.4	11.19	d,19
	1800	115/208-230	56C	N559	56C17W5332	★	\$441	F3	8.8/4.4-4.4	11.19	
3/4	3600	115/208-230	56C	N540	56C34W5308	★	\$431	F3	10.0/5.2-5.0	11.69	
	1800	115/208-230	56C	C1286	5KC47NN0723	★	\$500	F3	10.8/5.6-5.4	12.19	d,19
	1800	115/208-230	56C	N541	56C17W5333	★	\$500	F3	10.8/5.4-5.4	11.69	
1	3600	115/208-230	56C	C1287	5KC49NN2514	★	\$433	F3	12/6.2-6.0	12.19	d,19
	3600	115/208-230	56C	N542	56C34W5309	★	\$433	F3	12.0/6.2-6.0	12.19	
	1800	115/208-230	56C	C1288	5KC49QN0724	★	\$575	F3	12.8/6.6-6.4	12.69	d
	1800	115/208-230	56C	N543	56C17W5334	★	\$575	F3	12.8/6.4-6.4	12.19	
1 1/2	3600	115/208-230	56C	C1289	5KC49RN2513	★	\$634	F3	17/8.8-8.5	12.69	d
	3600	115/208-230	56C	N544	56C34W5310	★	\$634	F3	17.0/8.5-8.5	12.69	
	1800	115/208-230	56C	C1290	5KCR48QN0725	★	\$734	F3	17.2/8.8-8.6	13.69	d,1
	1800	115/208-230	56HC	N545	56C17W5335	★	\$734	F3	19.0/9.5-9.5	13.69	d,5

WASHDOWN DUTY

PowerWash™ XT Washdown Duty, Three Phase

White Epoxy, Totally Enclosed



Features:

IP55



- 10:1 Variable torque, Constant torque speed range as listed below
- MAX GUARD® Class F insulation system
- 1.15 Service Factor on sinewave, 1.0 Service Factor on IGBT power
- Double sealed ball bearings
- 303 Stainless steel shaft with spring loaded contact seals in each endshield (Drive end only on TENV motors)
- Stainless steel conduit box cover, nameplate, fan guard (TEFC only) and hardware
- Cast oversized conduit box with high temperature nitrile gaskets and threaded entrance
- Plugged drain holes in each endshield for all angle mounting
- Internal corrosion resistant coatings on frame, base, endshields, rotor and stator
- USDA-approved, white epoxy RUST-OLEUM® paint
- UL Recognized, CSA Certified and CE Mark

Rigid Base

HP	RPM	VOLTS	FRAME	CAT. NO.	MODEL NO.	STOCK	CT SPEED RANGE*	LIST PRICE	MULT. SYMB.	NOM. EFF.	F.L. AMPS	"C" DIM.	FOOT NOTES
1/3	1800	208-230/460	56	E286	5KS49HN4595	★	10:1	\$419	F3	75.5	1.2-1.6/8	9.68	ES,N,20,50
1/2	1800	208-230/460	56	EG287	5KS49MN4608	★	10:1	\$430	F3	77.0	1.7-1.8/9	10.18	d,ES,N,19,50
	1800	208-230/460	56	N322	56T17W5344	★	10:1	\$430	F3	74.0	2.0-2.0/1.0	10.81	V
3/4	1800	208-230/460	56	E288	5KS49PN4591	★	10:1	\$458	F3	80.0	2.5-2.8/1.4	10.18	d,ES,N,19,50
	1800	208-230/460	56	N320	56T17W5340	★	10:1	\$458	F3	77.0	2.8-2.8/1.4	10.81	V
1	1800	208-230/460	56	N309	56T17V5346	★	1000:1	\$481	F3	80.0	3.2-3.2/1.6	11.18	N
	1800	208-230/460	143T	E290	5KS49UN8382	★	10:1	\$525	F3	82.5	3.2-3.2/1.6	12.12	d,N,50
	1800	208-230/460	143T	N310	143TTVR5329	★	1000:1	\$525	F3	82.5	3.2-3.2/1.6	11.62	N
	1200	208-230/460	145T	K2051	5KE49UN8405	★	10:1	\$707	F3	80.0	3.6-4.2/2.1	13.25	50
1 1/2	1800	208-230/460	145T	K2052	5KE49TN8380	★	10:1	\$527	F3	84.0	4.4-5.3/2.65	12.75	d,50
	1800	208-230/460	145T	N321	145TTWR4029	★	10:1	\$527	F3	84.0	4.2-4.2/2.1	13.12	V
2	1800	208-230/460	145T	K2053	5KE48WN8366	★	10:1	\$655	F3	84.0	6-5.6/2.8	13.75	d,50
	1800	208-230/460	145T	N312	145TTWR4027	★	10:1	\$655	F3	84.0	6.5-6.2/3.1	13.25	V
3	1800	208-230/460	56HZ	N313	56T17W5328	★	10:1	\$661	F3	82.5	8.6-8.6/4.3	14.25	d,V,Z,5,17
	1800	208-230/460	182T	N1314	182TTWW4027	★	10:1	\$866	F3	87.5	8.2-8.2/4.1	13.97	V
5	3600	208-230/460	184T	N1315	184TTWW4004	★	10:1	\$1,090	F3	87.5	13.0-13.0/6.5	14.46	V
	1800	208-230/460	184T	N1316	184TTWW4027	★	10:1	\$990	F3	87.5	13.0-13.0/6.5	14.97	V
7 1/2	3600	208-230/460	184T	N1317	184TTWW4003	★	10:1	\$1,376	F3	88.5	17.6-16.8/8.4	15.96	V
	1800	208-230/460	213T	N318	213TTWR4027	★	10:1	\$1,236	F3	89.5	20.4-20.4/10.2	17.71	V
10	1800	208-230/460	215T	N319	215TTWR4027	★	10:1	\$1,479	F3	89.5	26.0-26.0/13.0	18.71	d,V

* Requires nameplate modification Catalog numbers (Cat No.) highlighted in bold blue have efficiency levels that meet or exceed U.S. EPA and/or NRC Canadian standards.

Continued on next page.

WASHDOWN DUTY

PowerWash™ XT Washdown Duty, Three Phase

White Epoxy, Totally Enclosed

C-Face Footless

HP	RPM	VOLTS	FRAME	CAT. NO.	MODEL NO.	STOCK	CT SPEED RANGE*	LIST PRICE	MULT. SYMB.	NOM. EFF.	F.L. AMPS	"C" DIM.	FOOT NOTES
1/4	1800	208-230/460	56C	N640	56T17V5326	★	1000:1	\$408	F3	68.0	1.1-1.1/55	9.56	N
1/3	1800	208-230/460	56C	N641	56T17V5327	★	1000:1	\$433	F3	72.0	1.3-1.3/65	9.56	d,N
1/2	1800	208-230/460	56C	E294	5KS49MN4583	★	10:1	\$447	F3	78.5	1.7-1.8/0.9	10.56	d,ES,N,19,50
	1800	208-230/460	56C	N642	56T17V5328	★	1000:1	\$447	F3	78.5	1.8-1.8/9	10.06	N
3/4	3600	208-230/460	56C	N643	56T34V5301	★	1000:1	\$451	F3	75.5	2.6-2.4/1.2	10.06	N
	1800	208-230/460	56C	E295	5KS49PN4588	★	10:1	\$517	F3	80.0	2.5-2.8/1.4	10.56	d,ES,N,19,50
	1800	208-230/460	56C	N644	56T17V5329	★	1000:1	\$517	F3	80.0	2.5-2.5/1.25	10.56	N
1	3600	208-230/460	56C	N645	56T34V5302	★	1000:1	\$527	F3	78.5	2.8-2.6/1.3	11.56	N
	1800	208-230/460	56C	E296	5KS49UN4584	★	10:1	\$539	F3	82.5	3.2-3.2/1.6	11.06	d,ES,N,50
	1800	208-230/460	56C	N646	56T17V5330	★	1000:1	\$539	F3	80.0	3.2-3.2/1.6	11.56	N
	1800	208-230/460	56C	K2068	5KE49TN4592	★	10:1	\$553	F3	84.0	4.4-5.3/2.65	13.19	50
	1800	208-230/460	145TC	K2055	5KE49TN8378	★	10:1	\$566	F3	84.0	4.4-5.3/2.65	13.25	50
	1800	208-230/460	145TC	EG297	5KS49UN8379	★	10:1	\$539	F3	82.5	3.2-3.2/1.6	12.12	d,ES,N,50
	1800	208-230/460	143TC	N647	143TTVR5326	★	1000:1	\$539	F3	80.0	3.2-3.2/1.6	11.75	N
1 1/2	3600	208-230/460	56C	N648	56T34V5303		1000:1	\$558	F3	80.0	4.2-3.8/1.9	12.56	N
	1800	208-230/460	56C	N649	56T17V5331	★	1000:1	\$562	F3	84.0	4.2-4.2/2.1	13.06	N
	1800	208-230/460	143TC	N650	143TTVR5327	★	1000:1	\$562	F3	84.0	4.2-4.2/2.1	13.25	N
2	3600	208-230/460	56C	N651	56T34V5304	★	1000:1	\$639	F3	82.5	5.6-5.0/2.5	13.06	N
	3600	208-230/460	145TC	N652	145TTVR5301		1000:1	\$639	F3	82.5	5.6-5.0/2.5	13.25	N
	1800	208-230/460	56C	N653	56T17V5326	★	10:1	\$655	F3	81.5	6.2-6.2/3.1	12.69	V
	1800	208-230/460	56C	K2066	5KE48WN4593	★	10:1	\$596	F3	84.0	6-5.6/2.8	13.69	50
	1800	208-230/460	145TC	K2056	5KE48WN8364	★	10:1	\$609	F3	84.0	6-5.6/2.8	13.75	50
	1800	208-230/460	145TC	N654	145TTWR5326	★	10:1	\$655	F3	81.5	6.2-6.2/3.1	12.75	V
3	3600	208-230/460	145TC	N655	145TTWR5301	★	10:1	\$780	F3	80.0	8.4-7.6/3.8	13.25	V
	1800	208-230/460	182TC	N1656	182TTWW7026	★	10:1	\$858	F3	82.5	9.0-9.0/4.5	14.47	V
5	3600	208-230/460	184TC	N1657	184TTWW7001	★	10:1	\$1,088	F3	85.5	13.6-12.4/6.2	14.47	V
	1800	208-230/460	184TC	N1658	184TTWW7026	★	10:1	\$972	F3	82.5	14.0-13.2/6.6	14.47	V
7 1/2	3600	208-230/460	213TC	N659	213TTWR7001	★	10:1	\$1,349	F3	86.5	19.6-18.4/9.2	15.47	d,V
	1800	208-230/460	213TC	N660	213TTWR7026	★	10:1	\$1,235	F3	89.5	24.0-22.0/11.0	17.71	V
10	1800	208-230/460	215TC	N661	215TTWR7026	★	10:1	\$1,402	F3	89.5	29.0-28.0/14.0	18.71	V

* Requires nameplate modification

Catalog numbers (Cat No.) highlighted in bold blue have efficiency levels that meet or exceed U.S. EPA and/or NRC Canadian standards.

Continued on next page.

WASHDOWN DUTY

PowerWash™ XT Washdown Duty, Three Phase

White Epoxy, Totally Enclosed

C-Face Footed (Rigid Base)

Same features as shown on page 74

HP	RPM	VOLTS	FRAME	CAT. NO.	MODEL NO.	STOCK	CT SPEED RANGE*	LIST PRICE	MULT. SYMB.	NOM. EFF.	F.L. AMPS	"C" DIM.	FOOT NOTES
1/4	1800	208-230/460	56C	N564	56T17V5332	★	1000:1	\$410	F3	68.0	1.1-1.1/55	10.08	N
	1800	575	56C	N620	56T17W5333	★	10:1	\$410	F3	68.0	0.44	10.69	d,V
1/3	1800	208-230/460	56C	N628	56T17W5334	★	10:1	\$450	F3	68.0	1.7-1.7/85	10.69	
	1800	575	56C	N621	56T17W5335	★	10:1	\$450	F3	68.0	0.68	10.69	V
1/2	3600	208-230/460	56C	EG302	5KS49KN2516		10:1	\$409	F3	82.5	1.7-1.6/0.8	10.58	ES,N,19,50
	3600	208-230/460	56C	N566	56T34V5305	★	1000:1	\$409	F3	76.0	1.7-1.6/8	10.58	N
	1800	208-230/460	56C	EG303	5KS42MN4590	★	10:1	\$458	F3	78.5	1.7-1.8/0.9	10.58	d,ES,N,19,50
	1800	208-230/460	56C	N567	56T17V5336	★	1000:1	\$458	F3	78.5	1.8-1.8/9	10.06	N
	1800	575	56C	EG304	5KS49KN4596	★	10:1	\$458	F3	78.5	0.72	10.08	d,ES,N,19
	1800	575	56C	N622	56T17V5337	★	1000:1	\$458	F3	78.5	0.80	10.08	d,N
	1200	208-230/460	56C	N568	56T11V5376	★	1000:1	\$572	F3	77.0	2.3-2.3/1.15	11.56	N
3/4	3600	208-230/460	56C	EG305	5KS49NN2512	★	10:1	\$449	F3	84.0	2.6-2.4/1.2	11.08	d,ES,N,19,50
	3600	208-230/460	56C	N569	56T34V5306	★	1000:1	\$449	F3	75.5	2.6-2.4/1.2	10.08	N
	1800	208-230/460	56C	EG306	5KS49PN4589	★	10:1	\$530	F3	80.0	2.5-2.8/1.4	11.08	d,ES,N,19,50
	1800	208-230/460	56C	N599	56T17V5338		1000:1	\$530	F3	80.0	2.5-2.5/1.25	10.56	N
	1800	575	56C	EG307	5KS49PN4602	★	10:1	\$530	F3	81.0	1.0	10.58	d,ES,N,19
	1800	575	56C	N623	56T17W5339		10:1	\$530	F3	77.0	1.12	11.19V	
	1200	208-230/460	56C	N600	56T11V5377	★	1000:1	\$622	F3	78.5	3.0-3.0/1.5	13.06	N,5
1	3600	208-230/460	56C	EG308	5KS49TN2511	★	10:1	\$525	F3	85.5	3.2-2.8/1.4	12.08	d,ES,N,19,50
	3600	208-230/460	56C	N601	56T34V5307	★	1000:1	\$525	F3	78.5	2.8-2.6/1.3	11.56	N
	1800	208-230/460	56C	EG309	5KS49UN4585	★	10:1	\$553	F3	82.5	3.2-3.2/1.6	12.08	d,ES,N,50
	1800	208-230/460	56C	N602	56T17V5340	★	1000:1	\$553	F3	80.0	3.2-3.2/1.6	11.58	N
	1800	575	56C	EG311	5KS49UN4598	★	10:1	\$553	F3	82.5	1.2	12.08	d,ES,N
	1800	575	56C	N627	56T17W5341	★	10:1	\$553	F3	77.0	1.5	11.69	V
	1800	208-230/460	145TC	EG310	5KS49UN8385	★	10:1	\$553	F3	82.5	3.2-3.2/1.6	12.08	d,ES,N,50
	1800	208-230/460	143TC	N626	143TTWR4028	★	10:1	\$553	F3	82.5	3.2-3.1/1.55	13.25	V
1200	208-230/460	56HC	N604	56T11W5377	★	10:1	\$667	F3	78.5	4.0-4.0/2.0	13.06	5,V	
1 1/2	3600	208-230/460	56C	EG312	5KS46PN2515	★	10:1	\$580	F3	82.5	4.4-4.0/2.0	12.19	d,ES,50
	3600	208-230/460	56C	N605	56T34V5308	★	1000:1	\$580	F3	80.0	4.2-3.8/1.9	12.56	N
	1800	208-230/460	56C	K2067	5KE49TN4597	★	10:1	\$577	F3	84.0	4.4-5.3/2.65	13.19	d,50
	1800	208-230/460	56C	N606	56T17V5342	★	1000:1	\$577	F3	84.0	4.2-4.2/2.1	13.06	N
	1800	208-230/460	145TC	K2058	5KE49TN8390	★	10:1	\$577	F3	84.0	4.4-5.3/2.65	13.25	d
	1800	208-230/460	145TC	N607	145TTVR5326	★	1000:1	\$577	F3	84.0	4.2-4.2/2.1	13.12	N
	1800	575	145TC	K2059	5KE49TN8398	★	10:1	\$574	F3	84.0	1.75	13.25	d
	1200	208-230/460	56HC	N608	56T11W5378	★	10:1	\$704	F3	77.0	5.7-5.7/2.85	14.18	5,V
2	3600	208-230/460	56HC	N609	56T34V5309	★	1000:1	\$644	F3	82.5	5.6-5.0/2.5	13.06	NV,5,17
	3600	208-230/460	145TC	K2060	5KE49TN8389	★	10:1	\$714	F3	84.0	5.6-5.2/2.6	13.25	d,50
	3600	208-230/460	145TC	N610	145TTVR5302	★	10:1	\$714	F3	84.0	5.6-5.0/2.5	13.12	N
	1800	208-230/460	56C	K2065	5KE48WN4586	★	10:1	\$662	F3	84.0	6.0-5.6/2.8	13.69	d,50
	1800	208-230/460	56C	N611	56T17W5327	★	10:1	\$662	F3	81.5	6.2-6.2/3.1	12.69	V
	1800	575	145TC	K2062	5KE48WN8388	★	10:1	\$620	F3	84.0	2.25	13.75	d
	1800	208-230/460	145TC	K2061	5KE48WN8369	★	10:1	\$714	F3	84.0	6.0-5.6/2.8	13.75	d,50
1800	208-230/460	145TC	N612	145TTWR4026	★	10:1	\$714	F3	84.0	6.0-5.6/2.8	13.75	V	
3	3600	230/460	145TC	K2063	5KE49WN8383	★	10:1	\$842	F3	85.5	7.6/3.8	13.75	d,50
	3600	208-230/460	145TC	N613	145TTWR4001	★	10:1	\$842	F3	85.5	8.4-7.6/3.8	13.75	V
	1800	208-230/460	182TC	N1614	182TTWW4026	★	10:1	\$939	F3	87.5	8.2-8.2/4.1	14.47	V
5	3600	208-230/460	184TC	N1615	184TTWW4001	★	10:1	\$1,175	F3	87.5	12.8-12.0/6.0	14.47	V
	1800	208-230/460	184TC	N1616	184TTWW4026	★	10:1	\$1,061	F3	87.5	13.8-13.0/6.5	14.97	V
7 1/2	3600	208-230/460	213TC	N617	213TTWR4002	★	10:1	\$1,459	F3	88.5	17.6-16.8/8.4	17.47	V
	1800	208-230/460	213TC	N618	213TTWR4026	★	10:1	\$1,345	F3	89.5	24.0-22.0/11.0	17.71	V
10	1800	208-230/460	215TC	N619	215TTWR4026	★	10:1	\$1,529	F3	89.5	29.0-28.0/14.0	18.71	V

* Requires nameplate modification

Catalog numbers (Cat No.) highlighted in bold blue have efficiency levels that meet or exceed U.S. EPAct and/or NRCAN Canadian standards.

WASHDOWN DUTY

PowerWash™ SXT Washdown Duty, Three Phase

All Stainless Steel, Totally Enclosed



Features:

- Suitable for use on VFD 10:1 Variable torque, 10:1 (TEFC) or 1000:1 (TENV) Constant Torque
- MAX GUARD® Class F insulation system
- 1.15 Service Factor on sinewave, 1.0 Service Factor on IGBT power
- Double sealed ball bearings
- 303 stainless steel shaft with springloaded contact seals in each end. (Drive end only on TENV)
- 300 Series Stainless steel external construction: frame, endshields, conduit box, mounting base and hardware for superior corrosion resistance
- Internal corrosion resistant coatings on frame, base, endshields, rotor and stator
- 100% Paint-free construction
- One way condensation drains in each endshield and conduit box for all angle mounting
- Nitrile Buna - N gaskets and seals on conduit box, through bolts and endshields
- Rated 60/50 hertz, 190/380 volt at next lower horsepower
- Nameplate information laser etched on frame
- UL Recognized, CSA Certified and CE Mark

C-Face Footless

HP	RPM	VOLTS	FRAME	CAT. NO.	MODEL NO.	STOCK	LIST PRICE	MULT. SYMB.	NOM. EFF.	F.L. AMPS	"C" DIM.	FOOT NOTES
1/3	1800	208-230/460	56C	N430	56T17VD5329	★	\$479	F3	78.5	1.2-1.3/65	9.40	N
1/2	1800	208-230/460	56C	N431	56T17VD5330	★	\$491	F3	81.5	1.5-1.6/1.8	9.40	N
3/4	1800	208-230/460	56C	N432	56T17VD5331	★	\$571	F3	82.5	2.4-2.3/1.15	9.40	N
1	1800	208-230/460	56C	N433	56T17WD5330	★	\$595	F3	82.5	3.2-3/1.5	13.40	
	1800	208-230/460	143TC	N434	143TTWD5527	★	\$613	F3	82.5	3.2-3/1.5	13.87	
1 1/2	1800	208-230/460	56C	N435	56T17WD5331	★	\$621	F3	84.0	5.8-5.4/4.4	13.40	
2	1800	208-230/460	56C	N437	56T17WD5332	★	\$709	F3	84.0	6.2-5.8/2.9	13.40	
	1800	208-230/460	145TC	N438	145TTWD5528	★	\$729	F3	84.0	6.2-5.8/2.9	13.87	

Catalog numbers (Cat No.) highlighted in bold blue have efficiency levels that meet or exceed U.S. EPAAct and/or NRCAN Canadian standards.

WASHDOWN DUTY

C-Face Footed (Rigid Base)

HP	RPM	VOLTS	FRAME	CAT. NO.	MODEL NO.	STOCK	LIST PRICE	MULT. SYMB.	NOM. EFF.	F.L. AMPS	"C" DIM.	FOOT NOTES
1/3	3600	208-230/460	56C	N450	56T34VD5301	★	\$431	F3	74.0	1.1-1.0/0.5	9.40	d,N
	1800	208-230/460	56C	N410	56T17VD5326	★	\$482	F3	78.5	1.2-1.3/65	9.40	N
1/2	3600	208-230/460	56C	N451	56T34VD5302	★	\$441	F3	77.0	1.6-1.5/75	9.40	N
	1800	208-230/460	56C	N411	56T17VD5328	★	\$496	F3	81.5	1.5-1.6/8	9.40	N
3/4	3600	208-230/460	56C	N452	56T34VD5303	★	\$484	F3	78.5	2.2-2.0/1.0	9.40	d,N
	1800	208-230/460	56C	N412	56T17VD5327	★	\$573	F3	82.5	2.4-2.3/1.15	12.06	N
1	3600	208-230/460	56C	N453	56T34WD5301		\$569	F3	80.0	2.9-2.6/1.3	13.40	5
	3600	208-230/460	143TC	N454	143TTWD4001	★	\$611	F3	80.0	2.9-2.6/1.3	13.87	
	1800	208-230/460	56C	N413	56T17WD5326	★	\$597	F3	82.5	3.2-3.0/1.5	12.13	5
	1800	208-230/460	143TC	N414	143TTWD4026	★	\$642	F3	82.5	3.2-3.0/1.5	13.69	
1 1/2	3600	208-230/460	56C	N455	56T34WD5302	★	\$627	F3	82.5	4.2-3.8/1.9	13.40	5
	3600	208-230/460	143TC	N456	143TTWD4002	★	\$675	F3	82.5	4.2-3.8/1.9	13.87	
	1800	208-230/460	56C	N415	56T17WD5329	★	\$623	F3	84.0	5.0-4.8/2.4	14.25	5
2	3600	208-230/460	56C	N457	56T34WD5303	★	\$695	F3	84.0	5.6-5.0/2.5	13.40	5
	3600	208-230/460	145TC	N458	145TTWD4001		\$809	F3	84.0	5.6-5.0/2.5	13.87	
	1800	208-230/460	56C	N417	56T17WD5328	★	\$711	F3	84.0	6.2-5.8/2.9	14.25	5
	1800	208-230/460	145TC	N418	145TTWD4029	★	\$793	F3	84.0	6.2-5.8/2.9	13.69	

Catalog numbers (Cat No.) highlighted in bold blue have efficiency levels that meet or exceed U.S. EPAAct and/or NRCAN Canadian standards.

PowerWash™ SXT-Plus Washdown Duty, Three Phase

Stainless/BISSC, Totally Enclosed



Features:

- Suitable for use on VFD, 10:1 Variable torque, 10:1 (TEFC) or 1000:1 (TENV) Constant Torque, 1.0 Service Factor
- MAX GUARD® Class F insulation system
- 1.15 Service Factor on sinewave, 1.0 Service Factor on IGBT power
- Double sealed ball bearings with moisture resistant, high temperature grease
- 300 Series Stainless steel external construction: frame, endshields, shaft, conduit box, mounting base and hardware for superior corrosion resistance
- Fully coated interior to guard against moisture and corrosion
- 100% Paint-free construction
- Viton® o-rings, shaft seals, and gaskets for superior sealing against chemicals
- Hydrophic breather in OP endshield and conduit box equalize air pressure
- Nameplate information laser etched on frame
- BISSC Certified for baking industry
- UL Recognized, CSA Certified and CE Mark



C-Face Footed (Rigid Base)

HP	RPM	VOLTS	FRAME	CAT. NO.	MODEL NO.	STOCK	LIST PRICE	MULT. SYMB.	NOM. EFF.	F.L. AMPS	"C" DIM.	FOOT NOTES
1/2	1800	208-230/460	56HC	N400	56T17V5347	★	\$904	F3	78.0	1.6-1.6/8	12.54	d,N,5
3/4	1800	208-230/460	56HC	N401	56T17V5348	★	\$938	F3	83.6	2.4-2.3/1.15	11.71	N,5
1	1800	208-230/460	56HC	N402	56T17V5349	★	\$960	F3	82.0	2.4-2.3/1.15	13.54	N,5
	1800	208-230/460	143TC	N403	143TTVD5326	★	\$960	F3	82.0	3.1-3.0/1.5	13.61	d,N,5
1 1/2	1800	208-230/460	145TC	N404	145TTWD4026		\$960	F3	84.0	4.5-4.4/2.2	14.25	
2	1800	208-230/460	145TC	N405	145TTWD4027	★	\$1,193	F3	84.0	6.0-6.0/3.0	14.25	
3	1800	208-230/460	182TC	N406	182TTWD14031	★	\$1,433	F3	87.5	8.8-8.2/4.1	14.87	
5	1800	208-230/460	184TC	N407	184TTWD14031	★	\$1,634	F3	87.5	13.8-13.0/6.5	15.37	
7 1/2	1800	208-230/460	213TC	N408	213TTWD14031	★	\$2,445	F3	89.5	20.4-22.0/11.0	18.69	
10	1800	208-230/460	215TC	N409	215TTWD14031	★	\$2,518	F3	89.5	29.0-28.0/14.0	18.69	

Catalog numbers (Cat No.) highlighted in bold blue have efficiency levels that meet or exceed U.S. EPA and/or NRC Canadian standards.

PowerWash™ Coupler Brakes

PowerWash™ coupler brakes are specifically designed for use with PowerWash™ Washdown Duty motors. Rated for NEMA 4X/IP55, these brakes are suitable for applications with high moisture or pressure washdown. Painted with a special white epoxy food-safe paint, these brakes are **BISSC Certified**.

ENCLOSURE NEMA 4X/IP55	CAT. NO.	KIT NO.	STOCK	LIST PRICE	MULT. SYMB.
3 ft. lb.	A909	KIT 909	★	\$674	S4
6 ft. lb.	A910	KIT 910	★	\$729	S4
10 ft. lb.	A911	KIT 911	★	\$801	S4

Carbonator Pump, Split Phase

Dripproof

- Features:**
- Ball bearings (except as noted)
 - Completely interchangeable with OEM units
 - Automatic reset thermal protector
 - UL Recognized and CSA Certified

HP	RPM	VOLTS	FRAME	CAT. NO.	MODEL NO.	STOCK	LIST PRICE	MULT. SYMB.	SERVICE FACTOR	F.L. AMPS	"C" DIM.	FOOT NOTES
1/4	1800/1500	208-240	48Y	H451	5KH32GNB813X	★	\$155	F1	1.0	2.3-2.4	7.69	12,68
	1800/1500	115/230	48Z	H344	5KH36KNB633X	★	\$129	F1	1.0	4.3/2.2	8.75	12
	1800	115	48Y	4725	5KH32DN5587X	★	\$129	F1	1.0	5.0	7.69	4,12
	1800	115	48Y	HG679	5KH32DN5597X	★	\$123	F1	1.0	5.0	7.69	4,82
1/3	1800/1500	100-120/200-240	48Y	HG681	5KH32GNB814X	★	\$162	F1	1.0	5.5-5.6/2.7-2.8	7.69	68,82
	1800/1500	100-120/200-240	48Y	H683	5KH33GNA444X	★	\$182	F1	1.0	5.5-5.6/2.7-2.8	7.94	12
	1800/1500	100-120/200-240	48Y	4805	5KH32GNB811X	★	\$169	F1	1.0	5.5-5.6/2.7-2.8	7.69	12,68
	1800/1500	220-240	48Y	H450	5KH32GNB812X	★	\$164	F1	1.0	2.7-2.7	7.69	12,68
	1800	115	48Y	4406	5KH32FN5586X	★	\$141	F1	1.15	5.6	7.69	4,12
	1800	115	48Y	HG680	5KH32FN5598X	★	\$136	F1	1.15	5.6	7.69	4,82
	1800	115	48Y	H682	5KH32ENA443X	★	\$164	F1	1.0	6.1	7.69	12
1/2	1800	115	48Y	H926	5KH36MNB637X	★	\$211	F1	1.0	7.2	8.75	12
	1800/1500	100-120/200-240	48Y	H684	5KH36MNA445X	★	\$211	F1	1.0	7.1-7.2/3.4-3.6	8.75	12,68
3/4	1800	115/230	48Y	HG714	5KH37PNA479X	★	\$281	F1	1.0	10.4/5.2	9.15	12

Double Shaft

HP	RPM	VOLTS	FRAME	CAT. NO.	MODEL NO.	STOCK	LIST PRICE	MULT. SYMB.	SERVICE FACTOR	F.L. AMPS	"C" DIM.	FOOT NOTES
1/3	1800/1500	100-120/200-240	48Y	H712	5KH32GNB815X	★	\$173	F1	1.0	5.5-5.6/2.7-2.8	9.47	68

Sump Pump, Split Phase

Dripproof

- Features:**
- Sleeve bearings
 - Float switch & cord set
 - Completely interchangeable with OEM units
 - Automatic reset thermal protector
 - UL Recognized and CSA Certified

HP	RPM	VOLTS	FRAME	CAT. NO.	MODEL NO.	STOCK	LIST PRICE	MULT. SYMB.	SERVICE FACTOR	F.L. AMPS	"C" DIM.	FOOT NOTES
1/3	1800	115	48K	H641	5KH39CN5501X	★	\$151	F1	1.0	5.7	9.6	d,4,15
	1800	115	48K	H642	5KH39CN5504X	★	\$151	F1	1.0	5.7	9.6	4,16
	1800	115	48K	H950	5KH140DFK1X	★	\$151	F1	1.0	5.0	7.9	4,15
1/2	1800	115	48K	H951	5KH140DFK17X	★	\$197	F1	1.0	7.3	8.7	4,15

Jet Pump, Two-Compartment

Single Phase, Dripproof



Features:

- Two-compartment design for easy servicing
- 50° C Ambient
- Fixed CW rotation, viewed opposite shaft end
- UL Recognized and CSA Certified

C-Face Footless, 56C/56J

HP	RPM	VOLTS	FRAME	CAT. NO.	MODEL NO.	STOCK	LIST PRICE	MULT. SYMB.	SERVICE FACTOR	F.L. AMPS	"C" DIM.	FOOT NOTES
1/3	3600	115	56C	H439	5KH39EN2552X	★	\$176	F1	1.75	6.2	11.03	3
	3600	115	56J	H440	5KH39EN2506X	★	\$179	F1	1.75	6.2	11.54	3
	3600	115	56J	H685	5KH39EN2887X	★	\$186	F1	1.75	6.2	11.54	3
	3600	115/230	56C	C1081	5KC39EN2553X	★	\$194	F1	1.75	6.2/3.1	11.03	2
	3600	115/230	56J	C1087	5KC39EN2500X	★	\$200	F1	1.75	6.2/3.1	11.54	2
1/2	3600	115/230	56C	C1082	5KC39HN2554X	★	\$204	F1	1.6	8.2/4.1	11.03	2
	3600	115/230	56J	C1088	5KC39HN2501X	★	\$208	F1	1.6	8.2/4.1	11.54	2
	3600	115/230	56J	C1462	5KC39HN2888X	★	\$214	F1	1.6	8.2/4.1	11.54	2
3/4	3600	115/230	56C	C1083	5KC33MN2555X	★	\$226	F1	1.5	11.6/5.8	12.01	2
	3600	115/230	56J	C1089	5KC33MN2502X	★	\$232	F1	1.5	11.6/5.8	12.42	2
	3600	115/230	56J	C1463	5KC33MN2889X	★	\$238	F1	1.5	11.6/5.8	12.42	2
1	3600	115/230	56C	C1084	5KC39SN2810X	★	\$259	F1	1.4	14.2/7.1	13.47	2
	3600	115/230	56J	C1090	5KC39SN2812X	★	\$265	F1	1.4	14.2/7.1	13.98	2
	3600	115/230	56J	C1464	5KC39SN2890X	★	\$269	F1	1.4	14.2/7.1	13.98	2
1 1/2	3600	115/230	56C	C1085	5KCR39SN2557X	★	\$344	F1	1.3	15.8/7.9	13.47	1
	3600	115/230	56J	C1091	5KCR39SN2504X	★	\$351	F1	1.3	15.8/7.9	13.98	1
	3600	115/230	56J	C1465	5KCR39SN2891X	★	\$355	F1	1.3	15.8/7.9	13.98	1
2	3600	115/230	56C	C1086	5KCR39UN2558X	★	\$420	F1	1.2	19.2/9.6	13.47	1
	3600	115/230	56J	C1092	5KCR39UN2505X	★	\$426	F1	1.2	19.2/9.6	13.98	1
	3600	115/230	56J	C1466	5KCR39UN2892X	★	\$431	F1	1.2	19.2/9.6	13.98	1

Square Flange

HP	RPM	VOLTS	FRAME	CAT. NO.	MODEL NO.	STOCK	LIST PRICE	MULT. SYMB.	SERVICE FACTOR	F.L. AMPS	"C" DIM.	FOOT NOTES
1/3	3600	115/230	56Y	C1168	5KC36GN2507X	★	\$200	F1	1.95	6.4/3.2	11.59	2
1/2	3600	115/230	56Y	C1169	5KC36MN2508X	★	\$201	F1	1.9	10.8/5.4	11.59	2
3/4	3600	115/230	56Y	C1170	5KC38PN2509X	★	\$211	F1	1.65	12.6/6.3	12.59	2
1	3600	115/230	56Y	C1171	5KC38SN2510X	★	\$238	F1	1.65	16.4/8.2	12.59	2
1 1/2	3600	230	56Y	C1172	5KCR39UN2511X	★	\$273	F1	1.5	7.6	13.12	1
2	3600	230	56Y	C1173	5KCR39UN2512X	★	\$363	F1	1.3	8.7	13.12	1

Centrifugal Pump (Jet Pump)

Single Phase, Dripproof



Features:

- Service Factor, as noted
- Double sealed ball bearings, mechanically locked on shaft end
- Capacitor start design for high starting torque
- Capacitor start/capacitor run design for higher efficiency, as noted
- Fixed CW rotation, viewed opposite shaft end
- Automatic reset thermal protector
- 56C = carbon steel shaft with key, drip cover not included, see Accessories Section
- 56J = 416 stainless steel threaded shaft with slinger, drip cover included
- UL Recognized and CSA Certified

C-Face Footless, 56C/56J

HP	RPM	VOLTS	FRAME	CAT. NO.	MODEL NO.	STOCK	FORMER CAT. NO.	FORMER MODEL NO.	LIST PRICE	MULT. SYMB.	SERVICE FACTOR	F.L. AMPS	"C" DIM.	FOOT NOTES
1/3	3600	115/230	56C	J1025	5KC37FN71X	*	J025	56C34D2111	\$143	F1	1.75	6.4/3.2	10.71	
	3600	115/230	56J	C329	5KC37FN65X	*	J033	56C34D2110	\$151	F1	1.75	6.4/3.2	11.22	15
	1800/1500	115/208-230	56J	C683	5KC36LN84X	*			\$326	F1	1.35	6.0/3.2-3.0	10.82	15,50
1/2	3600	115/230	56C	C330	5KC36JN268X	*	J009	56C34D2097	\$157	F1	1.6	7.6/3.8	10.31	
	3600	115/230	56J	C331	5KC36JN269X	*	J034	56C34D2096	\$164	F1	1.6	7.6/3.8	10.82	15
3/4	3600	115/230	56C	C332	5KC39NN50X	*	J013	56C34D2103	\$185	F1	1.5	11.2/5.6	11.84	
	3600	115/230	56J	C333	5KC39QN3219X	*	J035	56C34D2102	\$192	F1	1.5	11.2/5.6	12.40	15
	2900	110/220	56C	CG732	5KC39RN114T	*			\$318	F1	1.5	9.8/4.9	12.60	50
1	3600	115/230	56C	C334	5KC39RN44X	*	J017	56C34D1173	\$207	F1	1.4	13.2/6.6	12.59	
	3600	115/230	56J	C335	5KC39RN45X	*	J036	56C34D1172	\$213	F1	1.4	13.2/6.6	13.14	15
1 1/2	3600	115/208-230	56C	C336	5KC49NN2140X	*	J019	56B34D2025	\$283	F1	1.3	18.4/9.8-9.2	11.38	
	3600	115/230	56J	C337	5KC49NN2167X	*	J037	56B34D2024	\$300	F1	1.3	18.4/9.2	11.89	
2	3600	115/208-230	56C	C338	5KC49TN2141X	*	J021	56B34D5325	\$351	F1	1.2	21.2/11.5-10.6	13.22	
	3600	115/208-230	56J	C339	5KC49TN2170X	*	J038	56B34D5326	\$368	F1	1.2	21.2/10.6	13.73	
3	3600	115/230	56C	C340	5KCR48TN2142T	*	J023	56B34D5327	\$557	F1	1.15	29.4/14.7	12.66	1
	3600	115/230	56J	C341	5KCR48TN2174T	*	J039	56B34D5328	\$587	F1	1.15	29.4/14.7	13.17	1,15

C-Face Footed (Rigid Base), 56J

HP	RPM	VOLTS	FRAME	CAT. NO.	MODEL NO.	STOCK	LIST PRICE	MULT. SYMB.	SERVICE FACTOR	F.L. AMPS	"C" DIM.	FOOT NOTES
1/3	3600	115/208-230	56J	J054	56C34D2118	*	\$155	F1	1.75	5.6/2.7-2.8	10.94	
1/2	3600	115/208-230	56J	J055	56C34D2119	*	\$168	F1	1.6	7.4/3.5-3.7	11.19	
3/4	3600	115/208-230	56J	J056	56C34D2120	*	\$196	F1	1.5	9.8/4.8-4.9	11.44	
1	3600	115/208-230	56J	J057	56C34D2121	*	\$218	F1	1.4	12.0/6.2-6.0	12.44	
1 1/2	3600	115/208-230	56J	J058	56B34D2033	*	\$304	F1	1.3	13.4/7.4-6.7	12.43	1
2	3600	115/208-230	56J	J059	56B34D5341	*	\$374	F1	1.2	18.2/9.8-9.1	11.94	1

Single Phase, Totally Enclosed



Features:

- Service Factor, as noted
- Double sealed ball bearings, mechanically locked on shaft end
- Capacitor start design for high starting torque
- Capacitor start/capacitor run design for higher efficiency, as noted
- Reversible CW rotation, viewed opposite shaft end
- Automatic reset thermal protector
- 56C = carbon steel shaft with key, drip cover not included, see Accessories Section
- 56J = 416 stainless steel threaded shaft with slinger, drip cover included
- UL Recognized and CSA Certified

C-Face Footless, 56C/56J

HP	RPM	VOLTS	FRAME	CAT. NO.	MODEL NO.	STOCK	LIST PRICE	MULT. SYMB.	SERVICE FACTOR	F.L. AMPS	"C" DIM.	FOOT NOTES
1/3	3600	115/230	56J	C1336	5KC33FN4180X	*	\$262	F1	1.0	5.6/2.8	11.87	
1/2	3600	115/230	56J	C465	5KC39QN3218X	*	\$326	F1	1.15	7.4/3.7	11.9	15
3/4	3600	115/230	56C	C847	5KC37NN115X	*	\$347	F1	1.0	9.8/4.9	11.76	
1	3600	115/230	56J	C352	5KC49NN2135X	*	\$374	F1	1.15	13.0/6.5	12.95	15
2	3600	115/230	56J	C878	5KCR49TN2164T	*	\$562	F1	1.0	17.8/8.9	14.79	ES,1,15

Catalog numbers in () are GE catalog numbers that are no longer valid and have been replaced by MEMC/GE catalog numbers.

Centrifugal Pump (Jet Pump)

Three Phase, Dripproof



Features:

- Service Factor, as noted
- Double sealed ball bearings, mechanically locked on shaft end
- Continuous Duty
- Nameplated 60/50 hertz, 190/380 volts at next lower HP, as noted
- 56C = carbon steel shaft with key, drip cover not included, see Accessories Section
- 56J = 416 stainless steel threaded shaft with slinger, drip cover included
- UL Recognized and CSA Certified
- Drip cover not included, see Accessories section

C-Face Footless, 56C/56J

HP	RPM	VOLTS	FRAME	CAT NO.	MODEL NO.	STOCK	FORMER CAT NO.	FORMER MODEL NO.	LIST PRICE	MULT. SYMB.	SERVICE FACTOR	F.L. AMPS	"C" DIM.	FOOT NOTES
1/3	3600	208-230/460	56C	KG215	5K35FN55	★	P001	56T34D5310	\$166	F1	1.75	1.5-1.8/0.9	9.90	68
	3600	208-230/460	56J	K748	5K35FN101	★	J040	56T34D5347	\$166	F1	1.75	1.5-1.8/0.9	10.40	48
1/2	3600	208-230/460	56C	K216	5K36JN57	★	P002	56T34D5311	\$188	F1	1.6	2.0-2.0/1.0	10.31	48,68
	3600	208-230/460	56J	K217	5K36JN56	★	J041	56T34D5348	\$188	F1	1.6	2.0-2.0/1.0	10.82	48,68
	1800	208-230/460	56J	K553	5K42HN4139	★			\$369	F1	1.25	2.3-2.2/1.1	10.41	48
3/4	3600	208-230/460	56C	K218	5K37MN37	★	P003	56T34D5312	\$226	F1	1.5	2.6-2.6/1.3	10.70	48,68
	3600	208-230/460	56J	KG219	5K37MN38	★	J042	56T34D5349	\$226	F1	1.5	2.6-2.6/1.3	11.22	48,68
	1800	208-230/460	56J	K555	5K46KN4141	★			\$434	F1	1.25	3.3-3.0/1.5	11.24	48
1	3600	208-230/460	56C	K220	5K38PN47	★	P004	56T34D5313	\$257	F1	1.4	3.3-3.2/1.6	11.30	48,68
	3600	208-230/460	56J	K221	5K38PN48	★	J043	56T34D5350	\$257	F1	1.4	3.3-3.2/1.6	11.82	48,68
	1800	208-230/460	56J	K750	5K46MN4144	★			\$449	F1	1.15	3.6-3.8/1.9	11.24	48
1 1/2	3600	208-230/460	56C	K222	5K46KN2173	★	P005	56T34D5314	\$313	F1	1.3	5.0-4.8/2.4	10.73	48,68
	3600	208-230/460	56J	K223	5K46KN2172	★	J044	56T34D5351	\$313	F1	1.3	5.0-4.8/2.4	11.24	48,68
	1800	208-230/460	56J	K751	5K49PN4121	★			\$496	F1	1.15	5.8-5.6/2.8	11.84	48
2	3600	208-230/460	56C	K224	5K49NN2180	★	P006	56T34D5315	\$367	F1	1.2	6.0-6.0/3.0	11.33	48,68
	3600	208-230/460	56J	K225	5K49NN2178	★	J045	56T34D5352	\$367	F1	1.2	6.0-6.0/3.0	11.84	48,68
3	3600	208-230/460	56C	K226	5K48TN2182	★	P007	56T34D5316	\$412	F1	1.15	8.9-8.2/4.1	12.61	48,68
	3600	208-230/460	56J	K227	5K48TN2181	★	J046	56T34D5353	\$412	F1	1.15	8.9-8.2/4.1	13.12	48,68



Features:

- Service Factor, as noted
- Double sealed ball bearings, mechanically locked on shaft end
- Continuous Duty
- Nameplated 60/50 hertz, 190/380 volts at next lower HP, as noted
- 56C = carbon steel shaft with key, drip cover not included, see Accessories Section
- 56J = 416 stainless steel threaded shaft with slinger, drip cover included
- UL Recognized and CSA Certified
- Drip cover not included, see Accessories section

C-Face Footed (Rigid Base), 56J

HP	RPM	VOLTS	FRAME	CAT. NO.	MODEL NO.	STOCK	LIST PRICE	MULT. SYMB.	SERVICE FACTOR	F.L. AMPS	"C" DIM.	FOOT NOTES
1/3	3600	208-230/460	56J	J047	56T34D5368		\$170	F1	1.75	1.2-1.1/55	10.43	68
1/2	3600	208-230/460	56J	J048	56T34D5367	★	\$192	F1	1.6	2.1-2.2/1.1	10.93	68
3/4	3600	208-230/460	56J	K1483	5K37MN3543	★	\$230	F1	1.5	2.6-2.6/1.3	11.22	d,48
	3600	208-230/460	56J	J049	56T34D5365	★	\$230	F1	1.5	2.6-2.6/1.3	11.22	68
1	3600	208-230/460	56J	J050	56T34D5366	★	\$261	F1	1.4	3.7-3.7/1.85	10.93	68
1 1/2	3600	208-230/460	56J	K1484	5K46KN2082	★	\$317	F1	1.15	5.0-4.8/2.4	11.24	d,48
	3600	208-230/460	56J	J051	56T34D5369	★	\$317	F1	1.15	5.0-4.8/2.4	11.24	68
2	3600	208-230/460	56J	J052	56T34D5370	★	\$371	F1	1.2	6.4-6.2/3.1	10.93	68
3	3600	208-230/460	56J	J053	56T34D5371	★	\$416	F1	1.15	8.9-8.4/4.2	11.93	68

Centrifugal Pump (Jet Pump)

Three Phase, Totally Enclosed



Features:

- Service Factor, as noted
- Double sealed ball bearings, mechanically locked on shaft end
- Continuous Duty
- Nameplated 60/50 hertz, 190/380 volts at next lower HP, as noted
- 56C = carbon steel shaft with key, drip cover not included, see Accessories Section
- 56J = 416 stainless steel threaded shaft with slinger, drip cover included
- UL Recognized, CSA Certified, and CF Mark
- Drip cover not included, see Accessories section

C-Face Footless, 56C/56J

HP	RPM	VOLTS	FRAME	CAT. NO.	MODEL NO.	STOCK	LIST PRICE	MULT. SYMB.	SERVICE FACTOR	F.L. AMPS	"C" DIM.	FOOT NOTES
1/3	3600	208-230/460	56C	K228	5K33FN41	★	\$192	F1	1.0	1.5-1.8/0.9	10.60	d
	3600	208-230/460	56C	P101	56T34T5306	★	\$192	F1	1.35	1.7-2.0/1.0	9.94	N,68
1/2	3600	200-230/460	56C	K229	5K35JN46	★	\$213	F1	1.6	2.1-2.0/1.0	10.93	d
	3600	208-230/460	56C	P102	56T34F5321	★	\$213	F1	1.15	2.1-2.2/1.1	11.82	68
	3600	200-230/460	56J	K230	5K35JN47	★	\$308	F1	1.6	2.1-2.0/1.0	11.40	48
	1800	208-230/460	56J	K550	5K42HN4133	★	\$374	F1	1.0	2.3-2.2/1.1	11.52	48
3/4	3600	200-230/460	56C	K231	5K36MN340	★	\$253	F1	1.5	2.6-2.6/1.3	11.36	d
	3600	208-230/460	56C	P103	56T34F5322	★	\$253	F1	1.15	3.0-3.2/1.6	11.82	68
	3600	208-230/460	56J	KG232	5K36MN339	★	\$340	F1	1.5	2.6-2.6/1.3	11.90	48
1	3600	200-230/460	56C	K233	5K38RN44	★	\$283	F1	1.4	3.2-3.0/1.5	12.36	d
	3600	208-230/460	56C	P104	56T34F5323	★	\$283	F1	1.15	3.7-3.7/1.85	11.82	68
	3600	200-230/460	56J	KG234	5K38RN49	★	\$391	F1	1.4	3.2-3.0/1.5	12.90	48
1 1/2	3600/3000	208-220/460	56C	K642	5K49JN2534	★	\$329	F1	1.15	4.8-4.6/2.3	11.82	d,68
	3600	208-230/460	56C	P105	56T34F5324	★	\$329	F1	1.15	4.6/2.3	11.82	68
	3600	200-230/460	56J	KG236	5K49PN2330	★	\$420	F1	1.3	4.8-4.2/2.1	12.95	48
2	3600/3000	208-230/460	56C	K637	5K46MN2533	★	\$382	F1	1.15	6.0-6.0/3.0	12.32	d,68
	3600	208-230/460	56C	P106	56T34F5325	★	\$382	F1	1.15	6.0-6.0/3.0	12.32	68
	3600	200-230/460	56J	K238	5K49SN2184	★	\$477	F1	1.2	5.8-5.4/2.7	13.48	48
3	3600	208-230/460	56C	K239	5K49ZN2189	★	\$414	F1	1.0	8.0/4.0	14.25	d
	3600	208-230/460	56C	P107	56T34F5326	★	\$414	F1	1.15	8.4-7.6/3.8	13.32	68
	3600	208-230/460	56J	K240	5K49ZN2190	★	\$578	F1	1.0	8.0/4.0	14.79	48



Features:

- Service Factor, as noted
- Double sealed ball bearings, mechanically locked on shaft end
- Continuous Duty
- Nameplated 60/50 hertz, 190/380 volts at next lower HP, as noted
- 56C = carbon steel shaft with key, drip cover not included, see Accessories Section
- 56J = 416 stainless steel threaded shaft with slinger, drip cover included
- UL Recognized, CSA Certified, and CF Mark
- Drip cover not included, see Accessories section

C-Face Footed (Removable Base), 56J

HP	RPM	VOLTS	FRAME	CAT. NO.	MODEL NO.	STOCK	LIST PRICE	MULT. SYMB.	SERVICE FACTOR	F.L. AMPS	"C" DIM.	FOOT NOTES
1/3	3600	208-230/460	56J	J060	56T34T5308		\$209	F1	1.15	1.7-2.0/1.0	10.44	N,68
1/2	3600	200-220/440	56J	K1333	5K35JN4176	★	\$230	F1	1.0	2.1-2.0/1.0	11.44	d,82
	3600	208-230/460	56J	J061	56T34F5342	★	\$230	F1	1.15	2.1-2.2/1.1	12.32	68
3/4	3600/3000	208-230/440	56J	K630	5K36MN4157	★	\$270	F1	1.0	2.8-2.9/1.5	11.90	d,82
	3600	208-230/460	56J	J062	56T34F5343	★	\$270	F1	1.15	3.0-3.2/1.6	12.32	68
1	3600	200-230/460	56J	K245	5K38RN117	★	\$300	F1	1.4	3.2-3.0/1.5	12.90	d,48,82,
	3600	208-230/460	56J	J063	56T34F5344	★	\$300	F1	1.15	3.7-3.7/1.85	12.32	68
1 1/2	3600	200-230/460	56J	K246	5K49PN2350	★	\$361	F1	1.3	4.8-4.2/2.1	12.95	d,48,82
	3600	208-230/460	56J	J064	56T34F5345	★	\$361	F1	1.15	4.7-4.6/2.3	12.32	68
2	3600	208-230/460	56J	J065	56T34F5346	★	\$414	F1	1.15	6.0-6.0/3.0	12.82	68
3	3600	208-230/460	56J	J066	56T34F5347	★	\$472	F1	1.15	8.4-7.6/3.8	13.82	68

Close-Coupled Pump, JM

Single Phase, Dripproof



Applications: Close-coupled pumps where the pump impeller is mounted directly on the motor shaft in environments that are relatively clean and dry.

- Features:**
- NEMA JM pump shaft dimensions
 - Ball bearings, mechanically locked on shaft end
 - Capacitor start design for high starting torque
 - Capacitor start / capacitor run design for higher efficiency, as noted
 - Continuous duty
 - 1.15 Service Factor
 - UL Recognized and CSA Certified

C-Face Footed (Rigid Base)

HP	RPM	VOLTS	FRAME	CAT. NO.	MODEL NO.	STOCK	LIST PRICE	MULT. SYMB.	NOM. EFF.	F.L. AMPS	"C" DIM.	FOOT NOTES
1	1800	115/208-230	143JM	Z401	143TCDR5328		\$397	S2	72.0	13.4/6.8-6.7	13.62	
1 1/2	1800	115/208-230	145JM	Z403	145TCDR5328		\$442	S2	77.0	18.0/9.3-9.0	14.62	
2	3600	115/208-230	145JM	Z404	145TBDR5304		\$445	S2	78.5	19.2/10.5-9.6	13.62	1
	1800	115/230	182JM	Z405	182TCDR7074	*	\$507	S2	72.0	23.0/11.5	16.09	d
	1800	115/230	182JM	Z1405	182TCDW7074	*	\$507	S2	72.0	23.0/11.5	16.09	13
3	3600	115/230	182JM	Z406	182TCDR7318	*	\$563	S2	74.0	32.0/16.0	15.59	d
	3600	115/230	182JM	Z1406	182TCDW7318	*	\$563	S2	75.5	32.0/16.1	15.32	13
	1800	115/230	184JM	Z407	184TCDR7047	*	\$658	S2	75.5	33.0/16.5	17.59	d
	1800	115/230	184JM	Z1407	184TCDR7047	*	\$658	S2	75.5	33.0/16.5	17.59	13
5	3600	230	184JM	Z408	184TCDR7011	*	\$824	S2	80.0	24.0	17.09	d,CF
	3600	230	184JM	Z1408	184TBDW17007	*	\$824	S2	80.0	22.0	16.32	1,13
	1800	230	213JM	Z409	213TCDW7027	*	\$904	S2	78.5	28.0	19.92	
7 1/2	3600	230	213JM	Z410	213TCDW7002	*	\$1,029	S2	78.5	37.0	18.42	
	1800	230	215JM	Z411	215TBDW7029	*	\$1,249	S2	84.0	34.5	19.92	1
10	3600	230	215JM	Z412	215TCDW7002	*	\$1,324	S2	81.5	47.0	19.92	
	1800	230	215JM	Z413	215TBDW7027	*	\$1,514	S2	82.5	44.0	21.17	1

Close-Coupled Pump, JM

Single Phase, Totally Enclosed

Applications: Close-coupled pumps where the pump impeller is mounted directly on the motor shaft in damp, dusty, or dirty environments.

- Features:**
- NEMA JM pump shaft dimensions
 - Ball bearings, mechanically locked on shaft end
 - Capacitor start/capacitor run design for higher efficiency
 - Continuous duty
 - 1.0 Service Factor (except as noted)
 - UL Recognized and CSA Certified

C-Face Footed (Rigid Base)

HP	RPM	VOLTS	FRAME	CAT. NO.	MODEL NO.	STOCK	LIST PRICE	MULT. SYMB.	NOM. EFF.	F.L. AMPS	"C" DIM.	FOOT NOTES
5	3600	230	184JM	Z433	184TBFR7315	*	\$853	S2	80.0	22.4	19.75	d
	3600	230	184JM	Z1433	184TBFW7315	*	\$853	S2	82.5	19.2	18.59	13
7 1/2	3600	230	213JM	Z434	213TBFR7010	*	\$1,145	S2	81.5	32.0	20.59	
10	3600	230	215JM	Z435	215TBFW7010	*	\$1,395	S2	85.5	41.5	22.09	18

Close-Coupled Pump, JM, Three Phase

Dripproof, C-Face Footless (Vertical) and C-Face Footed (Rigid Base)



Applications: Close-coupled pumps where the pump impeller is mounted directly on the motor shaft in environments that are relatively clean and dry.

- Features:**
- NEMA JM pump shaft dimensions
 - JMV frame includes drip cover for vertical mount without base
 - JM frame has rigid base, drip cover not included
 - Ball bearings, mechanically locked on shaft end
 - Continuous duty
 - 1.15 Service Factor
 - UL Recognized and CSA Certified
 - UL Listed for Fire Pump applications (except as noted)



Suitable for use on VFD per guidelines on page 17.

HP	RPM	VOLTS	FRAME	CAT. NO.	MODEL NO.	STOCK	LIST PRICE	MULT. SYMB.	NOM. EFF.	F.L. AMPS	"C" DIM.	FOOT NOTES
1	1800	200	143JM	E115	143TTDR4040		\$329	S2	82.5	3.6	14.62	
	1800	200	143JMV	E117	143TTDR4041		\$367	S2	82.5	3.6	14.92	27
	1800	208-230/460	143JM	M301	143TTDR5336	*	\$263	S2	77.0	3.5-3.6/1.8	13.12	68
	1800	208-230/460	143JMV	M302	143TTDR5334	*	\$301	S2	77.0	3.5-3.6/1.8	13.42	27,68
	1800	230/460	143JM	E100	143TTDR4035		\$329	S2	82.5	3.1/1.55	14.62	68
	1800	230/460	143JMV	E118	143TTDR4034		\$367	S2	82.5	3.1/1.55	14.92	27,68
	1800	575	143JM	E116	143TTDR4047		\$329	S2	82.5	1.1	14.62	
	1800	575	143JMV	E119	143TTDR4046		\$367	S2	82.5	1.1	14.92	27
1 1/2	3600	200	143JM	E120	143TTDR4016		\$376	S2	82.5	5.5	13.12	
	3600	200	143JMV	E122	143TTDR4017		\$414	S2	82.5	5.5	12.92	27
	3600	208-230/460	143JM	M303	143TTDR5309	*	\$300	S2	80.0	4.9-5.0/2.5	13.12	68
	3600	208-230/460	143JMV	M304	143TTDR5310	*	\$339	S2	80.0	4.9-5.0/2.5	12.92	27,68
	3600	230/460	143JM	E123	143TTDR4009		\$376	S2	82.5	4.8/2.4	13.12	68
	3600	575	143JM	E121	143TTDR4022		\$376	S2	82.5	1.9	13.12	
	3600	575	143JMV	E124	143TTDR4024		\$414	S2	82.5	1.9	12.92	27
	1800	200	145JM	E125	145TTDR4040		\$359	S2	84.0	5.0	14.62	
	1800	200	145JMV	E127	145TTDR4041		\$399	S2	84.0	5.0	14.92	27
	1800	208-230/460	145JM	M305	145TTDR5348	*	\$287	S2	80.0	4.8-4.8/2.4	13.12	68
	1800	208-230/460	145JMV	M306	145TTDR5346	*	\$325	S2	80.0	4.8-4.8/2.4	13.42	27,68
	1800	230/460	145JM	E102	145TTDR4034		\$359	S2	84.0	4.4/2.2	14.62	68
	1800	230/460	145JMV	E128	145TTDR4035		\$399	S2	84.0	4.4/2.2	14.92	27,68
	1800	575	145JM	E126	145TTDR4072		\$359	S2	84.0	1.8	14.62	
	1800	575	145JMV	E129	145TTDR4047		\$399	S2	84.0	1.8	14.92	27
	2	3600	200	145JM	E130	145TTDR4015		\$422	S2	84.0	6.2	13.12
3600		200	145JMV	E132	145TTDR4016		\$461	S2	84.0	6.2	13.42	27
3600		208-230/460	145JM	M307	145TTDR5313	*	\$337	S2	80.0	6.4-6.2/3.1	13.12	68
3600		208-230/460	145JMV	M308	145TTDR5314	*	\$376	S2	80.0	6.4-6.2/3.1	12.92	27,68
3600		230/460	145JMV	E133	145TTDR4010		\$461	S2	84.0	5.4/2.7	13.42	27,68
3600		575	145JM	E131	145TTDR4021		\$422	S2	84.0	2.2	13.12	
3600		575	145JMV	E134	145TTDR4022		\$461	S2	84.0	2.2	13.42	27
1800		200	145JM	E135	145TTDR4066		\$376	S2	84.0	6.7	15.12	
1800		200	145JMV	E137	145TTDR4067		\$414	S2	84.0	6.7	15.42	27
1800		208-230/460	145JM	M309	145TTDR5352	*	\$300	S2	81.5	6.2-6.2/3.1	14.12	68
1800		208-230/460	145JMV	M310	145TTDR5350	*	\$339	S2	81.5	6.2-6.4/3.2	14.42	27,68
1800		230/460	145JM	E104	145TTDR4060		\$376	S2	84.0	5.8/2.9	15.12	68
1800		230/460	145JMV	E138	145TTDR4051		\$414	S2	84.0	5.8/2.9	15.42	27,68
1800		575	145JM	E136	145TTDR4046		\$376	S2	84.0	2.3	15.12	
1800		575	145JMV	E139	145TTDR4073		\$414	S2	84.0	2.3	15.42	27

Catalog numbers (Cat No.) highlighted in bold blue have efficiency levels that meet or exceed U.S. EPAAct and/or NRCan Canadian standards.

Continued on next page.

Close-Coupled Pump, JM, Three Phase

Dripproof, C-Face Footless (Vertical) and C-Face Footed (Rigid Base)

HP	RPM	VOLTS	FRAME	CAT. NO.	MODEL NO.	STOCK	LIST PRICE	MULT. SYMB.	NOM. EFF.	F.L. AMPS	"C" DIM.	FOOT NOTES
3	3600	200	145JM	E140	145TTDR4115		\$472	S2	84.0	10.0	13.62	
	3600	200	145JMV	E142	145TTDR4307		\$511	S2	84.0	10.0	13.92	27
	3600	208-230/460	145JM	M311	145TTDR5315	*	\$378	S2	84.0	8.9-8.4/4.2	13.62	68
	3600	208-230/460	145JMV	M312	145TTDR5316	*	\$417	S2	84.0	8.9-8.4/4.2	13.92	27,68
	3600	230/460	145JM	E105	145TTDR4303		\$472	S2	84.0	8.4/4.2	13.62	68
	3600	230/460	145JMV	E143	145TTDR4110		\$511	S2	84.0	8.4/4.2	13.92	27,68
	3600	575	145JM	E141	145TTDR4121		\$472	S2	84.0	3.5	13.62	
	3600	575	145JMV	E144	145TTDR4025		\$511	S2	84.0	3.5	13.92	27
	1800	200	182JM	E1145	182TTDW4140		\$438	S2	86.5	9.4	17.09	13
	1800	200	182JMV	E1147	182TTDW4036		\$516	S2	86.5	9.9	18.87	13,27
	1800	208-230/460	182JM	M313	182TTDB7355	*	\$367	S2	80.0	9.6-10/5.0	13.87	68,98
	1800	208-230/460	182JM	M360	182TTDR5336	*	\$351	S2	84.0	9.2-8.6/4.3	16.59	d,68
	1800	208-230/460	182JMV	M361	182TTDR5337	*	\$430	S2	84.0	9.2-8.6/4.3	16.94	27,68
	1800	208-230/460	182JMV	M314	182TTDR7350	*	\$447	S2	81.5	9.4-9.0/4.5	17.87	d,27,68
	1800	208-230/460	182JMV	M1314	182TTDB7350	*	\$447	S2	81.5	9.4-9.0/4.5	17.87	27,68,98
	1800	230/460	182JM	E1106	182TTDW4033		\$438	S2	86.5	9.2/4.6	16.09	13,68
	1800	230/460	182JMV	E1148	182TTDW4135		\$516	S2	86.5	9.2/4.6	18.87	13,27,68
	1800	575	182JM	E1146	182TTDW4146		\$438	S2	86.5	3.45	16.09	13
	1800	575	182JMV	E1149	182TTDW4147		\$516	S2	86.5	3.45	17.18	13,27
5	3600	200	182JM	E1150	182TTDW4116		\$566	S2	86.5	13.8	16.09	13
	3600	200	182JMV	E1152	182TTDW4117		\$642	S2	86.5	13.8	16.68	13,27
	3600	208-230/460	182JM	M362	182TTDR5303	*	\$453	S2	84.0	13.5-12.4/6.2	18.87	13
	3600	208-230/460	182JM	M315	182TTDR7325	*	\$468	S2	84.0	14-13.4/6.7	14.82	d,68,98,CF
	3600	208-230/460	182JM	M1315	182TTDB7325	*	\$468	S2	85.5	13.6-12.4/6.2	14.82	68,98
	3600	208-230/460	182JMV	M363	182TTDR5304	*	\$532	S2	84.0	13.5-12.4/6.2	16.94	27,68
	3600	208-230/460	182JMV	M316	182TTDR7601	*	\$549	S2	82.5	14.2-13.2/6.6	19.24	d,27,68,98,CF
	3600	208-230/460	182JMV	M1316	182TTDB7601	*	\$549	S2	85.5	13.6-12.4/6.2	19.24	27,68,98
	3600	230/460	182JM	E1107	182TTDW4002		\$566	S2	86.5	12.0/6.0	16.35	13
	3600	230/460	182JMV	E1153	182TTDW4111		\$642	S2	86.5	12.0/6.0	18.87	13,27
	3600	575	182JM	E1151	182TTDW4122		\$566	S2	86.5	4.8	16.09	13
	3600	575	182JMV	E1154	182TTDW4123		\$642	S2	86.5	4.8	16.68	13,27
	1800	200	184JM	E1155	184TTDW4140		\$566	S2	87.5	15.1	16.59	13
	1800	200	184JMV	E1157	184TTDW4141		\$642	S2	87.5	14.5	19.37	13,27
	1800	208-230/460	184JM	M317	184TTDB7357	*	\$453	S2	86.5	14.4-13.6/6.8	16.35	68,98
	1800	208-230/460	184JMV	M318	184TTDB7356	*	\$532	S2	86.5	14.6-13.6/6.8	18.87	27,68,98
	1800	230/460	184JM	E1108	184TTDW4034		\$566	S2	87.5	13.2/6.6	17.09	13
	1800	230/460	184JMV	E1158	184TTDW4135		\$642	S2	87.5	13.2/6.6	15.72	13,27,68
	1800	575	184JM	E1156	184TTDW4146		\$566	S2	87.5	5.3	17.59	13
1800	575	184JMV	E1159	184TTDW4147		\$642	S2	87.5	5.2	19.37	13,27	
7 1/2	3600	200	184JM	E1160	184TTDW4115		\$680	S2	87.5	20.2	17.09	13
	3600	200	184JMV	E1162	184TTDW4116		\$758	S2	87.5	20.2	19.87	13,27
	3600	208-230/460	184JM	M319	184TTDR7322	*	\$543	S2	84.0	19.8-18.4/9.2	15.82	d,68,98,CF
	3600	208-230/460	184JM	M1319	184TTDB7322	*	\$543	S2	86.5	20.0-18.0/9.0	15.82	68,98
	3600	208-230/460	184JMV	M320	184TTDR7325	*	\$622	S2	84.0	19.8-18.4/9.2	20.24	d,27,68,98,CF
	3600	208-230/460	184JMV	M1320	184TTDB7325	*	\$622	S2	86.5	20.0-18.0/9.0	20.24	27,68,98
	3600	230/460	184JM	E1109	184TTDW4002		\$680	S2	87.5	17.6/8.8	17.09	13
	3600	230/460	184JMV	E1163	184TTDW4110		\$758	S2	87.5	17.6/8.8	19.87	13,27
	3600	575	184JM	E1161	184TTDW4121		\$680	S2	87.5	7.2	17.09	13
	3600	575	184JMV	E1164	184TTDW4122		\$758	S2	87.5	7.2	17.68	13,27

Catalog numbers (Cat No.) highlighted in bold blue have efficiency levels that meet or exceed U.S. EPA and/or NRC Canadian standards.

Continued on next page.

Close-Coupled Pump, JM, Three Phase

Drip-proof, C-Face Footless (Vertical) and C-Face Footed (Rigid Base)

HP	RPM	VOLTS	FRAME	CAT. NO.	MODEL NO.	STOCK	LIST PRICE	MULT. SYMB.	NOM. EFF.	F.L. AMPS	"C" DIM.	FOOT NOTES
7 1/2	1800	200	213JM	E165	213TTDW4042		\$638	S2	88.5	22.1	19.16	
	1800	200	213JMV	E167	213TTDW4033		\$718	S2	88.5	22.1	20.44	27
	1800	208-230/460	213JM	M321	213TTDBA7047	*	\$654	S2	87.5	22.0-20.4/10.2	17.66	68,98
	1800	208-230/460	213JMV	M322	213TTDW7048	*	\$758	S2	84.0	22.0-21.6/10.8	18.94	d,27,68
	1800	208-230/460	213JMV	M1322	213TTDBA7048	*	\$758	S2	84.0	22.0-21.6/10.8	18.94	27,68,98
	1800	230/460	213JM	E110	213TTDW4047		\$818	S2	88.5	19.2/9.6	19.16	68
	1800	230/460	213JMV	E168	213TTDW4048		\$718	S2	88.5	19.2/9.6	20.44	27,68
	1800	575	213JM	E166	213TTDW4041		\$638	S2	88.5	7.6	19.16	
1800	575	213JMV	E169	213TTDW4038		\$921	S2	88.5	7.7	20.44	27	
10	3600	200	213JM	E170	213TTDW4009		\$874	S2	88.5	26.9	19.16	
	3600	200	213JMV	E172	213TTDW4008		\$976	S2	88.5	26.9	20.44	27
	3600	208-230/460	213JM	M323	213TTDW7022	*	\$699	S2	85.5	28.0-25.0/12.5	17.66	d,68
	3600	208-230/460	213JM	M1323	213TTDBA7022	*	\$699	S2	85.5	28.0-25.0/12.5	17.66	68,98
	3600	208-230/460	213JMV	M324	213TTDW7023	*	\$801	S2	85.5	28.0-25.0/12.5	18.94	27,68
	3600	230/460	213JM	E111	213TTDW4022		\$874	S2	88.5	23.4/11.7	19.16	68
	3600	230/460	213JMV	E173	213TTDW4023		\$976	S2	88.5	23.4/11.7	20.44	27
	3600	575	213JM	E171	213TTDW4010		\$874	S2	88.5	9.3	19.16	
	3600	575	213JMV	E174	213TTDW4007		\$976	S2	88.5	9.3	20.44	27
	1800	200	215JM	E175	215TTDW4041		\$970	S2	89.5	28.7	19.16	68,98
	1800	200	215JMV	E177	215TTDW4043		\$1,072	S2	89.5	28.7	20.44	27,68
	1800	208-230/460	215JM	M325	215TTDBA7047	*	\$776	S2	88.5	28.4-26.4/13.2	19.16	68
	1800	208-230/460	215JMV	M326	215TTDW7048	*	\$879	S2	87.5	29.2-26.4/13.2	20.44	27,68
	1800	230/460	215JM	E112	215TTDW4047		\$970	S2	89.5	25.0/12.5	19.16	68
	1800	230/460	215JMV	E178	215TTDW4048		\$1,072	S2	89.5	25.0/12.5	20.44	27
	1800	575	215JM	E176	215TTDW4042		\$970	S2	89.5	10.0	19.16	
	1800	575	215JMV	E179	215TTDW4032		\$1,072	S2	89.5	10.0	20.44	27
15	3600	200	215JM	E180	215TTDW4008		\$1,080	S2	90.2	39.0	20.41	13
	3600	200	215JMV	E182	215TTDW4010		\$1,183	S2	90.2	39.0	21.69	27
	3600	208-230/460	215JM	M327	215TTDW7022	*	\$863	S2	86.5	42.0-38.0/19.0	19.16	d,68
	3600	208-230/460	215JM	M1327	215TTDBA7022	*	\$863	S2	86.5	42.0-38.0/19.0	19.16	27
	3600	208-230/460	215JMV	M328	215TTDW7023	*	\$967	S2	86.5	42.0-38.0/19.0	20.44	27,68
	3600	230/460	215JM	E113	215TTDW4022		\$1,080	S2	90.2	34.0/17.0	20.41	13
	3600	230/460	215JMV	E183	215TTDW4023		\$1,183	S2	90.2	34.0/17.0	21.69	27,68
	3600	575	215JM	E181	215TTDW4009		\$1,080	S2	90.2	13.6	20.41	13
	3600	575	215JMV	E184	215TTDW4007		\$1,183	S2	90.2	13.6	21.69	27
	1800	200	254JM	E185	254TTDX4343		\$1,312	S2	91.0	44.0	24.17	
	1800	200	254JMV	E187	254TTDX4345		\$1,461	S2	91.0	44.2	25.45	27
	1800	208-230/460	254JM	M329	254TTDX7044	*	\$1,049	S2	87.5	43.0-39.2/19.6	22.42	68
	1800	208-230/460	254JMV	M353	254TTDX7046	*	\$1,197	S2	87.5	43.0-39.2/19.6	23.70	27
	1800	230/460	254JMV	E188	254TTDX4039		\$1,461	S2	91.0	38.5/19.2	25.45	27,68
	1800	575	254JM	E186	254TTDX4344		\$970	S2	91.0	15.3	24.17	
20	3600	200	254JM	E190	254TTDX4007		\$1,080	S2	91.0	53.1	24.17	
	3600	200	254JMV	E193	254TTDX4015		\$1,512	S2	91.0	53.1	23.70	27
	3600	208-230/460	254JM	M330	254TTDX7008	*	\$1,089	S2	88.5	52.6-47.0/23.5	22.42	68
	3600	230/460	254JM	E191	254TTDX4006		\$1,363	S2	91.0	46.0/23.1	22.42	
	3600	230/460	254JMV	E194	254TTDX4020		\$1,512	S2	91.0	46.0/23.1	23.70	27,68
	3600	575	254JM	E192	254TTDX4019		\$1,363	S2	91.0	18.5	22.42	
	3600	575	254JMV	E195	254TTDX4024		\$1,512	S2	91.0	18.5	23.70	27

Catalog numbers (Cat No.) highlighted in bold blue have efficiency levels that meet or exceed U.S. EPA and/or NRC Canadian standards.

Continued on next page.

Close-Coupled Pump, JM, Three Phase

Dripproof, C-Face Footless (Vertical) and C-Face Footed (Rigid Base)

HP	RPM	VOLTS	FRAME	CAT. NO.	MODEL NO.	STOCK	LIST PRICE	MULT. SYMB.	NOM. EFF.	F.L. AMPS	"C" DIM.	FOOT NOTES
20	1800	200	256JMV	E199	256TTDX4329		\$1,730	S2	91.0	60.0	25.45	27
	1800	208-230/460	256JM	M331	256TTDX7074	*	\$1,266	S2	88.5	56.4-53.0/26.5	24.17	68
	1800	230/460	256JM	E197	256TTDX4075		\$1,583	S2	91.0	52.0/26	24.17	68
	1800	230/460	256JMV	U100	256TTDX4041		\$1,730	S2	91.0	50.0/25	25.45	27,68
	1800	575	256JM	E198	256TTDX4326		\$1,583	S2	91.0	20.8	24.17	
	1800	575	256JMV	U101	256TTDX4047		\$1,730	S2	91.0	20.8	25.45	27
25	3600	200	256JM	U102	256TTDX4021		\$1,603	S2	91.0	66.5	24.17	
	3600	208-230/460	256JM	M332	256TTDX7011	*	\$1,282	S2	89.5	66.0-61.0/30.5	24.17	68
	3600	230/460	256JM	U103	256TTDX4006		\$1,603	S2	91.0	58.0/29	24.17	68
	3600	575	256JM	U104	256TTDX4019		\$1,603	S2	91.0	23.2	24.17	
	1800	208	284JM	U105	284TTDP4043		\$1,914	S2	91.7	67.5	24.31	
	1800	230/460	284JM	M333	284TTDP7338	*	\$1,532	S2	87.5	66.0/33.0	24.31	68
	1800	230/460	284JM	U106	284TTDP4069		\$1,914	S2	91.7	61.0/30.5	24.31	68
	1800	575	284JM	U107	284TTDP4037		\$1,914	S2	91.0	24.5	24.31	
30	3600	200	284JM	U108	284TTDP4025		\$1,954	S2	91.0	83.0	24.31	
	3600	230/460	284JM	M334	284TTDP7605	*	\$1,562	S2	88.5	73.0/36.5	24.31	68
	3600	575	284JM	U110	284TTDP4023		\$1,954	S2	91.0	28.8	24.31	
	1800	200	286JM	U111	286TTDP4067		\$2,211	S2	92.4	83.0	25.81	
	1800	230/460	286JM	M351	286TTDP8626		\$1,768	S2	89.5	79.0/39.5	25.81	68
	1800	230/460	286JM	U112	286TTDP4037		\$2,211	S2	92.4	72.0/36.0	25.81	68
	1800	575	286JM	U113	286TTDP4047		\$2,211	S2	92.4	28.8	25.81	
40	3600	230/460	286JM	M335	286TTDP7317	*	\$1,957	S2	88.5	100/50.0	25.81	68
	3600	230/460	286JM	U114	286TTDP4015		\$2,446	S2	91.7	94.0/47.0	25.81	
	3600	575	286JM	U115	286TTDP4021		\$2,446	S2	91.7	38.0	25.81	
	1800	230/460	324JM	M352	324TTDP8631		\$2,311	S2	89.5	106/53.0	26.25	68
	1800	230/460	324JM	U116	324TTDP4345		\$2,889	S2	93.0	97.0/48.5	26.25	68
	1800	575	324JM	U117	324TTDP4349		\$2,888	S2	93.0	39.0	26.25	
50	3600	230/460	324JM	U118	324TTDP4004		\$3,129	S2	92.4	117/58.5	26.25	
	3600	230/460	324JM	M358	324TTDP7320	*	\$2,668	S2	89.5	124/62.0	26.25	
	3600	575	324JM	U119	324TTDP4018		\$3,129	S2	92.4	47.0	26.25	
	1800	230/460	326JM	U120	326TTDP4329		\$3,337	S2	93.0	123/61.5	27.75	68
	1800	575	326JM	U121	326TTDP4326		\$3,337	S2	93.0	47.5	27.75	

Blue shaded areas are Cast Iron Frames

Catalog numbers (Cat No.) highlighted in bold blue have efficiency levels that meet or exceed U.S. EPA and/or NRC Canadian standards.

Close-Coupled Pump, JM

Three Phase, Totally Enclosed



Applications: Close-coupled pumps where the pump impeller is mounted directly on the motor shaft in damp, dusty, or dirty environments.

- Features:**
- NEMA JM pump shaft dimensions
 - Ball bearings, mechanically locked on shaft end
 - Continuous duty
 - 1.15 Service Factor
 - UL Recognized and CSA Certified



C- Face Footed (Rigid Base)

Suitable for use on VFD per guidelines on page 17.

HP	RPM	VOLTS	FRAME	CAT. NO.	MODEL NO.	STOCK	LIST PRICE	MULT. SYMB.	NOM. EFF.	F.L. AMPS	"C" DIM.	FOOT NOTES
1	1800	200	143JM	U300	143TTFR4040		\$408	S2	82.5	3.5	15.00	
	1800	208-230/460	143JM	M401	143TTFR5332	*	\$328	S2	77.0	3.5-3.6/1.8	14.50	68
	1800	230/460	143JM	U301	143TTFR4034		\$408	S2	82.5	3.0/1.5	15.00	
	1800	575	143JM	U302	143TTFR4046		\$408	S2	82.5	1.2	15.00	
1 1/2	3600	200	143JM	U303	143TTFR4015		\$480	S2	82.5	4.6	15.00	
	3600	208-230/460	143JM	M415	143TTFR5303		\$384	S2	80.0	4.7-4.6/2.3	14.50	68
	3600	230/460	143JM	U304	143TTFR4007		\$480	S2	82.5	4.0/2.0	15.00	68
	3600	575	143JM	U305	143TTFR4021		\$480	S2	82.5	1.6	15.00	
	1800	200	145JM	U306	145TTFR4048		\$447	S2	84.0	5.1	16.50	
	1800	208-230/460	145JM	M402	145TTFR5336	*	\$358	S2	80.0	4.8-4.8/2.4	14.50	68
	1800	230/460	145JM	U307	145TTFR4045		\$447	S2	84.0	4.4/2.2	16.50	68
	1800	575	145JM	U308	145TTFR4054		\$447	S2	84.0	1.8	16.50	
2	3600	200	145JM	U309	145TTFR4017		\$520	S2	84.0	6.0	15.50	
	3600	208-230/460	145JM	M403	145TTFR5303	*	\$414	S2	80.0	6.0-6.0/3.0	14.50	68
	3600	230/460	145JM	U310	145TTFR4011		\$520	S2	84.0	5.2/2.6	15.50	
	3600	575	145JM	U311	145TTFR4023		\$520	S2	84.0	2.1	15.50	
	1800	200	145JM	U312	145TTFR4050		\$468	S2	84.0	6.4	16.00	
	1800	208-230/460	145JM	M404	145TTFR5338	*	\$375	S2	82.5	6.0-5.8/2.9	16.00	68
	1800	230/460	145JM	U313	145TTFR4044		\$468	S2	84.0	5.6/2.8	16.00	
	1800	575	145JM	U314	145TTFR4128		\$468	S2	84.0	2.2	16.00	
3	3600	200	182JM	U1315	182TTFW4015		\$596	S2	85.5	8.5	17.35	13
	3600	208-230/460	182JM	M405	182TTFR5302	*	\$476	S2	84.0	8.4-7.6/3.8	16.47	68
	3600	230/460	182JM	U1316	182TTFW4009		\$596	S2	85.5	7.4/3.7	17.35	13
	3600	575	182JM	U1317	182TTFW4021		\$596	S2	85.5	2.95	17.35	13
	1800	208-230/460	182JM	M422	182TTFR5330	*	\$436	S2	85.5	9.2-8.6/4.3	17.97	68
	1800	208-230/460	182JM	M1106	182TTFW7757		\$453	S2	82.5	9.0-8.4/4.2	17.35	13,68
	1800	230/460	182JM	U1319	182TTFW4044		\$545	S2	87.5	8.4/4.2	17.85	13
	1800	575	182JM	U1320	182TTFW4056		\$545	S2	87.5	3.35	18.35	13
5	3600	230/460	184JM	M423	184TTFR5302	*	\$567	S2	84.0	13.4-12.6/6.3	17.97	17,68,98
	3600	208-230/460	184JM	M1407	184TTFW7908	*	\$584	S2	85.5	13.6-12.4/6.2	15.59	13,68
	3600	230/460	184JM	U1322	184TTFW4009		\$708	S2	87.5	12.4/6.2	18.35	13
	3600	575	184JM	U1323	184TTFW4021		\$708	S2	87.5	4.9	18.35	13
	1800	208-230/460	184JM	M408	184TTFR7760	*	\$567	S2	84.0	14.4-13.2/6.6	19.35	d,68
	1800	208-230/460	184JM	M1408	184TTFW7760	*	\$567	S2	87.5	14.0-13.0/6.5	15.59	13,68
	1800	230/460	184JM	U1325	184TTFW4042		\$708	S2	87.5	12.6/6.3	18.85	13
	1800	575	184JM	U1326	184TTFW4056		\$708	S2	87.5	5.2	18.85	13
7 1/2	3600	200	213JM	U327	213TTFW4009		\$883	S2	88.5	21.1	22.09	
	3600	208-230/460	184JM	M416	184TTFR8915	*	\$624	S2	85.5	20.0-19.0/9.5	18.85	d,68
	3600	208-230/460	184JM	M1416	184TTFW8915	*	\$624	S2	86.5	19.9-18.4/9.2	16.59	13,68
	3600	208-230/460	213JM	M409	213TTFW7022	*	\$705	S2	84.0	21.2-19.2/9.6	20.59	68
	3600	230/460	213JM	U329	213TTFW4022		\$883	S2	88.5	18.4/9.2	22.09	68
	3600	575	213JM	U331	213TTFW4010		\$883	S2	88.5	7.3	22.09	68
	1800	208-230/460	213JM	M410	213TTFW7047	*	\$807	S2	87.5	22.0-19.4/9.7	20.59	
	1800	230/460	213JM	U334	213TTFW4047		\$1,009	S2	89.5	20.0/10.0	20.59	68
	1800	575	213JM	U335	213TTFW4038		\$1,009	S2	89.5	8.0	20.59	68

PUMP MOTORS

Continued on next page.

Catalog numbers (Cat No.) highlighted in bold blue have efficiency levels that meet or exceed U.S. EPA and/or NRC Canadian standards.

Close-Coupled Pump, JM


Three Phase, Totally Enclosed

C-Face Footed (Rigid Base)

HP	RPM	VOLTS NO.	FRAME NO.	CAT.	MODEL	STOCK	LIST PRICE	MULT. SYMB.	NOM. EFF.	F.L. AMPS	"C" DIM.	FOOT NOTES
10	3600	200	215JM	U336	215TTFW4014		\$1,080	S2	89.5	27.6	22.09	
	3600	208-230/460	215JM	M411	215TTFW7303	*	\$863	S2	86.5	27.0-24.0/12.0	22.09	68
	3600	230/460	215JM	U337	215TTFW4022		\$1,080	S2	89.5	24.0/12.0	22.09	68
	3600	575	215JM	U338	215TTFW4015		\$1,080	S2	89.5	9.6	22.09	
	1800	200	215JM	U339	215TTFW4035		\$1,207	S2	89.5	29.9	22.09	
	1800	208-230/460	215JM	M412	215TTFW7047	*	\$964	S2	88.5	28.0-25.0/12.5	22.09	68
	1800	230/460	215JM	U340	215TTFW4047		\$1,207	S2	89.5	25.6/12.8	22.09	
	1800	575	215JM	U341	215TTFW4036		\$1,207	S2	89.5	10.4	22.09	
15	3600	208-230/460	215JM	M417	215TTFW7022	*	\$1,028	S2	88.5	40.0-37.0/18.5	22.09	68
	3600	208-230/460	254JM	M413	254TTFL5004	*	\$1,080	S2	85.5	41.0-36.0/18.0	26.49	AL,68
	3600	230/460	254JM	U344	254TTFL4006		\$1,350	S2	91.0	35.0/17.5	24.74	AL,68
	3600	575	254JM	U346	254TTFL4010		\$1,350	S2	90.2	14.0	24.74	AL
	1800	200	254JM	U347	254TTFL4034		\$1,637	S2	91.0	46.0	24.74	AL
	1800	208-230/460	254JM	M420	254TTFL5751	*	\$1,309	S2	88.5	43.0-38.5/19.3	26.49	AL,68
	1800	230/460	254JM	U348	254TTFL4031		\$1,637	S2	91.0	40.0/20.0	24.74	AL,68
	1800	575	254JM	U349	254TTFL4036		\$1,637	S2	91.0	16.0	24.74	AL
20	3600	200	256JM	U350	256TTFL4010		\$1,817	S2	90.2	54.1	26.49	AL
	3600	230/460	256JM	M414	256TTFL5023	*	\$1,454	S2	88.5	49.6/24.8	26.49	AL,68
	3600	230/460	256JM	U351	256TTFL4006		\$1,817	S2	90.2	47.0/23.5	26.49	AL,68
	3600	575	256JM	U352	256TTFL4012		\$1,817	S2	90.2	18.8	26.49	AL
	1800	200	256JM	U353	256TTFL4036		\$1,987	S2	91.0	58.7	28.49	AL
	1800	230/460	256JM	U354	256TTFL4031		\$1,987	S2	91.0	51.0/25.5	28.49	AL,68
	1800	230/460	256JM	M421	256TTFL5055	*	\$1,589	S2	88.5	52.0/26.0	26.49	AL,68
	1800	575	256JM	U355	256TTFL4038		\$1,987	S2	91.0	20.4	28.49	AL

Close-Coupled Pump, JP

Single Phase, Drip Proof



Applications: Close-coupled pumps where the pump impeller is mounted directly on the motor shaft in environments that are relatively clean and dry.

- Features:**
- NEMA JP pump shaft dimensions
 - Ball bearings, mechanically locked on shaft end
 - Capacitor start design for high starting torque
 - Capacitor start / capacitor run design for higher efficiency, as noted
 - Continuous duty
 - 1.15 Service Factor
 - UL Recognized and CSA Certified


C-Face Footed (Rigid Base)

HP	RPM	VOLTS	FRAME	CAT. NO.	MODEL NO.	STOCK	LIST PRICE	MULT. SYMB.	NOM. EFF.	F.L. AMPS	"C" DIM.	FOOT NOTES
1	1800	115/208-230	143JP	Z420	143TCDR5330		\$367	S2	72.0	13.4/6.8-6.7	16.68	95
1 1/2	1800	115/208-230	145JP	Z422	145TCDR5329		\$442	S2	77.0	18.6/9.9-9.3	17.68	95
2	1800	115/230	182JP	Z1424	182TCDW7354		\$563	S2	72.0	23.0/11.5	19.15	13
3	3600	115/230	182JP	Z1425	182TCDW8005		\$563	S2	74.0	32.0/16.0	18.65	13
	1800	115/230	184JP	Z1426	184TCDW7626		\$658	S2	75.5	33.0/16.5	20.65	13
5	3600	230	184JP	Z427	184TCDR7909	*	\$824	S2	80.0	24.0	20.15	d,95
	3600	230	184JP	Z1427	184TBDW17011	*	\$824	S2	80.0	22.0	19.46	1,13
	1800	230	213JP	Z428	213TCDW7028		\$904	S2	78.5	28.0	23.79	95
7 1/2	3600	230	213JP	Z429	213TCDW7003	*	\$1,029	S2	78.5	37.0	22.29	95
	1800	230	215JP	Z430	215TBDW7045		\$1,249	S2	84.0	34.5	23.79	1,95
10	3600	230	215JP	Z431	215TCDW7004	*	\$1,324	S2	81.5	47.0	23.79	95
	1800	230	215JP	Z432	215TBDW7030		\$1,514	S2	82.5	44.0	25.04	1,95

Catalog numbers (Cat No.) highlighted in bold blue have efficiency levels that meet or exceed U.S. EPA and/or NRC Canadian standards.

Close-Coupled Pump, JP, Three Phase

Drip-proof, C-Face Footless (Vertical) and C-Face Footed (Rigid Base)



Applications: Close-coupled pumps where the pump impeller is mounted directly on the motor shaft in environments that are relatively clean and dry.

Features:

- NEMA JP pump shaft dimensions
- JPV frame includes drip cover for vertical mount without base
- JP frame has rigid base, drip cover not included
- Ball bearings, mechanically locked on shaft end
- Continuous duty
- 1.15 Service Factor
- UL Recognized and CSA Certified
- UL Listed for Fire Pump applications (except as noted)

Suitable for use on VFD per guidelines on page 17.

HP	RPM	VOLTS	FRAME	CAT. NO.	MODEL NO.	STOCK	LIST PRICE	MULT. SYMB.	NOM. EFF.	F.L. AMPS	"C" DIM.	FOOT NOTES
1	1800	200	143JP	U122	143TTDR4042		\$329	S2	82.5	3.6	17.68	
	1800	200	143JPV	U125	143TTDR4043		\$367	S2	82.5	3.6	17.98	27
	1800	208-230/460	143JP	M101	143TTDR5338		\$263	S2	77.0	3.5-3.6/1.8	16.18	68
	1800	208-230/460	143JPV	M102	143TTDR5337		\$301	S2	77.0	3.5-3.6/1.8	16.48	27,68
	1800	230/460	143JP	U123	143TTDR4036		\$329	S2	82.5	3.1/1.55	17.68	
	1800	230/460	143JPV	U126	143TTDR4037		\$367	S2	82.5	3.1/1.55	17.98	27,68
	1800	575	143JP	U124	143TTDR4048		\$329	S2	82.5	1.1	17.68	
	1800	575	143JPV	U127	143TTDR4049		\$367	S2	82.5	1.1	17.98	27
1 1/2	3600	200	143JP	U128	143TTDR4018		\$376	S2	82.5	5.5	16.18	
	3600	200	143JPV	U131	143TTDR4019		\$414	S2	82.5	5.5	15.98	27
	3600	208-230/460	143JP	M103	143TTDR5307		\$300	S2	80.0	4.9-5.0/2.5	16.18	68
	3600	230/460	143JP	U129	143TTDR4010		\$376	S2	82.5	4.8/2.4	16.18	68
	3600	230/460	143JPV	U132	143TTDR4011		\$414	S2	82.5	4.8/2.4	15.98	27
	3600	575	143JP	U130	143TTDR4023		\$376	S2	82.5	1.9	16.18	
	3600	575	143JPV	U133	143TTDR4025		\$414	S2	82.5	1.9	15.98	27
	1800	200	145JP	U134	145TTDR4042		\$359	S2	84.0	5.0	17.68	
	1800	200	145JPV	U137	145TTDR4043		\$399	S2	84.0	5.0	17.98	27
	1800	208-230/460	145JP	M105	145TTDR5354	*	\$287	S2	80.0	4.8-4.8/2.4	16.18	68
	1800	230/460	145JP	U135	145TTDR4061		\$359	S2	84.0	4.4/2.2	17.68	68
	1800	230/460	145JPV	U138	145TTDR4037		\$399	S2	84.0	4.4/2.2	17.98	27,68
	1800	575	145JP	U136	145TTDR4048		\$359	S2	84.0	1.8	17.68	
1800	575	145JPV	U139	145TTDR4049		\$399	S2	84.0	1.8	17.98	27	
2	3600	200	145JP	U140	145TTDR4017		\$339	S2	84.0	6.2	16.18	
	3600	200	145JPV	U143	145TTDR4018		\$461	S2	84.0	6.2	16.48	27
	3600	230/460	145JP	U141	145TTDR4011		\$422	S2	84.0	5.4/2.7	16.18	68
	3600	230/460	145JPV	U144	145TTDR4012		\$461	S2	84.0	5.4/2.7	16.48	27,68
	3600	575	145JP	U142	145TTDR4023		\$422	S2	84.0	2.2	16.18	
	3600	575	145JPV	U145	145TTDR4024		\$461	S2	84.0	2.2	16.48	27
	1800	200	145JP	U146	145TTDR4068		\$376	S2	84.0	6.7	18.18	
	1800	200	145JPV	U149	145TTDR4069		\$414	S2	84.0	6.7	18.48	27
	1800	208-230/460	145JP	M109	145TTDR5356	*	\$300	S2	81.5	6.2-6.2/3.1	17.18	68
	1800	208-230/460	145JPV	M110	145TTDR5355		\$339	S2	81.5	6.2-6.2/3.1	17.48	27,68
	1800	230/460	145JP	U147	145TTDR4036		\$376	S2	84.0	5.8/2.9	18.18	68
	1800	230/460	145JPV	U150	145TTDR4062		\$414	S2	84.0	5.8/2.9	18.48	27,68
	1800	575	145JP	U148	145TTDR4074		\$376	S2	84.0	2.3	18.18	
	1800	575	145JPV	U151	145TTDR4075		\$414	S2	84.0	2.3	18.48	27

Catalog numbers (Cat No.) highlighted in bold blue have efficiency levels that meet or exceed U.S. EPA and/or NRC Canadian standards.

Continued on next page.

Close-Coupled Pump, JP, Three Phase

Drip-proof, C-Face Footless (Vertical) and C-Face Footed (Rigid Base)

HP	RPM	VOLTS	FRAME	CAT. NO.	MODEL NO.	STOCK	LIST PRICE	MULT. SYMB.	NOM. EFF.	F.L. AMPS	"C" DIM.	FOOT NOTES
3	3600	200	145JP	U152	145TTDR4117		\$472	S2	84.0	10.0	16.68	
	3600	200	145JPV	U155	145TTDR4118		\$511	S2	84.0	10.0	16.98	27
	3600	208-230/460	145JP	M111	145TTDR5319	*	\$378	S2	84.0	8.9-8.4/4.2	16.68	68
	3600	230/460	145JP	U153	145TTDR4111		\$472	S2	84.0	8.4/4.2	16.68	68
	3600	230/460	145JPV	U156	145TTDR4112		\$511	S2	84.0	8.4/4.2	16.98	27,68
	3600	575	145JP	U154	145TTDR4123		\$472	S2	84.0	3.5	16.68	
	3600	575	145JPV	U157	145TTDR4124		\$511	S2	84.0	3.5	16.98	27
	1800	200	182JP	U1158	182TTDW4142		\$438	S2	86.5	9.4	19.66	13
	1800	200	182JPV	U1161	182TTDW4143		\$516	S2	86.5	9.4	19.91	13,27
	1800	208-230/460	182JP	M1113	182TTDW7356		\$367	S2	81.5	9.2-9.0/4.5	18.41	13
	1800	208-230/460	182JP	M170	182TTDR5338	*	\$351	S2	84.0	9.2-8.6/4.3	19.65	13,68
	1800	208-230/460	182JPV	M171	182TTDR5339		\$430	S2	84.0	9.2-8.6/4.3	20.00	13,27,68
	1800	230/460	182JP	U1159	182TTDW4136		\$438	S2	86.5	8.2/4.1	19.91	13
	1800	230/460	182JPV	U1162	182TTDW4048		\$516	S2	86.5	8.6/4.3	19.84	13,27
	1800	575	182JP	U1160	182TTDW4148		\$438	S2	86.5	3.45	19.66	13
	1800	575	182JPV	U1163	182TTDW4149		\$516	S2	86.5	3.45	19.91	13,27
5	3600	200	182JP	U1164	182TTDW4118		\$566	S2	86.5	13.8	19.16	13
	3600	200	182JPV	U1167	182TTDW4119		\$642	S2	86.5	13.8	19.84	13,27
	3600	208-230/460	182JP	M172	182TTDR5305		\$453	S2	88.5	13.5-12.4/6.2	19.65	13,68
	3600	208-230/460	182JP	M114	182TTDR7605	*	\$468	S2	82.5	15.0-14.0/7.0	18.41	d,68
	3600	208-230/460	182JP	M1114	182TTDW7605	*	\$468	S2	81.5	14.6-14.0/7.0	17.46	13,68
	3600	230/460	182JP	U1165	182TTDW4811		\$566	S2	86.5	12.0/6.0	19.65	
	3600	230/460	182JPV	U1168	182TTDW4113		\$642	S2	86.5	12.0/6.0	19.84	13,27
	3600	575	182JP	U1166	182TTDW4124		\$566	S2	86.5	4.8	19.16	13
	3600	575	182JPV	U1169	182TTDW4125		\$642	S2	86.5	4.8	19.84	13,27
	1800	200	184JP	U1170	184TTDW4142		\$566	S2	87.5	14.5	20.41	13
	1800	200	184JPV	U1173	184TTDW4143		\$642	S2	87.5	14.5	20.84	27
	1800	208-230/460	184JP	M115	184TTDR7358	*	\$453	S2	82.5	14.4-14.2/7.1	17.38	68,98,CF,d
	1800	208-230/460	184JP	M1115	184TTDR7358	*	\$453	S2	87.5	16.0-14.8/7.4	17.88	13,68
	1800	208-230/460	184JPV	M1163	184TTDR8039		\$532	S2	82.5	14.5-13.4/6.7	19.84	13,27,98
	1800	230/460	184JP	U1171	184TTDW4136		\$566	S2	87.5	12.6/6.3	20.41	13
	1800	575	184JP	U1172	184TTDW4148		\$566	S2	87.5	5.3	20.16	13
1800	575	184JPV	U1175	184TTDW4149		\$642	S2	87.5	5.0	20.84	13,27	
7 1/2	3600	200	184JP	U1176	184TTDW4117		\$680	S2	87.5	20.7	20.16	13
	3600	200	184JPV	U1179	184TTDW4118		\$758	S2	87.5	20.2	20.84	13,27
	3600	208-230/460	184JP	M116	184TTDR7604	*	\$543	S2	84.5	21.0-19.4/9.7	19.41	d,68,98
	3600	208-230/460	184JP	M1116	184TTDW7604	*	\$543	S2	84.0	21.0-19.0/9.5	18.38	13,68
	3600	230/460	184JP	U1177	184TTDW4111		\$680	S2	87.5	18.0/9.0	20.41	13
	3600	230/460	184JPV	U1180	184TTDW4112		\$758	S2	87.5	17.6/8.8	20.32	13,27
	3600	575	184JP	U1178	184TTDW4123		\$680	S2	87.5	7.2	20.16	13
	3600	575	184JPV	U1181	184TTDW4124		\$758	S2	87.5	7.2	20.32	13,27
	1800	200	213JP	U182	213TTDW4044		\$818	S2	88.5	22.1	23.03	
	1800	200	213JPV	U185	213TTDW4051		\$921	S2	88.5	22.1	24.31	27
	1800	208-230/460	213JP	M117	213TTDW7049	*	\$654	S2	84.0	22.0-21.6/10.8	21.53	68
	1800	208-230/460	213JP	M165	213TTDW7050		\$758	S2	84.0	22.0-21.6/10.8	22.81	27,68
	1800	230/460	213JP	U183	213TTDW4049		\$818	S2	88.5	19.2/9.6	23.03	
	1800	230/460	213JPV	U186	213TTDW4037		\$921	S2	88.5	19.4/9.2	23.03	27,68
	1800	575	213JP	U184	213TTDW4039		\$818	S2	88.5	7.6	23.03	
	1800	575	213JPV	U187	213TTDW4052		\$921	S2	88.5	7.7	24.31	27

Catalog numbers (Cat No.) highlighted in bold blue have efficiency levels that meet or exceed U.S. EPA and/or NRC Canadian standards.

Continued on next page.

Close-Coupled Pump, JP, Three Phase

DripProof, C-Face Footless (Vertical) and C-Face Footed (Rigid Base)

HP	RPM	VOLTS	FRAME	CAT. NO.	MODEL NO.	STOCK	LIST PRICE	MULT. SYMB.	NOM. EFF.	F.L. AMPS	"C" DIM.	FOOT NOTES
10	3600	200	213JP	U188	213TTDW4011		\$874	S2	88.5	26.9	23.03	
	3600	200	213JPV	U191	213TTDW4013		\$976	S2	88.5	26.9	24.31	27
	3600	208-230/460	213JP	M118	213TTDW7024	*	\$699	S2	85.5	28.0-25.0/12.5	21.53	68
	3600	208-230/460	213JPV	M166	213TTDW7025		\$801	S2	85.5	27.6-25.0/12.5	22.81	27,68
	3600	230/460	213JP	U189	213TTDW4024		\$874	S2	88.5	23.4/11.7	23.03	68
	3600	230/460	213JPV	U192	213TTDW4025		\$976	S2	88.5	23.4/11.7	24.31	27,68
	3600	575	213JP	U190	213TTDW4012		\$874	S2	88.5	9.4	23.03	
	3600	575	213JPV	U193	213TTDW4014		\$976	S2	88.5	9.3	24.31	27
	1800	200	215JP	U194	215TTDW4044		\$970	S2	89.5	28.8	23.03	
	1800	200	215JPV	U197	215TTDW4053		\$1,072	S2	89.5	28.8	24.31	27
	1800	208-230/460	215JP	M119	215TTDW7049	*	\$776	S2	87.5	29.0-26.4/13.2	23.03	68
	1800	208-230/460	215JPV	M167	215TTDW7050		\$879	S2	87.5	29.2-26.4/13.2	24.31	27,68
	1800	230/460	215JP	U195	215TTDW4049		\$970	S2	89.5	25.0/12.5	23.03	68
	1800	230/460	215JPV	U198	215TTDW4050		\$1,072	S2	89.5	25.0/12.5	24.31	27,68
	1800	575	215JP	U196	215TTDW4051		\$970	S2	89.5	10.0	23.03	
	1800	575	215JPV	U199	215TTDW4052		\$1,072	S2	89.0	10.0	24.31	27
15	3600	200	215JP	U200	215TTDW4011		\$1,080	S2	90.2	39.0	24.28	
	3600	200	215JPV	U203	215TTDW4013		\$1,183	S2	90.2	39.1	25.56	27
	3600	208-230/460	215JP	M120	215TTDW7024	*	\$863	S2	86.5	42.0-38.0/19.0	23.03	68
	3600	208-230/460	215JPV	M168	215TTDW7025		\$967	S2	86.5	42.0-38.0/19.0	24.31	27,68
	3600	230/460	215JP	U201	215TTDW4024		\$1,080	S2	90.2	34.0/17.0	24.28	68
	3600	230/460	215JPV	U204	215TTDW4025		\$1,183	S2	90.2	34.0/17.0	25.56	27,68
	3600	575	215JP	U202	215TTDW4012		\$1,080	S2	90.2	13.6	24.28	
	3600	575	215JPV	U205	215TTDW4014		\$1,183	S2	90.2	13.6	25.56	27
	1800	200	254JP	U206	254TTDX4074		\$1,312	S2	91.0	44.0	27.04	
	1800	200	254JPV	U209	254TTDX4060		\$1,461	S2	91.0	44.0	28.33	27
	1800	208-230/460	254JP	M121	254TTDX7042	*	\$1,049	S2	87.5	43.0-39.2/19.6	25.29	68
	1800	208-230/460	254JPV	M122	254TTDX7043	*	\$1,197	S2	87.5	43.0-39.2/19.6	26.58	27
	1800	230/460	254JP	U207	254TTDX4075		\$1,312	S2	91.0	38.5/19.2	27.04	
	1800	230/460	254JPV	U210	254TTDX4041		\$1,461	S2	91.0	38.5/19.2	28.33	27
	1800	575	254JP	U208	254TTDX4340		\$1,312	S2	91.0	15.4	27.04	
	1800	575	254JPV	U211	254TTDX4341		\$1,461	S2	91.0	15.4	28.33	27
20	3600	200	254JP	U212	254TTDX4014		\$1,363	S2	91.0	53.1	25.29	
	3600	200	254JPV	U215	254TTDX4010		\$1,512	S2	91.0	53.1	26.58	27
	3600	208-230/460	254JP	M123	254TTDX7007	*	\$1,089	S2	88.5	52.6-47.0/23.5	25.29	68
	3600	230/460	254JP	U213	254TTDX4017		\$1,363	S2	91.0	46.0/23.1	25.29	
	3600	230/460	254JPV	U216	254TTDX4012		\$1,512	S2	91.0	46.0/23.1	26.58	27,68
	3600	575	254JP	U214	254TTDX4008		\$1,363	S2	91.0	18.0	25.29	
	3600	575	254JPV	U217	254TTDX4016		\$1,512	S2	91.0	18.5	26.58	27
	1800	200	256JP	U218	256TTDX4064		\$1,583	S2	91.0	60.0	27.04	
	1800	200	256JPV	U221	256TTDX4065		\$1,730	S2	91.0	59.8	28.33	27
	1800	208-230/460	256JP	M124	256TTDX7054	*	\$1,266	S2	88.5	56.4-52.8/26.4	27.04	
	1800	230/460	256JP	U219	256TTDX4063		\$1,583	S2	91.0	52.0/26.0	27.04	68
	1800	575	256JP	U220	256TTDX4328		\$1,583	S2	91.0	20.8	27.04	
1800	575	256JPV	U223	256TTDX4059		\$1,730	S2	91.0	20.8	28.33	27	
25	3600	200	256JP	U224	256TTDX4022		\$1,603	S2	91.0	66.7	27.04	
	3600	208-230/460	256JP	M125	256TTDX7009	*	\$1,282	S2	89.5	66.0-61.0/30.5	27.04	68
	3600	230/460	256JP	U225	256TTDX4004		\$1,603	S2	91.0	58.0/29.0	27.04	68
	3600	575	256JP	U226	256TTDX4023		\$1,603	S2	91.0	23.2	27.04	

Catalog numbers (Cat No.) highlighted in bold blue have efficiency levels that meet or exceed U.S. EPAAct and/or NRCan Canadian standards.

Continued on next page.

Close-Coupled Pump, JP, Three Phase

Dripproof, C-Face Footed (Rigid Base)

HP	RPM	VOLTS	FRAME	CAT. NO.	MODEL NO.	STOCK	LIST PRICE	MULT. SYMB.	NOM. EFF.	F.L. AMPS	"C" DIM.	FOOT NOTES
25	1800	200	284JP	U227	284TTDP4044		\$1,914	S2	91.7	70.0	27.18	
	1800	230/460	284JP	M126	284TTDP7072	*	\$1,532	S2	87.5	66.0/33.0	27.18	68
	1800	230/460	284JP	U228	284TTDP4058		\$1,914	S2	91.7	61.0/30.5	27.18	68
	1800	575	284JP	U229	284TTDP4045		\$1,914	S2	91.7	24.5	27.18	
30	3600	200	284JP	U230	284TTDP4011		\$1,954	S2	91.0	83.0	27.18	
	3600	230/460	284JP	M127	284TTDP7302	*	\$1,562	S2	88.5	73.0/36.5	27.18	68
	3600	230/460	284JP	U231	284TTDP4022		\$1,954	S2	91.0	72.0/36.0	27.18	
	3600	575	284JP	U232	284TTDP4012		\$1,954	S2	91.0	29.0	27.18	
	1800	200	286JP	U233	286TTDP4048		\$2,211	S2	92.4	83.0	28.68	
	1800	230/460	286JP	M128	286TTDP7054	*	\$1,729	S2	89.5	79.0/39.5	28.68	68
	1800	230/460	286JP	U234	286TTDP4074		\$2,211	S2	92.4	72.0/36.0	28.68	68
	1800	575	286JP	U235	286TTDP4049		\$2,211	S2	92.4	28.8	28.68	
	40	3600	230/460	286JP	M129	286TTDP7018	*	\$1,957	S2	88.5	100/50.0	28.68
3600		230/460	286JP	U236	286TTDP4020		\$2,446	S2	91.7	94.0/47.0	28.68	
3600		575	286JP	U237	286TTDP4024		\$2,446	S2	91.7	38.0	28.68	
1800		230/460	324JP	U238	324TTDP4348		\$2,889	S2	93.0	97.0/48.5	29.12	68
1800		230/460	324JP	M130	324TTDP7073	*	\$2,311	S2	89.5	106/53.0	29.12	68
1800		575	324JP	U239	324TTDP4033		\$2,889	S2	93.0	39.0	29.12	
50	3600	230/460	324JP	M133	324TTDP8610	*	\$2,504	S2	89.5	124/62.0	29.12	68
	3600	230/460	324JP	U240	324TTDP4002		\$3,129	S2	92.4	117/58.5	29.12	
	3600	575	324JP	U241	324TTDP4011		\$3,149	S2	92.4	47.0	29.12	
	1800	230/460	326JP	M131	326TTDP7330	*	\$2,668	S2	90.2	130/65.0	30.62	68
	1800	230/460	326JP	U242	326TTDP4340		\$3,337	S2	93.0	123/61.5	30.62	
	1800	575	326JP	U243	326TTDP4032		\$3,337	S2	93.0	49.0	30.62	

Blue shaded areas are Cast Iron Frames

Catalog numbers (Cat No.) highlighted in bold blue have efficiency levels that meet or exceed U.S. EPA and/or NRC Canadian standards.

Close-Coupled Pump, JP, Three Phase

Totally Enclosed, C-Face Footed (Rigid Base)



Applications: Close-coupled pumps where the pump impeller is mounted directly on the motor shaft in damp, dusty, or dirty environments.

Features:



- **More ratings available, contact Marathon for price and availability**
- NEMA JP pump shaft dimensions
- Ball bearings, mechanically locked on shaft end
- Continuous duty
- 1.15 Service Factor
- UL Recognized and CSA Certified

Suitable for use on VFD per guidelines on page 17.

HP	RPM	VOLTS	FRAME	CAT. NO.	MODEL NO.	STOCK	LIST PRICE	MULT. SYMB.	NOM. EFF.	F.L. AMPS	"C" DIM.	FOOT NOTES
7 1/2	3600	200	213JP	U328	213TTFW4011		\$883	S2	89.5	21.2	25.96	
	3600	208-230/460	184JP	M216	184TTFR8914	*	\$624	S2	85.5	20.0-19.0/9.5	21.91	d,68
	3600	208-230/460	184JP	M1216	184TTFW8914	*	\$624	S2	86.5	19.9-18.4/9.2	21.91	13,68
	3600	230/460	213JP	U330	213TTFW4024		\$883	S2	89.5	18.4/9.2	24.46	68
	3600	575	213JP	U332	213TTFW4012		\$883	S2	89.5	7.4	25.96	
15	3600	200	254JP	U343	254TTFL4009		\$1,350	S2	91.0	40.3	27.60	AL
	3600	208-230/460	215JP	M217	215TTFW7024		\$1,028	S2	88.5	40.0-37.0/18.5	25.96	68
	3600	208-230/460	254JP	M213	254TTFL5003	*	\$1,080	S2	85.5	41.0-36.0/18.0	27.60	AL,68
	3600	230/460	254JP	U345	254TTFL4007		\$1,350	S2	91.0	35.0/17.5	27.60	AL,68
	3600	575	254JP	U356	254TTFL4011		\$1,350	S2	91.0	14.0	27.60	AL

Catalog numbers (Cat No.) highlighted in bold blue have efficiency levels that meet or exceed U.S. EPA and/or NRC Canadian standards.

Fire Pump, Three Phase

Dripproof, Rigid Base



Applications: For use on pumps designed for fire pump duty and installed per NFPA-20. These Dripproof motors are intended for installation in relatively clean and dry environments. **Fire Pump motors are not recommended for use with variable frequency drives.**

- Features:**
- Ball bearings
 - 1.15 Service Factor
 - Red paint on 25 HP through 200 HP
 - NEMA Design B, Code G or less
 - Dual voltage motors have 12 leads, suitable for wye-delta or across the line start on either voltage, or part winding start on low voltage
 - Single voltage motors have 12 leads and are suitable for wye-delta, across the line, or part winding start
 - Will accept C- Face kits, see Accessories section
 - UL Listed, CSA Certified and CE Mark
 - 230/460 and 460 Volt models rated for 50 HZ at next lower HP, 1.15 SF as noted

HP	RPM	VOLTS	FRAME	CAT. NO.	MODEL NO.	STOCK	LIST PRICE	MULT. SYMB.	NOM. EFF.	F.L. AMPS	"C" DIM.	FOOT NOTES
25	3600	200/400	256T	U501	256TTDX4020		\$1,628	E2	91.0	66.5/33.5	22.32	
	3600	200/400	256T	Y621	256TTDX8522		\$1,321	E2	89.5	70.0/35.0	22.32	
	3600	230/460	256T	U500	256TTDX4024		\$1,628	E2	91.0	58.0/29.0	22.32	68
	1800	200/400	284T	U503	284TTDP4047		\$1,612	E2	91.7	70/35.0	23.49	
	1800	200/400	284T	Y623	284TTDP8629		\$1,307	E2	88.5	76.0/38.0	23.49	
	1800	230/460	284T	U502	284TTDP4027		\$1,612	E2	91.7	61.0/30.5	23.49	68
30	3600	200/400	284TS	Y625	284TSTDP8618		\$1,500	E2	88.5	84.0/42.0	22.06	
	3600	230/460	284TS	Y624	284TSTDP8621		\$1,500	E2	88.5	73.0/36.5	22.06	68
	3600	230/460	284TS	U504	284TSTDP4002		\$1,942	E2	91.0	72.0/36.0	22.06	68
	1800	200/400	286T	Y627	286TTDP8371		\$1,526	E2	89.5	91.0/45.5	24.99	
	1800	230/460	286T	U506	286TTDP4041		\$1,875	E2	92.4	72.0/36.0	24.99	68
40	3600	200/400	286TS	Y629	286TSTDP8608	*	\$2,042	E2	88.5	115/57.5	23.56	
	3600	200/400	286TS	U509	286TSTDP4023		\$2,486	E2	91.7	108/54.0	23.56	
	3600	230/460	286TS	U508	286TSTDP4022	*	\$2,486	E2	91.7	94.0/47.0	23.56	68
	1800	200/400	324T	Y631	324TTDP8630		\$1,903	E2	89.5	122/61.0	26.00	
	1800	230/460	324T	U510	324TTDP4038		\$2,332	E2	93.0	97.0/48.5	26.00	68
50	3600	200/400	324TS	Y633	324TSTDP8607	*	\$2,517	E2	89.5	143/71.5	24.50	
	3600	200/400	324TS	U513	324TSTDP4007		\$2,954	E2	92.4	135/67.5	24.50	
	3600	230/460	324TS	U512	324TSTDP4010	*	\$2,954	E2	92.4	117/58.5	24.50	68
	1800	200/400	326T	U515	326TTDP4344		\$2,718	E2	93.0	141/70.5	27.50	
	1800	200/400	326T	Y635	326TTDP8268		\$2,221	E2	90.2	150/75.0	27.50	
	1800	230/460	326T	U514	326TTDP4345		\$2,718	E2	93.0	123/61.5	27.50	68
60	3600	200/400	326TS	Y637	326TSTDP8219	*	\$3,016	E2	90.2	167/83.5	26.00	
	3600	200/400	326TS	U517	326TSTDP4022		\$3,359	E2	93.0	155/77.5	26.00	
	3600	230/460	326TS	U516	326TSTDP4024	*	\$3,359	E2	93.0	135/67.5	26.00	68
	1800	200/400	326TS	Y663	326TSTDP8929		\$2,657	E2	91.7	177/88.5	26.00	
	1800	200/400	364T	Y641	364TTDS8274		\$2,875	E2	91.0	176/88.0	28.62	
	1800	200/400	364TS	U519	364TSTDS4337		\$3,425	E2	93.6	166/83.0	26.50	
	1800	200/400	364TS	Y639	364TSTDS8328		\$2,875	E2	91.0	177/88.5	26.50	
	1800	230/460	364T	U520	364TTDS4328		\$3,425	E2	93.6	144/72.0	28.62	68
	1800	230/460	364TS	U518	364TSTDS4332	*	\$3,425	E2	93.6	144/72.0	26.50	68
75	3600	200/400	364TS	U523	364TSTDS4024		\$4,604	E2	93.0	210/105	26.50	
	3600	200/400	364TS	Y643	364TSTDS8503	*	\$4,021	E2	90.2	212/106	26.50	

Blue shaded areas are Cast Iron Frames

Catalog numbers (Cat No.) highlighted in bold blue have efficiency levels that meet or exceed U.S. EPA and/or NRC Canadian standards.

PUMP MOTORS

Continued on next page.

Fire Pump, Three Phase

Drip-proof, Rigid Base

HP	RPM	VOLTS	FRAME	CAT. NO.	MODEL NO.	STOCK	LIST PRICE	MULT. SYMB.	NOM. EFF.	F.L. AMPS	"C" DIM.	FOOT NOTES
75	3600	230/460	364TS	U522	364TSTDS4025	★	\$4,604	E2	93.0	183/91.5	26.50	68
	1800	200/400	365TS	Y645	365TSTDS8637		\$3,657	E2	91.7	214/107	27.50	
	1800	200/400	365TS	U525	365TSTDS4347		\$4,172	E2	94.1	204/102	27.50	
	1800	230/460	365TS	U524	365TSTDS4332	★	\$4,172	E2	94.1	177/88.5	27.50	68
100	3600	200/400	365TS	U527	365TSTDS4303	★	\$6,047	E2	93.0	276/138	27.50	
	3600	200/400	365TS	Y647	365TSTDS7904	★	\$5,528	E2	91.7	274/137	27.50	
	3600	230/460	365TS	U526	365TSTDS4025	★	\$6,047	E2	93.0	240/120	27.50	68
	1800	200/400	404TS	U529	404TSTDS4333	★	\$5,402	E2	94.1	271/136	29.50	
	1800	200/400	404TS	Y649	404TSTDS8561		\$4,712	E2	93.0	274/137	29.50	
	1800	230/460	404TS	U528	404TSTDS4332	★	\$5,321	E2	94.1	236/118	29.50	68
125	3600	200/400	404TS	Y651	404TSTDS7623	★	\$6,800	E2	92.4	322/161	29.50	
	3600	200/400	404TS	U531	404TSTDS14008		\$7,523	E2	93.6	327/163	29.50	
	3600	230/460	404TS	U530	404TSTDS4017	★	\$7,523	E2	93.6	284/142	29.50	68
	1800	200/400	405TS	U533	405TSTDS4333		\$6,371	E2	94.5	336/168	31.00	
	1800	230/460	405TS	U532	405TSTDS4332	★	\$6,371	E2	94.5	292/146	31.00	68
150	3600	460	405TS	U534	405TSTDS4006	★	\$9,152	E2	93.6	169	31.00	68
	1800	460	444TS	U535	444TSTDS4332	★	\$9,201	E2	95.0	173	34.00	68
200	3600	460	444TS	U536	444TSTDS4010	★	\$14,236	E2	94.5	225	34.00	68
	1800	460	445TS	U537	445TSTDS4332	★	\$11,624	E2	95.0	233	36.00	68
250	3600	460	445TS	Y658	445TSTDS7303	★	\$13,858	E2	93.6	275	36.00	68
	1800	460	445TS	Y659	445TSTDS7936	★	\$11,991	E2	95.0	287	36.00	68
300	3600	460	447TS	H178	447TSTDN7001	★	\$15,826	E6	95.0	332	39.50	F,25,68
	1800	460	447TS	H812	447TSTDN7026	★	\$14,945	E6	95.4	345	39.50	F,25,68
350	3600	460	447TS	H193	447TSTDN7003	★	\$18,128	E6	95.0	385	39.50	F,25,68
	1800	460	447TS	H813	447TSTDN7027	★	\$16,242	E6	95.4	400	39.50	F,25,68
400	3600	460	447TS	H817	447TSTDN7005	★	\$20,626	E6	95.4	440	39.50	F,25,68
	1800	460	447TS	H814	447TSTDN7028	★	\$18,851	E6	95.4	450	39.50	F,25
450	3600	460	449TS	H818	449TSTDN7001	★	\$22,030	E6	95.8	495	44.50	F,TS,25,68
	1800	460	449TS	H815	449TSTDN7026		\$20,147	E6	95.4	510	44.50	F,TS,25
500	3600	460	449TS	H819	449TSTDN7003	★	\$24,862	E6	95.8	545	44.50	F,TS,25
	1800	460	449TS	H816	449TSTDN7027		\$22,076	E6	95.8	560	44.50	F,TS,25

Blue shaded areas are Cast Iron Frames

Catalog numbers (Cat No.) highlighted in bold blue have efficiency levels that meet or exceed U.S. EPA and/or NRC Canadian standards.

Pool (Above-Ground), Spa and Jetted Tub

Single Compartment, Single Phase, Dripproof



Features:

- Designed for Spa Duty only
- Permanent Split Capacitor (PSC)
- Fixed CW rotation, viewed opposite shaft end
- Shaft type is threaded
- UL Recognized and CSA Certified

Rigid Base - Single Speed

HP	RPM	VOLTS	FRAME	CAT. NO.	MODEL NO.	STOCK	LIST PRICE	MULT. SYMB.	SERVICE FACTOR	F.L. AMPS	"C" DIM.	FOOT NOTES
1/15	1800	115	56Z	RB901	5KCP35DNC172X	*	\$122	F1	1.0	1.3	9.76	
	1800/1500	230/220-240	56Z	RB902	5KCP35DNC173X	*	\$132	F1	1.0	0.7	9.76	
	1800/1500	230/220-240	56Z	RB951	5KCP35DNC174T		\$183	F1	1.0	0.7/0.5	9.73	50,N
1/2	3600	115	56Z	RB701	5KCP38HN4301X		\$139	F1	1.0	5.2	11.22	
3/4	3600	115	56Z	RB702	5KCP38JN4300X		\$155	F1	1.0	7.0	11.22	
1	3600	115	56Z	RB703	5KCP38LN4222X		\$170	F1	1.0	9.4	11.22	
	3600	230	56Z	RB723	5KCP38LN4455X	*	\$170	F1	1.0	4.3	11.22	
1 1/2	3600	115/230	56Z	RB704	5KCP39SN4429X		\$211	F1	1.0	13.0/6.5	11.75	
	3600	115/230	56Z	RB714	5KCP48PN9170X		\$211	F1	1.0	13.0/6.5	12.37	
2	3600	230	56Z	RB715	5KCP49RN9289X	*	\$231	F1	1.0	8.4	12.92	
	3600	115/230	56Z	RB705	5KCP39SN4249X		\$241	F1	1.0	17.2/8.6	12.50	
2 1/2	3600	230	56Z	RB716	5KCP49SN9306X	*	\$261	F1	1.0	10.2	12.92	
	3600	230	56Z	RB706	5KCP39TN4454X	*	\$261	F1	1.0	10.0	12.50	
3	3600	230	56Z	RB717	5KCP49TN9307X	*	\$292	F1	1.0	12.0	13.56	
4	3600	230	56Z	RB718	5KCP49WN9308X	*	\$353	F1	1.0	16.0	14.64	
5	3600	230	56Z	RB719	5KCP49ZN9130T		\$414	F1	1.0	19.5	14.64	

Rigid Base - Two Speed

HP	RPM	VOLTS	FRAME	CAT. NO.	MODEL NO.	STOCK	LIST PRICE	MULT. SYMB.	SERVICE FACTOR	F.L. AMPS	"C" DIM.	FOOT NOTES
1/2	3600/1800	115	56Z	RB801	5KCP38LN4302X		\$200	F1	1.0	5.2/2.2	11.22	
3/4	3600/1800	115	56Z	RB802	5KCP39NN4294X		\$216	F1	1.0	7.3/2.6	11.75	
1	3600/1800	115	56Z	RB803	5KCP39RN4422X		\$231	F1	1.0	8.8/3.0	12.50	
	3600/1800	230	56Z	RB823	5KCP39PNB827X		\$231	F1	1.0	4.5/1.6	11.75	
1 1/2	3600/1800	115	56Z	RB804	5KCP39SN4457X	*	\$261	F1	1.0	13.2/3.8	12.50	
	3600/1800	230	56Z	RB824	5KCP39SN4462X	*	\$261	F1	1.0	6.8/2.5	12.50	
2	3600/1800	230	56Z	RB805	5KCP39TN4458X	*	\$292	F1	1.0	8.4/3.0	12.50	
	3600/1800	230	56Z	RB815	5KCP49SN9312X	*	\$292	F1	1.0	8.4/2.7	12.92	
2 1/2	3600/1800	230	56Z	RB816	5KCP49TN9313X	*	\$322	F1	1.0	10.0/3.5	12.92	
	3600/1800	230	56Z	RB806	5KCP39UN4459X	*	\$322	F1	1.0	10.0/2.9	13.19	
3	3600/1800	230	56Z	RB817	5KCP49UN9314X	*	\$353	F1	1.0	12.0/3.9	13.56	
	3600/1800	230	56Z	RB807	5KCP39VN4461X	*	\$353	F1	1.0	12.0/3.3	13.19	
4	3600/1800	230	56Z	RB818	5KCP49ZN9315X	*	\$414	F1	1.0	16.0/4.5	14.64	
5	3600/1800	230	56Z	RB819	5KCP49ZN9132T		\$475	F1	1.0	19.5/5.0	14.64	



Features:

- Direct replacement for Polaris and Letro pumps
- Switchless and capacitor start
- UL Recognized and CSA Certified

C-Face Footless

HP	RPM	VOLTS	FRAME	CAT. NO.	MODEL NO.	STOCK	LIST PRICE	MULT. SYMB.	SERVICE FACTOR	S.F. AMPS	"C" DIM.	FOOT NOTES
3/4	3600	115/230	56CZ	C1502	5KC46KN2408X	*	\$228	F1	1.5	15.0/7.5	12.72	2,48
	3600	115/230	56CZ	P730	5KCP49MN9091X	*	\$243	F1	1.5	12.0/6.0	13.32	48,97
	3600	115/230	56CZ	C1510	5KCP46KN9075X	*	\$243	F1	1.5	13.5/6.8	13.3	48,97

Pool (Above-Ground), Spa and Jetted Tub

Two Compartment, Single Phase, Dripproof, Rigid Base



Features:

- Capacitor start design for high starting torque
- Capacitor start/capacitor run design for higher efficiency, as noted
- Split phase, as noted
- 50° C Ambient
- Fixed CW rotation, viewed opposite shaft end
- Extended clamp screws
- Shaft type is threaded
- UL Recognized and CSA Certified

Single Speed

HP	RPM	VOLTS	FRAME	CAT. NO.	MODEL NO.	STOCK	LIST PRICE	MULT. SYMB.	SERVICE FACTOR	F.L. AMPS	"C" DIM.	FOOT NOTES
1/2	3600	115	56Y	H890	5KH39EN6143X	★	\$125	F1	1.0	7.5	9.88	d,3
3/4	3600	115/230	56Z	C1453	5KC39JN2895X	★	\$189	F1	1.0	9.0/4.5	10.8	
	3600	115	56Z	H909	5KH33JN6141X	★	\$140	F1	1.0	9.9	10.31	d,3
1	3600	115/230	56Y	C1454	5KC33NN2896X	★	\$204	F1	1.0	11.7/5.9	11.8	
	3600	115	56Y	C1429	5KC33NN4099X	★	\$199	F1	1.0	11.7	11.78	
	3600	115	56Y	H910	5KH33NN6142X	★	\$155	F1	1.0	12.4	10.71	d,3
1 1/2	3600	115/230	56Y	C1455	5KCR39SN2897X	★	\$235	F1	1.0	14.4/7.2	13.2	ES,1
	3600	115	56Y	H921	5KH36SN6140X	★	\$185	F1	1.0	15.8	11.84	d,3
	3600	230	56Y	C1901	5KC36SN6144X	★	\$190	F1	1.0	8.6	11.30	d
	3600	115/230	56Y	C1905	5KC39SN6139X	★	\$195	F1	1.0	16.0/8.0	11.8	d
2	3600	230	56Y	C1456	5KCR39UN2898X	★	\$260	F1	1.0	8.5	13.2	ES,1
3	3600	230	56Y	C1503	5KCR39UN6097X	★	\$291	F1	1.0	12.5	14.1	ES,F,1

Two Speed

HP	RPM	VOLTS	FRAME	CAT. NO.	MODEL NO.	STOCK	LIST PRICE	MULT. SYMB.	SERVICE FACTOR	F.L. AMPS	"C" DIM.	FOOT NOTES
3/4	3600/1800	115	56Y	C1322	5KC33NN2899X	★	\$204	F1	1.0	8.8/2.6	11.8	
	3600/1800	115	48Y	C1902	5KC38NN3663X	★	\$165	F1	1.0	8.8/2.6	11.30	d
	3600/1800	230	56Y	C1457	5KC33NN2900X	★	\$210	F1	1.0	4.4/1.3	11.8	
1	3600/1800	115	56Y	C1323	5KC39RN2901X	★	\$220	F1	1.0	11.9/3.3	13.2	
	3600/1800	115	56Y	C1903	5KC38RN3662X	★	\$180	F1	1.0	11.9/3.3	11.30	d
	3600/1800	230	56Y	C1324	5KC39RN2902X	★	\$225	F1	1.0	5.8/1.9	13.2	
1 1/2	3600/1800	115	56Y	C1316	5KCR39UN6113X	★	\$250	F1	1.0	16.0/6.2	13.2	ES,1
	3600/1800	230	56Y	C1326	5KCR39UN2903X	★	\$255	F1	1.0	6.9/2.6	13.2	ES,1
2	3600/1800	230	56Y	C1327	5KCR39UN2904X	★	\$281	F1	1.0	8.8/2.6	13.24	ES,1
3	3600/1800	230	56Y	C1504	5KCR39UN6098X	★	\$342	F1	1.0	13.0/3.7	14.86	ES,F,1

Replacement for Doughboy / LoMart

HP	RPM	VOLTS	FRAME	CAT. NO.	MODEL NO.	STOCK	LIST PRICE	MULT. SYMB.	SERVICE FACTOR	F.L. AMPS	"C" DIM.	FOOT NOTES
1	3600	115	48Y	H920	5KH35HN4067X	★	\$145	F1	1.0	10.0	9.67	d,3
	3600	115	48Y	H911	5KH35HN3664X	★	\$145	F1	1.0	10.0	9.88	d,3,16
1 1/2	3600	115	48Y	H923	5KH39SN4112X	★	\$175	F1	1.0	15.8	11.30	d,3

Pool (In-Ground), Spa, Single Compartment

Single Phase, Dripproof, Square Flange



Features:

- Permanent Split Capacitor (PSC)
- 50° C Ambient
- Fixed CW rotation, viewed opposite shaft end
- Threaded shaft motors are 303 stainless
- UL1081 approved
- UL Recognized and CSA Certified

Single Speed - Full Rated

HP	RPM	VOLTS	FRAME	CAT. NO.	MODEL NO.	STOCK	LIST PRICE	MULT. SYMB.	SERVICE FACTOR	S.F. AMPS	"C" DIM.	FOOT NOTES
1/2	3600	115/230	56Y	RB102	5KCP49JN9157X	★	\$183	F1	1.90	10.0/5.0	12.26	
3/4	3600	115/230	56Y	RB103	5KCP49LN9159X	★	\$205	F1	1.65	12.4/6.2	12.26	
	3600	115/208-230	56Y	RB133	5KCP48PN9163X	★	\$236	F1	1.65	11.0/5.9-5.5	13.02	ES
1	3600	115/230	56Y	RB104	5KCP48NN9161X	★	\$228	F1	1.65	15.6/7.8	13.02	
	3600	115/208-230	56Y	RB134	5KCP49RN9164X	★	\$258	F1	1.65	14.0/7.6-7.0	13.58	ES
1 1/2	3600	115/230	56Y	RB105	5KCP48PN9158X	★	\$273	F1	1.50	20.6/10.3	13.02	
	3600	115/208-230	56Y	RB135	5KCP49SN9166X	★	\$303	F1	1.50	18.2/9.9-9.1	13.58	ES
2	3600	230	56Y	RB106	5KCP49RN9160X	★	\$328	F1	1.30	11.3	13.58	
	3600	230-230	56Y	RB136	5KCP49TN9173X	★	\$348	F1	1.30	11.0-10.0	13.58	ES
3	3600	208-230	56Y	RB107	5KCP49UN9141X	★	\$417	F1	1.15	14.7-13.4	13.58	

Single Speed - Up Rated, 56Y/56J

HP	RPM	VOLTS	FRAME	CAT. NO.	MODEL NO.	STOCK	LIST PRICE	MULT. SYMB.	SERVICE FACTOR	S.F. AMPS	"C" DIM.	FOOT NOTES
1/2	3600	115/230	56Y	RB111	5KCP49JN9183X	★	\$177	F1	1.30	7.6/3.8	12.26	
	3600	115/230	56J	RB511	5KCP46JN9252X	★	\$175	F1	1.3	7.6/3.8	11.88	
3/4	3600	115/230	56Y	RB112	5KCP49JN9184X	★	\$183	F1	1.25	10.0/5.0	12.26	
	3600	115/230	56J	RB512	5KCP46JN9213X	★	\$181	F1	1.0	8.6/4.3	11.88	
	3600	115/208-230	56Y	RB142	5KCP48PN9297X	★	\$214	F1	1.25	8.8/4.8-4.4	13.02	ES
1	3600	115/230	56Y	RB113	5KCP49LN9185X	★	\$205	F1	1.25	12.4/6.2	12.26	
	3600	115/230	56J	RB513	5KCP46LN9251X	★	\$203	F1	1.0	10.6/5.3	11.88	
	3600	115/208-230	56Y	RB143	5KCP48PN9190X	★	\$236	F1	1.25	11.0/5.9-5.5	13.02	ES
1 1/2	3600	115/230	56Y	RB114	5KCP48NN9186X	★	\$228	F1	1.10	15.6/7.8	13.02	
	3600	115/230	56J	RB514	5KCP49NN9214X	★	\$226	F1	1.0	14.0/7.0	13.00	
	3600	115/208-230	56Y	RB144	5KCP49RN9191X	★	\$258	F1	1.10	14.0/7.6-7.0	13.58	ES
2	3600	115/230	56Y	RB115	5KCP48PN9187X	★	\$273	F1	1.10	20.6/10.3	13.02	
	3600	115/230	56J	RB515	5KCP49PN9215X	★	\$271	F1	1.1	20.6/10.3	13.00	
	3600	208-230	56Y	RB145	5KCP49SN9192X	★	\$303	F1	1.10	9.6-8.8	13.58	ES
2 1/2	3600	230	56Y	RB116	5KCP49RN9188X	★	\$328	F1	1.04	11.3	13.58	
	3600	230	56J	RB516	5KCP49RN9250X	★	\$325	F1	1.0	10.5	13.00	
	3600	230	56Y	RB146	5KCP49TN9193X	★	\$348	F1	1.04	11.0-10.0	13.58	ES

Two Speed - Up Rated

HP	RPM	VOLTS	FRAME	CAT. NO.	MODEL NO.	STOCK	LIST PRICE	MULT. SYMB.	SERVICE FACTOR	S.F. AMPS	"C" DIM.	FOOT NOTES
3/4	3600	115	56Y	RB203	5KCP48NN9195X	★	\$307	F1	1.67	12.0/4.5	13.02	ES
	3600	230	56Y	RB223	5KCP48NN9196X	★	\$307	F1	1.67	5.6/2.3	13.02	ES
1	3600	115	56Y	RB204	5KCP48PN9201X	★	\$330	F1	1.65	15.0/5.2	13.02	ES
	3600	230	56Y	RB224	5KCP48PN9197X	★	\$330	F1	1.65	7.2/2.7	13.02	ES
1 1/2	3600	230	56Y	RB225	5KCP49RN9199X	★	\$374	F1	1.47	9.6/3.3	13.58	ES
2	3600	230	56Y	RB206	5KCP49SN9198X	★	\$419	F1	1.30	10.8/3.8	13.58	ES

Pool (In-Ground), Spa, Two-Compartment

Single Phase, DripProof, Square Flange



Features:

- Capacitor start design for high starting torque
- Capacitor start/capacitor run design for higher efficiency, as noted
- 50° C Ambient
- Fixed CW rotation, viewed opposite shaft end
- Threaded shaft motors are 303 stainless
- Voltage selection plug
- UL1081 approved
- UL Recognized and CSA Certified

Single Speed - Full Rated

HP	RPM	VOLTS	FRAME	CAT. NO.	MODEL NO.	STOCK	LIST PRICE	MULT. SYMB.	SERVICE FACTOR	S.F. AMPS	"C" DIM.	FOOT NOTES
1/3	3600	115/230	56Y	C1484	5KC36JN2922X	★	\$177	F1	1.95	8.8/4.4	11.60	
1/2	3600	115/230	56Y	C1304	5KC38NN2520X	★	\$183	F1	1.9	11.6/5.8	12.60	
	3600	115/208-230	56Y	C1446	5KCR38PN6146X	★	\$214	F1	1.9	9.5/4.9-4.7	12.60	1
3/4	3600	115/230	56Y	C1305	5KC38SN6085X	★	\$205	F1	1.65	14.0/7.0	12.60	100
	3600	115/208-230	56Y	C1499	5KCR38SN6147X	★	\$236	F1	1.65	12.6/6.5-6.3	12.60	1
1	3600	115/230	56Y	C1306	5KC39UN2522X	★	\$228	F1	1.65	18.4/9.2	13.10	100
	3600	115/208-230	56Y	C1500	5KCR39UN6148X	★	\$258	F1	1.65	15.4/7.9-7.7	13.10	1
1 1/2	3600	115/208-230	56Y	C1307	5KCR48UN2493X	★	\$303	F1	1.5	20.9/10.5-10.4	14.90	1
2	3600	115/208-230	56Y	C1308	5KCR48UN2494X	★	\$348	F1	1.3	20.6/10.4-10.3	14.90	1
3	3600	208-230	56Y	C1449	5KCR49ZN2499X	★	\$437	F1	1.15	15.5-14.8	16.10	1

Single Speed - Up Rated

HP	RPM	VOLTS	FRAME	CAT. NO.	MODEL NO.	STOCK	LIST PRICE	MULT. SYMB.	SERVICE FACTOR	S.F. AMPS	"C" DIM.	FOOT NOTES
1/2	3600	115/230	56Y	C1243	5KC36JN2532X	★	\$177	F1	1.3	8.8/4.4	11.60	
3/4	3600	115/230	56Y	C1244	5KC36MN2533X	★	\$183	F1	1.27	11.8/5.9	11.60	
1	3600	115/230	56Y	C1245	5KC38SN6084X	★	\$205	F1	1.25	14.0/7.0	12.60	
1 1/2	3600	115/230	56Y	C1246	5KC39UN6086X	★	\$250	F1	1.10	18.4/9.2	13.10	
2	3600	115/230	56Y	C1247	5KCR39UN6190X	★	\$315	F1	1.10	20.0/10.0	14.90	1
	3600	208-230	56Y	C1284	5KCR48UN2496X	★	\$325	F1	1.95	12.2-12.0	14.90	
2 1/2	3600	208-230	56Y	C1335	5KCR48UN2492X	★	\$370	F1	1.0	11.5-11.3	14.90	1
3	3600	208-230	56Y	C1445	5KCR49ZN2497X	★	\$415	F1	1.0	13.2-13.0	16.10	1

Two Speed - Full Rated

HP	RPM	VOLTS	FRAME	CAT. NO.	MODEL NO.	STOCK	LIST PRICE	MULT. SYMB.	SERVICE FACTOR	S.F. AMPS	"C" DIM.	FOOT NOTES
3/4	3600/1800	115	56Y	C1450	5KCR48PN2112X	★	\$307	F1	1.65	13.0/3.0	14.90	1
	3600/1800	230	56Y	C1310	5KC49PN2113X	★	\$287	F1	1.65	7.3/1.5	13.62	
1	3600/1800	230	56Y	C1311	5KC39UN2560T	★	\$309	F1	1.25	7.3/1.8	13.12	
1 1/2	3600/1800	230	56Y	C1312	5KCR49SN2095X	★	\$374	F1	1.5	10.0/2.5	15.46	1
2	3600/1800	230	56Y	C1313	5KCR49UN2096X	★	\$419	F1	1.3	11.3/3.2	16.10	1

Pool (In-Ground), Spa, Single Compartment

Single Phase, DripProof, C-Face Footless, 56C/56J



Features:

- Permanent Split Capacitor (PSC)
- 50° C Ambient
- Fixed CW rotation, viewed opposite shaft end
- Threaded shaft motors are 303 stainless
- UL1081 approved
- UL Recognized and CSA Certified

Single Speed - Full Rated

HP	RPM	VOLTS	FRAME	CAT. NO.	MODEL NO.	STOCK	LIST PRICE	MULT. SYMB.	SERVICE FACTOR	S.F. AMPS	"C" DIM.	FOOT NOTES
1/2	3600	115/230	56C	RB302	5KCP46JN9210X		\$175	F1	1.6	8.6/4.3	11.27	
	3600	115/230	56J	RB502	5KCP46JN9179X		\$181	F1	1.6	8.6/4.3	11.88	
	3600	115/208-230	56J	RB532	5KCP49PN9290X	*	\$212	F1	1.95	8.8/4.8-4.4	13.0	ES
3/4	3600	115/230	56C	RB303	5KCP46LN9246X		\$197	F1	1.5	11.4/5.7	11.27	
	3600	115/230	56J	RB503	5KCP46LN9208X	*	\$203	F1	1.5	11.4/5.7	11.88	
	3600	115/208-230	56J	RB533	5KCP49PN9194X	*	\$234	F1	1.5	10.0/5.4-5.0	13.0	ES
1	3600	115/230	56C	RB304	5KCP49NN9211X		\$220	F1	1.4	13.6/6.8	12.40	
	3600	115/230	56J	RB504	5KCP49NN9178X	*	\$226	F1	1.4	13.6/6.8	13.00	
	3600	115/208-230	56J	RB534	5KCP49RN9209X	*	\$256	F1	1.65	14.0/7.6-7.0	13.0	ES
1 1/2	3600	115/230	56C	RB305	5KCP49PN9212X		\$264	F1	1.3	18.0/9.0	12.40	
	3600	115/230	56J	RB505	5KCP49PN9180X	*	\$271	F1	1.3	18.0/9.0	13.00	
	3600	115/208-230	56J	RB535	5KCP48SN9253X	*	\$301	F1	1.3	15.8/8.7-7.9	13.15	ES
2	3600	230	56C	RB306	5KCP49RN9216X		\$319	F1	1.2	10.3	12.40	
	3600	230	56J	RB506	5KCP49RN9181X	*	\$325	F1	1.2	10.3	13.00	
	3600	208-230	56J	RB536	5KCP48TN9220X		\$346	F1	1.2	10.2-9.4	13.75	ES
3	3600	208-230	56C	RB307	5KCP48UN9219X		\$409	F1	1.15	14.7-13.4	13.15	
	3600	208-230	56J	RB507	5KCP48UN9189X		\$415	F1	1.15	14.7-13.4	13.75	

Pool (In-Ground), Spa, Two-Compartment

Single Phase, DripProof, C-Face Footless, 56C/56J



Features:

- Capacitor start design for high starting torque
- Capacitor start/capacitor run design for higher efficiency, as noted
- 50° C Ambient
- Fixed CW rotation, viewed opposite shaft end
- Threaded shaft motors are 303 stainless
- Voltage selection plug
- UL1081 approved
- UL Recognized and CSA Certified

Single Speed - Full Rated

HP	RPM	VOLTS	FRAME	CAT. NO.	MODEL NO.	STOCK	LIST PRICE	MULT. SYMB.	SERVICE FACTOR	S.F. AMPS	"C" DIM.	FOOT NOTES
1/2	3600	115/230	56C	C1093	5KC33JN2525X	★	\$175	F1	1.6	9.8/4.9	12.01	
	3600	115/230	56C	C1485	5KCR39PN2920X	★	\$195	F1	1.9	9.5/4.7	13.47	1
	3600	115/230	56J	C1098	5KC33JN2513X	★	\$181	F1	1.6	9.8/4.9	12.42	
	3600	115/230	56J	C1486	5KCR39PN2921X	★	\$201	F1	1.9	9.5/4.7	13.98	1
3/4	3600	115/230	56C	C1094	5KC33MN2526X	★	\$197	F1	1.5	13.1/6.5	12.01	
	3600	115/230	56C	C1436	5KCR39PN2905X	★	\$218	F1	1.65	11.8/5.9	13.47	1
	3600	115/230	56J	C1099	5KC33MN2514X	★	\$203	F1	1.5	13.1/6.5	12.42	
	3600	115/230	56J	C1437	5KCR39PN2906X	★	\$224	F1	1.65	11.8/5.9	13.98	1
1	3600	115/230	56C	C1095	5KCR39SN2820X	★	\$220	F1	1.5	17.6/8.8	13.47	1
	3600	115/230	56C	C1487	5KCR49SN2085X	★	\$240	F1	1.65	15.7/7.8	13.80	1
	3600	115/230	56J	C1100	5KCR39SN2818X	★	\$226	F1	1.5	17.6/8.8	13.98	1
	3600	115/230	56J	C1488	5KCR49SN2086X	★	\$246	F1	1.65	15.7/7.8	14.31	1
1 1/2	3600	115/230	56C	C1096	5KCR49UN2087X	★	\$285	F1	1.5	19.0/9.5	13.80	1
	3600	115/230	56J	C1101	5KCR49UN2088X	★	\$291	F1	1.5	19.0/9.5	14.31	1
2	3600	230	56C	C1097	5KCR49UN2089X	★	\$330	F1	1.3	11.4	13.80	1
	3600	230	56J	C1102	5KCR49UN2090X	★	\$336	F1	1.3	11.4	14.31	1
3	3600	230	56C	C1439	5KCR49ZN2111X	★	\$419	F1	1.15	14.8	15.64	1
	3600	230	56J	C1440	5KCR49ZN2092X	★	\$425	F1	1.15	14.8	16.15	1

Single Speed - Up Rated

HP	RPM	VOLTS	FRAME	CAT. NO.	MODEL NO.	STOCK	LIST PRICE	MULT. SYMB.	SERVICE FACTOR	S.F. AMPS	"C" DIM.	FOOT NOTES
3/4	3600	115/230	56J	C1321	5KC33JN2825X	★	\$181	F1	1.0	9.8/4.9	12.42	
1	3600	115/230	56J	C1318	5KC39PN2822X	★	\$203	F1	1.0	12.7/6.3	13.98	
1 1/2	3600	115/230	56J	C1319	5KCR39SN2823X	★	\$246	F1	1.0	15.8/7.9	13.98	1
2	3600	115/230	56J	C1320	5KCR39UN2824X	★	\$291	F1	1.0	19.2/9.6	13.98	1
2 1/2	3600	230	56J	C1149	5KCR39UN6181X	★	\$336	F1	1.0	10.4	13.98	1

Two Speed - Full Rated

HP	RPM	VOLTS	FRAME	CAT. NO.	MODEL NO.	STOCK	LIST PRICE	MULT. SYMB.	SERVICE FACTOR	S.F. AMPS	"C" DIM.	FOOT NOTES
1/2	3600/1800	115	56C	C1103	5KC33NN2547X	★	\$256	F1	1.65	10.0/2.6	12.01	
	3600/1800	115	56J	C1108	5KC33NN2542T	★	\$262	F1	1.65	10.0/2.6	12.42	
3/4	3600/1800	115	56C	CG1104	5KC39UN2947T	★	\$279	F1	1.65	14.7/3.5	15.10	
	3600/1800	230	56C	CG1105	5KC39UN2943X	★	\$284	F1	1.65	6.8/1.9	13.47	
	3600/1800	115	56J	C1109	5KC39UN2948T	★	\$285	F1	1.65	14.7/3.5	15.61	
	3600/1800	230	56J	C1110	5KC39UN2942X	★	\$290	F1	1.65	6.8/1.9	13.98	
1	3600/1800	230	56C	C1106	5KCR39UN2945X	★	\$306	F1	1.5	7.5/2.7	13.47	1
	3600/1800	230	56J	C1111	5KCR39UN2944X	★	\$333	F1	1.5	7.5/2.7	13.98	1
1 1/2	3600/1800	230	56C	C1107	5KCR48SN3014X	★	\$371	F1	1.5	10.0/2.5	15.08	1
	3600/1800	230	56J	C1112	5KCR48SN3015X	★	\$377	F1	1.5	10.0/2.5	15.59	1
2	3600/1800	230	56C	C1442	5KCR48UN3016X	★	\$416	F1	1.3	11.3/3.2	15.44	1
	3600/1800	230	56J	C1443	5KCR48UN3017X	★	\$422	F1	1.3	11.3/3.2	15.59	1

Pool (In-Ground), Spa

Three Phase, Dripproof



Features:

- Single Compartment
- 50° C Ambient
- Threaded shaft motors are 303 stainless
- UL1081 approved
- UL Recognized and CSA Certified

C-Face footless, 56C/56J

HP	RPM	VOLTS	FRAME	CAT. NO.	MODEL NO.	STOCK	LIST PRICE	MULT. SYMB.	SERVICE FACTOR	S.F. AMPS	"C" DIM.	FOOT NOTES
1/2	3600	208-230/460	56C	K8000	5K46FN2616		\$226	F1	1.6	2.6-2.6/1.3	10.78	
	3600	208-230/460	56J	K8001	5K38JN4217		\$232	F1	1.6	2.9-2.8/1.4	11.82	
3/4	3600	208-230/460	56C	K8002	5K49GN2617		\$248	F1	1.5	3.4-3.4/1.7	11.38	
	3600	208-230/460	56J	K8003	5K49GN2628		\$254	F1	1.5	3.4-3.4/1.7	12.50	
1	3600	208-230/460	56C	K8004	5K49JN2618	*	\$271	F1	1.4	4.2-4.2/2.1	11.38	
	3600	208-230/460	56J	K8005	5K49JN2631	*	\$277	F1	1.4	4.2-4.2/2.1	12.50	
1 1/2	3600	208-230/460	56C	K8006	5K46KN2569	*	\$315	F1	1.3	6.5-6.0/3.0	10.78	
	3600	208-230/460	56J	K8007	5K49KN2619	*	\$321	F1	1.3	6.5-6.0/3.0	11.29	
2	3600	208-230/460	56C	K8008	5K49NN2571		\$360	F1	1.2	7.1-7.0/3.5	11.91	
	3600	208-230/460	56J	K8009	5K49NN2575		\$366	F1	1.2	7.1-7.0/3.5	13.00	
3	3600	208-230/460	56C	K8010	5K48TN2570		\$450	F1	1.15	10.5-9.4/4.7	12.66	
	3600	208-230/460	56J	K8011	5K48TN2576		\$456	F1	1.15	10.5-9.4/4.7	13.75	

Square Flange

HP	RPM	VOLTS	FRAME	CAT. NO.	MODEL NO.	STOCK	LIST PRICE	MULT. SYMB.	SERVICE FACTOR	S.F. AMPS	"C" DIM.	FOOT NOTES
1/2	3600	208-230/460	56Y	K8012	5K49FN2613		\$234	F1	1.6	2.6-2.6/1.3	12.27	
3/4	3600	208-230/460	56Y	K8013	5K49GN2614	*	\$256	F1	1.65	4.0-4.0/2.0	12.27	
1	3600	208-230/460	56Y	K8014	5K48JN2615	*	\$279	F1	1.4	4.2-4.2/2.1	13.02	
1 1/2	3600	208-230/460	56Y	K8015	5K49KN2567	*	\$323	F1	1.3	6.5-6.0/3.0	12.27	
2	3600	208-230/460	56Y	K8016	5K48NN2566	*	\$368	F1	1.3	7.0-6.6/3.3	13.02	
3	3600	208-230/460	56Y	K8017	5K49TN2568		\$458	F1	1.15	10.5-9.4/4.7	13.54	

Vertical Solid Shaft P-Base

Three Phase, Dripproof

Applications: For use on: Vertical end suction, short couple, centrifugal, non-clog, mix flow, turbine, and propeller pumps. HP type shafts, per NEMA MG-1 18.625. HPH and TCV type shafts, single phase, wound rotor designs, and other modifications such as adding screens are also available through special order. Contact Marathon Electric for more information.

- Features:**
- Normal thrust
 - Ball bearings
 - Class B insulation
 - 1.15 Service Factor
 - Suitable for 230 volt part winding start through 100 HP
 - Heavy duty lifting lugs
 - Drip cover/canopy cap included
 - UL Recognized and CSA Certified

HP	RPM	VOLTS	FRAME	CAT. NO.	MODEL NO.	STOCK	LIST PRICE	MULT. SYMB.	NOM. EFF.	F.L. AMPS	DOWN THRUST	BASE DIA.	"C" DIM.	FOOT NOTES
3	1800	230/460	182HP	M1801	182TTDW8652		\$809	S5	81.5	9.0/4.5	390	9.88	15.68	
	1200	230/460	213HP	M802	213TTDW7089		\$1,262	S5	82.5	10.0/5.0	560	9.88	18.80	
5	3600	230/460	182HP	M1803	182TTDW8724		\$1,296	S5	82.5	14.0/7.0	310	9.88	15.68	
	1800	230/460	184HP	M1804	184TTDW9639		\$1,245	S5	85.5	13.2/6.6	490	9.88	16.68	
	1200	230/460	215HP	M805	215TTDW7380		\$1,782	S5	85.5	15.0/7.5	650	9.88	20.30	
7 1/2	1800	230/460	213HP	M807	213TTDW7059		\$1,555	S5	84.0	21.6/10.8	560	9.88	18.80	
	1200	230/460	254HP	M808	254TTDX7088		\$2,122	S5	81.5	22.2/11.1	720	9.88	22.55	
10	1800	230/460	215HP	M810	215TTDW7044		\$1,747	S5	87.5	26.4/13.2	560	9.88	20.30	
	1200	230/460	256HP	M811	256TTDX7378		\$2,396	S5	87.5	27.6/13.8	720	9.88	24.30	
15	3600	230/460	215HP	M813	215TTDW7612		\$2,032	S5	86.5	38.0/19.0	520	9.88	20.30	
	1800	230/460	254HP	M814	254TTDX7648		\$2,088	S5	87.5	39.0/19.6	640	9.88	22.35	
	1200	230/460	284HP	M815	284TTDR8097		\$2,793	S5	87.5	42.0/21.0	800	9.88	27.06	
20	1800	230/460	256HP	M818	256TTDX8938		\$2,382	S5	88.5	52.8/26.4	640	9.88	24.30	
	1200	230/460	286HP	M819	286TTDR7395		\$3,397	S5	88.5	53.0/26.5	800	9.88	28.56	
	900	230/460	324HP	M820	324TTDR7408		\$3,822	S5	86.5	60.0/30.0	1100	16.38	28.06	
25	3600	230/460	256HP	M821	256TTDX7020		\$2,349	S5	89.5	61.0/30.5	520	9.88	24.30	
	1800	230/460	284HP	M822	284TTDR9030		\$2,655	S5	88.5	66.0/33.0	700	9.88	27.06	
	1200	230/460	324HP	M823	324TTDR8390		\$3,691	S5	88.5	71.0/35.5	1000	16.38	28.06	
	900	230/460	326HP	M824	326TTDR7112		\$4,403	S5	87.5	80.0/40.0	1100	16.38	30.56	
30	3600	230/460	284HP	M825	284TTDR9013		\$2,571	S5	88.5	73.0/36.5	550	9.88	27.06	
	1800	230/460	286HP	M826	286TTDR8648		\$2,986	S5	89.5	79.0/39.5	700	9.88	28.56	
	900	230/460	364HP	M828	364TTDS7117		\$4,940	S5	89.5	86.0/43.0	1100	16.50	29.00	
40	3600	230/460	286HP	M829	286TTDR17009		\$3,361	S5	91.7	94.0/47.0	550	9.88	28.56	
	1800	230/460	324HP	M830	324TTDR8940		\$3,303	S5	89.5	106/53.0	800	16.38	28.06	
	1200	230/460	364HP	M831	364TTDS7376		\$5,149	S5	89.5	106/53.0	1000	16.50	29.00	
	900	230/460	365HP	M832	365TTDS7114		\$5,955	S5	90.2	116/58.0	1100	16.50	29.00	
50	3600	230/460	324HP	M833	324TTDR17003		\$3,876	S5	89.5	124/62.0	600	16.38	28.06	
	1800	230/460	326HP	M834	326TTDR8954		\$3,921	S5	90.2	130/65.0	800	16.38	29.56	
	1200	230/460	365HP	M835	365TTDS7376		\$6,074	S5	90.2	129/64.5	1000	16.50	29.00	
	900	230/460	404HP	M836	404TTDS17102		\$6,788	S5	91.0	136/68.0	1400	16.50	33.31	

Blue shaded areas are Cast Iron Frames

Continued on next page.

Vertical Solid Shaft P-Base

Three Phase, Dripproof

HP	RPM	VOLTS	FRAME	CAT. NO.	MODEL NO.	STOCK	LIST PRICE	MULT. SYMB.	NOM. EFF.	F.L. AMPS	DOWN THRUST	BASE DIA.	"C" DIM.	FOOT NOTES
60	3600	230/460	326HP	M837	326TTDR7302		\$4,336	S5	90.2	142/72.0	600	16.38	29.56	
	1800	230/460	364HP	M838	364TTDR5039		\$4,528	S5	91.7	154/77.0	800	16.38	30.06	
	1200	230/460	404HP	M839	404TTDS7376		\$6,933	S5	91.7	152/76.0	1200	16.50	31.75	
	900	230/460	405HP	M840	405TTDS7124		\$7,828	S5	92.4	166/83.0	1400	16.50	31.75	
75	3600	230/460	364HP	M841	364TTDS7009		\$5,425	S5	90.2	184/92.0	600	16.50	29.00	
	1800	230/460	365HP	M842	365TTDS7071		\$5,513	S5	91.7	186/93.0	800	16.50	29.00	
	1200	230/460	405HP	M843	405TTDS7099		\$8,155	S5	92.4	182/91.0	1200	16.50	31.75	
	900	460	444HP	M844	444TTDS7403		\$8,978	S5	92.4	97.0	1600	16.38	36.02	
100	3600	230/460	365HP	M845	365TTDS7019		\$7,312	S5	91.7	238/119	600	16.50	29.00	
	1800	230/460	404HP	M846	404TTDS7071		\$6,965	S5	93.0	238/119	900	16.50	31.75	
	1200	230/460	444HP	M847	444TTDS8981		\$10,122	S5	93.0	242/121	1400	16.38	36.02	
	900	460	445HP	M848	445TTDS7121		\$12,045	S5	93.6	128	1600	16.38	36.02	
125	3600	460	404HP	M849	404TTDS7624		\$9,187	S5	92.4	140	600	16.50	31.75	
	1800	460	405HP	M850	405TTDS7354		\$8,412	S5	93.6	146	900	16.50	31.75	
	1200	460	445HP	M851	445TTDS9476		\$12,019	S5	93.6	148	1400	16.38	36.02	
	900	460	505P	M852	505UTDS805		\$16,007	S5	94.1	168	1600	20.00	38.75	
150	3600	460	405HP	M853	405TTDS7301		\$11,161	S5	93.0	167	600	16.50	31.75	
	1800	460	444HP	M854	444TTDS7632		\$10,092	S5	94.5	179	1000	16.38	36.02	
	1200	460	445HP	M855	445TTDS17084		\$14,515	S5	93.0	177	1400	16.38	36.02	
	900	460	505P	M856	505UTDS819		\$19,842	S5	94.5	191	1600	20.00	38.75	
200	3600	460	444HP	M857	444TTDS7302		\$15,254	S5	93.6	225	600	16.38	36.02	
	1800	460	445HP	M858	445TTDS7659		\$13,715	S5	94.5	231	1000	16.38	36.02	
	1200	460	505P	M859	505UTDS3998		\$21,216	S5	94.1	250	1400	20.00	38.75	
	900	460	505P	M860	505UTDS5820		\$22,329	S5	93.6	268	1600	20.00	38.75	
250	3600	460	445HP	M861	445TTDS7315		\$16,330	S5	93.6	275	600	16.38	36.02	
	1800	460	445HP	M862	445TTDS7636		\$14,497	S5	95.0	287	1000	16.38	36.02	
	1200	460	505P	M863	505UTDS3999		\$22,626	S5	95.0	295	1400	20.00	38.75	
	900	460	508P	M864	508UTDS708		\$27,077	S5	94.5	308	1600	20.00	45.75	
300	1800	460	505P	M866	505UTDS953		\$17,461	S5	95.0	340	1000	20.00	38.75	
	1200	460	508P	M867	505UTDS682		\$26,095	S5	95.0	342	1400	20.00	45.75	
	900	460	508P	M868	505UTDS709		\$32,024	S5	93.6	375	1600	20.00	45.75	
350	3600	460	505P	M869	505UTDS307		\$24,762	S5	93.6	378	600	20.00	38.75	
	1800	460	505P	M870	505UTDS956		\$20,301	S5	95.4	402	1000	20.00	38.75	
	1200	460	508P	M871	508UTDS683		\$30,244	S5	95.0	400	1400	20.00	45.75	
400	1800	460	505P	M873	505UTDS957		\$24,361	S5	95.8	455	1000	20.00	38.75	
	1200	460	508P	M874	508UTDS684		\$34,734	S5	95.0	460	1400	20.00	45.75	

Blue shaded areas are Cast Iron Frames

Vertical Solid Shaft P-Base

Three Phase, Totally Enclosed



Applications: For use on: Vertical end suction, short couple, centrifugal, non-clog, mix flow, turbine, and propeller pumps. Totally Enclosed, Fan Cooled construction restricts the free exchange of ambient air inside the motor. Suitable for demanding applications in the process industries. HP type shafts, per NEMA MG-1, 18.625. HPH type shafts, severe duty features, explosion proof, and other modifications such as adding screens are also available through special order. Contact Marathon Electric for more information.

- Features:**
- Normal thrust
 - Class F insulation
 - 1.15 Service Factor
 - Suitable for 230 volt part winding start through 100 HP
 - Heavy duty lifting lugs
 - Drip cover/canopy cap included
 - UL Recognized and CSA Certified

HP	RPM	VOLTS	FRAME	CAT. NO.	MODEL NO.	STOCK	LIST PRICE	MULT. SYMB.	NOM. EFF.	F.L. AMPS	DOWN THRUST	BASE DIA.	"C" DIM.	FOOT NOTES
3	3600	230/460	182HP	M1875	182TTFW9317		\$1,201	S5	82.5	7.8/3.9	260	9.88	18.05	
	1800	230/460	182HP	M1876	182TTFW17043		\$1,053	S5	82.5	8.4/4.2	390	9.88	18.05	
	1200	230/460	213HP	M877	213TTFW7083		\$1,643	S5	81.5	9.6/4.8	560	9.88	21.16	
5	1800	230/460	184HP	M1879	184TTFW9341		\$1,475	S5	84.0	13.2/6.6	490	9.88	20.05	
	1200	230/460	215HP	M880	215TTFW7088		\$2,314	S5	84.0	14.8/7.4	650	9.88	22.66	
7 1/2	3600	230/460	213HP	M881	213TTFW7008		\$2,088	S5	84.0	19.2/9.6	380	9.88	21.16	
	1200	230/460	254HP	M883	254TTFNA7078		\$2,761	S5	88.5	20.0/10.0	720	9.88	28.26	
10	3600	230/460	215HP	M884	215TTFW7317		\$2,274	S5	86.5	24.0/12.0	450	9.88	22.66	
	1800	230/460	215HP	M885	215TTFW7044		\$2,274	S5	88.5	25.0/12.5	560	9.88	23.91	
	1200	230/460	256HP	M886	256TTFNA7090		\$3,117	S5	87.5	27.0/13.5	720	9.88	28.26	
15	3600	230/460	254HP	M888	254TTFNA7012		\$2,621	S5	90.2	35.0/17.5	520	9.88	28.26	
	1200	230/460	284HP	M890	284TTFPA17081		\$3,634	S5	86.5	41.0/20.4	800	9.88	28.88	
20	3600	230/460	256HP	M892	256TTFNA7013		\$2,868	S5	89.5	49.0/24.5	520	9.88	28.26	
	1800	230/460	256HP	M893	256TTFNA7028		\$3,097	S5	91.0	50.0/25.0	640	9.88	28.26	
	1200	230/460	286HP	M894	286TTFPA17079		\$4,417	S5	87.5	52.5/26.2	800	9.88	27.38	
25	3600	230/460	284HP	M896	284TTFNA7508		\$3,030	S5	91.7	57.0/28.5	550	9.88	30.84	
	1800	230/460	284HP	M897	284TTFPA18035		\$3,451	S5	89.5	66.0/33.0	700	9.88	29.31	
	1200	230/460	324HP	M898	324TTFPA17078		\$5,168	S5	91.7	67.0/33.5	1000	16.38	33.09	
	900	230/460	326HP	M899	326TTFPA7406		\$6,165	S5	90.2	73.0/36.5	1100	16.38	35.62	
30	3600	230/460	286HP	M900	286TTFPA7919		\$3,343	S5	89.5	73.0/36.5	550	9.88	27.38	
	1800	230/460	286HP	M901	286TTFPA17044		\$3,883	S5	90.2	77.0/38.5	700	9.88	30.26	
	1200	230/460	326HP	M902	326TTFPA7397		\$5,901	S5	91.7	76.0/38.0	1000	16.38	35.62	
40	3600	230/460	324HP	M904	324TTFPA7017		\$4,413	S5	91.0	96.0/48.0	600	16.38	34.12	
	1800	230/460	324HP	M905	324TTFPA7668		\$4,626	S5	91.7	101/50.5	800	16.38	33.09	
	1200	230/460	364HP	M906	364TTFS7985		\$7,726	S5	90.2	106/53.0	1000	16.38	37.44	
	900	230/460	365HP	M907	365TTFS17102		\$8,934	S5	91.0	111/55.5	1100	16.38	37.44	
50	1800	230/460	326HP	M909	326TTFPA17037		\$5,486	S5	91.7	124/62.0	800	16.38	33.09	
	1200	230/460	365HP	M910	365TTFS7393		\$9,109	S5	91.0	128/64.0	1000	16.38	37.44	

Blue shaded areas are Cast Iron Frames

Continued on next page.

Vertical Solid Shaft P-Base

Three Phase, Totally Enclosed

HP	RPM	VOLTS	FRAME	CAT. NO.	MODEL NO.	STOCK	LIST PRICE	MULT. SYMB.	NOM. EFF.	F.L. AMPS	DOWN THRUST	BASE DIA.	"C" DIM.	FOOT NOTES
60	3600	230/460	364HP	M912	364TTFS7922		\$6,505	S5	92.4	144/72.0	600	16.38	37.44	
	1800	230/460	364HP	M913	364TTFS7945		\$6,788	S5	92.4	146/73.0	800	16.38	37.44	
	1200	230/460	404HP	M914	404TTFS7685		\$11,097	S5	92.4	146/73.0	1400	16.38	40.69	
75	3600	230/460	365HP	M916	365TTFS7923		\$8,125	S5	92.4	174/87.0	600	16.38	37.44	
	1800	230/460	365HP	M917	365TTFS7930		\$8,270	S5	93.0	180/90.0	800	16.38	37.44	
	1200	230/460	405HP	M918	405TTFS17078		\$13,050	S5	92.4	182/91.0	1400	16.38	40.69	
	900	460	444HP	M919	444TTFS7403		\$15,709	S5	93.0	97.0	1600	16.38	45.81	
100	3600	230/460	405HP	M920	405TTFS7612		\$11,701	S5	94.1	220/110	600	16.38	40.69	
	1800	230/460	405HP	M921	405TTFS7370		\$11,141	S5	92.4	232/116	900	16.38	40.69	
	1200	230/460	444HP	M922	444TTFS7686		\$17,396	S5	93.0	242/121	1400	16.38	45.81	
125	3600	460	444HP	M924	444TTFS7321		\$15,790	S5	94.5	137	600	16.38	45.81	
	1800	460	444HP	M925	444TTFS7640		\$14,461	S5	93.6	147	1000	16.38	45.81	
	1200	460	445HP	M926	445TTFN7694		\$21,030	S5	93.6	155	1400	16.38	43.50	
150	3600	460	445HP	M928	445TTFN17002		\$19,188	S5	93.6	170	600	16.38	43.50	
	1800	460	445HP	M929	445TTFN7361		\$17,663	S5	93.6	180	1000	16.38	43.50	
	900	460	449HP	M931	449TTFS7109		\$37,107	S5	94.5	206	1600	16.38	54.25	
200	1800	460	445HP	M933	445TTFN7360		\$24,684	S5	94.5	230	1000	16.38	43.50	

Blue shaded areas are Cast Iron Frames

Aeration Fan, Farm / Agricultural Duty, Single Phase

TEAO, Rigid Base

HVAC



Applications: Direct drive vane axial fans. These totally enclosed/air over motors must be mounted within the airstream for proper cooling. These aeration fan motors are often used in agricultural applications.

- Features:**
- Capacitor start design for high starting torque
 - 1.0 Service Factor except as noted
 - UL Recognized and CSA Certified
 - 18" Leads for ease of connection
 - 56Z & 143-5TZ have keyway and 1/4" x 20" UNC tapped hole

HP	RPM	VOLTS	FRAME	OVER LOAD	CAT. NO.	MODEL NO.	STOCK	FORMER CAT. NO.	FORMER MODEL NO.	LIST PRICE	MULT. SYMB.	F.L. AMPS	"C" DIM.	FOOT NOTES
3/4	3600	115/230	56Z	AUTO	C1467	5KC37NN3544T	★	F120	56C34T160	\$242	F1	9.8/4.9	11.26	10
1	3600	115/230	56Z	AUTO	C1468	5KC49NN2081T	★	F107	56C34T5302	\$268	F1	13.0/6.5	11.74	10
1 1/2	3600	115/230	143TZ	AUTO	C1273	5KC49SN8060T	★	F108	143TCTR5301	\$540	S1	16.4/8.2	12.28	
2	3600	115/230	145TZ	AUTO	C1274	5KCR49TN8058T	★	F109	143TCTR5302	\$661	S1	17.8/8.9	12.28	1,18
3	3600	230	145T	AUTO	C1275	5KCR49ZN8061T	★	F110	145TBTR5301	\$901	S1	13.2	13.69	1,18

Attic Fan, Split Phase

Dripproof, Air Over, Resilient Base



- Features:**
- Variable torque on two speed motors
 - 48Y Frame has 48/56 Frame mounting holes
 - 56YZ frame with 3" shaft height, 1/2" diameter shaft, and 5/8" adapter with keyway included
 - UL Recognized and CSA Certified

HP	RPM	VOLTS	FRAME	OVER LOAD	CAT. NO.	MODEL NO.	STOCK	LIST PRICE	MULT. SYMB.	F.L. AMPS	"C" DIM.	FOOT NOTES
1/3	1800/1200	115	48Y	AUTO	B402	48S17D7209	★	\$194	F1	5.3/2.9	10.31	
	1800	115	48Y	AUTO	B400	48S17D997	★	\$128	F1	6.6	9.34	
1/2	1800	115	56YZ	AUTO	B401	56S17D2062	★	\$160	F1	7.8	10.47	53

Centrifugal Fan, Single Phase

Dripproof, Rigid Base

Applications: Direct drive centrifugal fans installed in relatively clean and dry applications.

- Features:**
- Capacitor start/capacitor run design for high starting torque and low amps
 - Ball bearings, mechanically locked on shaft end
 - Heavy gauge steel frame and base
 - Shafts are 1" longer than NEMA standard for extra clearance
 - Rodent screens
 - Thermostats for thermal overload protection
 - 1.15 Service Factor (unless otherwise noted)
 - UL Recognized and CSA Certified

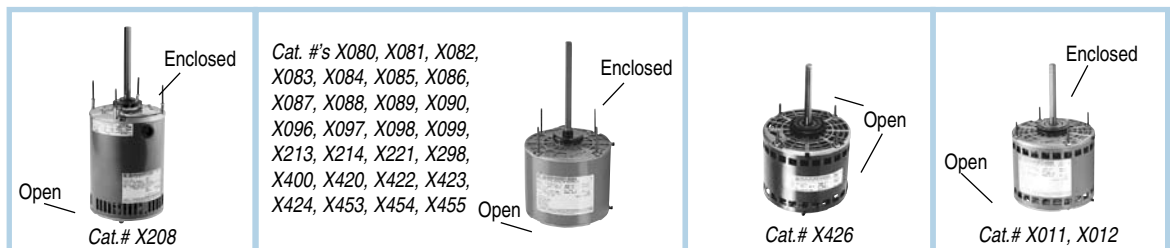
HP	RPM	VOLTS	FRAME	CAT. NO.	MODEL NO.	STOCK	LIST PRICE	MULT. SYMB.	F.L. AMPS	"C" DIM.	FOOT NOTES
5	1800	208-230	184TZ	Z1124	184TBDW7369		\$1,291	S1	23.0-21.0	16.72	13
7 1/2	1800	208-230	215TZ	Z125	215TBDR7361		\$1,709	S1	35.2	19.19	
10	1800	230	215TZ	Z126	215TBDW7362		\$1,804	S1	44.0	18.70	
15	1800	230	256TZ	Z127	256TBDX7028		\$2,236	S1	61.0	24.06	17

Condenser Fan/Heat Pump, PSC, Open Air Over

Thru-Bolt, Shaft Up or Horizontal

Applications: Direct drive condenser fans mounted vertically, shaft up. Models with open brackets should be mounted where they are shielded from rain. These motors need to be mounted within the airflow of the fan for proper cooling.

- Features:**
- Frame and shaft end bracket enclosed, except X011, X012, and X208 have open frames and X426 has open frame and brackets
 - **Single and multi-speed models as noted**
 - Ball bearings
 - Weather resistant reversing plug
 - 30" long leads
 - Shaft with flat, unless otherwise noted
 - **60°C ambient (as noted)**
 - Shaft slinger
 - 1-5/8" Extended thru-bolts on shaft end, except where noted
 - Automatic reset thermal protector
 - Lug mount kits and other accessories available, see Accessories section
 - UL Recognized and CSA Certified
 - **Capacitor not included, see Accessories section**



HP	RPM	VOLTS	FRAME	CAT. NO.	MODEL NO.	STOCK	LIST PRICE	MULT. SYMB.	F.L. AMPS	FRAME LENGTH	SHAFT DIM.	FOOT NOTES
1/4	1625/1	208-230	48Y	X012	48A17O2006	★	\$137	F1	1.8-1.8	4 1/2	1/2 x 6	30,34,44
	1625/1	460	48Y	X420	48A17O169	★	\$183	F1	1.0	4	1/2 x 6	34
	1075/2	208-230	48Y	X081	48A11O2031	★	\$153	F1	1.9-1.9	4 1/4	1/2 x 6	
	1075/2	208-230	48Y	X080	48A11O2030	★	\$136	F1	1.9-1.9	4 1/4	1/2 X 6	d
	1075/1	208-230	48Y	X213	48A11O1524	★	\$130	F1	1.4-1.2	4 1/4	1/2 X 6	21
	1075/1	208-230	48Y	X087	48A11O2029	★	\$124	F1	2.0-2.0	4 1/4	1/2 x 6	
	1075/1	460	48Y	X423	48A11O2055	★	\$141	F1	1.0	4 1/4	1/2 x 6	36
	825/1	208-230	48Y	X097	48A8O182	★	\$183	F1	1.8-1.8	4 1/2	1/2 x 6	
1/3	1625/3	208-230	48Y	X011	48A17O2005	★	\$147	F1	2.3-2.3	4 3/4	1/2 x 6	30,34,44
	1075/2	208-230	48Y	X083	48A11O2034	★	\$162	F1	3.0-3.0	4 3/4	1/2 x 6	
	1075/2	208-230	48Y	X082	48A11O2033	★	\$148	F1	3.0-3.0	4 3/4	1/2 x 6	d

Continued on next page.

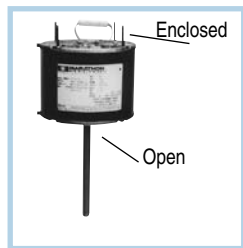
Condenser Fan/Heat Pump, PSC, Open Air Over

Thru-Bolt, Shaft Up or Horizontal

HP	RPM	VOLTS	FRAME	CAT. NO.	MODEL NO.	STOCK	LIST PRICE	MULT. SYMB.	F.L. AMPS	FRAME LENGTH	SHAFT DIM.	FOOT NOTES
1/3	1075/1	208-230	48Y	X214	48A11O1525	★	\$129	F1	2.3-2.6	4 1/2	1/2 x 6	45
	1075/1	208-230	48Y	X088	48A11O2032	★	\$133	F1	3.0-3.0	4 3/4	1/2 x 6	
	1075/1	460	48Y	X424	48A11O2054	★	\$160	F1	1.4	4 3/4	1/2 x 6	36
	825/1	208-230	48Y	X086	48A8O2001	★	\$206	F1	2.4-2.4	5 1/4	1/2 x 6	
1/2	1625/1	460	48Y	X422	48A17O172	★	\$232	F1	1.7	5	1/2 x 6	36
	1625/1	575	48Y	X454	48A17O250	★	\$232	F1	1.35	5	1/2 x 6	36
	1075/1	208-230	48Y	X096	48A11O840	★	\$178	F1	4.2-4.2	5 1/2	1/2 x 6	
	1075/1	208-230	48Y	X089	48A11O2035	★	\$150	F1	4.2-4.2	5 1/4	1/2 x 6	d
	1075/1	208-230	48Y	X221	48A11O1526	★	\$157	F1	2.7-2.6	5	1/2 x 6	45
	1075/1	460	48Y	X400	48A11O2017	★	\$180	F1	1.8	5	1/2 x 6	35
	1075/1	575	48Y	X453	48A11O1771	★	\$180	F1	1.15	5	1/2 x 6	35
	825/1	208-230	48Y	X098	48A8O181	★	\$247	F1	3.3-3.3	5 1/2	1/2 x 6	
	825/1	208-230	56Z	X208	56A8O5	★	\$379	F1	3.4-3.4	8 5/8	5/8 x 6 w/key/flat	30
3/4	1075/2	208-230	48Y	X085	48A11O678	★	\$206	F1	5.1-5.1	5 1/2	1/2 x 6	
	1075/1	208-230	48Y	X298	48A11O2059	★	\$172	F1	4.0-4.2	5 1/4	1/2 x 6	d
	1075/1	208-230	48Y	X090	48A11O2007	★	\$194	F1	4.6-4.6	5 1/2	1/2 x 6	
	1075/1	460	48Y	X099	48A11O2016	★	\$207	F1	2.5	5 1/2	1/2 x 6	34
	1075/1	460	48YZ	X426	48A11O1375	★	\$251	F1	2.2	5 1/2	5/8 x 4.5 w/key	69
	1075/1	575	48Y	X455	48A11O1770	★	\$207	F1	1.7	5 1/2	1/2 x 6	35
1	1075/1	200-230/460	56Z	P190	5KCP49Z2N9617T	★	\$444	F1	6.7-6.8/3.4	9.0	5/8 x 4	

Condenser Fan/Heat Pump, PSC, Open Air Over

Thru-Bolt Mount, Shaft Down




Applications: Direct drive condenser fans mounted vertically, shaft down. These motors need to be mounted within the airflow of the fan for proper cooling.

- Features:**
- Frame and opposite shaft end bracket are enclosed for vertical shaft down mounting
 - Weather resistant reversing plug
 - 30" Long leads
 - Shaft slinger
 - 1-1/4" Extended thru-bolts on shaft end, except where noted
 - Automatic reset thermal protector
 - Ball Bearings
 - UL Recognized and CSA Certified
 - **Capacitor not included, see Accessories section**

HP	RPM	VOLTS	FRAME	CAT. NO.	MODEL NO.	STOCK	LIST PRICE	MULT. SYMB.	F.L. AMPS	FRAME LENGTH	SHAFT DIM.	FOOT NOTES
1/8	825	208-230	48Y	X278	48A8O206	★	\$168	F1	0.9-0.9	4 1/4	1/2 X 4 3/4	37,44
1/6	1075	208-230	48Y	X440	48A11O2065	★	\$111	F1	1.0-0.9	4	1/2 X 6	
1/5	1075	208-230	48Y	X216	48A11O1097	★	\$124	F1	1.8-1.6	3 3/4	1/2 X 6	37,44,60
1/4	1075	208-230	48Y	X441	48A11O2062	★	\$136	F1	1.35-1.35	4 1/4	1/2 X 6	
1/3	1075	208-230	48Y	X442	48A11O2064	★	\$145	F1	2.0-1.95	4 3/4	1/2 X 6	
	1075	208-230	48Y	X297	48A11T509	★	\$131	F1	1.8-1.8	4 1/4	1/2 X 3 3/4	N,29,41,60
1/2	1075	208-230	48Y	X443	48A11O2063	★	\$161	F1	3.9-3.9	5 1/4	1/2 X 6	
3/4	1075	208-230	48Y	X444	48A11O1596	★	\$214	F1	4.3-4.7	5 1/2	1/2 X 6	

Condenser Fan/Heat Pump, PSC, Open Air Over

48 Frame, Thru-Bolt, All-Angle




Applications: Direct drive condenser fans for all angle mounting. These motors need to be mounted within the airflow of the fan for proper cooling.

- Features:**
- Frame and end brackets enclosed
 - **Single and multi-speed models, as noted**
 - Ball bearings (except as noted)
 - Weather resistant reversing plug
 - 30" long leads
 - Shaft slinger
 - 1-1/2" Thru-bolts on shaft end, 1" thru-bolts on lead end (except as noted)
 - Automatic reset thermal protector
 - Weep holes with removable plugs on end brackets. Remove bottom plug after installation.
 - Lug mount kits and other accessories available (see Accessories section)
 - **60°C ambient, as noted**
 - UL Recognized and CSA Certified
 - **Capacitor not included, see Accessories section**

HP	RPM	VOLTS	FRAME	CAT. NO.	MODEL NO.	STOCK	LIST PRICE	MULT. SYMB.	F.L. AMPS	FRAME LENGTH	SHAFT DIM.	FOOT NOTES
1/6	1075/2	208-230	48Y	X429	48A11T2020	★	\$149	F1	1.3-1.3	4	1/2 x 6	36
	1075/1	208-230	48Y	X427	48A11T2017	★	\$141	F1	1.3-1.3	3 3/4	1/2 x 6	d
	1075/1	208-230	48Y	X411	48A11T2008	★	\$141	F1	1.3-1.3	3 3/4	1/2 x 6	
	825/1	208-230	48Y	X465	48A8T11002	★	\$149	F1	1.1-1.1	4 1/4	1/2 x 6	45
1/4	1625/1	208-230	48Y	X467	48A17T87	★	\$133	F1	2.0-2.0	4 1/2	1/2 x 6	21,36
	1625/2	208-230	48Y	X463	48A17T356	★	\$153	F1	1.4-1.4	4 1/2	1/2 x 6	45,94
	1075/2	208-230	48Y	X430	48A11T463	★	\$162	F1	1.8-1.8	4 1/2	1/2 x 6	36
	1075/1	208-230	48Y	X412	48A11T569	★	\$157	F1	1.4-1.4	4 1/4	1/2 x 6	45
	1075/1	208-230	48Y	X428	48A11T2018	★	\$157	F1	1.9-1.9	4 1/4	1/2 x 6	d
	1075/1	460	48Y	X456	48A11T578	★	\$162	F1	0.75	4 1/2	1/2 x 6	45
	840/1	208-230	48Y	X450	48A8T71	★	\$153	F1	1.9-1.9	5 1/4	1/2 x 6	45
	1/3	1625/1	208-230	48Y	X466	48A17T86	★	\$146	F1	2.0-2.0	5	1/2 x 6
1075/2		208-230	48Y	X415	48A11T2012	★	\$173	F1	2.6-2.6	5	1/2 x 6	36
1075/1		208-230	48Y	X413	48A11T529	★	\$170	F1	1.9-1.9	4 3/4	1/2 x 6	45
1075/1		460	48Y	X457	48A11T579	★	\$172	F1	0.9	5	1/2 x 6	36,45
825/1		208-230	48Y	X451	48A8T72	★	\$161	F1	2.3-2.3	5 3/4	1/2 x 6	34,45
1/2	1625/1	208-230	48Y	X468	48A17T96		\$165	F1	4.0-4.0	5 1/4	1/2 x 6	21
	1625/2	208-230	48Y	X464	48A17T359		\$185	F1	3.1-2.9	5 1/4	1/2 x 6	45
	1075/2	208-230	48Y	X416	48A11T2013	★	\$190	F1	4.2-4.2	5 1/2	1/2 x 6	36
	1075/1	208-230	48Y	X414	48A11T571	★	\$187	F1	2.7-2.7	5	1/2 x 6	36,45
	1075/1	460	48Y	X458	48A11T580	★	\$190	F1	1.4	5 1/2	1/2 x 6	36,45
	825/1	208-230	48Y	X452	48A8T73	★	\$198	F1	3.1	6 1/4	1/2 x 6	45
3/4	1625/1	208-230	48Y	X469	48A11T276	★	\$165	F1	4.2-3.65	6	1/2 x 6	21,63
	1075/1	460	48Y	X459	48A11T581	★	\$214	F1	2.1	6	1/2 x 6	32,45
1	1075/1	460	48Y	X462	48A11T619	★	\$253	F1	3.4	7 1/4	1/2 x 6	32,45

Condenser Fan/Heat Pump, PSC, Open Air Over

Rigid Base, Shaft Up or Horizontal




Applications: Condenser fans, installed outdoors. These motors need to be mounted within the airflow of the fan for proper cooling.

- Features:**
- Frame and shaft end bracket enclosed
 - Heavy gauge steel constructions
 - 56Y frame has non-NEMA BA dimension of 1.97"
 - Automatic reset thermal protector
 - Flat and keyway on shaft
 - Ball Bearings
 - UL Recognized and CSA Certified
 - **Capacitor included on X432, see Accessories section to order capacitor for X433**

HP	RPM	VOLTS	FRAME	CAT. NO.	MODEL NO.	STOCK	LIST PRICE	MULT. SYMB.	F.L. AMPS	FRAME LENGTH	SHAFT DIM.
3/4	1075	208-230/460	56YZ	X432	56A11O29	★	\$311	F1	4.6-4.4/2.2	11.88	5/8 x 4 1/2
1	1075	208-230/460	56YZ	X433	56A11O30	★	\$370	F1	5.8-5.4/2.7	12.38	5/8 x 4 1/2

Condenser Fan/Heat Pump, PSC

56 Frame, Resilient Ring, Thru-Bolt



Applications: Direct drive condenser fans mounted vertically, shaft up or horizontal. These motors need to be mounted within the airflow of the fan for proper cooling.

- Features:**
- Enclosed shaft end bracket with vented frame
 - Ball bearings
 - 30" long leads (except P243)
 - Shaft slinger
 - 60°C ambient, as noted
 - Automatic reset thermal protector
 - Flat & keyway on shaft
 - UL Recognized and CSA Certified
 - **Capacitor not included, see Accessories section**

Open Air Over, Shaft Up

HP	RPM	VOLTS	FRAME	CAT. NO.	MODEL NO.	STOCK	LIST PRICE	MULT. SYMB.	F.L. AMPS	FRAME LENGTH	SHAFT DIM.	FOOT NOTES
3/4	1075	208-230/460	56Y	P243	5KCP49RN9611S	★	\$351	F1	4.9-3.8/1.9	7 1/2	5/8 x 6	d,33
	1075	208-230/460	56Y	X207	56A11O5311	★	\$351	F1	3.9-3.6/1.8	8 1/4	5/8 x 6	37,45
1	1075	208-230/460	56Y	P244	5KCP49UN9613S	★	\$370	F1	6.3-5.0/2.5	8.4	5/8 x 6	d,34
	1075	208-230/460	56Y	X206	56A1105310	★	\$370	F1	5.4-5.2/2.6	10 1/16	5/8x6	37
1 1/2	1075	208-230/460	56Y	X271	56A11O5305	★	\$422	F1	7.7-7.6/3.8	9 3/4	5/8 x 6	34,45

Dripproof

HP	RPM	VOLTS	FRAME	CAT. NO.	MODEL NO.	STOCK	LIST PRICE	MULT. SYMB.	F.L. AMPS	FRAME LENGTH	SHAFT DIM.	FOOT NOTES
1/2	825/1	115/208-230	56Y	P245	5KCP49PN9812S	★	\$477	F1	6.2/3.8-3.1	13.66	5/8 X 6	
	825/1	208-230	56Y	P246	5KCP49UN9811S	★	\$517	F1	5.8-5.6	14.47	5/8 X 6	
1	1075/3	115	56Y	P184	5KCP49UN9612S	★	\$495	F1	10.8	14.87	5/8 x 6	
	1075/3	200-230	56Y	P185	5KCP49UN9614S	★	\$495	F1	4.8-5.0	14.87	5/8 X 6	
	825/1	208-230/460	56Y	P180	5KCP49WN9813S	★	\$545	F1	6.3-6.4/3.2	11.24	5/8 x 6	

Commercial Condenser Fan/Heat Pump, PSC

Open Air Over, Belly Band, Shaft Up



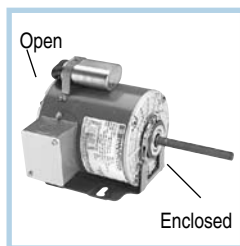
Applications: Heavy duty design for commercial direct drive condenser fans mounted vertically, shaft up. These motors need to be mounted within the airflow of the fan for proper cooling.

- Features:**
- Open frame and end brackets
 - Shaft with flat, unless otherwise noted
 - Unique Rain Shield fits over shaft to protect motor in vertical shaft up position
 - Shaft slinger
 - Automatic reset thermal protector
 - 60°C ambient (as noted)
 - Ball bearings
 - UL Recognized and CSA Certified
 - **Capacitor not included, see Accessories section**

HP	RPM	VOLTS	FRAME	CAT. NO.	MODEL NO.	STOCK	LIST PRICE	MULT. SYMB.	F.L. AMPS	FRAME LENGTH	SHAFT DIM.	FOOT NOTES
0.4	1075	200-230/460	48Y	X445	48A11O1732		\$190	F1	3.0-2.8/1.4	5 1/2	1/2 x 4	
0.6	1075	200-230/460	48Y	P192	5KCP36PNB523S	★	\$209	F1	4.0/2.0	8 1/4	5/8 x 4 1/4	d
	1075	200-230/460	48Y	X446	48A11O1643	★	\$209	F1	3.0-3.6/1.8	6 7/8	1/2 x 4	
0.8	1075	200-230/460	48Y	P193	5KCP395NB4805	★	\$234	F1	4.0/2.0	14.19	1/2 x2 3/4	d
	1075	200-230/460	48Y	P194	5KCP39SNB481S	★	\$280	F1	4.0/2.0	9 1/3	5/8 x 4 7/8	d
	1075	200-230/460	48Y	X447	48A11O1642	★	\$280	F1	5.0-4.4/2.2	8 3/4	1/2 x 4	45
1	1075	200-230/460	48Y	P195	5KCP39SNB482S	★	\$302	F1	5.6/2.8	10 5/8	5/8 x 5 1/4 w/key/flat	d
	1075	200-230/460	56Y	X448	56A11O5314	★	\$302	F1	6.0-5.2/2.6	8 3/4	5/8 x 4 w/key/flat	45
	1075	575	56Y	P196	5KCP39TNB763T	★	\$302	F1	2.6	10 1/4	1/2 x 5 1/4	
1.5	1075	200-230/460	56Y	P197	5KCP39UNB767T	★	\$347	F1	8.1-7.8/3.9	10 1/4	5/8 spcl.	d
	1075	200-230/460	56Y	X449	56A11O5315	★	\$347	F1	7.0-7.0/3.5	9 1/4	5/8 x 4	45
	1075	575	56Y	P198	5KCP39UNB764T	★	\$347	F1	3.5	10 1/4	1/2 x 5 1/4	

Commercial Condenser Fan/Heat Pump, PSC

Resilient Base, Shaft Up or Horizontal




Applications: Condenser fans, installed outdoors. These motors need to be mounted within the airflow of the fan for proper cooling.

- Features:**
- Frame and shaft end bracket enclosed
 - Automatic reset thermal protector
 - Ball bearings
 - UL Recognized and CSA Certified
 - **Capacitor included**

HP	RPM	VOLTS	FRAME	CAT. NO.	MODEL NO.	STOCK	LIST PRICE	MULT. SYMB.	F.L. AMPS	FRAME LENGTH	SHAFT DIM.
1/2	1075	208-230/460	48YZ	X431	48A11O1461	*	\$245	F1	3.0-3.0/1.5	11.94	1/2 x 4 1/2

Commercial Condenser Fan/Heat Pump, Three Phase

Open Air Over, Rigid Base, Shaft Up or Horizontal



Applications: Commercial condenser fans may be installed outdoors. These motors need to be mounted within the airflow of the fan for proper cooling. Used on Trane, Carrier, Climtrol and York units, 5 tons and larger.

- Features:**
- 70°C ambient (except as noted)
 - Enclosed shaft end bracket, vented frame
 - Continuous duty, air over
 - Automatic reset thermal protector
 - Shaft slinger
 - Threaded lead exit
 - Nameplated 60/50 hertz 190/380 volts, at next lower HP
 - Double sealed ball bearings
 - Flat and keyway on shaft
 - Patented VCD™ - Voltage Change Device (as noted)
 - Ball Bearings
 - UL Recognized and CSA Certified



HP	RPM	VOLTS	FRAME	CAT. NO.	MODEL NO.	STOCK	LIST PRICE	MULT. SYMB.	F.L. AMPS	"C" DIM.	SHAFT DIM.	FOOT NOTES
1/3	1140	208-230/460	56Z	X532	56T11O11001	*	\$330	F1	1.8-1.8/0.9	13.37	1/2 x 5	45,50
1/2	1140	208-230/460	56Z	X533	56T11O11002	*	\$355	F1	2.1-2.0/1.0	13.37	5/8 x 5	45,50
	850	208-230/460	56HZ	X529	56T8O5531	*	\$509	F1	2.9-3.0/1.5	14.68	5/8 x 5	VC,5
3/4	1140	208-230/460	56HZ	X512	56T11O15511	*	\$395	F1	2.7-3.0/1.5	14.18	5/8 x 5	VC,5
1	1140	208-230/460	56HZ	K1485	5K49RN6118S	*	\$405	F1	4.2-4.0/2.0	16.02	5/8 X 6	d,46
	1140	208-230/460	56HZ	X513	56T11O5305	*	\$429	F1	4.1-4.2/2.1	14.68	5/8 x 5	VC,5
	850	208-230/460	56HZ	X528	56T8O5306	*	\$571	F1	5.1-5.3/2.65	17.06	5/8 x 5	VC,5
1 1/2	1140	208-230/460	56HZ	K1486	5K48TN6119S	*	\$440	F1	5.1-5.0/2.5	16.77	5/8 X 6	d,46
	1140	208-230/460	56HZ	X523	56T11O5306	*	\$466	F1	5.45-5.4/2.7	15.68	5/8 x 5	VC,5
	850	208-230/460	56HZ	X531	56T8O15504	*	\$621	F1	7.0-7.0/3.5	16.68	5/8 x 5	VC,5
2	1140	208-230/460	56HZ	X525	56T11O5310	*	\$505	F1	7.2-6.8/3.4	16.68	5/8 x 5	VC,5

Condenser Fan/Heat Pump, Three Phase

Open Air Over, Belly Band/Resilient Ring

HVAC



Applications:

Commercial condenser fans may be installed outdoors. These motors need to be mounted within the airflow of the fan for proper cooling. Used on Trane, Carrier, Climatrol and York units, 5 tons and larger.

Features:

- 70°C ambient (except as noted)
- Enclosed shaft end bracket, vented frame
- Automatic reset thermal protector
- Nameplate 60/50 hertz 190/380 volts, at next lower HP (except as noted)
- Double sealed ball bearings
- 5/8" Dia. x 5" long shaft with flat and keyway
- Ball bearings
- Threaded lead exit
- Patented VCD™ - Voltage Change Device
- 4 Locating screws 90 degrees apart, 3.33" from outer edge of shaft slinger
- Hubs on both ends will accept resilient base kits, see Accessories section (except X524 and X526 - horizontal only)
- UL Recognized and CSA Certified
- External shaft slinger on all, internal slinger on 5K models



HP	RPM	VOLTS	FRAME	CAT. NO.	MODEL NO.	STOCK	LIST PRICE	MULT. SYMB.	F.L. AMPS	FRAME LENGTH	FOOT NOTES
1/3	850	208-230/460	56Y	X511	56T8O5303	★	\$459	F1	2.3-2.5/1.25	9 1/2	VC
1/2	1140	208-230/460	56Y	K578	5K46LN6032S	★	\$344	F1	2.1-2.4/1.2	8.89	d,46
	1140	200-230/460	56Y	X500	56T11O5300	★	\$365	F1	2.4-2.7/1.35	9.00	VC
	1140	575	56Y	K1500	5K49MN6432S	★	\$434	F1	1.0	9.49	33,46
3/4	1140	208-230/460	56Y	K378	5K46LN6033S	★	\$381	F1	3.0-3.4/1.7	8.89	d,46
	1140	200-230/460	56Y	X501	56T11O5301	★	\$404	F1	3.1-3.2/1.6	9.50	VC
	1140	575	56Y	K1505	5K46LN6428S	★	\$456	F1	1.5	8.89	33,46
	850	208-230/460	56Y	X506	56T8O5301	★	\$534	F1	3.6-3.6/1.8	11.00	VC
1	1140	208-230/460	56Y	K379	5K49RN6034S	★	\$399	F1	4.2-4.0/2.0	10.02	d,46
	1140	200-230/460	56Y	X502	56T11O5302	★	\$423	F1	4.0-4.2/2.1	10.00	VC
	1140	575	56Y	X522	56T11O5308	★	\$423	F1	1.7	10.00	70
	1140	575	56Y	K1510	5K49RN6429S	★	\$397	F1	1.6	16.02	d,33,46
	850	208-230/460	56Y	K1482	5K48WN3013S	★	\$524	F1	5.1-5.2/2.6	10.77	d,46
	850	200-230/460	56Y	X507	56T8O5302	★	\$555	F1	5.3-5.3/2.6	12.00	VC
	850	575	56Y	K1511	5K48WN3181S	★	\$524	F1	2.0	10.77	d,33,46
	850	575	56Y	X527	56T8O5304	★	\$555	F1	2.1	12.00	70
1 1/2	1140	208-230/460	56Y	K380	5K48TN6035S	★	\$436	F1	5.1-5.0/2.5	10.77	d,46
	1140	200-230/460	56Y	X503	56T11O5303	★	\$462	F1	5.5-5.4/2.7	11.00	VC
	1140	575	56Y	X524	56T11O5307	★	\$462	F1	2.2	11.00	73
	1140	575	56Y	K1515	5K48TN6430S	★	\$434	F1	2.2	10.77	d,33,46
	850	208-230/460	56Y	X530	56T8O5307	★	\$598	F1	7.5-6.8/3.4	11.25	VC
2	1140	208-230/460	56Y	X509	56T11O5304	★	\$501	F1	7.2-6.8/3.4	12.00	VC
	1140	208-230/460	56Y	K1488	5K49ZN6138S	★	\$473	F1	7.4-7.4/3.7	11.97	d,33,46
	1140	575	56Y	K1520	5K49ZN6433S	★	\$462	F1	2.5	11.97	d,33,46
	1140	575	56Y	X526	56T11O5309	★	\$501	F1	2.7	11.63	73

Shaft Up with Fan Canopy / Rainshield


HP	RPM	VOLTS	FRAME	CAT. NO.	MODEL NO.	STOCK	LIST PRICE	MULT. SYMB.	F.L. AMPS	FRAME LENGTH	FOOT NOTES
1/2	1140	200-230/460	48Y	K1403	5K36PN345S	★	\$433	F1	2.2-2.6/1.3	7.95	46
3/4	1140	200-230/460	48Y	K1404	5K38SN267S	★	\$455	F1	3.3-3.8/1.9	8.95	46
	1140	575	48Y	K1405	5K39SNB765T	★	\$483	F1	1.5	8.50	46
1	1140	200-230/460	48Y	K1402	5K39SNB505S	★	\$501	F1	4.4-4.0/2.0	8.50	46
1 1/2	1140	200-230/460	48Y	K1407	5K39SNB587S	★	\$549	F1	6.0-5.8/2.9	10.63	46

Fan and Blower - Direct Drive, PSC

Open Air Over, Resilient Ring, Thru-Bolt Mount

Features:

- Open frames and brackets (except X011 and X012 have enclosed shaft end bracket)
- **Single and multi-speed models as noted**
- Grommeted lead exit
- Weather resistant reversing plug
- 2-1/4" resilient ring mounting except where noted (base not included, see Accessories section)
- 2 1/2" adapter rings supplied, shipped loose in box
- Extended thru-bolts on shaft end
- 30" long leads
- Automatic reset thermal protector
- Ball bearings
- UL Recognized and CSA Certified
- **Capacitor not included, see Accessories section**



HP	RPM	VOLTS	FRAME	CAT. NO.	MODEL NO.	STOCK	LIST PRICE	MULT. SYMB.	F.L. AMPS	FRAME LENGTH	SHAFT DIM.	FOOT NOTES
1/5 1/4	1075/3	115	48Y	X219	48A11O2047	★	\$123	F1	3.5	4	1/2 x 4	39
	1625/3	115	48Y	X013	48A17O152	★	\$135	F1	2.9	5	1/2 x 4	32
	1625/3	208-230	48Y	X014	48A17O154	★	\$137	F1	1.8-1.35	4 1/4	1/2 x 4	32
	1625/1	208-230	48Y	X012	48A17O2006	★	\$137	F1	1.8-1.8	4 1/2	1/2 x 6	34,44
	1075/3	115	48Y	X000	48A11O1798	★	\$129	F1	3.4	4 1/4	1/2 x 4	32
	1075/3	208-230	48Y	X001	48A11O1799	★	\$133	F1	1.5-1.5	4 1/2	1/2 x 4	32
	1075/3	208-230	48Y	X1001	48A11OB1799	★	\$133	F1	1.5-1.5	4 1/2	1/2 x 4	d,4,32
	1075/3	277	48Y	X018	48A11O1350	★	\$139	F1	1.6	4 1/4	1/2 x 4	32
	1075/1	208-230	48Y	X006	48A11O2001	★	\$127	F1	2.0-2.0	4 1/4	1/2 x 4	32
	1075/1	208-230	48Y	X417	48A11O2051	★	\$136	F1	2.0-2.2	4 1/4	1/2 x 6	51,116
1/3	1625/3	115	48Y	X015	48A17O151	★	\$143	F1	4.0	4 3/4	1/2 x 4	32
	1625/3	208-230	48Y	X011	48A17O2005	★	\$147	F1	2.3-2.3	4 3/4	1/2 x 6	34,44
	1075/4	115	48Y	X236	48A11O699	★	\$161	F1	6.4	4 3/4	1/2 x 6	39
	1075/4	208-230	48Y	X237	48A11O694	★	\$164	F1	4.8-4.8	5 1/4	1/2 x 6	39
	1075/3	115	48Y	X002	48A11O1769	★	\$139	F1	4.6	4 3/4	1/2 x 4	32
	1075/3	208-230	48Y	X003	48A11OB2042	★	\$141	F1	3.3-3.3	4 3/4	1/2 x 4	32
	1075/3	277	48Y	X019	48A11O1351	★	\$148	F1	2.7	4 3/4	1/2 x 4	32
	1075/1	208-230	48Y	X418	48A11O2052	★	\$144	F1	3.1-3.1	4 1/2	1/2 x 6	51,116
	825/1	230	48Y	X209	48A8O183	★	\$177	F1	2.8	5 3/4	1/2 x 5 1/2	34,43
	1/2	1625/3	115	48Y	X016	48A17O153	★	\$160	F1	5.0	5 1/4	1/2 x 4
1625/3		208-230	48Y	X017	48A17O155	★	\$162	F1	4.1-4.1	5 1/4	1/2 x 4	32
1075/4		115	48Y	X033	48A11O1674	★	\$135	F1	6.1	5	1/2 x 5	31,73
1075/3		115	48Y	X004	48A11O1755	★	\$156	F1	6.2	5 1/2	1/2 x 4	32
1075/3		208-230	48Y	X005	48A11O1756	★	\$158	F1	2.65-2.6	5 1/2	1/2 x 4	32
1075/3		277	48Y	X020	48A11O1352	★	\$165	F1	3.6	5 1/2	1/2 x 4	32
1075/1		208-230	48Y	X419	48A11O2053	★	\$161	F1	4.2	5 1/4	1/2 x 6	51,116
3/4		1625/3	230	48Y	X022	48A17O174	★	\$178	F1	3.7	5 1/2	1/2 x 5 1/2
	1075/4	208-230	48Y	X241	48A11O697	★	\$207	F1	5.4-5.4	5 1/2	1/2 x 6	39
	1075/3	115	48Y	X009	48A11O787	★	\$182	F1	10.2	5 3/4	1/2 x 4	32
	1075/3	115	48Y	X1009	48A11OB787	★	\$182	F1	10.2	5 3/4	1/2 x 4	d,4,32
	1075/3	208-230	48Y	X010	48A11O2046	★	\$185	F1	5.6	5 1/2	1/2 x 4	32
	1075/3	208-230	48Y	X1010	48A11OB2046	★	\$185	F1	5.6	5 1/2	1/2 x 4	d,4,32
	1075/3	277	48Y	X021	48A11O1353	★	\$190	F1	5.0	5 3/4	1/2 x 4	32
	1	1625/2	208-230	48Y	X211	48A17O125	★	\$231	F1	6.2	6 1/4	1/2 x 2 1/2
1075/3		230	48Y	X023	48A11O1583	★	\$211	F1	5.3	6 1/2	1/2 x 5	34
1075/3		208-230	48YZ	X242	48A11O756	★	\$351	F1	6.2	7 1/4	5/8 x 4	39,51

Fan and Blower - Direct Drive, PSC

Open Air Over, Resilient Ring


Applications: Single speed PSC motors designed to replace PSC and Shaded pole motors, used in direct drive furnace, air conditioners, and others blowers.

- Features:**
- Open frame and brackets
 - Heavy gauge steel constructions
 - Shaft with flat
 - **70°C ambient**
 - 37" Leads
 - Thermal overload protection
 - 1/4" terminals on the capacitor leads
 - 2 1/4" resilient rings, includes 2 1/2" expanders
 - **Capacitor not included, see Accessories section**

HP	RPM	VOLTS	FRAME	CAT. NO.	MODEL NO.	STOCK	LIST PRICE	MULT. SYMB.	F.L. AMPS	FRAME LENGTH	SHAFT DIM.	FOOT NOTES
1/6	1625	115	48Y	X477	48A17O128	★	\$128	F1	2.6	4	1/2 x 4	
	1625	230	48Y	X475	48A17O123	★	\$128	F1	1.3	4	1/2 x 4	
	1075	115	48Y	X473	48A11O1046	★	\$124	F1	2.9	4	1/2 x 4	
	1075	230	48Y	X471	48A11O1044	★	\$124	F1	1.3	4	1/2 x 4	
1/4	1625	230	48Y	X476	48A17O124	★	\$137	F1	1.8	4 1/4	1/2 x 4	
	1075	115	48Y	X472	48A11O1045	★	\$129	F1	4.0	4 1/4	1/2 x 4	
	1075	230	48Y	X474	48A11O1047	★	\$129	F1	2.0	4 1/4	1/2 x 4	

Fan and Blower - Direct Drive, PSC

Open Air Over, Torsion Flex Mount



Applications: Residential and commercial furnaces, air conditioners, exhaust fans, and other air handling equipment installed in clean and dry environments.

- Features:**
- Open frames and brackets
 - Three lug mount fits 9" or 10" bolt circle. Mounting holes on lugs are .435" dia., with grommets and sleeves for .26" dia. option.
 - **Multi-speed capability**
 - Weather resistant reversing plug
 - 30" long leads
 - Automatic reset thermal protector
 - Ball Bearings
 - UL Recognized and CSA Certified
 - **Capacitor not included, see Accessories section**

HP	RPM	VOLTS	FRAME	CAT. NO.	MODEL NO.	STOCK	LIST PRICE	MULT. SYMB.	F.L. AMPS	FRAME LENGTH	SHAFT DIM.	FOOT NOTES
1/4	1075/4	115	48Y	X034	48A11O1773	★	\$149	F1	3.3	4 1/2	1/2 x 6	
1/3	1075/4	115	48Y	X035	48A11O1774	★	\$160	F1	4.5	4 1/2	1/2 x 6	
1/2	1075/4	115	48Y	X036	48A11O1772	★	\$177	F1	6.0	5	1/2 x 6	

Fan & Blower - Direct Drive, PSC

Open Air Over, Extended Thru-Bolt, 460 Volt



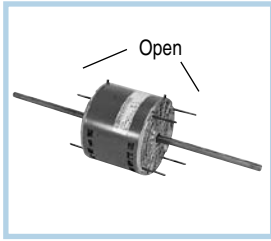
Applications: Residential and commercial furnaces, air conditioners, exhaust fans, and other air handling equipment installed in clean and dry environments.

- Features:**
- Enclosed frame and open end brackets
 - **Multi-speed capability**
 - Grommeted lead exit
 - Weather resistant reversing plug
 - Automatic reset thermal protector
 - 7/8" extended thru-bolts on shaft end
 - Ball Bearings
 - UL Recognized and CSA Certified
 - **Capacitor not included, see Accessories section**

HP	RPM	VOLTS	FRAME	CAT. NO.	MODEL NO.	STOCK	LIST PRICE	MULT. SYMB.	F.L. AMPS	FRAME LENGTH	SHAFT DIM.	FOOT NOTES
1/3	1075/2	460	48Y	X037	48A11O1876	★	\$278	F1	1.0	4 3/4	1/2 X 6	51
1/2	1075/2	460	48Y	X038	48A11O1874	★	\$284	F1	1.6	5 1/4	1/2 X 6	51
3/4	1075/2	460	48Y	X039	48A11O1875	★	\$289	F1	2.1	5 1/2	1/2 X 6	51

Fan and Blower - Direct Drive, PSC, Open Air Over

Belly Band Thru-Bolt, Double Shaft



Applications: Continuous air over applications, such as room air conditioners, fan coil units, and other air moving applications.

Features:

- Open frame and brackets
- **Multi-speed capability**
- Automatic reset thermal protector
- 30" leads
- **CCW rotation, fixed lead end**
- 1" extended Thru-bolts both ends
- 20" overall length
- Length adapter kits included where noted
- Ball Bearings (except as noted)
- UL Recognized and CSA Certified
- **Capacitor not included, see Accessories section**

HP	RPM	VOLTS	FRAME	CAT. NO.	MODEL NO.	STOCK	LIST PRICE	MULT. SYMB.	F.L. AMPS	FRAME LENGTH	SHAFT DIM.	FOOT NOTES
1/8	1075/3	115	48Y	X064	48A11O2011		\$123	F1	2.4	4	8 1/5 x 1/2 x 7 7/8	4
	1075/3	115	48Y	X056	48A11O901	★	\$136	F1	2.4	4	8 1/5 x 1/2 x 7 7/8	4,71
	1075/3	208-230	48Y	X065	48A11O2012	★	\$123	F1	1.0	4	8 1/5 x 1/2 x 7 7/8	
	1075/3	208-230	48Y	X057	48A11O900		\$136	F1	1.0	4	8 1/5 x 1/2 x 7 7/8	4,71
1/6	1075/3	115	48Y	X048	48A11O772		\$124	F1	3.0	4	8 1/5 x 1/2 x 7 7/8	4
	1075/3	115	48Y	X042	48A11O653	★	\$139	F1	3.0	4	8 1/5 x 1/2 x 7 7/8	71
	1075/3	208-230	48Y	X049	48A11O773	★	\$124	F1	1.5	4	8 1/5 x 1/2 x 7 7/8	
	1075/3	208-230	48Y	X043	48A11O654	★	\$139	F1	1.5	4	8 1/5 x 1/2 x 7 7/8	71
1/4	1625/3	208-230	48Y	X059	48A17O2002		\$137	F1	1.8	4 1/4	8 x 1/2 x 7 7/8	
	1625/3	208-230	48Y	X040	48A17O69	★	\$152	F1	1.8	4 1/4	8 x 1/2 x 7 7/8	71
	1075/3	115	48Y	X066	48A11O2013	★	\$133	F1	4.2	4 1/2	7 5/8 x 1/2 x 7 7/8	d,4
	1075/3	115	48Y	X061	48A11O2022	★	\$148	F1	4.8	4 1/4	8 x 1/2 x 7 7/8	71
	1075/3	208-230	48Y	X050	48A11O774	★	\$133	F1	2.2	4 1/4	8 x 1/2 x 7 7/8	
	1075/3	208-230	48Y	X044	48A11O655	★	\$148	F1	2.2	4 1/4	8 x 1/2 x 7 7/8	71
1/3	1625/3	208-230	48Y	X060	48A17O2003		\$147	F1	2.5	4 3/4	7 1/2 x 1/2 x 7 7/8	4
	1625/3	208-230	48Y	X041	48A17O70	★	\$160	F1	2.5	4 3/4	7 1/2 x 1/2 x 7 7/8	71
	1075/3	115	48Y	X070	48A11O2024	★	\$156	F1	7.8	4 3/4	7 1/2 x 1/2 x 7 7/8	71
	1075/3	208-230	48Y	X052	48A11O775	★	\$141	F1	3.4	4 3/4	7 1/2 x 1/2 x 7 7/8	
	1075/3	208-230	48Y	X045	48A11O656	★	\$156	F1	3.4	4 3/4	7 1/2 x 1/2 x 7 7/8	71
	1075/3	208-230	48Y	X258	48A11O1167	★	\$137	F1	2.3	4 1/4	6 7/8 x 1/2 x 6 7/8	
1/2	1625/3	208-230	48Y	X058	48A17O2001	★	\$180	F1	4.1	5 1/4	7 x 1/2 x 7 7/8	71
	1625/3	208-230	48Y	X069	48A17O2004		\$165	F1	4.1	5 1/4	7 x 1/2 x 7 7/8	4
	1075/3	115	48Y	X071	48A11O2026	★	\$176	F1	9.4	5 1/2	6 5/8 x 1/2 x 7 7/8	71
	1075/3	208-230	48Y	X062	48A11O2009	★	\$176	F1	4.7	5 1/2	6 5/8 x 1/2 x 7 7/8	71
	1075/3	208-230	48Y	X067	48A11O2014	★	\$161	F1	4.7	5 1/2	6 5/8 x 1/2 x 7 7/8	
3/4	1075/3	208-230	48Y	X068	48A11O2015		\$183	F1	5.0	5 3/4	6 3/4 x 1/2 x 6 7/8	
	1075/3	208-230	48Y	X063	48A11O2028	★	\$197	F1	5.4	5 1/2	6 5/8 x 1/2 x 7 7/8	71

Fan and Blower, Split Phase, Dripproof

Resilient Base (Single & Two-Speed)

HVAC



Features:

- Ball bearings (except as noted)
- Service Factor, as noted
- Thermal protection, as noted
- Variable torque on two speed motors
- Extended Thru-bolts, as noted
- Heavy gauge steel constructions
- 48Y and 48YZ Frame have 48/56 Frame mounting holes
- UL Recognized and CSA Certified

HP	RPM	VOLTS	FRAME	OVER LOAD	CAT. NO.	MODEL NO.	STOCK	FORMER CAT. NO.	FORMER MODEL NO.	LIST PRICE	MULT. SYMB.	F.L. AMPS	"C" DIM.	FOOT NOTES	
1/12	1140	115	48Z	AUTO	HG152	5KH32GN140X	*			\$230	F1	2.4	9.32	8,112	
1/8	1140	115	48Z	AUTO	HG154	5KH36KN113X	*			\$254	F1	3.8	10.38	8,112	
	850	115	56	AUTO	HG155	5KH46MN3021X	*			\$408	F1	4.6	10.88	112	
1/6	1725/1140	115	48Z	NONE	H169	5KH36KN114	*	B604	48S17D7206	\$158	F1	3.4/1.9	10.38	8,20,54	
	1725/1140	115	48Z	AUTO	H170	5KH36KN114X	*	B605	48S17D7207	\$165	F1	3.4/1.9	10.38	8,20,54	
	1725/1140	115	48	NONE	4322	5KH39QN9548	*			\$190	F1	3.4/1.9	10.00	4,20	
	1725/1140	115	48	AUTO	4389	5KH39QN9548X	*			\$202	F1	3.4/1.9	10.00	4,20	
	1725	115	48	AUTO	4314	5KH39QN5520X	*			\$137	F1	3.9	8.93	4,20	
	1725	115	48Y	AUTO	D107	48S17D2017	*			\$140	F1	3.6	8.99	CF,4,20	
	1725	115	48	NONE	4304	5KH39QN5543	*			\$136	F1	3.9	8.93	4,20	
	1725	115	48Z	AUTO	H913	5KH32DNA700X	*			\$144	F1	4.4	9.74	9,20,28	
	1725	115	48Z	NONE	HG156	5KH32DN3085	*			\$133	F1	3.9	9.32	8,20	
	1725	115	48Z	NONE	H912	5KH32DNA700	*			\$98	F1	4.4	9.74	d,9,20,28	
	1725	115	48YZ	NONE	B300	48S17D2052	*			\$135	F1	3.6	9.32	CF,20,31,52	
	1725	115	48Z	AUTO	H157	5KH32DN3085X	*			\$140	F1	3.9	9.32	8,20	
	1725	115	48YZ	AUTO	B322	48S17D2053	*			\$142	F1	3.6	9.32	CF,20,31,52	
	1725	115	56Z	AUTO	4350	5KH39QN5538X	*			\$143	F1	3.9	9.19	4,8,20,26	
	1140	115	48	NONE	H112	5KH37PN39	*			\$225	F1	4	10.40	4,20	
	1140	115	48Z	AUTO	H159	5KH37PN41X	*			\$279	F1	4	10.78	8,20	
	1140	115	48	NONE	HG695	5KH37PNA233	*			\$227	F1	4	10.40	4,20	
	1140	115	48Z	NONE	H158	5KH37PN41	*			\$273	F1	4	10.78	8,20	
	1140	115	48	AUTO	HG113	5KH37PN39X	*			\$233	F1	4	10.40	4,20	
	850	115	56	NONE	H620	5KH49PN3043	*			\$453	F1	6.1	11.48	20	
	1/4	1725/1140	115	48Y	AUTO	D180	48S17D7204	*			\$172	F1	4.1/2.5	10.06	4,20
		1725/1140	115	48Z	AUTO	H172	5KH37PN33X	*	B384	48S17D7201	\$189	F1	4.2/2.7	10.69	8,20,54
		1725/1140	115	48Z	NONE	H171	5KH37PN33	*	B383	48S17D7200	\$182	F1	4.2/2.7	10.69	82,054
1725/1140		115	48	AUTO	4399	5KH39QN9551X	*			\$233	F1	4.2/2.7	10.40	4,20,54	
1725/1140		115	56Z	AUTO	HG704	5KH35MNA568T	*			\$237	F1	5.2/2.8	10.18	17,20,48	
1725/1140		230	48	AUTO	4412	5KH39QN9550X	*			\$261	F1	2.1/1.3	10.40	4,20,39	
1725		115	48	AUTO	4305	5KH39QN5511X	*	D127	48S17D2083	\$121	F1	5.1	8.93	4,20	
1725		115	48Y	AUTO	4701	5KH39QN5512T	*			\$119	F1	5.1	9.12	4,20,47	
1725		115	48YZ	AUTO	B206	48S17D2107	*			\$125	F1	5	9.62	CF,4,20,53	
1725		115	48Z	NONE	H160	5KH32FN3083	*			\$142	F1	5.1	9.32	8,20	
1725		115	48Z	NONE	H914	5KH33FNA722	*			\$107	F1	5.6	9.99	d,10,20,28	
1725		115	48YZ	NONE	B302	48S17D2054	*			\$145	F1	5	9.57	CF,20,31,52	
1725		115	48Z	AUTO	H915	5KH33FNA722X	*			\$155	F1	5.6	9.99	9,20,28	
1725		115/230	48Y	AUTO	4702	5KH33HN5725X	*			\$151	F1	5.2/2.6	9.62	4,7,20,26	
1725		115	48Y	AUTO	HG701	5KH32DN5618X	*			\$129	F1	5.1	8.94	4,20,48	
1725		115/208-230	48Z	AUTO	4680	5KH32FN3120T	*			\$204	F1	5.0/2.5	9.94	9,20	
1725		115	48Z	AUTO	HG161	5KH32FN3083X	*			\$149	F1	5.1	9.32	8,20	
1725		115	48YZ	AUTO	B303	48S17D2055	*			\$152	F1	5	9.57	CF,20,31,52	
1725		115	56Z	AUTO	B201	56S17D2047	*			\$125	F1	5	9.47	20,32,53	
1725		115	56Z	AUTO	4363	5KH39QN5526X	*			\$164	F1	5.1	9.19	4,8,20,26	
1725		230	48	AUTO	4306	5KH39QN5537X	*	D129	48S17D2084	\$129	F1	2.5	9.09	4,20	
1725		230	48	NONE	4360	5KH39QN5548	*			\$158	F1	2.5	8.93	4,20	
1725		277	48YZ	NONE	B606	48S17D2116	*			\$162	F1	2.1	9.47	20,31,52	
1140/850	115	56	NONE	H300	5KH49SN3048	*			\$478	F1	5.8/3.6	12.01	20,31		
1140	115	56	AUTO	H163	5KH46MN6053X	*			\$331	F1	5.6	10.88	20		
1140	115	56	NONE	H162	5KH46MN6053	*			\$324	F1	5.6	10.88	20		
850	115	56	NONE	H296	5KH49SN3046	*			\$556	F1	6.9	12.01	19		
1/3	3450	115	48	NONE	H114	5KH35FN124	*			\$184	F1	5.6	9.57	20	
	3450	115	48	AUTO	HG115	5KH35FN124X	*			\$196	F1	5.6	9.57	20	
	3450	115/230	48Z	AUTO	4798	5KH35FN153T	*			\$214	F1	6.8/3.4	10.25	9,20	

Continued on next page.

Fan and Blower, Split Phase, Dripproof

Resilient Base (Single & Two-Speed)


HVAC

HP	RPM	VOLTS	FRAME	OVER LOAD	CAT. NO.	MODEL NO.	STOCK	FORMER CAT. NO.	FORMER MODEL NO.	LIST PRICE	MULT. SYMB.	F.L. AMPS	"C" DIM.	FOOT NOTES	
1/3	1725/1140	115	48	AUTO	4319	5KH39QN9429T	*			\$238	F1	6.3/3.1	10.40	4,17,54	
	1725/1140	115	48	NONE	4396	5KH39QN9683	*			\$229	F1	6.3/3.1	10.40	4,17,54	
	1725/1140	115	48Y	AUTO	D181	48S17D7205	*			\$214	F1	5.3/2.9	10.06	4,20	
	1725/1140	115	56	NONE	H173	5KH46MN3025	*	B387	56S17D7202	\$230	F1	5.7/3.2	10.88	20,31	
	1725/1140	115	56	AUTO	H174	5KH46MN3025X	*	B388	56S17D7203	\$236	F1	5.7/3.2	10.88	20,31	
	1725/1140	115	56Z	AUTO	HG706	5KH37PNA569T	*			\$272	F1	6.0/3.8	11.01	17,48	
	1725/850	115	56Z	AUTO	HG705	5KH46NN3039T	*			\$413	F1	4.7/2.6	10.90	17,48	
	1725	115	48Y	AUTO	D143	48S17D2086	*			\$141	F1	6.1	9.34	20	
	1725	115	48Y	AUTO	B703	48N17D14	*			\$190	F1	3.2	9.84	20,74	
	1725	115	48Y	AUTO	HG711	5KH32HN5620T	*			\$139	F1	6.6	8.94	4,20,26,48	
	1725	115	48Y	AUTO	HG700	5KHC37NNA167T	*			\$243	F1	3.7	10.39	ES20,26,47	
	1725	115	48Y	AUTO	4706	5KH39QN5514T	*	4308	5KH39QNA002X	\$132	F1	6.6	9.12	4,20,47	
	1725	115	48YZ	AUTO	B207	48S17D2108	*			\$141	F1	5.5	9.62	CF,4,20,53	
	1725	115	48Z	NONE	H164	5KH32JN3128	*			\$165	F1	6.2	9.32	8,20	
	1725	115	48YZ	NONE	B304	48S17D2056	*			\$167	F1	5.5	9.32	CF20,31,52	
	1725	115	48Z	AUTO	H917	5KH35JNA723X	*			\$177	F1	6.9	10.37	9,20,28	
	1725	115	48Z	AUTO	H165	5KH32JN3128X	*			\$170	F1	6.2	9.32	8,20	
	1725	115	48YZ	AUTO	B305	48S17D2057	*			\$173	F1	5.5	9.32	CF20,31,52	
	1725	115	56Z	AUTO	B202	56S17D2048	*			\$145	F1	6.1	9.72	20,32,53	
	1725	230	48Z	AUTO	H167	5KH35JN26X	*	D145	48S17D2027	\$149	F1	3.3	9.95	8,20	
	1725	230	48	AUTO	4309	5KH39QN9514X	*			\$216	F1	3.1	9.18	20	
	1725	115	48	NONE	4370	5KH39QN9682	*	4050	5KH37NN85	\$198	F1	6.2	9.18	20	
	1725	115/230	48Y	AUTO	4707	5KH33HN5722X	*			\$168	F1	6.0/3.0	9.12	4,7,20,26	
	1725	115/208-230	56Z	AUTO	4682	5KH35JN3132T	*			\$229	F1	6.2/3.1	10.26	9,20,26,72	
	1725	230	48Z	NONE	H166	5KH35JN26	*			\$219	F1	3.3	9.95	8,20	
	1725	230	56Z	AUTO	4757	5KH39QN9636T	*			\$226	F1	3.1	9.19	7,20,26	
	1725	277	48YZ	NONE	B607	48S17D2117	*			\$182	F1	2.5	9.72	20,31,52	
	1725	115	56Z	AUTO	4383	5KH39QN9513X	*			\$212	F1	6.2	9.19	8,26	
	1140	115/230	56	NONE	H168	5KH49PN6055	*			\$376	F1	7.0/3.5	11.48	20	
	1140	115/230	56	AUTO	HG621	5KH49PN6055X	*			\$390	F1	7.0/3.5	11.48	20	
1/2	1725/1140	115	56	NONE	H175	5KH49PN3026	*	B389	56S17D5700	\$290	F1	8.0/4.2	11.48	19,31	
	1725/1140	115	56	AUTO	H176	5KH49PN3026X	*	B600	56S17D5701	\$297	F1	8.0/4.2	11.48	19,31	
	1725/1140	115	56	NONE	H130	5KH39QN9632	*			\$326	F1	8.4/4.8	10.32	17	
	1725/1140	115	56	AUTO	H131	5KH39QN9631T	*			\$337	F1	8.4/4.8	10.32	17,31	
	1725/1140	115	56Z	AUTO	HG715	5KH38SNA731T	*			\$383	F1	7.8/4.8	11.44	17,48	
	1725/1140	230	56	NONE	H275	5KH49PN3045	*			\$406	F1	3.8/1.9	11.48	19,31	
	1725/1140	230	56	AUTO	H133	5KH39QN9642T	*			\$352	F1	4.1/2.4	10.32	17,31	
	1725	115	48Y	AUTO	D162	48S17D2087	*			\$193	F1	7.2	10.09	19	
	1725	115	48Y	AUTO	HG703	5KH35MNA519T	*			\$186	F1	7.9	10.32	19,48	
	1725	115	48Y	AUTO	4708	5KH39QN9401T	*			\$175	F1	7.9	9.93	4,19,47	
	1725	115	48YZ	AUTO	B208	48S17D2109	*			\$193	F1	7.5	10.43	CF,4,19,53	
	1725	115	48YZ	NONE	B306	48S17D2058	*			\$203	F1	7.5	10.32	CF,19,31,52	
	1725	115	48	AUTO	HG694	5KH39QN9767X	*			\$215	F1	7.1	9.99	19	
	1725	115	48YZ	AUTO	B307	48S17D2059	*			\$220	F1	7.5	10.32	CF,19,31,52	
	1725	115	48Z	AUTO	H919	5KH36MNA735X	*			\$218	F1	8.7	10.80	10,19,28	
	1725	115	56	AUTO	4392	5KH39QN9405X	*	B348	56S17D2059	\$214	F1	7.9	10.32	19	
	1725	115	56	NONE	4390	5KH39QNA039	*			\$240	F1	7.9	10.32	19	
	1725	115	56	AUTO	D149	56S17D2050	*			\$197	F1	7.2	10.47	19	
	1725	115	56	AUTO	H248	5KH36MN3106X	*			\$244	F1	9.3	10.32	19	
	1725	115	56	NONE	H286	5KH36MN3106	*			\$240	F1	9.3	10.32	19	
	1725	115	56Z	AUTO	B200	56S17D2049	*			\$197	F1	7.2	10.47	19,32,53	
	1725	115	56Z	AUTO	4758	5KH39QN9698T	*			\$250	F1	7.9	9.99	7,19,26	
	1725	115/230	48Y	AUTO	4709	5KH36MN5729X	*			\$205	F1	7.6/3.8	9.93	1,4,7,19	
	1725	115/230	56	AUTO	B100	56S17D2064	*			\$207	F1	7.2/3.6	10.47	19	
	1725	115/230	56Z	AUTO	4684	5KH36MN3127T	*			\$283	F1	8.9/4.5	10.69	9,26	
	1725	230	56	AUTO	4393	5KH39QN9544X	*			\$261	F1	4.5	10.32	19	
	1725	230	48Y	AUTO	D163	48S17D2088	*	4759	5KH39QN9697T	\$202	F1	3.6	10.09	19	
	1140	115/230	56	AUTO	H298	5KH48UN6054X	*			\$499	F1	9.0/4.5	12.76	19	
	3/4	1725	115	56	AUTO	4338	5KH39QN9541T	*	D164	56S17D2060	\$256	F1	11.4	10.72	18

Fan and Blower - Capacitor Start, Dripproof

Resilient Base (Single & Two-Speed)

HVAC



Features:

- Ball bearings
- Heavy gauge steel constructions
- Service Factor, as noted
- Capacitor start / capacitor run as noted
- Thermal protection, as noted
- 48Y and 48YZ Frame have 48/56 Frame mounting holes
- UL Recognized and CSA Certified

HP	RPM	VOLTS	FRAME	OVER LOAD	CAT. NO.	MODEL NO.	STOCK	FORMER CAT. NO.	FORMER MODEL NO.	LIST PRICE	MULT. SYMB.	F.L. AMPS	"C" DIM.	FOOT NOTES
1/4	1725	115/230	48	NONE	G1114	5KC35JN7J	*	G114	48C17D2036	\$162	F1	5.2/2.6	9.57	20
	1725	115/208-230	48YZ	AUTO	B313	48C17D2042	*			\$189	F1	5.2/2.8-2.6	9.95	CF20,31,52
	1725	115/208-230	48YZ	NONE	B312	48C17D2041	*			\$180	F1	6.2/2.8-3.1	9.72	20,31,52
	1725	115/230	48	AUTO	G1115	5KC35JN7X	*	G115	48C17D2018	\$171	F1	5.2/2.6	9.57	20
1/3	1725	115/208-230	48YZ	NONE	B314	48C17D2043	*			\$213	F1	5.8/3.1-2.9	10.22	20,31,52
	1725	115/208-230	48YZ	AUTO	B315	48C17D2044	*			\$220	F1	5.8/3.1-2.9	10.22	20,31,52
	1725	115/208-230	56	AUTO	C216	5KC36LN1X	*	B210	56C17D2100	\$225	F1	6.0/3.2-3.0	10.32	20,50
	1725	115/230	48YZ	AUTO	D119	48C17D2055	*			\$203	F1	5.8/2.9	10.22	20,31,52
1/2	1725	115/230	56	AUTO	G135	56C17D2088	*			\$207	F1	6.4/3.2	10.22	20
	3450	115/208-230	48	AUTO	D1110	5KC39QN3220X	*	D110	48C34D2022	\$164	F1	8.2/3.9-4.1	11	19
	1725/1140	115	56	AUTO	C419	5KC49PN3027X	*			\$467	F1	8.2/3.9	11.38	19
	1725	115/208-230	56	NONE	B1316	5KC49GN0001	*	B316	56C17D2071	\$242	F1	8.8/4.2-4.4	10.38	19
	1725	115/208-230	56	AUTO	C1153	5KC49GN0022X	*			\$274	F1	8.6/4.1-4.3	10.38	d,19
	1725	115/208-230	56	AUTO	B317	56C17D2072	*			\$280	F1	8.0/4.1-4.0	10.32	CF,19,31
	1725	115/208-230	56Y	AUTO	B353	56B17D67	*			\$298	F1	6.2/3-3.1	12.92	1,19,55
	1725	115/230	56	AUTO	D111	56C17D2079	*			\$246	F1	7.2/3.6	10.72	19
3/4	1725	115/230	56	AUTO	G151	56C17D2025	*			\$246	F1	8.6/4.3	11.72	19
	1725	277	56	NONE	B608	56C17D2113	*			\$275	F1	3.6	11.72	19
	3450	115/208-230	56	AUTO	C1155	5KC38NN410X	*	D117	56C34D2095	\$213	F1	10.0/4.9-5.0	11.32	19
	3450	115/208-230	48	AUTO	C1154	5KC38NN413X	*			\$301	F1	9.8/5.0-4.9	11	19
	1725/1140	115	56	AUTO	B332	56B17D5701	*			\$440	F1	8.9/6.1	12.85	1,19,31
	1725/1140	115	56	NONE	C420	5KCR49PN3011	*	B331	56B17D5700	\$433	F1	9.0/6.4	11.48	ES,1,19
	1725/1140	208-230	56	NONE	C486	5KCR49PN3012X	*	B350	56B17D5706	\$442	F1	14.3-4.4/3.1-3.2	11.48	ES,1,19
	1725/1140	115	56	AUTO	C474	5KCR49PN3011X	*			\$510	F1	9.0/6.4	11.48	ES,1,19
	1725	115/208-230	56	AUTO	C1156	5KC46LN0149X	*			\$330	F1	13.3/6.5-6.6	10.78	19
	1725	115/208-230	56	AUTO	B319	56C17D2074	*			\$340	F1	10.0/5.2-5.0	10.72	CF,19,31
	1725	115/208-230	56	NONE	CG230	5KC46LN0158	*			\$305	F1	13.2/6.2-6.6	10.78	19
	1725	115/208-230	56	NONE	B318	56C17D2073	*			\$315	F1	10.0/5.2-5.0	10.72	CF,19,31
	1725	115/208-230	56	NONE	G156	56B17D2012	*			\$303	F1	11.0/5.5-5.5	11.47	1,19
	1725	115/208-230	56Z	AUTO	4686	5KC46LN0269X	*			\$358	F1	13.3/6.5-6.6	11.15	10,19
1725	115/230	56	AUTO	D1113	5KC46LN0158X	*	D113	56C17D2080	\$304	F1	13.2/6.6	10.78	19	
1725	277	56	NONE	B609	56B17D2013	*			\$335	F1	4.3	11.47	1,19,31	
1	3450	115/208-230	56	AUTO	C1157	5KC39RN383X	*	K136	56C34D5314	\$266	F1	13.4/6.7-6.6	11.85	19
	3450	115/208-230	56	AUTO	D118	56C34D2106	*			\$249	F1	12.0/6.2-6.0	12.22	18
	1725/1140	115	56	AUTO	B335	56B17D5703	*			\$548	F1	11.5/7.0	12.85	1,18,31
	1725/1140	115	56	NONE	C475	5KCR49SN3009	*	B334	56B17D5702	\$541	F1	10.8/7.4	12.01	ES,1,18
	1725/1140	115	56	AUTO	C1478	5KCR49SN3009X	*			\$562	F1	10.8/7.4	12.01	ES,1,18
	1725/1140	208-230	56	NONE	C476	5KCR49SN3010	*			\$562	F1	15.3-5.4/3.6-3.7	12.01	ES,1,18
	1725/1140	208-230/190-380	56H	AUTO	C1479	5KCR48TN3084X	*			\$573	F1	15.3-5.4/3.6-3.7	12.54	ES,1,17
	1725	115/208-230	56	AUTO	C1158	5KC49PN0164X	*	D114	56C17D5345	\$345	F1	14.7/7.2-7.4	11.38	18
	1725	115/208-230	56Z	AUTO	4688	5KC49NN0061T	*	B311	56C17D5322	\$348	F1	14.4/7.2-7.4	11.75	10,18
	1725	115/208-230	56H	NONE	C235	5KC49PN0155	*	B310	56C17D5321	\$322	F1	13.6/6.7-6.8	11.38	18
1725	277	56	NONE	B337	56C17D5348	*			\$359	F1	5.6	11.85	19,32	
1 1/2	3450	115/208-230	56H	AUTO	C1159	5KC49RN2152T	*			\$346	F1	19.6/9.8-9.8	12.01	d,18
	3450	115/208-230	56	AUTO	D115	56B34D2027	*			\$346	F1	13.4/7.4-6.7	11.72	1,18
	1725	115/208-230	145T	NONE	I146	145TCDR5331	*			\$392	S1	18.0/9.3-9.0	13.22	18,32
	1725	115/208-230	56H	NONE	B336	56C17D5347	*			\$386	F1	18.0/9.3-9.0	12.85	5,18,32
	1725	115/208-230	56H	AUTO	C1160	5KCR49SN0150X	*	B330	56C17D5316	\$401	F1	16.4/8.4-8.2	11.91	ES,1,18
	1725	277	56H	NONE	B338	56C17D5349	*			\$416	F1	7.5	12.85	5,18,32
2	3450	115/208-230	56H	AUTO	C1161	5KCR49RN2148T	*	D116	56B34D5340	\$422	F1	19.6/10.4-9.8	11.91	ES,1,110
	3450	115/208-230	56H	AUTO	K152	56B34D5320	*			\$421	F1	19.2/10.5-9.6	11.85	d,1,5,18
	1725	115/208-230	56H	AUTO	C1162	5KCR49WN0291T	*	B352	56B17D5331	\$512	F1	122.0/10.9-11.0	13.96	ES,1,18
	1725	115/208-230	145T	NONE	I147	145TBDR5345	*			\$412	S1	21/11.3-10.5	14.22	1,18

Fan and Blower, Split Phase and Capacitor Start

Totally Enclosed, Resilient Base (Single & Two-Speed)



Features:

- Thermal protection, as noted
- 1.0 Service Factor (except as noted)
- Heavy gauge steel constructions
- Split phase (except as noted)
- Ball bearings
- UL Recognized and CSA Certified

HP	RPM	VOLTS	FRAME	OVER LOAD	CAT. NO.	MODEL NO.	STOCK	FORMER CAT. NO.	FORMER MODEL NO.	LIST PRICE	MULT. SYMB.	F.L. AMPS	"C" DIM.	FOOT NOTES
1/6	1725	115	48	NONE	HG178	5KH32EN79	*			\$225	F1	4.0	9.92	
	1725	115	48	AUTO	H291	5KH32EN72X	*			\$237	F1	4.0	9.92	
	1140	115	48	NONE	H233	5KH36PN109	*			\$312	F1	4.0	10.98	
1/4	1725	115	48	AUTO	H234	5KH39QN9105X	*	B501	48S17T2002	\$165	F1	5.1	9.92	
	1725	115	48	NONE	B1502	5KH39QN9105	*	B502	48S17T2003	\$158	F1	5.1	9.92	
	1725	115/230	48	NONE	C247	5KC32GN13	*			\$279	F1	5.4/2.7	9.92	2
	1725/1140	115	48	NONE	HG189	5KH36PN108	*			\$312	F1	4.2/2.7	10.98	
	1140	115/230	56	NONE	HG182	5KH49MN6060	*			\$359	F1	5.6/2.8	11.54	
1/3	1725	115	56	NONE	B1504	5KH35MN56	*	B504	56S17F5302	\$195	F1	5.9	10.93	
	1725	115	56	AUTO	H236	5KH35MN56X	*	B500	56S17F5305	\$202	F1	5.9	10.93	
	1725/1140	115	56	NONE	H190	5KH49MN3035	*			\$387	F1	5.7/3.2	11.54	
	1140	115	56	NONE	HG186	5KH46PN6059	*			\$413	F1	7.0	11.94	
1/2	1725	115	56	AUTO	B506	56S17F5303	*			\$277	F1	8.4	12.30	
	1725	115	56	NONE	B1507	5KH42GN0336	*	B507	56S17F5304	\$234	F1	8.0	11.11	19
	1725	115/230	56	AUTO	C289	5KC42GN0309X	*			\$377	F1	8.6/4.3	11.11	2,18
	1725/1140	115	56	NONE	HG191	5KH46PN3033	*			\$431	F1	8.0/4.2	11.94	
	1725/1140	230	56	NONE	H293	5KH46PN3034	*			\$442	F1	3.8/1.9	11.94	
	1140	115	56	NONE	HG188	5KH49UN6064	*			\$526	F1	9.0	13.07	
3/4	1725	115/230	56	AUTO	C806	5KC49PN0281X	*			\$438	F1	11.0/5.5	12.54	2,17
1	1725	115/230	56	AUTO	C292	5KC49TN0285X	*			\$484	F1	13.2/6.6	13.07	2

Fan & Blower - Three Phase

TEAO, Resilient Base

Applications: Designed for applications like commercial fans and blowers, direct and belt drive air handlers and exhaust fans.

Features:

- Ball bearings
- 1.0 Service Factor
- .62" extended thru-bolts
- UL Recognized and CSA Certified

HP	RPM	VOLTS	FRAME	CAT. NO.	MODEL NO.	STOCK	LIST PRICE	MULT. SYMB.	F.L. AMPS	"C" DIM.	FOOT NOTES
1/4	1800	230/460	48	K281	5K32GN48	*	\$262	F1	1.4/0.7	8.94	
	1200	230/460	56	K282	5K35MN294	*	\$377	F1	1.4/0.7	9.89	
1/3	1800	230/460	48	K283	5K33KN52	*	\$294	F1	1.5/0.8	9.19	
1/2	1800	208-230/460	56	K284	5K42HN4128	*	\$330	F1	2.3-2.2/1.1	10.05	
	1200	208-230/460	56	K285	5K49MN6080	*	\$442	F1	2.6-2.6/1.3	10.48	
	1200	208-230/460	56	K541	5K49MN6081	*	\$478	F1	2.6-2.6/1.3	11.54	
3/4	1800	208-230/460	56	K286	5K49KN4142	*	\$356	F1	3.3-3.0/1.5	10.48	
1	1800	208-230/460	56	K525	5K49MN4114	*	\$374	F1	3.6-3.8/1.9	10.48	

Fan & Blower - Three Phase, Dripproof

Resilient Base (Single and Two-Speed)



Features:



- Single and two-speed models, as noted
- Variable torque on two speed ratings
- Ball bearings
- Heavy gauge steel constructions
- Thermal protection, as noted
- Service Factor, as noted
- Nameplated 60/50 Hz at next lower horsepower (except as noted)
- **Patented VCD™**, Voltage Change Device where footnoted "VC"
- UL Recognized and CSA Certified

HP	RPM	VOLTS	FRAME	OVER LOAD	CAT. NO.	MODEL NO.	STOCK	FORMER CAT. NO.	FORMER MODEL NO.	LIST PRICE	MULT. SYMB.	F.L. AMPS	"C" DIM.	FOOT NOTES
1/4	1800	230/460	48Z	NONE	K275	5K33GN45	*			\$248	F1	1.4/0.7	9.57	20
1/3	1800/1200	460	56	NONE	G161	56T17D5701	*			\$327	F1	0.6/0.4	12.35	20
	1800	208-230/460	56	AUTO	G106	56T17D2104	*			\$260	F1	1.5-1.6/8	9.97	20
	1800	208-230/460	56	NONE	G162	56T17D2121	*			\$216	F1	1.5-1.6/8	9.97	20
	1800	575	56	NONE	G964	56T17D2117	*			\$216	F1	0.64	9.97	20,70
1/2	1800/1200	200-230	56	NONE	K544	5K42JN3051	*	G165	56T17D5702	\$355	F1	2.4-2.8/1.5-1.7	10.05	19
	1800/1200	460	56	NONE	K546	5K42JN3050	*	G166	56T17D5703	\$355	F1	1.1/0.6	10.05	19
	1800	208-230/460	56	AUTO	K1408	5K42HN4089X	*	G107	56T17D2097	\$288	F1	2.3-2.2/1.1	10.05	19
	1800	208-230/460	56	NONE	K381	5K42HN4089	*	G109	56T17D2096	\$244	F1	2.3-2.2/1.1	10.05	19
	1800	208-230/460	56	AUTO	G140	56T17D5345	*			\$301	F1	2.3-2.4/1.2	10.85	VC,19
	1800	575	56	NONE	G961	56T17D2118	*			\$243	F1	0.9	10.47	19,70
3/4	3600	208-230/460	56	AUTO	K1409	5K37MN252X	*	G167	56T34D5306	\$264	F1	2.6-2.6/1.3	10.72	19
	1800/1200	200-230	56	NONE	K279	5K49PN3053	*	G168	56T17D5704	\$422	F1	2.8-3.0/1.6-1.8	11.48	19
	1800/1200	460	56	NONE	K280	5K49PN3052	*	G169	56T17D5705	\$422	F1	1.3/0.7	11.48	19
	1800	208-230/460	56	AUTO	K1410	5K46KN4085X	*	G101	56T17D2099	\$315	F1	3.3-3.0/1.5	10.88	19
	1800	208-230/460	56	AUTO	G141	56T17D5346	*			\$329	F1	2.9-3.0/1.5	10.85	VC,19
	1800	208-230/460	56	NONE	K277	5K46KN4085	*	G966	56T17D2098	\$273	F1	3.3-3.0/1.5	10.88	19
	1800	575	56	NONE	G962	56T17D2119	*			\$272	F1	1.1	10.97	19,70
1	3600	208-230/460	56	AUTO	K1411	5K38PN258X	*	G180	56T34D5307	\$294	F1	3.3-3.2/1.6	11.32	19
	1800/1200	200-230	56	NONE	K518	5K49SN3054	*	G181	56T17D5706	\$437	F1	3.7-3.9/2.0-2.2	12.01	18
	1800/1200	460	56	NONE	K519	5K49SN3055	*	G182	56T17D5707	\$437	F1	1.8/1.1	12.01	18
	1800	208-230/460	56	AUTO	K1412	5K46MN4087X	*			\$335	F1	3.6-3.8/1.9	10.88	d,18
	1800	208-230/460	56	AUTO	G142	56T17D5347	*			\$335	F1	3.5-3.6/1.8	11.35	VC,18
	1800	208-230/460	56H	AUTO	G100	56T17D2101	*			\$322	F1	3.4-3.4/1.7	11.47	5,18
	1800	208-230/460	56	NONE	K278	5K46MN4087	*	G120	56T17D2100	\$280	F1	3.6-3.8/1.9	10.88	18
	1800	575	56H	NONE	G963	56T17D2120	*			\$279	F1	1.4	11.47	5,18,70
1 1/2	3600	208-230/460	56H	AUTO	K1413	5K49KN2150X	*	G183	56T34D5308	\$351	F1	5.0-4.8/2.4	12.01	18
	1800/1200	200-230	56H	NONE	K520	5K48UN3056	*	G184	56T17D5708	\$450	F1	5.0-5.3/2.8-3.1	12.76	18
	1800/1200	460	56H	NONE	K549	5K48UN3057	*	G185	56T17D5709	\$450	F1	2.3/1.4	12.76	18
	1800	208-230/460	56	NONE	G122	56T17D5329	*			\$310	F1	4.8-4.8/2.4	11.35	18
	1800	208-230/460	56H	AUTO	K1415	5K49PN4088X	*	G126	56T17D5330	\$352	F1	5.5-5.6/2.8	12.01	18
	1800	208-230/460	56	AUTO	G143	56T17D5348	*			\$366	F1	4.8-4.8/2.4	11.35	VC,18
	1800	208-230/460	145T	AUTO	K2030	5KE49TN8384T	*			\$380	E6	4.5-4.4/2.2	13.19	d,18,70
	1800	575	56H	AUTO	G965	56T17D5357	*			\$351	F1	1.9	11.35	18,70
2	3600	208-230/460	56H	AUTO	K1416	5K49NN2147X	*	G186	56T34D5309	\$405	F1	6.0-6.0/3.0	12.01	18
	1800	208-230/460	56H	AUTO	G144	56T17D5349	*			\$405	F1	6.2-6.2/3.1	12.35	VC,5,18
	1800	208-230/460	56H	NONE	G127	56T17D5332	*			\$339	F1	6.2-6.2/3.1	12.35	5,18
	1800	208-230/460	56H	AUTO	K1418	5K49UN4086X	*	G128	56T17D5333	\$383	F1	6.2-6.0/3.0	13.96	18
	1800	208-230/460	145T	AUTO	K2040	5KE49UN8370T	*			\$399	E6	6.4-6.0/3.0	13.19	d,18,70
	1800	575	56H	AUTO	G967	56T17D5385	*			\$382	F1	2.5	12.35	5,18,70
3	3600	208-230/460	56HZ	AUTO	B193	56T34D5357	*			\$454	F1	8.9-8.4/4.2	12.22	Z,5,18
	3600	208-230/460	145T	AUTO	K2037	5KE49UN8376T	*			\$443	E6	8.4-7.6/3.8	13.19	d,18,70
	1800	208-230/460	56HZ	AUTO	G145	56T17D5350	*			\$426	F1	9.2-8.6/4.3	14.22	Z,VC,5,18
	1800	208-230/460	56HZ	AUTO	K1497	5K49WN4335X	*			\$473	F1	10.2/4.8	15.31	11,18
5	3600	208-230/460	56HZ	AUTO	X251	56T34D5364	*			\$608	F1	13.5-12.4/6.2	13.49	Z,5,12,17,70
	3600	230/460	145T	AUTO	K2038	5KE49QN8375T	*			\$503	E6	12.4/6.2	14.19	d,17,70

Exhaust Ventilator, Single Phase

Dripproof, C-Face Footless, Single Speed



Features:

- Split phase (except as noted)
- Thermal protection, as noted
- Service Factor, as noted
- Motors with 56CZ frames have 2-1/4 x 5/8 shaft dimensions
- Ball Bearings

HP	RPM	VOLTS	FRAME	OVER LOAD	CAT. NO.	MODEL NO.	STOCK	FORMER CAT. NO.	FORMER MODEL NO.	LIST PRICE	MULT. SYMB.	F.L. AMPS	"C" DIM.	FOOT NOTES
1/12	1140	115	56CZ	NONE	H204	5KH32GN142	*			\$230	F1	2.4	9.62	112
	850	115	56CZ	NONE	H205	5KH37PN37	*			\$333	F1	3.2	11.08	112
	850	115	56CZ	AUTO	H278	5KH37PN37X	*			\$341	F1	3.2	11.08	112
1/8	1140	115	56CZ	AUTO	H287	5KH36KN112X	*			\$265	F1	3.8	10.68	112
	1140	115	56CZ	NONE	H206	5KH36KN112	*			\$252	F1	3.8	10.68	112
	850	115	56CZ	NONE	H207	5KH46MN3041	*			\$408	F1	4.6	11.15	112
1/6	1725	115	56CZ	NONE	H208	5KH32DN111	*	B308	56S17D2053	\$135	F1	4.2	9.62	20
	1140/850	115	56CZ	NONE	H222	5KH49PN3047	*			\$401	F1	4.2/2.9	11.70	20
	1140	115	56CZ	AUTO	H210	5KH37PN36X	*			\$294	F1	4.0	11.08	20
	1140	115	56CZ	NONE	H209	5KH37PN36	*	B380	48S11D53	\$206	F1	4.0	11.08	20
1/4	1725	115	56CZ	NONE	H212	5KH33FN77	*	B309	56S17D2054	\$143	F1	5.6	9.87	20
	1725	115	56CZ	AUTO	H213	5KH33FN77X	*			\$215	F1	5.6	9.87	20
	1725/1140	115	56CZ	NONE	H223	5KH37PN40	*			\$275	F1	4.2/2.7	11.08	20
	1140/850	115	56CZ	NONE	H224	5KH49SN3049	*			\$488	F1	5.8/3.6	11.91	20
	1140	115	56CZ	NONE	H214	5KH46MN6071	*	B381	56S11D2021	\$244	F1	5.6	11.15	20
	1140	115	56CZ	AUTO	H215	5KH46MN6071X	*			\$336	F1	5.6	11.15	20
	850	115	56CZ	AUTO	H288	5KH49SN3023X	*			\$574	F1	6.9	13.59	20
1/3	1725	115	56CZ	NONE	H217	5KH35JN121	*	B320	56S17D2055	\$162	F1	6.6	10.25	20
	1725	115	56CZ	AUTO	H218	5KH35JN121X	*			\$243	F1	6.6	10.25	20
	1725/1140	115	56CZ	NONE	H225	5KH46MN3040	*			\$342	F1	5.7/3.2	11.15	20
	1140	115	56CZ	NONE	H219	5KH49PN6069	*			\$402	F1	7.0	11.70	20
	850	115	56CZ	AUTO	H280	5KH49UN3024X	*			\$602	F1	9.2	13.59	20
1/2	1725	115	56CZ	NONE	H290	5KH36MN137	*	B321	56S17D2056	\$214	F1	7.2	11.31	19
	1725/1140	115	56CZ	AUTO	H282	5KH49PN3042X	*			\$413	F1	8.0/4.2	11.70	19
	1725/1140	115	56CZ	NONE	H226	5KH49PN3042	*			\$402	F1	8.0/4.2	11.70	19
	1140	115	56CZ	NONE	H221	5KH48UN6074	*			\$456	F1	9.0	12.66	19
	1140	115/208-230	56C	NONE	G278	56C11D5304	*			\$417	F1	10.6/5.1-5.3	11.94	2,19

Furnace Blower, Split Phase

Open, PDQ Mounting



Applications:

Designed for replacement of virtually any NEMA 48 and 56 frame belt drive furnace blower motors. PDQ models have 1 1/2" extended splined hub on opposite shaft end for quick and easy positioning of resilient ring to properly fit the pre-existing motor base.


Features:

- Ball bearings
- Reversible rotation connected for CCW rotation from factory
- NEMA service factors
- 4733, 4734 and 4735 have both 48 and 56 frame mounting holes and includes mounting base
- UL Recognized and CSA Certified

HP	RPM	VOLTS	FRAME	OVER LOAD	CAT. NO.	MODEL NO.	STOCK	LIST PRICE	MULT. SYMB.	F.L. AMPS	"C" DIM.	MIN/MAX BASE DIM'S	FOOT NOTES
1/4	1725	115	48Y	AUTO	4733	5KH39DNA533T	*	\$148	F1	5.1	9.78	6.62" & 7.91"	
	1725	115	48Y	AUTO	4730	5KH39QN9725T	*	\$136	F1	5.0	9.78	6.62" & 7.91"	30
1/3	1725	115	48Y	AUTO	4734	5KH32HNA532T	*	\$159	F1	6.6	10.03	6.87" & 8.16"	
	1725	115	48Y	AUTO	4731	5KH39QN9696X	*	\$146	F1	5.8	10.28	7.12" & 8.41"	30
	1725	230	48Y	AUTO	4738	5KH39QN9703T	*	\$238	F1	3.1	10.28	7.12" & 8.41"	30
1/2	1725	115	48Y	AUTO	4732	5KH39QN9702T	*	\$193	F1	7.9	10.66	7.50" & 8.79"	30
	1725	115	48Y	AUTO	4735	5KH33JNA534T	*	\$208	F1	7.9	10.28	6.62" & 7.91"	
	1725	230	48Y	AUTO	4739	5KH39QN9704T	*	\$300	F1	4.0	10.66	7.50" & 8.79"	30

Oil Burner, Split Phase and Capacitor Start

NEMA 48M and 48N Flange Mount




Applications: Direct replacement motors for residential and commercial oil burners and hot water pressure/steam cleaners.

- Features:**
- Quiet, economical sleeve bearings
 - 20" Long leads from a 1/2" NPT opening
 - Split phase and capacitor start designs
 - **Catalog numbers 4781, 4788, O010 and O011 have dripproof enclosures**
 - Semi- or totally enclosed steel frame (totally enclosed footnoted with N)
 - Two-bolt, NEMA N- or M-Flange direct mounting
 - 1.0 Service Factor

HP	RPM	VOLTS	FRAME	OVER LOAD	CAT. NO.	MODEL NO.	STOCK	LIST PRICE	MULT. SYMB.	F.L. AMPS	"C" DIM.	FOOT NOTES
1/8	3450	115	48N	MANUAL	4773	5KH39BN5016U	*	\$119	F1	2.4	7.6	d,3,4
	3450	115	48N	MANUAL	O005	48S34S2004	*	\$119	F1	2.4	7.09	3,61
	1725	115	48N	MANUAL	4782	5KH39BN5017U	*	\$104	F1	2.9	7.4	d,3,4
	1725	115	48N	MANUAL	O600	48S17T286	*	\$104	F1	2.8	7.7	CF,N,3
	1/7	3450	115	48M	MANUAL	4779	5KH39BN5010Y	*	\$120	F1	2.4	7.15
	3450	115	48M	MANUAL	O100	48S34S361	*	\$128	F1	2.8	7.7	CF,3,4
1/6	3450	115	48M	MANUAL	O102	48S34S2005	*	\$136	F1	3.0	7.25	3
	1725	115	48N	MANUAL	4784	5KH39CN5018U	*	\$112	F1	3.3	7.6	d,3,4
	1725	115	48N	MANUAL	O601	48S17T290	*	\$112	F1	2.7	7.59	CF,N,3
1/5	3450	115/230	48N	MANUAL	O012	48C34S24	*	\$158	F1	3.0/1.5	8.35	2,61
1/4	3450	115	48N	MANUAL	4785	5KH32EN5015U	*	\$150	F1	4.1	8.13	3,4
	3450	115	48N	MANUAL	O004	48S34S2003	*	\$158	F1	4.2	8.13	CF,3,4
	3450	115/230	48N	MANUAL	O013	48C34S2001	*	\$165	F1	4.4/2.2	8.6	2,4
	1725	115	48N	MANUAL	4786	5KH39DN5019U	*	\$135	F1	4.1	7.9	d,3,4
	1725	115	48N	MANUAL	O002	48S17S25	*	\$135	F1	4.2	7.59	3
1/3	3450	115/230	48N	MANUAL	4788	5KC37EN3900U	*	\$173	F1	6.0/3.0	10.13	d
	3450	115/208-230	48N	MANUAL	O010	48C34D2024	*	\$173	F1	5.6/2.7-2.8	10.34	2
	3450	115/230	48N	MANUAL	O014	48C34S20	*	\$173	F1	5.2/2.6	8.85	2,4
	3450	115	48N	MANUAL	4774	5KH33GN5014U	*	\$161	F1	4.9	8.38	3,4
	1725	115	48N	MANUAL	4787	5KH32GN5020U	*	\$156	F1	4.8	8.13	d,3,4
	1725	115	48N	MANUAL	O003	48S17S24	*	\$156	F1	5.0	8.34	3
1/2	3450	115/230	48N	MANUAL	4781	5KC37HN3898U	*	\$213	F1	8.2/4.1	10.13	
	3450	115/208-230	48N	MANUAL	O011	48C34D2028	*	\$213	F1	7.4/3.5-3.7	10.84	2

Oil Burner, PSC

NEMA 48M Flange Mount



Applications: Replacement motors for mini pumps in residential or light commercial furnaces.

- Features:**
- High efficiency design
 - Ultra quiet performance
 - 14" cord for easy connection
 - UL Recognized and CSA Certified

HP	RPM	VOLTS	FRAME	OVER LOAD	CAT. NO.	MODEL NO.	STOCK	LIST PRICE	MULT. SYMB.	F.L. AMPS	"C" DIM.	FOOT NOTES
1/7	3450	115	48M	AUTO	4777	5KCP100EZA001X	*	\$111	F1	1.7	6.61	
	3450	115	48M	AUTO	O701	48A34SU1001	*	\$111	F1	1.7	6.61	

Oil Burner, Split Phase and Capacitor Start

Dripproof, NEMA 56C, C-Face Footless



Features:

- Ball Bearings (except as noted)
- Split Phase and capacitor start designs
- NEMA 56C direct mounting
- Moderate starting torque
- Manual or automatic reset thermal protector
- NEMA Jet Pump Service Factors
- UL Recognized and CSA Certified

HP	RPM	VOLTS	FRAME	OVER LOAD	CAT. NO.	MODEL NO.	STOCK	FORMER CAT.NO.	FORMER MODEL NO.	LIST PRICE	MULT. SYMB.	F.L. AMPS	"C" DIM.	FOOT NOTES
1/4	3600	115	56C	MAN	O200	56S34D2000	*			\$129	F1	4.3	10.19	3,4,15,115
1/3	3600	115	56C	AUTO	O201	56S34D93	*			\$123	F1	5.6	10.44	3,4,15,2
	3600	115/230	56C	AUTO	J1025	5KC37FN71X	*	J025	56C34D2111	\$143	F1	6.4/3.2	10.71	2,115
	3600	115/208-230	56C	MAN	O211	56C34D2109	*			\$150	F1	5.6/2.7-2.8	10.44	2,115
	3600	115/208-230	56C	AUTO	O210	56C34D2114	*			\$143	F1	5.6/2.7-2.8	10.44	2,115
1/2	3600	115/208-230	56C	MAN	O213	56C34D2099	*			\$164	F1	7.4/3.5-3.7	10.69	2,114
	3600	115/208-230	56C	AUTO	O212	56C34D2098	*			\$157	F1	7.4/3.5-3.7	10.69	2,114
	3600	115/230	56C	AUTO	C330	5KC36JN268X	*	J009	56C34D2097	\$157	F1	7.6/3.8	10.31	2,114
3/4	3600	115/208-230	56C	MAN	O215	56C34D2112	*			\$191	F1	9.8/4.8-4.9	10.94	2,113
	3600	115/208-230	56C	AUTO	O214	56C34D2104	*			\$185	F1	9.8/4.8-4.9	10.94	2,113
	3600	115/230	56C	AUTO	C332	5KC39NN50X	*	J013	56C34D2103	\$185	F1	11.2/5.6	11.84	2,113
1	3600	115/230	56C	AUTO	C334	5KC39RN44X	*	J017	56C34D1173	\$207	F1	13.2/6.6	12.59	2,112
	3600	115/208-230	56C	MAN	O217	56C34D2105	*			\$214	F1	12.0/6.2-6.0	11.94	2,112
1 1/2	3600	115/208-230	56C	MAN	O231	56B34D2028	*			\$290	F1	13.4/7.4-6.7	11.97	1,111
	3600	115/208-230	56C	AUTO	C336	5KC49NN2140X	*	J019	56B34D2025	\$283	F1	18.4-9.8/9.2	11.38	1,111
2	3600	115/208-230	56C	AUTO	C338	5KC49TN2141X	*	J021	56B34D5325	\$351	F1	21.2-11.5/10.6	13.22	1,110
	3600	115/208-230	56C	MAN	O232	56B34D5337	*			\$359	F1	19.2/10.3-9.6	11.44	1,110
3	3600	115/230	56C	AUTO	C340	5KCR48TN2142T*	*	J023	56B34D5327	\$557	F1	29.4/14.7	12.66	1,18

Oil Burner, Three Phase

Dripproof, NEMA 56C, C-Face Footless




Features:

- Double sealed ball bearings
- NEMA Jet Pump Service Factors
- NEMA 56C direct mounting
- Ball Bearings
- UL Recognized and CSA Certified


HP	RPM	VOLTS	FRAME	OVER LOAD	CAT. NO.	MODEL NO.	STOCK	FORMER CAT.NO.	FORMER MODEL NO.	LIST PRICE	MULT. SYMB.	F.L. AMPS	"C" DIM.	FOOT NOTES
1/3	3600	208-230/460	56C	NONE	KG215	5K35FN55	*	P001	56T34D5310	\$166	F1	1.5-1.8/0.9	9.88	68,115
1/2	3600	208-230/460	56C	NONE	K216	5K36JN57	*	P002	56T34D5311	\$188	F1	2.0-2.0/1.0	10.31	68,114
3/4	3600	208-230/460	56C	NONE	K218	5K37MN37	*	P003	56T34D5312	\$226	F1	2.6-2.6/1.3	10.7	68,113
1	3600	208-230/460	56C	NONE	K220	5K38PN47	*	P004	56T34D5313	\$257	F1	3.3-3.2/1.6	11.3	68,112
1 1/2	3600	208-230/460	56C	NONE	K222	5K46KN2173	*	P005	56T34D5314	\$313	F1	5.0-4.8/2.4	10.73	68,111
2	3600	208-230/460	56C	NONE	K224	5K49NN2180	*	P006	56T34D5315	\$367	F1	6.0-6.0/3.0	11.33	68,110
3	3600	208-230/460	56C	NONE	K226	5K48TN2182	*	P007	56T34D5316	\$412	F1	8.9-8.2/4.1	12.61	68,18

Refrigeration Fan, PSC, Open Air Over


Resilient Ring & Thru-Bolt Mount




Cat.# X230



Cat.# X268



Cat.# X269



Cat.# X270


Features:

- Open end bracket
- Ball Bearings
- Automatic reset thermal protector
- BX connector included in frame (except on Catalog # X262)
- Catalog # X263 and X264 have 12" cord and molded plug
- UL Recognized and CSA Certified
- **Capacitor included (except on Catalog # X262 and X426)**

HP	RPM	VOLTS	FRAME	CAT. NO.	MODEL NO.	STOCK	LIST PRICE	MULT. SYMB.	F.L. AMPS	FRAME LENGTH	SHAFT DIM.	FOOT NOTES
1/6	1625	208-230	48Y	X269	48A17O147	*	\$187	F1	1.2	5.00	1/2 x 1 1/2	15
1/4	1625	208-230	48Y	X270	48A17O149	*	\$201	F1	1.9	5.69	1/2 x 2 1/2	16
	1075	208-230	48Y	X263	48A11O11041		\$161	F1	2.0	4.25	1/2 X 3 3/4	16
	1075	208-230	48Y	X262	48A11D245	*	\$169	F1	1.8	7.25	1/2 x 1 5/8	67,69,82
	1075	460	48Y	X264	48A11O11040		\$164	F1	0.8	4.50	1/2 X 3 3/4	16
1/3	1625	208-230	48YZ	X230	48A17O136	*	\$168	F1	1.8	5.69	1/2 x 3 1/2	15
	1075	208-230	48YZ	X268	48A11O1239	*	\$206	F1	3.0	5.69	1/2 x 2 1/2	15
3/4	1075	460	48YZ	X426	48A11O1375	*	\$251	F1	2.2	6.38	5/8 X 4 1/2 w/key	67,69

Refrigeration Fan Motors, Three Phase

Open Air Over, Shaft Up & Horizontal Rigid Base Mount

Cat.# X529, X528
X523, X531, X521

Cat.# X507

Applications: Replacement motor for refrigeration equipment.

Features:

- **70°C ambient**
- Enclosed shaft end bracket, vented frame
- Continuous duty
- Automatic reset thermal protector
- Shaft slinger
- Threaded lead exit
- Nameplated 60/50 hertz
190/380 volts, at next lower HP
- Double sealed ball bearings
- Flat and keyway on shaft
- Patented VCD, Voltage Change Device
- Ball Bearings
- UL Recognized and CSA Certified



HP	RPM	VOLTS	FRAME	CAT. NO.	MODEL NO.	STOCK	LIST PRICE	MULT. SYMB.	F.L. AMPS	FRAME LENGTH	SHAFT DIM.	FOOT NOTES
1/2	850	208-230/460	56HZ	X529	56T8O5531	*	\$509	F1	2.9-3.0/1.5	9.62	5/8 x 5	VC,5
1	850	208-230/460	56HZ	X528	56T8O5306	*	\$571	F1	5.1-5.3/2.65	10.62	5/8 x 5	VC,5
	850	208-230/460	56Y	K1482	5K48WN3013S	*	\$524	F1	5.1-5.2/2.6	10.77	5/8 X 6	d
	850	208-230/460	56Y	X507	56T8O5302	*	\$555	F1	5.3-5.3/2.6	12.00	5/8 x 5	VC
	850	575	56Y	K1511	5K48WN3181S	*	\$524	F1	2.0	10.77	5/8 X 6	d
1 1/2	1140	208-230/460	56HZ	K1486	5K48TN6119S	*	\$440	F1	5.1-5.0/2.5	10.77	5/8 X 6	d,5
	1140	208-230/460	56HZ	X523	56T11O5306	*	\$466	F1	5.45-5.4/2.7	11.00	5/8 x 5	VC,5
	850	208-230/460	56HZ	X531	56T8O15504	*	\$621	F1	7.0-7.0/3.5	11.50	5/8 x 5	VC,5
2	1140	208-230/460	56HZ	X525	56T11O5310	*	\$505	F1	7.2-6.8/3.4	12.00	5/8 x 5	VC,5

Transformer Cooling Fan Replacement

TEAO, Single Speed, Rigid Base



Features:

- External cooling air required
- Reversible rotation
- Ball Bearings
- Optional extended clamp screws
- Z shaft is .50 x 2.25" with 1.91" Flat

Single Phase


HP	RPM	VOLTS	FRAME	CAT. NO.	MODEL NO.	STOCK	LIST PRICE	MULT. SYMB.	F.L. AMPS	"C" DIM.	FOOT NOTES
1/20	1625	115/200-230	48Z	PG240	5KCP35CNA490S	*	\$304	F1	1.5/07-0.8	10.32	9,25,50,94,113
1/3	1075	115/200-230	56Z	P241	5KCP36RNA491S	*	\$384	F1	4.4/2.1-2.2	10.75	9,25,50,94,113

Three Phase

HP	RPM	VOLTS	FRAME	CAT. NO.	MODEL NO.	STOCK	LIST PRICE	MULT. SYMB.	F.L. AMPS	"C" DIM.	FOOT NOTES
1/3	1200	200-230/460	56	K1487	5K49MN6126T	*	\$539	F1	2.1-2.0/1.0	10.38	68,113

Unit Heater Fan, PSC, TEAO

Resilient Base



Applications:

Replacement motors for unit heaters. Air over motors need to be mounted within the airstream for proper cooling.

Features:

- Totally enclosed
- Direct drive, air over
- Ball Bearings
- Horizontal or vertical mount
- Weather resistant reversing plug
- BX connector mounted in frame
- 1" Extended thru-bolts
- 48Y Frame has non-standard BA dimension
- Automatic reset thermal protection
- UL Recognized and CSA Certified
- **Capacitor included**

HP	RPM	VOLTS	FRAME	CAT. NO.	MODEL NO.	STOCK	LIST PRICE	MULT. SYMB.	F.L. AMPS	FRAME LENGTH	SHAFT DIM.	FOOT NOTES
1/6	1625	115	48Y	X305	48A17T2001	*	\$153	F1	2.0	4 3/4	1/2 x 2 3/4	
	1625	115	48Y	X301	48A17T72	*	\$136	F1	2.0	5 1/4	1/2 x 2 3/4	
	1075	115	48Y	X306	48A11T2005	*	\$158	F1	3.0	4 3/4	1/2 x 2 3/4	d
	1075	115	48Y	X302	48A11T199	*	\$158	F1	3.0	4 3/4	1/2 x 2 3/4	
1/4	1075	115	48Y	X307	48A11T2006	*	\$166	F1	4.1	4 3/4	1/2 x 2 3/4	d
	1075	115	48Y	X303	48A11T198	*	\$166	F1	4.1	4 3/4	1/2 x 2 3/4	
1/3	1075	115	48Y	X304	48A11T201	*	\$183	F1	6.5	21	1/2 x 2 3/4	
	1075	115	48Y	X308	48A11T2007	*	\$183	F1	6.5	20	1/2 x 2 3/4	d

Circulator Pump, Split Phase

Dripproof, Resilient Ring



Applications:

Direct replacements for Taco hot water circulators.

Features:

- Quiet sleeve bearing construction
- 48Z frame with 1/2" diameter shaft, 1" long without flat
- 1.40 Service Factor (except as noted)
- Fixed CCW rotation, viewed opposite shaft end
- 4722 replaces Taco No. 110-388, Marathon No. 48S17D1027, 48S17D2102
- 4404 replaces GE No. 5KH32EG129GA, Marathon No. 48S17D1084
- UL Recognized and CSA Certified

HP	RPM	VOLTS	FRAME	CAT. NO.	MODEL NO.	STOCK	FORMER CAT.NO.	FORMER MODEL NO.	LIST PRICE	MULT. SYMB.	F.L. AMPS	"C" DIM.	FOOT NOTES
1/12	1800	115	48Y	4722	5KH39QN5558T	*	X700	48S17D2102	\$108	F1	2.1	7.29	4
1/8	1800	115	48Y	4404	5KH39QN5550X	*	X701	48S17D1084	\$117	F1	2.6	8.93	4
1/4	1800	115	48Y	HG716	5KH36DNA780X	*			\$258	F1	5.7	9.01	4,17
1/3	1800	115	48Y	HG717	5KH37GNA782X	*			\$275	F1	6.2	9.41	4,17

ME-CAN-DO Multi-Horsepower Motors

The new Marathon Electric "Me-Can-Do" line of motors is a Multi-horsepower motor that replaces many different ratings.

Here are some of the advantages of the ME-Can-Do motor:

1. Saves money! Eliminates unnecessary inventory on shelves or in repair trucks.
2. Saves time! No more long drives for replacement motors. No more late hour or emergency shop openings.
3. This motor "Can Do" the job the first time! Offers multiple options in just one motor, no need for temporary substitutions.

Here are some of the motors that the ME-Can-Do motors replaces today:

Condenser Fan Motors

Marathon	Emerson	A.O. Smith
X072	5462	FSE6000
X076	5465	FE6002

Direct Drive Fan and Blower Motors

Marathon	Emerson	A.O. Smith
X033	5460	FDL6001
X073	5461	FD6000
X074	5470	FDL6002
X075	5471	FD6001

ME-CAN-DO Multi-Horsepower Condenser Fan, PSC, TEAO, Thru-Bolt



Applications: Direct drive fans for shaft up or horizontal mount. These motors need to be mounted within the airflow of the fan for proper cooling.


Features:

- Ball Bearings
- 60°C ambient
- Automatic reset thermal protector
- Weather resistant reversing plug
- Reversible by reconnection
- 36" long leads
- Extended thru-bolts, 8-32 1/2" on drive end, 3/4" on non-drive end
- Shaft slinger
- Four Locating screws on frame, 90° apart
- 1/2" x 5" long shaft with two flats 4.50" 90° apart
- UL Recognized and CSA Certified
- **Capacitor not included, see Accessories section**

HP	RPM	VOLTS	FRAME	CAPACITOR (MFD)	SPEED RANGE	CAT. NO.	MODEL NO.	STOCK	LIST PRICE	MULT. SYMB.	F.L. AMPS	FRAME LENGTH
1/3		230		5.0	HI						2.3	
1/3		208		7.5	HI						2.3	
1/4		230		5.0	HI						2.0	
1/4	1075/2	208	48Y	7.5	HI	X072	48A11T646	*	\$178	F1	2.0	5 1/2
1/5		230		5.0	LO						1.4	
1/5		208		7.5	LO						1.4	
1/6		230		5.0	LO						1.2	
1/6		208		7.5	LO						1.2	
1/2		230		10.0	HI						2.5	
1/2		208		12.5	HI						2.6	
1/3		230		10.0	HI						2.1	
1/3	1075/2	208	48Y	12.5	HI	X076	48A11T11006	*	\$191	F1	2.0	5 1/2
1/4		230		10.0	LO						1.4	
1/4		208		12.5	LO						1.4	
1/5		230		10.0	LO						1.2	
1/5		208		12.5	LO						1.2	

ME-CAN-DO Multi-Horsepower Fan & Blower - Direct Drive, PSC, Open Air Over

Resilient Ring, Thru-Bolt




Applications: Residential and commercial furnaces, air conditioners, exhaust fans, and other air handling equipment installed in clean and dry environments.

- Features:**
- Open end brackets
 - 2 1/4" Resilient rings
 - 1/2" x 5" long shaft with two flats 4.50" 90° apart
 - Automatic reset thermal protector
 - Weather resistant reversing plug
 - Reversible by reconnection
 - 36" long leads
 - Extended thru-bolts, 8-32 1/2" on shaft end and 3/4" on lead end
 - UL Recognized and CSA Certified
 - **Capacitor not included, see Accessories section**
 - Ball Bearings

HP	RPM	VOLTS	FRAME	CAPACITOR (MFD)	SPEED RANGE	CAT. NO.	MODEL NO.	STOCK	LIST PRICE	MULT. SYMB.	F.L. AMPS	FRAME LENGTH
1/2				10.0	ALL						6.1	
1/3				5.0	ALL						5.2	
1/3				7.5	ALL						4.7	
1/4				5.0	MED-HI						3.6	
1/4	1075/4	115	48Y	7.5	MED-LO, LO	X077	48A11011066	★	\$135	F1	3.2	5
1/5				5.0	MED-LO						2.8	
1/5				7.5	LO						2.5	
1/6				5.0	LO						2.4	
1/6				7.5	LO						2.0	
1/2				10.0	ALL						2.7	
1/3				5.0	ALL						2.3	
1/3				7.5	ALL						2.1	
1/4				5.0	MED-HI						1.6	
1/4	1075/4	208-230	48Y	7.5	MED-LO, LO	X073	48A11011064	★	\$139	F1	1.4	4 3/4
1/5				5.0	MED-LO						1.3	
1/5				7.5	LO						1.1	
1/6				5.0	LO						1.1	
1/6				7.5	LO						0.9	
3/4				20.0	ALL						7.8	
1/2				10.0	ALL						7.1	
1/3	1075/4	115	48Y	10.0	MED-HI, MED-LO, LO	X074	48A11011042	★	\$161	F1	4.9	6
1/4				10.0	MED-LO, LO						3.7	
1/5				10.0	LO						2.9	
3/4				20.0	HI						3.8	
1/2				20.0	MED-HI						2.7	
1/2				10.0	HI						3.7	
1/3	1075/4	208-230	48Y	20.0	MED-LO	X075	48A11011063	★	\$172	F1	1.9	6
1/3				10.0	MED-HI						2.8	
1/4				20.0	LO						1.4	
1/4				10.0	MED-LO						2.6	
1/5				10.0	LO						1.6	

OEM: Admiral-Emerson

PSC, Open Air Over




Features:

- Replaces Fasco No. D853
- 3 lug mounting
- Ball bearings
- **Capacitor not included, see Accessories section**

HP	RPM	VOLTS	FRAME	CAT. NO.	MODEL NO.	STOCK	LIST PRICE	MULT. SYMB.	F.L. AMPS	FRAME LENGTH	SHAFT DIM.	FOOT NOTES
1/3	1300/3	230	48Y	X204	48A17O126	*	\$162	F1	2.5	4 3/8	2 1/8 x 1/2 x 4 7/8	16

OEM: Amana / Rheem / Luxaire / Rooftop Package Unit

PSC, Open Air Over, Resilient Ring



Features:


- Replaces Fasco No. D831.
- Sleeve bearing
- **Capacitor not included, see Accessories section**

HP	RPM	VOLTS	FRAME	CAT. NO.	MODEL NO.	STOCK	LIST PRICE	MULT. SYMB.	F.L. AMPS	FRAME LENGTH	SHAFT DIM.
1/2	1075/2	208-230	48Y	X231	48A11O1179		\$160	F1	4.0	7	6 3/8 x 1/2 x 6 1/2

OEM: Carrier

PSC, Open Air Over

Features:



- Ball Bearings
- **Multi-speed capability, as noted**
- Resilient ring/belly band mount
- X236 Replaces Carrier Nos. HC41SE117, P251-2306 & -2307
- X237 Replaces Carrier Nos. HC41SE651, HC39SE651, P251-5306, & P251-5408
- X203 Replaces Carrier No. HC44AL230, Fasco No. D804, & Magnetek No. 655
- X241 Replaces Carrier Nos. HC45SE651 & P251-5701
- X242 Replaces Carrier Nos. HC52AL230, 231, & 232 HC52SE208, P251-5101 & -5102
- **Capacitor not included, see Accessories section**

HP	RPM	VOLTS	FRAME	CAT. NO.	MODEL NO.	STOCK	LIST PRICE	MULT. SYMB.	F.L. AMPS	FRAME LENGTH	SHAFT DIM.	FOOT NOTES
1/3	1075/4	115	48Y	X236	48A11O699	*	\$161	F1	6.4	4 3/4	1/2x6	
	1075/4	208-230	48Y	X237	48A11O694		\$164	F1	4.8	5 1/4	1/2x6	
1/2	1075	208-230	48Y	X203	48A11O1062	*	\$201	F1	5.3	6 1/2	1/2 x 5 1/2	16
3/4	1075/4	208-230	48Y	X241	48A11O697	*	\$207	F1	5.4	5 1/2	1/2x6	
1	1000/3	208-230	48YZ	X242	48A11O756	*	\$351	F1	6.2	7 1/4	5/8x4	51,68


Replacements listed may not be an exact duplicate of the original motor

OEM: Carrier

PSC, Open Air Over

Features:


- Single and multi-speed models, as noted
- 3 lug mounting
- X223 Replaces Carrier No. HC37VE230 & Fasco No. D842
- X273 Replaces Carrier No. HC37ME268, Fasco No. D844, A.O. Smith No. OCA1024, & Magnetek No. 624
- X210 Replaces Carrier Nos. HC37MZ220, HC39VE608, HC39ML706, HC37ME720, HC37ML702
- X210 Replaces Emerson No. 3303, Fasco No. D843, Magnetek No. 514, & A.O. Smith No. OCB1026
- X222 Replaces Carrier Nos. HC41VE700 & 701, Emerson No. 3225, Magnetek No. 536, & A.O. Smith No. OCB1036
- X294 Replaces Carrier No. HC43CE230
- X405 Replaces A.O. Smith No. OCA1056
- Ball bearings (except as noted)
- **Capacitor not included, see Accessories section**



HP	RPM	VOLTS	FRAME	CAT. NO.	MODEL NO.	STOCK	LIST PRICE	MULT. SYMB.	F.L. AMPS	FRAME LENGTH	SHAFT DIM.	FOOT NOTES
1/5	1075/1	230	48Y	X223	48A11O2050	★	\$136	F1	1.3	3 3/4	1/2 x 2 3/4	d,16
1/4	1625/1	230	48Y	X273	48A17O161		\$127	F1	1.5	4 1/4	1/2 x 1 5/8	16
	1075/2	208-230	48Y	X210	48A11O1068	★	\$136	F1	2.2	4 1/8	1/2 x 4 1/4	
1/3	1075/2	230	48Y	X222	48A11O1109	★	\$169	F1	2.6	4 3/4	1/2 x 3	
1/2	1075/1	208-230/460	48Y	X405	48A11O1744	★	\$220	F1	3.6/1.8	6 7/8	1/2 x 4	21

OEM: Carrier

Three Phase, Open Air Over



Features:

- Ball Bearings
- X235 is **70°C ambient**
- Ball Bearings
- X235 replaces Carrier No. HD52VE214 & Marathon No. 56T11D33
- X251 replaces Carrier No. HD60AZ660 & Marathon No. 56T34D903

HP	RPM	VOLTS	FRAME	CAT. NO.	MODEL NO.	STOCK	LIST PRICE	MULT. SYMB.	F.L. AMPS	FRAME LENGTH	SHAFT DIM.	FOOT NOTES
1	1140	200-230/460	56Y	X235	56T11D5209	★	\$436	F1	6.6-6.0/3.0	10 1/2	5/8 x 2 7/8	
5	3600	208-230/460	56HZ	X251	56T34D5364	★	\$608	F1	13.5-12.4/6.2	13.49	7/8 x 2 1/4	Z,5

Replacements listed may not be an exact duplicate of the original motor

OEM: Cornelius

Split Phase, Open Air Over




Features:

- Resilient ring mounting
- Replaces "Beater" Motor for the Cornelius "Slurpee" machine
- Sleeve bearings

HP	RPM	VOLTS	FRAME	CAT. NO.	MODEL NO.	STOCK	LIST PRICE	MULT. SYMB.	F.L. AMPS	FRAME LENGTH	SHAFT DIM.	FOOT NOTES
1/6	1140	230	48Y	X290	48S11D58	★	\$144	F1	1.9	6 7/8	1/2 x 1 1/2	16

OEM: Evans/Armstrong/LSI Home

PSC, Open Air Over



Features:

- Resilient ring thru-bolt mounting
- Replaces Fasco No. D825 & GE No. 5KCP35G644S
- Ball bearings
- Capacitor not included, see Accessories section

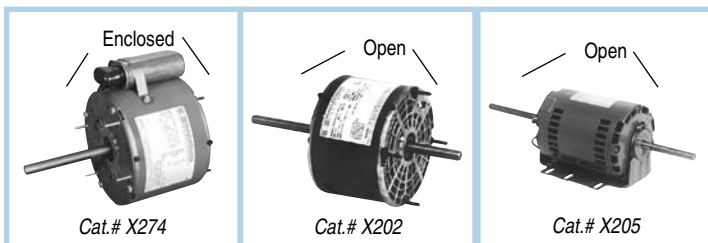
HP	RPM	VOLTS	FRAME	CAT. NO.	MODEL NO.	STOCK	LIST PRICE	MULT. SYMB.	F.L. AMPS	FRAME LENGTH	SHAFT DIM.
1	1625/2	208-230	48Y	X211	48A17O125	★	\$231	F1	6.2	6 1/4	1/2 x 2 1/2

OEM: Fedders

PSC, Open Air Over

Features:

- Ball bearings (except as noted)
- Replaces X274 Fedders No. S196-179-1, Fasco No. D882, & A.O. Smith No. OFE6512, thru-bolt mount
- Replaces X202 Fedders No. S196-58-2, Fasco No. D881, thru-bolt mount
- Replaces X205 Fedders No. K65TXMR1109, Emerson No. K2328, & Magnetek No. C024, resilient base
- Capacitor not included on X202 and X205, see Accessories section




HP	RPM	VOLTS	FRAME	CAT. NO.	MODEL NO.	STOCK	LIST PRICE	MULT. SYMB.	F.L. AMPS	FRAME LENGTH	SHAFT DIM.	FOOT NOTES
1/5	1075/1	230	48Y	X274	48A11T407		\$168	F1	1.4	4 1/8	1/2 x 4 1/8	4,15
1/4	1075/3	208-230	48Y	X202	48A11O1063	★	\$129	F1	2.2	3 7/8	2 1/2 x 1/2 x 4 1/2	d,16
3/4	1075/1	208-230	56HZ	X205	56A11O5312	★	\$339	F1	3.6	8 5/8	7 x 5/8 x 4 1/2	d,5,16,21

Replacements listed may not be an exact duplicate of the original motor

OEM: Gaffers & Sattler

PSC, Open Air Over



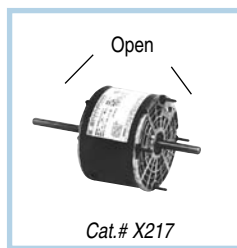
Features:

- Resilient ring mounting
- Replaces Rooftop a/c direct Pak 1.5 & 2.0 ea, & Fasco No. D862
- Sleeve bearings
- **Capacitor not included, see Accessories section**

HP	RPM	VOLTS	FRAME	CAT. NO.	MODEL NO.	STOCK	LIST PRICE	MULT. SYMB.	F.L. AMPS	FRAME LENGTH	SHAFT DIM.	FOOT NOTES
1/2	1075/2	208-230	48Y	X225	48A1101176		\$190	F1	3.0	5 1/2	2 x 1/2 x 2	16

OEM: Gibson-Belding / Kelvinator

PSC, Open Air Over



Features:

- Thru-bolt mounting
- X217 Replaces Fasco No. D855, Magnetek No. 399
- Ball bearings
- **Capacitor not included, see Accessories section**

HP	RPM	VOLTS	FRAME	CAT. NO.	MODEL NO.	STOCK	LIST PRICE	MULT. SYMB.	F.L. AMPS	FRAME LENGTH	SHAFT DIM.	FOOT NOTES
1/3	1365/3	230	48Y	X217	48A170129	★	\$157	F1	3.0	4 1/2	8 1/2 x 1/2 x 8	16

OEM: Greenheck Fan

PSC, Open Air Over



Features:


- Thru-bolt mounting
- Automatic reset thermal protector
- Internal cooling fan
- X261 replaces Greenheck No. 300008
- X260 replaces Greenheck No. 300010
- Ball bearings
- **Capacitor included**

HP	RPM	VOLTS	FRAME	CAT. NO.	MODEL NO.	STOCK	LIST PRICE	MULT. SYMB.	F.L. AMPS	FRAME LENGTH	SHAFT DIM.
1/8	825	115	48Y	X261	48A80151	★	\$181	F1	2.1	5 1/2	1/2 X 2 1/2
1/6	1140	115	48Y	X260	48A110251	★	\$172	F1	2.2	5 1/4	1/2 X 2 1/2

Replacements listed may not be an exact duplicate of the original motor

OEM: Hill Refrigeration

PSC, Open Air Over




Features:

- Resilient base
- Replaces Magnetek No. 160, Steveco No. S3001, Fasco No., D801, GE No. 5KCP39KG1369S
- Ball bearings
- **Capacitor included**

HP	RPM	VOLTS	FRAME	CAT. NO.	MODEL NO.	STOCK	LIST PRICE	MULT. SYMB.	F.L. AMPS	FRAME LENGTH	SHAFT DIM.	FOOT NOTES
1/3	1625	208-230	48Y	X230	48A17O136	★	\$168	F1	1.8	4 3/4	1/2x3 1/2	15

OEM: Hussman Refrigeration

PSC, Open Air Over




Features:

- Thru-bolt mounting
- Replaces Fasco No. D807, GE No. 5KCP39EGC2447, Magnetek No. 174, Emerson No. 1645
- Ball bearings
- **Capacitor included**

HP	RPM	VOLTS	FRAME	CAT. NO.	MODEL NO.	STOCK	LIST PRICE	MULT. SYMB.	F.L. AMPS	FRAME LENGTH	SHAFT DIM.	FOOT NOTES
1/6	1625	208-230	48Y	X269	48A17O147	★	\$187	F1	1.2	4 1/8	1/2 x 1 1/2	15

OEM: Liebert

Three Phase, Resilient Base




Features:

- Replaces GE 5K36PN294S
- Ball bearings

HP	RPM	VOLTS	FRAME	CAT. NO.	MODEL NO.	STOCK	LIST PRICE	MULT. SYMB.	F.L. AMPS	FRAME LENGTH	SHAFT DIM.
1/3	1140	208-230/460	48Y	X259	56T11O15	★	\$232	F1	1.9-1.8/9	10.06	1/2x1 1/2


OEM: Lennox

PSC, Totally Enclosed & Open Air Over



Features:

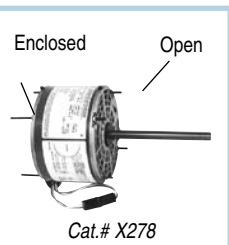
- X411 replaces Lennox No. 47F9901, Magnetek No. 9402, & Marathon Nos. 48A11T300 & 48A11T247
- X209 replaces Fasco No. D2817 & GE No. 5KCP39PG9701S, open/air over
- X236 replaces Lennox No. P-8-7505, Magnetek No. 565, A.O. Smith No. OLE1036, & Fasco No. D812, open/air over
- X281 replaces Lennox No. P-8-2702, Fasco No. D814, GE No. 5KCP39G-GA124S, & Emerson No. 8054, open/air over
- Ball Bearings
- **Capacitor not included, see Accessories section**



HP	RPM	VOLTS	FRAME	CAT. NO.	MODEL NO.	STOCK	LIST PRICE	MULT. SYMB.	F.L. AMPS	FRAME LENGTH	SHAFT DIM.	FOOT NOTES
1/6	1075/1	208-230	48Y	X411	48A11T2008	★	\$141	F1	1.3	3 3/4	1/2 x 6	
1/3	825/1	230	48Y	X209	48A8O183	★	\$177	F1	3.0	5 3/4	1/2 x 5 1/2	34,50
	1075/4	115	48Y	X236	48A11O699	★	\$161	F1	6.4	4 3/4	1/2 x 6	39

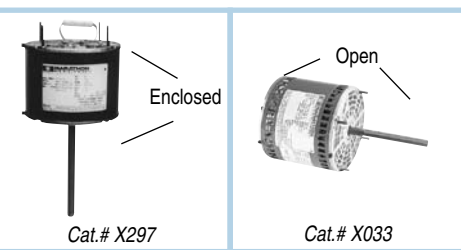
OEM: Rheem / Ruud

PSC, Totally Enclosed & Open Air Over



Features:

- X278 Replaces Rheem Nos. 21276-02, 21276-01, 51207-01 & Fasco No. D832
- X216 Replaces Emerson No. 5454 & Magnetek No. 619
- X470 Replaces Rheem / Ruud condenser fans
- X297 Replaces A.O. Smith No. ORM1036, Magnetek 620, & Fasco No. D2834
- X033 Replaces Rheem Time-Savers, Emerson No. K55HXMDA-4122, & Rheem / Ruud No. 51-23012-41
- Ball Bearings
- **Capacitor not included, see Accessories section**

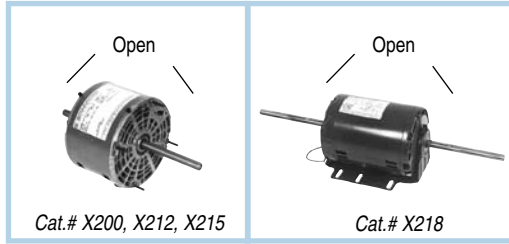


HP	RPM	VOLTS	FRAME	CAT. NO.	MODEL NO.	STOCK	LIST PRICE	MULT. SYMB.	F.L. AMPS	FRAME LENGTH	SHAFT DIM.	FOOT NOTES
1/8	825/1	208-230	48Y	X278	48A8O206	★	\$168	F1	.9	4 1/4	1/2 x 4 3/4	37,44
1/5	1075/1	208-230	48Y	X216	48A11O1097	★	\$124	F1	1.6	3 3/4	1/2 x 6	37,44,60
1/4	1075/1	208-230	48Y	X470	48A11O885	★	\$130	F1	1.6	3 3/4	1/2 x 3	56,60
1/3	1075/1	208-230	48Y	X297	48A11T509	★	\$131	F1	1.8	4 1/4	1/2 x 3 3/4	N,29,41,60
1/2	1075/4	115	48Y	X033	48A11O1674	★	\$135	F1	6.1	5	1/2 x 5	31

Replacements listed may not be an exact duplicate of the original motor

OEM: Sears/Whirlpool

PSC, Open Air Over




Features:

- X215 replaces Delco inside out window a/c, Fasco No. D857, A.O. Smith No. OWL1006, & Emerson No. 1142
- X212 replaces Delco inside out window a/c, Fasco No. D858, & A.O. Smith No. OWR1016
- X200 replaces Delco inside out window a/c, Fasco No. D859, Emerson No. 855, & A.O. Smith No. OWR1036
- X218 replaces Steveco Package unit 3100
- Single Split Phase, Open Air Over
- **Capacitor not included, see Accessories section**

HP	RPM	VOLTS	FRAME	CAT. NO.	MODEL NO.	STOCK	LIST PRICE	MULT. SYMB.	F.L. AMPS	FRAME LENGTH	SHAFT DIM.	FOOT NOTES
1/8	1100/3	115	48Y	X215	48A11O1081		\$135	F1	1.7	3 7/8	4 x 1/2 x 2 3/4	4,16
1/6	1100/3	230	48Y	X212	48A11O1065		\$135	F1	1.1	3 7/8	4 x 1/2 x 2 3/4	16
1/3	1100/3	230	48Y	X200	48A11O1060	*	\$137	F1	1.7	4 1/3	6 x 1/2 x 4	4,16
3/4	1075/1	208-230	56Z	X218	56A11O5313	*	\$358	F1	3.9-3.6	8 5/8	7 x 5/8 x 7	16,21

OEM: Taco

Single Split Phase, Open Air Over




Features:

- Resilient ring mounting
- 4722 replaces Taco No. 110-388, Marathon No. 48S17D1027, 48S17D2102
- 4404 replaces GE No. 5KH32EG129GA, Marathon No. 48S17D1084
- UL Recognized and CSA Certified

HP	RPM	VOLTS	FRAME	CAT. NO.	MODEL NO.	STOCK	FORMER CAT. NO.	FORMER MODEL NO.	LIST PRICE	MULT. SYMB.	F.L. AMPS	FRAME LENGTH	SHAFT DIM.	FOOT NOTES
1/12	1800	115	48Y	4722	5KH39QN5558T	*	X700	48S17D2102	\$108	F1	2.1	7.29	1/2 x 1	4
1/8	1800	115	48Y	4404	5KH39QN5550X	*	X701	48S17D1084	\$117	F1	2.6	8.93	1/2 x 1 1/2	4

OEM: Tyler

PSC, Open Air Over



Features:


- Resilient ring thru-bolt mounting
- Replaces Tyler No. 760, Fasco No. D870, & A.O. Smith No. OTY1024
- Ball bearings
- **Capacitor included**

HP	RPM	VOLTS	FRAME	CAT. NO.	MODEL NO.	STOCK	LIST PRICE	MULT. SYMB.	F.L. AMPS	FRAME LENGTH	SHAFT DIM.	FOOT NOTES
1/4	1625/1	208-230	48Y	X270	48A17O149	*	\$201	F1	1.9	4 3/4	1/2 x 2 1/2	16

Replacements listed may not be an exact duplicate of the original motor

OEM: Warren

PSC, Open Air Over



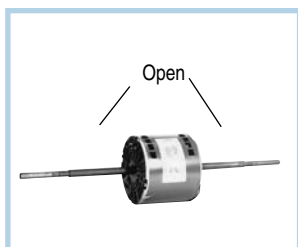
Features:

- Resilient ring mounting
- Ball bearings
- Capacitor included

HP	RPM	VOLTS	FRAME	CAT. NO.	MODEL NO.	STOCK	LIST PRICE	MULT. SYMB.	F.L. AMPS	FRAME LENGTH	SHAFT DIM.	FOOT NOTES
1/3	1075/1	208-230	48Y	X268	48A11O1239	★	\$206	F1	3.0	4 3/4	1/2 x 2 7/8	15

OEM: York

PSC, Open Air Over




Features:

- Round belly band mounting
- Replaces York No. K44HXJAF-4955 & Fasco No. D873, A.O. Smith No. OYK1056, Magnetek No. 468
- Ball bearings
- Capacitor not included, see Accessories section

HP	RPM	VOLTS	FRAME	CAT. NO.	MODEL NO.	STOCK	LIST PRICE	MULT. SYMB.	F.L. AMPS	FRAME LENGTH	SHAFT DIM.	FOOT NOTES
1/2	1050	230	48Y	X295	48A11O1410		\$183	F1	3.9	5	9 1/4x1/2x9 1/8	15

Pedestal Fan, PSC, TEAO

48 Frame, Yoke Mount



Features:

- Heavy gauge steel frame and yoke fan shroud mounted by four 7/8" extended stud bolts on 5-1/8" bolt circle
- **Single and multi-speed models as noted**
- Automatic reset thermal protector
- 1/2" x 2-1/2" long shaft with two flats, 90° apart
- 1.0 Service Factor
- Ball bearings (except as noted)
- **Capacitor included**
- UL Recognized and CSA Certified

HP	RPM	VOLTS	FRAME	CAT. NO.	MODEL NO.	STOCK	LIST PRICE	MULT. SYMB.	F.L. AMPS	FRAME LENGTH	SHAFT DIM.	FOOT NOTES
1/4	1725	115	48Y	H804	5KH140DFK6S	★	\$189	F1	4.5	6.4	9.70	d,4
	1625/1	115/230	48Y	X920	48A17T2005	★	\$189	F1	3.6/1.8	7.3	10.56	17
	1075/2	115	48Y	X923	48A11T2024	★	\$220	F1	3.2	6.5	9.81	17
1/3	1725	115	48Y	H805	5KH140DFK7S	★	\$206	F1	5.0	6.4	9.70	d,4
	1625/1	115/230	48Y	X921	48A17T2006	★	\$206	F1	3.8/1.9	7.8	11.06	17
	1075/2	115	48Y	X924	48A11T2025	★	\$238	F1	4.2	6.5	9.81	17
1/2	1725	115/230	48Y	H806	5KH140DFK8S	★	\$227	F1	6.9/3.5	6.8	10.2	d
	1625/1	115/230	48Y	X922	48A17T2007	★	\$227	F1	5.4/2.7	8.0	11.31	17
	1075/2	115	48Y	X925	48A11T2026	★	\$265	F1	5.7	7.5	10.81	17

Replacements listed may not be an exact duplicate of the original motor

Aggregate Duty - Blue Chip® Crusher, High Torque

Totally Enclosed, Rigid Base, Three Phase



Applications: Specifically designed for the aggregate industry crusher applications such as cone, jaw, and roller type impactors, pulverizers, etc.

- Features:**
- Blue Chip® quality, 100% cast iron construction for rigidity and reduced vibration
 - NEMA Design C
 - 4140 Shaft Material
 - Roller Bearing on Drive End for belted loads
 - 1.15 Service Factor
 - 80° C rise at rated load
 - Class F insulation
 - Inpro® Smart Ring, rotating shaft seals on each end of shaft
 - Internal and external epoxy paint
 - Brass drain and breather
 - Actual test and vibration data supplied with each motor

IP55

HP	RPM	VOLTS	FRAME	CAT. NO.	MODEL NO.	STOCK	LIST PRICE	MULT. SYMB.	NOM. EFF.	F.L. AMPS	"C" DIM.	FOOT NOTES
100	1800	460	405T	Y822	405TTFS8857		\$7,408	E4	93.6	117	37.12	YD
125	1800	460	444T	Y824	444TTFS8841		\$10,057	E4	94.5	142	41.25	YD
150	1800	460	445T	Y826	445TTFS8870		\$11,026	E4	94.1	174	43.25	YD
200	1200	460	449T	Y855	449TTFS8576		\$16,465	E4	94.5	245	51.84	YD
250	1200	460	449T	Y857	449TTFS8581		\$21,974	E4	95.4	304	51.84	YD

Air Compressor, Single Phase

Dripproof, Rigid Base



- Features:**
- Capacitor start / capacitor run design for low amps and high efficiency, as noted
 - High starting and breakdown torque
 - Heavy gauge steel frame and base
 - Continuous duty at nameplate ratings
 - Thermal protection, as noted
 - UL Recognized and CSA Certified

HP	RPM	VOLTS	FRAME	OVER LOAD	CAT. NO.	MODEL NO.	STOCK	FORMER CAT. NO.	FORMER MODEL NO.	LIST PRICE	MULT. SYMB.	F.L. AMPS	"C" DIM.	FOOT NOTES
1/2	3600	115	56	MANUAL	9031	5KC49MN2043Y	*	D014	56C34D2107	\$201	F1	11.5	11.14	2,17
	1800	115/208-230	56	MANUAL	C169	5KC49GN0010Y	*	G912	56C17D2013	\$266	F1	8.8/4.4	10.38	2
3/4	3600	115	56	MANUAL	9032	5KC49MN2049Y	*	D015	56C34D2094	\$233	F1	12.5	11.14	2,17
	1800	115/208-230	56	MANUAL	K016	56B17D56				\$324	F1	11.0/5.5	11.47	1
1	3600	115/208-230	56	MANUAL	D010	56B34D2029	*	9033	5KC49NN2050Y	\$267	F1	10.6/5.5-5.3	11.72	1
	1800	115/208-230	56	MANUAL	C1480	5KC49PN0161Y	*	G936	56C17D5305	\$353	F1	13.6/6.8	11.38	2
1 1/2	3600	115/208-230	56	MANUAL	C704	5KC49PN2521Y	*	D018	56B34D133	\$345	F1	21.3/10.6	11.91	2
	1800	115/208-230	56H	MANUAL	G951	56C17D5308	*	C1299	5KCR48WN0756Y	\$414	F1	18.0/9.3-9.0	12.44	2,5,7
2	3600	115/208-230	56H	MANUAL	9035	5KCR48TN2650Y	*	D012	56B34D5318	\$432	F1	15.0/7.5	11.14	ES,1,17
	1800	115/208-230	145T	MANUAL	I127	145TBDR5337	*			\$497	S1	18.8/10.2-9.4	13.49	1,7
3	3600	230	56H	MANUAL	9036	5KCR48UN2653Y	*	D013	56B34D5332	\$563	F1	15.0	11.44	ES,1,17
	1800	230	184T	NONE	Z502	184TBDR5326	*			\$520	S1	12.6	14.27	1
SPCL	3600	230	56	MANUAL	9040	5KCR48UN2654Y	*			\$504	F1	15.0	12.1	ES,1
5	3600	230	56H	MANUAL	9038	5KCR49ZN2151U	*			\$599	F1	21.0	15.04	ES,1,5,17
	3600	230	56H	MANUAL	D017	56B34D5302	*			\$599	F1	20.0	13.94	1,5
	3600	230	184T	NONE	Z504	184TBDR5301	*			\$730	S1	20.0	14.77	1
	1800	208-230	184T	MANUAL	I1119	184TBDR7375	*	I119	184TBDR7375	\$829	S1	25.0-24.1	16.22	1,13
	1800	208-230	184T	NONE	I114	184TBDR7026	*			\$488	S1	23.0-21.0	15.70	1
	1800	208-230	184T	NONE	I1114	184TBDW7026	*			\$642	S1	23.0-21.0	14.69	1,13
	1800	208-230	184T	NONE	Z1506	184TBDR7656	*	Z506	184TBDR7656	\$625	S1	22.0-20.0	15.21	1,13
7 1/2	3600	208-230	184T	NONE	I1108	184TBDW7001	*			\$720	S1	34.3-31.0	16.69	1,13
	3600	208-230	213T	NONE	I105	213TCDW7001	*			\$974	S1	40.0-37.0	16.55	2
	1800	208-230	215T	NONE	I115	215TBDW7026	*			\$961	S1	37.2-34.5	18.05	1
10	1800	208-230	215T	NONE	I116	215TBDW7028	*			\$1,237	S1	49.0-44.0	19.3	1

Automotive Duty, U-Frame: GM 7EQ and GM 7EH

Three Phase, Totally Enclosed, Rigid Base



Applications: For use in plants that require automotive approved motors. These motors are designed to meet the mechanical and electrical requirements of Daimler Chrysler NPEM-100, Ford EM-1, and General Motors GM 7EQ specifications.

- Features:**
- **AQ = Standard efficiency and meets GM 7EQ (see footnote)**
 - **AH = Premium efficiency and meets GM 7EH and GM 7EQ (see footnote)**
 - Cast iron construction
 - Oversized, fully gasketed, cast iron conduit box
 - Oversized ball bearings
 - NEMA Design B
 - Class F insulation
 - 1.0 Service Factor at 65°C ambient, 1.15 Service Factor at 40°C ambient
 - V-Ring shaft seals
 - Five year warranty

HP	RPM	VOLTS	FRAME	CAT. NO.	MODEL NO.	STOCK	LIST PRICE	MULT. SYMB.	NOM. EFF.	F.L. AMPS	"C" DIM.	FOOT NOTES
1	1800	460	182U	P412	182UTTS4026		\$798	E9	87.5	1.5	12.21	AH
	1800	460	182U	P312	182UTTS8026		\$619	E9	86.5	1.5	12.21	AQ
	1200	460	184U	P413	184UTTS4076		\$976	E9	86.5	1.7	13.21	AH
	1200	460	184U	P313	184UTTS8076		\$758	E9	85.5	1.7	13.21	AQ
1 1/2	3600	460	182U	P415	182UTTS4001		\$736	E9	85.5	2.0	12.21	AH
	1800	460	184U	P416	184UTTS4026		\$855	E9	88.5	2.1	13.21	AH
	1800	460	184U	P316	184UTTS8026		\$664	E9	87.5	2.1	13.21	AQ
	1200	460	184U	P417	184UTTS4078		\$1,077	E9	87.5	2.2	13.21	AH
2	3600	460	184U	P419	184UTFS4001		\$811	E9	85.5	2.7	15.69	AH
	1800	460	184U	P420	184UTFS4026		\$901	E9	89.5	2.6	15.69	AH
	1800	460	184U	P320	184UTFS8026		\$698	E9	88.5	2.6	15.69	AQ
	1200	460	213U	P421	213UTFS4076		\$1,192	E9	87.5	3.1	17.82	AH
	1200	460	213U	P321	213UTFS8076		\$926	E9	86.5	3.1	17.82	AQ
3	3600	460	184U	P423	184UTFS4002		\$920	E9	87.5	3.8	15.69	AH
	1800	460	213U	P424	213UTFS4026		\$1,037	E9	88.5	4.0	17.82	AH
	1200	460	215U	P425	215UTFS4076		\$1,477	E9	89.5	4.4	19.32	AH
	1200	460	215U	P325	215UTFS8076		\$1,149	E9	88.5	4.4	19.32	AQ
5	3600	460	213U	P427	213UTFS4001		\$1,095	E9	87.5	6.4	17.82	AH
	1800	460	215U	P428	215UTFS4026		\$1,375	E9	89.5	6.5	19.32	AH
	1800	460	215U	P328	215UTFS8026		\$1,067	E9	88.5	6.5	19.32	AQ
	1200	460	254U	P429	254UTFNA4076		\$2,055	E9	90.2	6.7	23.27	AH
7 1/2	3600	460	215U	P431	215UTFS4001	*	\$1,330	E9	88.5	9.5	19.32	d,AH
	1800	460	254U	P432	254UTFPA4026		\$1,806	E9	91.7	9.6	23.44	AH
	1800	460	254U	P332	254UTFPA8026		\$1,443	E9	90.2	9.6	23.44	AQ
	1200	460	256U	P433	256UTFNA4076		\$2,628	E9	91.0	9.9	25.02	AH
	1200	460	256U	P333	256UTFNA8076		\$2,100	E9	89.5	9.9	25.02	AQ
10	3600	460	254U	P435	254UTFPA4001	*	\$1,592	E9	90.2	12.0	23.44	d,AH,NS
	1800	460	256U	P436	256UTFPA4026		\$2,194	E9	91.7	12.5	25.19	AH
	1800	460	256U	P336	256UTFPA8026		\$1,755	E9	90.2	12.5	25.19	AQ
	1200	460	284U	P437	284UTFPA4076		\$3,219	E9	91.0	13.1	26.52	AH
15	3600	460	256U	P439	256UTFNA4001		\$2,029	E9	91.7	17.5	25.02	AH,NS
	1800	460	284U	P440	284UTFPA4026		\$3,013	E9	92.4	18.0	26.52	AH
	1800	460	284U	P340	284UTFPA8026		\$2,411	E9	91.0	18.0	26.52	AQ
	1200	460	324U	P441	324UTFS4076		\$4,334	E9	92.4	19.2	29.24	AH
	1200	460	324U	P341	324UTFS8076		\$3,462	E9	91.0	19.5	29.24	AQ

Blue shaded areas are Cast Iron Frames

Continued on next page.

Automotive Duty, U-Frame: GM 7EQ and GM 7EH

Three Phase, Totally Enclosed, Rigid Base

HP	RPM	VOLTS	FRAME	CAT. NO.	MODEL NO.	STOCK	LIST PRICE	MULT. SYMB.	NOM. EFF.	F.L. AMPS	"C" DIM.	FOOT NOTES
20	3600	460	286U	P444	286UTFPA4001		\$2,761	E9	92.4	23.4	28.02	AH,NS
	1800	460	286U	P445	286UTFPA4026		\$3,700	E9	93.0	25.0	28.02	AH
	1800	460	286U	P344	286UTFPA8026		\$2,959	E9	91.0	24.1	28.02	AQ
	1200	460	326U	P446	326UTFS4076		\$5,295	E9	92.4	25.0	30.74	AH
25	3600	460	324US	P450	324USTFPA4001		\$3,541	E9	93.6	28.1	26.97	AH,NS
	1800	460	324U	P451	324UTFS4026		\$4,632	E9	94.1	30.0	29.24	AH
	1800	460	324U	P348	324UTFS8026		\$3,702	E9	93.0	30.0	29.24	AQ
	1200	460	364U	P453	364UTFS4086		\$6,393	E9	93.0	31.0	32.00	AH
	1200	460	364U	P349	364UTFS8086		\$5,111	E9	91.7	31.0	32.00	AQ
30	3600	460	326US	P457	326USTFPA4001		\$4,271	E9	91.0	35.0	28.47	AH,NS
	1800	460	326U	P458	326UTFS4026		\$5,412	E9	94.1	35.5	30.74	AH
	1800	460	326U	P352	326UTFS8026		\$4,327	E9	92.4	36.0	30.74	AQ
	1200	460	365U	P460	365UTFS4086		\$7,234	E9	93.0	37.0	33.00	AH
	1200	460	365U	P353	365UTFS8086		\$5,785	E9	91.7	37.0	33.00	AQ
40	3600	460	364US	P464	364USTFS4001		\$5,575	E9	93.6	45.0	29.38	AH,NS
	1800	460	364U	P465	364UTFS4036		\$7,137	E9	94.1	46.5	32.00	AH
	1200	460	404U	P467	404UTFS4086		\$9,320	E9	93.6	49.0	35.50	AH
50	3600	460	365US	P471	365USTFS4001		\$7,036	E9	94.1	56.0	30.38	AH,NS
	1800	460	365U	P472	365UTFS4036		\$8,372	E9	94.5	57.0	33.00	AH,VB
	1800	460	365U	P360	365UTFS8036		\$6,691	E9	93.0	57.0	33.00	AQ
	1200	460	405U	P474	405UTFS4086		\$10,765	E9	94.1	59.0	37.00	AH
60	3600	460	405US	P478	405USTFS4001		\$8,371	E9	94.1	65.5	34.12	AH,VB
	1800	460	405U	P479	405UTFS4036		\$10,394	E9	95.0	67.5	37.00	AH,VB
	1800	460	405U	P364	405UTFS17033		\$8,310	E9	93.6	68.5	37.00	AQ
	1200	460	444U	P481	444UTFS4086		\$12,639	E9	94.1	71.0	41.38	AH
	1200	460	444U	P365	444UTFS17077		\$10,103	E9	93.6	71.0	41.38	AQ
75	3600	460	444US	P485	444USTFS4001		\$11,000	E9	94.1	82.0	37.00	AH
	1800	460	444U	P486	444UTFS4036		\$12,819	E9	95.0	85.0	41.38	AH
	1200	460	445U	P488	445UTFN4086		\$14,987	E9	95.0	90.0	43.51	AH
100	3600	460	445US	P492	445USTFN4001		\$14,536	E9	95.4	113	38.94	AH
	1800	460	445U	P493	445UTFN4036		\$15,938	E9	95.4	113	43.51	AH,VB

Blue shaded areas are Cast Iron Frames

DEFINITE PURPOSE

Automotive Duty, U-Frame: GM 7EQ, GM 7EH, Ford EM-1, and Chrysler NPEM-10

Three Phase, Totally Enclosed

Applications: For use in plants that require automotive approved motors. These motors are designed to meet the mechanical and electrical requirements of Daimler Chrysler NPEM-100, Ford EM-1, and General Motors GM 7EH and GM 7EQ specifications.

Features:

- **Premium efficiency conforms to GM 7EH**
- **Satisfies Ford EM-7, Daimler Chrysler NPEM-100 and GM-7EQ**
 - Cast iron construction
 - Oversized, fully gasketed, cast iron conduit box
 - Oversized ball bearings
 - NEMA Design B
 - Class F insulation
 - 1.0 Service Factor at 65°C ambient, 1.15 Service Factor at 40°C ambient
 - V-Ring shaft seals
 - Five year warranty



DEFINITE PURPOSE

C-Face Footless

HP	RPM	VOLTS	FRAME	CAT. NO.	MODEL NO.	STOCK	LIST PRICE	MULT. SYMB.	NOM. EFF.	F.L. AMPS	"C" DIM.	FOOT NOTES
1	1800	460	182UC	P612	182UTTS4028		\$855	E9	87.5	1.5	12.96	
	1200	460	184UC	P613	184UTTS4080		\$1,032	E9	86.5	1.7	13.96	
1 1/2	1800	460	184UC	P614	184UTTS4028		\$912	E9	88.5	2.1	13.96	
	1200	460	184UC	P615	184UTTS4081		\$1,134	E9	87.5	2.2	13.96	
2	1800	460	184UC	P616	184UTFS4028		\$959	E9	89.5	2.6	16.22	
	1200	460	213UC	P617	213UTFS4079		\$1,258	E9	87.5	3.1	18.58	NS
3	1800	460	213UC	P618	213UTFS4028		\$1,103	E9	88.5	4.0	18.58	NS
	1200	460	215UC	P619	215UTFS4079		\$1,544	E9	89.5	4.4	20.08	NS
5	1800	460	215UC	P620	215UTFS4028		\$1,441	E9	89.5	6.5	20.08	NS
	1200	460	254UC	P621	254UTFNA4079		\$2,141	E9	90.2	6.7	25.51	
7 1/2	1800	460	254UC	P622	254UTFPA4028		\$1,893	E9	91.7	9.6	23.94	
	1200	460	256UC	P623	256UTFNA4079		\$2,714	E9	91.0	9.9	25.51	
10	1800	460	256UC	P624	256UTFPA4028		\$2,281	E9	91.7	12.5	25.69	
	1200	460	284UC	P625	284UTFPA4079		\$3,370	E9	91.0	13.1	26.50	
15	1800	460	284UC	P626	284UTFPA4028		\$3,165	E9	92.4	18.0	26.50	
20	1800	460	286UC	P627	286UTFPA4028		\$3,853	E9	93.0	24.1	28.00	
25	1800	460	324UC	P628	324UTFS4028		\$4,884	E9	94.1	30.0	29.25	
30	1800	460	326UC	P629	326UTFS4028		\$5,664	E9	94.1	35.5	30.75	
	1200	460	365UC	P630	365UTFS4088		\$7,642	E9	93.0	37.0	33.00	
40	1800	460	364UC	P631	364UTFS4028		\$7,543	E9	94.1	47.0	32.00	
50	1800	460	365UC	P633	365UTFS4028		\$8,778	E9	94.5	57.0	33.00	
60	1800	460	405UC	P635	405UTFS4028		\$10,878	E9	95.0	67.5	37.00	
75	1800	460	444UC	P637	444UTFS4028		\$13,418	E9	95.0	85.0	43.38	
100	1800	460	445UC	P639	445UTFN4028		\$16,533	E9	95.4	113	43.50	

C-Face Footed (Rigid Base)

HP	RPM	VOLTS	FRAME	CAT. NO.	MODEL NO.	STOCK	LIST PRICE	MULT. SYMB.	NOM. EFF.	F.L. AMPS	"C" DIM.	FOOT NOTES
1	1800	460	182UC	P512	182UTTS4027		\$855	E9	87.5	1.5	12.96	
	1200	460	184UC	P513	184UTTS4077		\$1,032	E9	86.5	1.7	13.96	
1 1/2	1800	460	184UC	P515	184UTTS4027		\$912	E9	88.5	2.1	13.96	
	1200	460	184UC	P516	184UTTS4079		\$1,134	E9	87.5	2.2	13.96	

Blue shaded areas are Cast Iron Frames

Continued on next page.

Automotive Duty, U-Frame: GM 7EQ, GM 7EH, Ford EM-1, and Chrysler NPEM-10

Three Phase, Totally Enclosed

C-Face Footed (Rigid Base)


HP	RPM	VOLTS	FRAME	CAT. NO.	MODEL NO.	STOCK	LIST PRICE	MULT. SYMB.	NOM. EFF.	F.L. AMPS	"C" DIM.	FOOT NOTES
2	1800	460	184UC	P518	184UTFS4027		\$959	E9	89.5	2.6	16.28	
	1200	460	213UC	P519	213UTFS4078		\$1,258	E9	87.5	3.1	18.58	NS
3	3600	460	184UC	P520	184UTFS4004		\$977	E9	87.5	3.8	16.28	
	1800	460	213UC	P521	213UTFS4027		\$1,103	E9	88.5	4.0	18.58	NS
	1200	460	215UC	P522	215UTFS4078		\$1,544	E9	89.5	4.4	20.08	NS
5	1800	460	215UC	P524	215UTFS4027		\$1,441	E9	89.5	6.5	20.08	NS
	1200	460	254UC	P525	254UTFNA4078		\$2,141	E9	90.2	6.7	23.77	
7 1/2	1800	460	254UC	P527	254UTFPA4027		\$1,893	E9	91.7	9.6	23.89	
	1200	460	256UC	P528	256UTFNA4078		\$2,714	E9	91.0	9.9	25.52	
10	1800	460	256UC	P530	256UTFPA4027		\$2,281	E9	91.7	12.5	25.64	
	1200	460	284UC	P531	284UTFPA4078		\$3,370	E9	91.0	13.1	26.52	
15	1800	460	284UC	P533	284UTFPA4027		\$3,165	E9	92.4	18.0	26.52	
	1200	460	324UC	P534	324UTFS4078		\$4,587	E9	92.4	19.0	29.25	
20	1800	460	286UC	P536	286UTFPA4027		\$3,853	E9	93.0	24.1	28.02	
	1200	460	326UC	P537	326UTFS4078		\$5,549	E9	92.4	25.0	30.75	
25	3600	460	324UC	P538	324UTFS4002		\$3,795	E9	93.6	28.0	29.25	
	1800	460	324UC	P539	324UTFS4027		\$4,884	E9	94.1	30.0	29.25	
	1200	460	364UC	P540	364UTFS4087		\$6,800	E9	93.0	31.0	32.00	
75	1800	460	444UC	P554	444UTFS4027		\$13,418	E9	95.0	85.0	41.38	

Blue shaded areas are Cast Iron Frames

DEFINITE PURPOSE

Commercial Laundry Dryer

Single Phase, Dripproof, Resilient Base



Applications: Commercial laundry dryer motors.

- Features:**
- Replaces Huebsch commercial laundry dryer motors
 - Automatic reset thermal protection
 - Special threaded shaft extension
 - X602 has 3/4" shaft adapter included
 - Ball bearings
 - 48YZ have 48/56 Fr. mounting holes

HP	RPM	VOLTS	FRAME	CAT. NO.	MODEL NO.	STOCK	LIST PRICE	MULT. SYMB.	F.L. AMPS	"C" DIM.	FOOT NOTES
1/4	1725	100-120/200-240	48YZ	X600	48C17D2057		\$222	F1	5.4-6.6/2.7-3.3	12.02	16,68
1/3	1725	115/208-230	56Z	X601	56C17D2101	*	\$263	F1	5.8/2.8-2.9	14.41	16
1/2	1725	115/208-230	56Z	X602	56C17D2102	*	\$324	F1	8.0/4.0-4.0	15.41	16
3/4	1725	115/208-230	56Z	X603	56C17D5346	*	\$408	F1	12.0/5.8-6.0	15.10	16

Commercial Laundry Dryer

Dripproof, C-Face, Resilient Base, or Rigid Base

Applications: Commercial laundry dryer motors.

- Features:**
- Replaces Huebsch commercial laundry dryer motors
 - Automatic reset thermal protection
 - Special threaded shaft extension on X605
 - Ball bearings
 - 48YZ have 48/56 Fr. mounting holes

HP	RPM	VOLTS	FRAME	CAT. NO.	MODEL NO.	STOCK	LIST PRICE	MULT. SYMB.	F.L. AMPS	"C" DIM.	FOOT NOTES
1/4	3450	200-240/460-480	56CZ	X610	56T34D5375	*	\$230	F1	1.4-1.8/0.8-0.9	11.80	d,68
	1725	200-240/460-480	48YZ	X605	48T17D2002		\$249	F1	1.3-1.8/0.8-0.9	12.02	12,68
1/3	1725	230/460	56	X606	56T17D3318		\$289	F1	1.6/0.8	10.35	68
1/2	1725	230/460	56Z	X607	56T17D3320		\$347	F1	1.7/0.85	15.10	68
3/4	1725	230/460	56Z	X608	56T17D3319		\$421	F1	2.4/1.2	15.60	68
	1140	208-203/460	56	X609	56T11D5317		\$539	F1	3.1-3.1/1.55	11.44	12

DEFINITE PURPOSE

Cooling Tower: Two-Speed Blue Chip® Severe Duty, XRI®

Three Phase, Totally Enclosed, Rigid Base



Applications: Cooling towers, Fan and Blowers, and other severe duty environments where long life and ultra-high efficiency are desired. Guaranteed efficiencies offer an eXtra Return on your Investment when using these premium efficiency motors on high cycle or long run applications. Replacement for two-speed Marley cooling tower motors.

- Features:**
- Blue Chip® quality, 100% cast iron construction for rigidity and reduced vibration
 - Internal and external epoxy paint
 - Class F insulation
 - 1.15 Service Factor
 - Extended grease tubes, regreasable in service
 - T-drains provided for effective drainage (Installed in both endshields)
 - Shaft Slinger
 - Forsheda seals on both ends
 - Actual test and vibration data supplied with each motor
 - Ball Bearings
 - UL Recognized and CSA Certified
 - Three year warranty
 - Horizontal mounting only; consult Engineering for Vertical mounting

IP55

DEFINITE PURPOSE

HP	RPM	VOLTS	FRAME	CAT. NO.	MODEL NO.	STOCK	LIST PRICE	MULT. SYMB.	NOM. EFF.	F.L. AMPS	"C" DIM.	FOOT NOTES
3/7.5	1800/900	460	184T	Y380	184TTFS7290		\$1,287	S3	85.5	4.0/1.75	16.19	
5/1.25	1800/900	460	213T	Y381	213TTFS7238		\$1,423	S3	89.5	6.0/2.4	19.72	
7.5/1.9	1800/900	460	215T	Y382	215TTFS7290	★	\$1,845	S3	89.5	9.0/3.1	19.72	
10/2.5	1800/900	460	254T	Y383	254TTFNA7210		\$2,223	S3	90.2	12.0/4.0	23.52	
15/3.75	1800/900	460	256T	Y384	256TTFNA7250	★	\$2,777	S3	90.2	18.0/6.0	25.27	
20/5	1800/900	460	284T	Y385	284TTFNA7240	★	\$3,465	S3	91.7	24.0/8.5	26.34	
25/6.25	1800/900	460	286T	Y386	286TTFNA7260	★	\$4,044	S3	91.7	31.0/11.0	27.84	
30/7.5	1800/900	460	324T	Y387	324TTFS7290	★	\$4,935	S3	91.0	35.0/11.2	28.87	
40/10	1800/900	460	326T	Y388	326TTFS9210	★	\$6,167	S3	87.5	46.0/14.6	30.37	
50/13	1800/900	460	364T	Y389	364TTFS9234	★	\$7,844	S3	92.4	61.0/24.0	31.50	
60/15	1800/900	460	365T	Y390	365TTFS9230	★	\$11,353	S3	92.4	75.0/25.0	32.50	
75/18.75	1800/900	460	405T	Y391	405TTFS7297		\$14,685	S3	94.1	83.0/27.0	37.12	
100/25	1800/900	460	444T	Y392	444TTFS7262		\$17,761	S3	94.1	113/37.5	41.25	

Blue shaded areas are Cast Iron Frames

Multi-Speed: Two-Speed, One-Winding, Variable Torque

Three Phase, Dripproof, Rigid Base



Applications: Commercial and industrial fans, blowers, pumps, and other machinery that have variable torque characteristics. Prolonged use at low speed can result in significant energy savings. Dripproof motors are intended for use in environments that are relatively clean and dry. For use outdoors an enclosure or drip cover may be required (see Accessories section).

- Features:**
- Ball Bearings
 - 1.15 Service Factor
 - UL Recognized and CSA Certified

HP	RPM	VOLTS	FRAME	CAT. NO.	MODEL NO.	STOCK	LIST PRICE	MULT. SYMB.	NOM. EFF.	F.L. AMPS	"C" DIM.	FOOT NOTES
3/7.5	1800/900	200-230	182T	Y1484	182TTDW7412	★	\$606	S3	82.7	8.8-3.8/8.0-3.6	14.19	F,13
	1800/900	460	182T	Y1485	182TTDW7203		\$606	S3	82.7	4.0/1.8	13.19	13,25
5/1.25	1800/900	200-230	184T	Y486	184TTDR7287	★	\$848	S3	85.5	15.0-14.0/6.0-6.2	14.72	d,F,13,25
	1800/900	200-230	184T	Y1486	184TTDW7287	★	\$848	S3	85.5	14.5-13.8/5.6-6	14.19	F,13
	1800/900	460	184T	Y1487	184TTDW7209		\$848	S3	85.5	6.9/3.0	14.72	13
7.5/1.88	1800/900	200-230	213T	Y488	213TTDW7202		\$1,052	S3	86.5	21.6-19.8/7.6-7.8	17.30	
	1800/900	460	213T	Y489	213TTDW7201	★	\$1,052	S3	87.5	9.6/3.6	17.30	
10/2.5	1800/900	200-230	215T	Y490	215TTDW17206		\$1,329	S3	86.5	29.0-26.4/10.0-10.0	18.55	F,13
	1800/900	460	215T	Y491	215TTDW7201		\$1,329	S3	86.5	12.5/4.5	17.30	
15/3.75	1800/900	460	256T	Y492	256TTDX7207		\$1,745	S3	87.5	18.4/6.1	22.32	
20/5	1800/900	460	284T	Y493	284TTDP7202		\$2,172	S3	87.5	25.0/8.0	23.49	

Multi-Speed: Two-Speed, Two-Winding, Variable Torque

Additional Features: ▪ Economical two-winding design

HP	RPM	VOLTS	FRAME	CAT. NO.	MODEL NO.	STOCK	LIST PRICE	MULT. SYMB.	NOM. EFF.	F.L. AMPS	"C" DIM.	FOOT NOTES
1/25	1800/900	460	145T	Y465	145TTDR5701	★	\$730	S3	79.5	1.5/0.75	12.99	5,13
1/44	1800/1200	200-230	145T	Y449	145TTDR5703	★	\$730	S3	80.0	3.4-3.2/2.0-2.0	12.99	5,13
	1800/1200	460	145T	Y450	145TTDR5704		\$730	S3	78.5	1.5/1.0	12.49	5,13
1.5/37	1800/900	460	145T	Y466	145TTDR5702	★	\$801	S3	78.5	2.2/1.1	13.49	5,13
1.5/67	1800/1200	200-230	145T	Y451	145TTDR5705	★	\$801	S3	80.0	5.0-4.8/2.6-2.9	13.49	5,13
	1800/1200	460	145T	Y452	145TTDR5706	★	\$801	S3	78.5	2.3/1.3	12.99	5,13
2/5	1800/900	460	182T	Y467	182TTDR7411	★	\$883	S3	80.0	3.0/1.2	13.22	d,13,25
	1800/900	460	182T	Y1467	182TTDW7411	★	\$883	S3	82.0	2.8/2.15	13.19	13
2/88	1800/1200	200-230	182T	Y453	182TTDR7413	★	\$883	S3	81.0	6.5-6.3/3.5-3.5	13.72	d,13,25
	1800/1200	200-230	182T	Y1453	182TTDW7413	★	\$883	S3	76.4	6.6-6.5/3.8-4	12.69	13
2/9	1800/1200	460	182T	Y409	182TTDR7211	★	\$883	S3	80.0	3.0/1.7	12.72	25
	1800/1200	460	182T	Y1409	182TTDW7211	★	\$883	S3	76.4	3.3/2.0	12.69	13
3/7.5	1800/900	460	184T	Y468	184TTDR7230	★	\$919	S3	82.5	4.3/1.8	13.72	d,25
	1800/900	460	184T	Y1468	184TTDW7230	★	\$919	S3	82.5	4/2.75	13.72	13
3/1.3	1800/1200	200-230	184T	Y454	184TTDR7286	★	\$919	S3	82.5	9.3-8.5/4.9-4.6	14.72	d,13,25
	1800/1200	200-230	184T	Y1454	184TTDW7286	★	\$919	S3	82.0	9.0-8.6/4.6-5	13.69	13
	1800/1200	460	184T	Y412	184TTDR7215	★	\$919	S3	82.5	4.6/2.7	13.72	d,25
	1800/1200	460	184T	Y1412	184TTDW7215	★	\$919	S3	82.0	4.3/2.5	13.69	13
5/1.25	1800/900	460	215T	Y469	215TTDW7205	★	\$1,286	S3	86.5	6.8/3.1	17.30	
5/2.22	1800/1200	200-230	215T	Y455	215TTDW7204	★	\$1,286	S3	85.5	14.5-13.0/7.3-7.0	17.30	
	1800/1200	460	215T	Y415	215TTDW7203	★	\$1,286	S3	85.5	6.5/3.5	17.30	
7.5/1.9	1800/900	460	254T	Y470	254TTDX7201		\$1,595	S3	85.5	10.5/4.1	20.57	
7.5/3.3	1800/1200	200-230	254T	Y456	254TTDX7278	★	\$1,595	S3	87.5	20.8-18.4/11.0-10.2	22.32	
	1800/1200	460	254T	Y418	254TTDX7208	★	\$1,595	S3	84.0	10.0/5.6	20.57	
10/2.5	1800/900	460	256T	Y471	256TTDX7253		\$1,978	S3	86.5	12.9/5.6	22.32	
10/4.4	1800/1200	200-230	256T	Y457	256TTDX7263		\$1,978	S3	88.5	28.0-26.0/15.0-14.0	22.32	
	1800/1200	460	256T	Y458	256TTDX7264	★	\$1,978	S3	87.5	12.0/6.5	22.32	
15/3.8	1800/900	460	284T	Y472	284TTDP7205		\$2,646	S3	88.5	18.0/6.5	23.49	
15/6.7	1800/1200	460	284T	Y459	284TTDP7221	★	\$2,646	S3	87.5	18.5/9.5	23.49	
20/5	1800/900	460	286T	Y473	286TTDP7251		\$3,296	S3	88.5	25.0/8.5	24.99	
20/8.9	1800/1200	460	286T	Y460	286TTDP7217		\$3,296	S3	88.5	25.0/12.0	24.99	

Blue shaded areas are Cast Iron Frames

Instant Reversing

Single Phase

Features:

- Thermal protection, as noted
- Electronic instant reverse switch
- Extended clamp screws for mounting belt guard or accessories
- Three pole, double throw reversing switch supplied by customer

Capacitor Start, Dripproof

HP	RPM	VOLTS	FRAME	OVER LOAD	CAT. NO.	MODEL NO.	STOCK	LIST PRICE	MULT. SYMB.	F.L. AMPS	"C" DIM.	FOOT NOTES
1/4	1800	115	48	NONE	CG382	5KC35GNA488	★	\$280	F1	5.2	9.57	20
1/3	1800	115	56	MANUAL	CG384	5KC35JNA489Y	★	\$345	F1	6.3	9.89	20
	1800	115	56	NONE	CG383	5KC35JNA489	★	\$340	F1	6.3	9.89	20
1/2	1800	115/230	56	MANUAL	C1459	5KC46GN0251Y	★	\$387	F1	8.8/4.4	10.78	19
	1800	115/230	56	NONE	C1458	5KC46GN0251	★	\$367	F1	8.8/4.4	10.78	19
3/4	1800	115/230	56	MANUAL	C1461	5KC46LN0252Y	★	\$441	F1	13.2/6.6	10.78	19
	1800	115/230	56	NONE	C1460	5KC46LN0252	★	\$427	F1	13.2/6.6	10.78	19
1	1800	115/230	56	NONE	C1469	5KC49PN0253	★	\$514	F1	13.6/6.8	11.38	18

Capacitor Start, TEFC

HP	RPM	VOLTS	FRAME	OVER LOAD	CAT. NO.	MODEL NO.	STOCK	LIST PRICE	MULT. SYMB.	F.L. AMPS	"C" DIM.	FOOT NOTES
3/4	1800	115/230	56	MANUAL	C1489	5KC46PN0359Y	★	\$542	F1	11.0/5.5	11.83	17

PSC, Dripproof

HP	RPM	VOLTS	FRAME	OVER LOAD	CAT. NO.	MODEL NO.	STOCK	LIST PRICE	MULT. SYMB.	F.L. AMPS	"C" DIM.	FOOT NOTES
1/3	1625/1325	115	56	MANUAL	P254	5KCP35KNB650U	★	\$345	F1	3.8	9.94	17
1/2	1625/1325	115	56	MANUAL	PG252	5KCP36NNB670U	★	\$367	F1	5.4	10.33	17
	1625/1325	115	56	MANUAL	P253	5KCP36NNB671U	★	\$387	F1	5.4	10.30	12,17

PSC, TENV

HP	RPM	VOLTS	FRAME	OVER LOAD	CAT. NO.	MODEL NO.	STOCK	LIST PRICE	MULT. SYMB.	F.L. AMPS	"C" DIM.	FOOT NOTES
1/2	1625	115	48	AUTO	P247	5KCP35NNA670T	★	\$304	F1	5.8	9.42	17,94,96

Kiln Duty, XRI® Premium Efficiency Blue Chip® Severe Duty

TEAO, Rigid Base, Three Phase



Applications: Fans found in kilns and other high ambient environments where long life and high efficiency are desired. These TEAO motors must be mounted within the airstream for proper cooling. Suitable for use on variable frequency drives.

- Features:**
- Blue Chip quality, 100% cast iron construction for rigidity and reduced vibration
 - Internal and external epoxy paint
 - CR²⁰⁰ Corona resistant magnet wire
 - Class H insulation system
 - Normally closed thermostats (one per phase, Class H)
 - Heat stabilized ball bearings and high temperature grease
 - Suitable for inverter use for 20:1 Variable Torque with 1.0 S.F.
 - Suitable for 90°C ambient at 1.15 S.F. or 100°C ambient at 1.0 S.F.
 - Extended grease tubes, regreasable in service
 - 8 Foot Leads
 - UL Recognized and CSA Certified

HP	RPM	VOLTS	FRAME	CAT. NO.	MODEL NO.	STOCK	LIST PRICE	MULT. SYMB.	NOM. EFF.	F.L. AMPS	"C" DIM.
1	1200	460	145T	S501	145TTTN18577		\$1,218	E9	80.0	1.7	11.43
2	1800	460	145T	S503	145TTTN18531		\$1,218	E9	85.5	2.8	11.43
	1800	575	145T	S553	145TTTN18532		\$1,218	E9	85.5	2.3	11.43
	1200	460	184T	S504	184TTTS18577		\$1,684	E9	87.5	3.0	13.71
	1200	575	184T	S554	184TTTS18578		\$1,684	E9	87.5	2.4	13.71
	1800	460	182T	S506	182TTTS18532		\$1,646	E9	90.2	3.9	13.71
3	1200	460	213T	S507	213TTTS17077		\$1,788	E9	89.5	4.3	15.69
	1200	575	213T	S557	213TTTS17078		\$1,788	E9	89.8	3.5	15.69
	1800	460	215T	S510	215TTTS17077	*	\$2,059	E9	87.5	6.9	17.19
5	1200	575	215T	S560	215TTTS17078	*	\$2,059	E9	88.5	5.5	17.19
	1200	460	254T	S513	254TTTNA17077	*	\$2,525	E9	90.2	9.8	20.60
7 1/2	900	575	256T	S564	256TTTNA18601		\$2,828	E9	88.5	8.6	22.35
	1200	460	256T	S516	256TTTNA18578	*	\$2,895	E9	91.0	12.8	22.35
10	1200	575	256T	S566	256TTTNA18577		\$2,895	E9	91.0	10.2	22.35
	900	460	284T	S517	284TTTNA18601		\$3,001	E9	88.5	15.2	23.44
	900	575	284T	S567	284TTTNA17101	*	\$3,001	E9	88.5	12.2	23.44
	1800	460	254T	S518	254TTTNA18530		\$2,382	E9	92.4	18.2	20.60
15	1200	460	284T	S519	284TTTNA16577		\$3,467	E9	91.7	20.5	23.44
	1200	575	284T	S569	284TTTNA18577		\$3,467	E9	91.7	16.4	23.44
	1200	460	286T	S522	286TTTNA18577		\$3,797	E9	91.7	27.0	24.94
20	900	460	324T	S523	324TTTS18601		\$4,640	E9	90.2	29.5	26.00
	1200	460	324T	S525	324TTTS18577		\$4,770	E9	92.4	33.0	26.00
25	1200	460	324T	S525	324TTTS18577		\$4,770	E9	92.4	33.0	26.00
30	1200	460	326T	S528	326TTTS18577		\$5,051	E9	93.0	38.0	27.50

Blue shaded areas are Cast Iron Frames

DEFINITE PURPOSE

Oil Well Pump, Three Phase

Dripproof, Rigid Base



Applications: For use on walking beam pumps found in oil field service.

- Features:**
- NEMA design D for extra high starting and breakdown torques
 - Normally closed thermostats (one per phase, Class F)
 - Fully guarded with screens on all external openings
 - Copper bar rotor on 500 frame
 - Low starting current with 5-8% slip
 - Class F insulation
 - F2 conduit box location
 - Ball bearings (except as noted)
 - Shaft slinger
 - Special "oil well" duty
 - 1.15 Service Factor

DEFINITE PURPOSE

HP	RPM	VOLTS	FRAME	CAT. NO.	MODEL NO.	STOCK	LIST PRICE	MULT. SYMB.	NOM. EFF.	F.L. AMPS	"C" DIM.	FOOT NOTES
3	1200	230/460/796	215T	Y201	215TTDW7376		\$1,205	S7	82.5	10.6/5.3/3.1	17.30	
5	1200	230/460/796	215T	Y202	215TTDW7377	★	\$1,392	S7	84.0	16.6/8.3/4.8	17.30	
7 1/2	1200	230/460/796	254T	Y203	254TTDX7377		\$1,791	S7	85.5	22.0/11.0/6.4	21.29	
10	1200	230/460/796	256T	Y204	256TTDX7391	★	\$2,209	S7	86.5	29.0/14.5/8.4	23.04	
15	1200	230/460/796	284T	Y215	284TTDP7692	★	\$2,672	S7	87.5	41.0/20.5/11.9	23.44	
20	1200	230/460/796	286T	Y216	286TTDP7689	★	\$3,251	S7	87.5	53.0/26.5/15.3	24.94	
25	1200	460/796	324T	Y217	324TTDP7687	★	\$3,991	S7	88.5	34.0/19.7	26.00	
30	1200	460/796	326T	Y218	326TTDP7697	★	\$4,770	S7	88.5	40.0/23.1	27.50	
40	1200	460/796	365T	Y209	365TTDS7383		\$6,263	S7	87.5	48.0/27.7	29.93	
50	1200	460/796	404T	Y210	404TTDS7387	★	\$7,567	S7	87.5	60.0/34.5	32.81	d
60	1200	460/796	405T	Y211	405TTDS7697	★	\$8,926	S7	87.5	71.0/41.0	34.31	d
75	1200	460/796	444T	Y212	444TTDS8699	★	\$10,020	S7	90.2	91.5/53.0	38.06	
100	1200	460/796	445T	Y213	445TTDS9477		\$13,361	S7	88.5	124/71.5	40.06	
125	1200	460/796	505U	Y219	505UTDS1584		\$19,574	S7	90.2	175/101	45.19	RB
150	1200	460/796	505U	Y220	505UTDS1590		\$20,917	S7	91.0	175/101	45.19	RB

Blue shaded areas are Cast Iron Frames

Pressure Washer, Single Phase

Dripproof



Features:

- Ball bearings, shaft end mechanically locked on C-face models
- Heavy gauge steel constructions
- Capacitor start/capacitor run design for higher efficiency, as noted
- Continuous duty, 1.15 Service Factor (except as noted)
- Thermal protection on some models
- UL Recognized and CSA Certified

Rigid Base

HP	RPM	VOLTS	FRAME	OVER LOAD	CAT. NO.	MODEL NO.	STOCK	FORMER CAT. NO.	FORMER MODEL NO.	LIST PRICE	MULT. SYMB.	F.L. AMPS	"C" DIM.	FOOT NOTES
3/4	3600	115	56	MANUAL	9032	5KC49MN2049Y	*	D015	56C34D2094	\$233	F1	12.5	11.14	2,17
	1800	115	56	AUTO	9030	5KC49NN0222X				\$324	F1	10.5	11.14	2,17
	1800	115/208-230	56	MANUAL	K016	56B17D56				\$324	F1	11.0/5.5-5.5	11.47	1
1	3600	115/208-230	56	MANUAL	D010	56B34D2029	*			\$267	F1	10.6/5.5-5.3	11.72	1
	1800	115/230	56	MANUAL	C1480	5KC49PN0161U	*	G936	56C17D5305	\$353	F1	13.6/6.8	11.38	2
1 1/2	3600	115/208-230	56	MANUAL	G987	56B34D2021				\$363	F1	14.8/8.0-7.4	11.72	1
	1800	115/208-230	56H	MANUAL	G958	56B17D5323	*			\$429	F1	13.2/7.2-6.6	11.94	1,5,14
2	3600	115/208-230	56H	MANUAL	G976	56B34D5304				\$449	F1	17.6/9.7-8.8	11.44	1,5,14
	1800	115/208-230	145T	MANUAL	I127	145TBDR5337	*			\$497	S1	18.8/10.2-9.4	13.49	1,14
	1800	115/208-230	56H	MANUAL	G979	56B17D5319				\$566	F1	18.8/10.2-9.4	13.44	1,5,14
3	3600	208-230	56H	MANUAL	G996	56B34D5334				\$576	F1	14.2-12.5	12.44	1,5,14
	1800	208-230	184T	NONE	I128	184TBDR7631	*			\$580	S1	15.4-13.7	15.22	d,1
	1800	208-230	184T	NONE	I1128	184TBDW7631	*			\$580	S1	13.8-12.8	13.69	1,13
	1800	208-230	184T	MANUAL	I130	184TBDR7630	*			\$629	S1	15.4-13.7	15.22	d,1
	1800	208-230	184T	MANUAL	I1130	184TBDW7630	*			\$629	S1	13.8-12.8	13.69	1,13
5	1800	208-230	184T	MANUAL	I1119	184TBDW7375		I119	184TBDR7375	\$829	S1	25.0-24.1	16.22	1,13
	1800	208-230	184T	NONE	I131	184TBDR7632	*			\$837	S1	25.0-24.1	16.22	d,1
	1800	208-230	184T	NONE	I1131	184TBDW7632	*			\$837	S1	22.0-20.0	15.19	1,13


C-Face with Rigid Base

HP	RPM	VOLTS	FRAME	OVER LOAD	CAT. NO.	MODEL NO.	STOCK	FORMER CAT. NO.	FORMER MODEL NO.	LIST PRICE	MULT. SYMB.	F.L. AMPS	"C" DIM.	FOOT NOTES
1 1/2	3600	115/208-230	56C	MANUAL	K212	56B34D2018				\$380	F1	14.8/8.0-7.4	11.72	
	1800	115/208-230	56HC	MANUAL	G290	56B17D5328				\$445	F1	13.2/7.2-6.6	11.94	5
2	3600	115/208-230	56HC	MANUAL	G294	56B34D5307				\$464	F1	16.8/9.4-8.4	11.44	5
	1800	115/208-230	56HC	MANUAL	K232	56B17D5322	*			\$554	F1	18.8/10.2-9.4	13.43	5
3	3600	208-230	56HC	MANUAL	K219	56B34D5336				\$591	F1	14.2-12.5	12.44	5
	1800	208-230	184TC	MANUAL	I1305	184TBDW7628		I305	184TBDR7628	\$689	S1	15.4-13.7	15.96	1,13
5	1800	208-230	184TC	MANUAL	I1308	184TBDW7634		I308	184TBDR7634	\$949	S1	25.0-24.1	16.96	1,13

DEFINITE PURPOSE

Pressure Washer, Single Phase

Totally Enclosed Fan Cooled



Features:

- Ball bearings, shaft end mechanically locked on C-face models
- Heavy gauge steel constructions
- Capacitor start/capacitor run design for higher efficiency, as noted
- Continuous duty, 1.15 Service Factor
- Manual reset thermal protector
- UL Recognized and CSA Certified

Rigid Base


HP	RPM	VOLTS	FRAME	CAT. NO.	MODEL NO.	STOCK	LIST PRICE	MULT. SYMB.	F.L. AMPS	"C" DIM.	FOOT NOTES
3/4	3600	115/208-230	56	G379	56C34F5309	★	\$259	F1	10.6/5.3-5.3	12.32	2,14
	1800	115/208-230	56	G356	56C17F5308	★	\$357	F1	11.0/5.4-5.5	12.32	2,14
1	3600	115/208-230	56	G390	56C34F5311	★	\$293	F1	12.4/6.7-6.2	12.32	2,14
	1800	115/208-230	56	G373	56C17F5311	★	\$374	F1	13.4/6.8-6.7	12.82	2,14
1 1/2	3600	115/208-230	56	K332	56B34F5303		\$397	F1	12.1/6.9-6.1	13.32	1,14
	1800	115/208-230	56H	G378	56B17F5302	★	\$429	F1	15.2/8.2-7.6	13.82	1,5,14
2	1800	115/230	145T	I702	145TBFR5336		\$550	S1	18.8/9.4	14.87	1,14

C-Face with Rigid Base

HP	RPM	VOLTS	FRAME	CAT. NO.	MODEL NO.	STOCK	LIST PRICE	MULT. SYMB.	F.L. AMPS	"C" DIM.	FOOT NOTES
1/2	1800	115/208-230	56C	G380	56C17F5957		\$330	F1	8.8/4.2-4.4	11.82	2
3/4	1800	115/208-230	56C	G381	56C17F5955	★	\$395	F1	11/5.4-5.5	12.32	2
1	1800	115/208-230	56C	G382	56C17F5956	★	\$413	F1	13.4/6.8-6.7	12.82	2
1 1/2	3600	115/208-230	56C	K612	56B34F5306	★	\$412	F1	12.1/6.9-6.0	13.32	1
	1800	115/208-230	56HC	G396	56B17F5310	★	\$471	F1	13.6/7.5-6.8	13.82	1,5
2	3600	115/230	56HC	K615	56B34F5312	★	\$489	F1	17.5/8.7	13.32	1,5
	1800	115/230	145TC	I311	145TBFR5333		\$666	S1	18.8/9.4	14.87	1
	1800	115/230	56HC	K319	56B17F5319	★	\$559	F1	18.8/9.4	14.82	1,5
3	3600	230	56HC	K618	56B34F5318	★	\$617	F1	11.8	14.82	1,5
	1800	230	184TC	I314	184TBFR7041	★	\$838	S1	13.7	17.61	d,1
	1800	230	184TC	I1314	184TBFW7041	★	\$838	S1	12.8	14.96	1,13
5	1800	230	184TC	I315	184TBFR7034	★	\$1,000	S1	21.0	18.72	d,1,17
	1800	230	184TC	I1315	184TBFW7034	★	\$1,000	S1	19.5	17.47	1,13,17

Woodworking/Power Tool, Single Phase

Totally Enclosed, Rigid Base



Applications: Replacement motors for table saws, planers, lathes, and other equipment found in the woodworking and metalworking trades. These totally enclosed, fan cooled motors are well suited for use in dusty and dirty environments or where wood or metal shavings are present.

- Features:**
- Capacitor start design for high starting torque with low amps
 - Double sealed ball bearings
 - Heavy gauge steel frame and base
 - 1.15 Service Factor
 - Manual reset thermal protector
 - Dependable, dust-proof centrifugal starting switch
 - On/off toggle switch and 8 foot cord with 115 volt plug included on 1/2 to 1-1/2 HP models
 - UL Recognized and CSA Certified

HP	RPM	VOLTS	FRAME	OVER LOAD	CAT. NO.	MODEL NO.	STOCK	LIST PRICE	MULT. SYMB.	F.L. AMPS	"C" DIM.	FOOT NOTES
1/2	1800	115/208-230	56	MANUAL	T010	56C17F5351		\$341	F1	8.8/4.2-4.4	11.82	2
3/4	3600	115/208-230	56	MANUAL	T013	56C34F5340	★	\$309	F1	10.6/5.3-5.3	12.32	2
	1800	115/208-230	56	MANUAL	T014	56C17F5350		\$399	F1	11.0/5.4-5.5	12.32	2
1	3600	115/208-230	56	MANUAL	T015	56C34F5339	★	\$343	F1	12.4/6.7-6.2	12.32	2
	1800	115/208-230	56	MANUAL	T016	56C17F5349	★	\$422	F1	13.4/6.8-6.7	12.82	d,2
1 1/2	3600	115/208-230	56	MANUAL	T017	56B34F5332	★	\$421	F1	14.2/7.7-7.1	12.82	1
	1800	115/208-230	56	MANUAL	T018	56B17F5328		\$513	F1	13.6/7.5-6.8	13.73	1
2	3600	115/230	56H	MANUAL	T019	56B34F5333	★	\$459	F1	17.5/8.7	13.41	1,5
	1800	115/230	56H	MANUAL	T030	56B17F5329	★	\$566	F1	18.8/9.4	14.82	1,5,d
3	3600	208-230	145T	MANUAL	T031	145TBFR5309	★	\$636	S1	13.1/11.8	14.87	1

50 Hertz, Three Phase

Dripproof, Rigid Base



- Features:**
- Ball bearings
 - 1.15 Service Factor
 - Nameplated 190-200-208/380-400-416 (except as noted)
 - 12 Lead delta capability
 - UL Recognized and CSA Certified

HP	RPM	VOLTS	FRAME	CAT. NO.	MODEL NO.	STOCK	LIST PRICE	MULT. SYMB.	NOM. EFF.	F.L. AMPS	"C" DIM.	FOOT NOTES
2	1500	220/380	145T	KG319	5K49UN8052	★	\$426	E6	81.5	6.4/3.7	14.24	d
	1500	190-208/380-416	145T	H952	145TTDR5647		\$426	E6	82.5	7.2-7.3/3.6-3.65	12.99	F,YD,5,14
3	1500	190-208/380-416	182T	H1953	182TTDW8353		\$474	E6	81.5	10.0-9.8/5.0-4.9	13.22	F,YD,25
5	1500	190-208/380-416	184T	H954	184TTDR9040	★	\$603	E6	82.5	16.2-15.6/8.1-7.8	14.72	d,F,YD,13,25
	1500	190-208/380-416	184T	H1954	184TTDW9040	★	\$603	E6	82.5	16.2-15.6/8.1-7.8	14.72	F,YD,13,25
7 1/2	1500	190-208/380-416	213T	H955	213TTDW7053		\$792	E6	85.5	22.6-19.0/9.5-11.3	17.30	YD
10	1500	190-208/380-416	215T	H956	215TTDW7053	★	\$942	E6	88.5	31.0-29.1/15.5-14.5	17.30	YD
15	1500	190-208/380-416	254T	H957	254TTDX8338		\$1,247	E6	88.5	46.0-44.0/23.0-22.0	22.32	F,YD

DEFINITE PURPOSE

REGAL-BELOIT SpinMaster™ AC Adjustable Speed Drives

Volts/Hertz Constant Torque, Micro Inverter



REGAL-BELOIT
SpinMaster®

Applications: Constant torque or constant horsepower applications. Typical applications include conveyors, packaging machinery, machine tool, printing equipment, and specialty equipment.

- Features:**
- Current limit to 180% with frequency foldback
 - Adjustable carrier frequency
 - Independent accel and decel adjustment
 - Adjustable DC injection braking
 - Programmable inputs
 - Fixed boost for high starting torque
 - UL Listed and UL Certified for Canada under File No. E197830
 - IP20 enclosure
 - Unlimited lead length with microMAX™, Black Max® or Blue Max®, AC motor
 - 2 year warranty

Single Phase Input / Three Phase Output

HP / kW	INPUT VOLTAGE	INPUT AMPS	OUTPUT AMPS 230 VAC	CAT. NO.	STOCK MODEL	LIST PRICE	MULT. SYMB.	APPROX. WGT. LBS.	HEIGHT	WIDTH	DEPTH	FOOT NOTES
									IN / MM	IN / MM	IN / MM	
.33 / .25	120	6.8	1.7	T201	★	\$345	D3	1.5	5.75/146	3.66/93	3.26/83	
.5 / .37	120	9.2	2.4	T202	★	\$375	D3	1.5	5.75/146	3.66/93	3.26/83	
1 / .75	120	16.6	4.2	T204	★	\$498	D3	2.7	5.75/146	4.52/115	4.88/124	
1.5 / 1.1	120	24.0	6.0	T205	★	\$565	D3	3.0	5.75/146	4.52/115	4.88/124	

Single Phase Input / Three Phase Output

HP / kW	INPUT VOLTAGE	INPUT AMPS	OUTPUT AMPS	CAT. NO.	STOCK MODEL	LIST PRICE	MULT. SYMB.	APPROX. WGT. LBS.	HEIGHT	WIDTH	DEPTH	FOOT NOTES
									IN / MM	IN / MM	IN / MM	
.33 / .25	208/240	3.9/3.4	1.9/1.7	T211		\$320	D3	2.0	5.75/146	3.66/93	3.26/83	
.5 / .37	208/240	5.8/5.0	2.8/2.4	T212	★	\$337	D3	2.0	5.75/146	3.66/93	3.26/83	
.75 / .55	208/240	6.9/6.0	3.7/3.2	T213		\$356	D3	2.6	5.75/146	3.66/93	3.63/92	
1 / .75	208/240	10.6/9.2	4.8/4.2	T214	★	\$375	D3	3.6	5.75/146	3.66/93	3.63/92	
1.5 / 1.1	208/240	13.9/12.0	6.9/6.0	T215	★	\$452	D3	4.0	5.75/146	4.52/115	4.88/124	
2 / 1.5	208/240	18.4/16.0	8.1/7.0	T216	★	\$530	D3	4.1	5.75/146	4.52/115	4.88/124	
3 / 2.2	208/240	24.0/21.0	11.0/9.6	T217	★	\$624	D3	4.9	5.75/146	4.52/115	5.53/140	

Three Phase Input / Three Phase Output

HP / kW	INPUT VOLTAGE	INPUT AMPS	OUTPUT AMPS	CAT. NO.	STOCK MODEL	LIST PRICE	MULT. SYMB.	APPROX. WGT. LBS.	HEIGHT	WIDTH	DEPTH	FOOT NOTES
									IN / MM	IN / MM	IN / MM	
.5 / .37	208/240	3.1/2.7	2.8/2.4	T222	★	\$320	D3	1.4	5.75/146	3.66/93	3.26/83	
1 / .75	208/240	5.8/5.1	4.8/4.2	T224	★	\$355	D3	1.7	5.75/146	3.66/93	3.63/92	
1.5 / 1.1	208/240	8.0/6.9	6.9/6.0	T225	★	\$422	D3	2.4	5.75/146	3.66/93	5.56/141	
2 / 1.5	208/240	9.1/7.9	8.1/7.0	T226	★	\$481	D3	2.5	5.75/146	3.66/93	5.56/141	
3 / 2.2	208/240	12.4/10.8	11.0/9.6	T227	★	\$533	D3	3	5.75/146	4.52/115	5.53/140	
5 / 3.7	208/240	19.6/17.1	17.5/15.2	T228	★	\$680	D3	4.6	5.75/146	4.52/115	6.74/171	FN
7.5 / 5.5	208/240	28.0/25.0	25.0/22.0	T229		\$939	D3	7.3	7.75/197	5.76/147	7.18/182	FN
10 / 7.5	208/240	34.0/32.0	30.0/28.0	T220		\$1,167	D3	7.5	7.75/197	5.76/147	7.18/182	FN
15 / 11	208/240	54.0/48.0	48.0/42.0	T221		\$1,720	D3	13.0	9.75/248	7.68/195	8.00/203	FN
.5 / .37	480	1.4	1.1	T232	★	\$427	D3	2.0	5.75/146	3.66/93	3.94/100	
1 / .75	480	2.5	2.1	T234	★	\$457	D3	2.4	5.75/146	3.66/93	4.74/120	
1.5 / 1.1	480	3.6	3.0	T235	★	\$496	D3	2.9	5.75/146	3.66/93	5.74/146	
2 / 1.5	480	4.0	3.4	T236	★	\$529	D3	3.1	5.75/146	3.66/93	5.74/146	
3 / 2.2	480	5.4	4.8	T237	★	\$581	D3	3.2	5.75/146	4.52/115	5.74/146	
5 / 3.7	480	8.8	7.8	T238	★	\$695	D3	4.6	5.75/146	4.52/115	6.74/171	FN
7.5 / 5.5	480	12.4	11	T239		\$903	D3	7.2	5.75/146	4.52/115	6.74/171	FN
10 / 7.5	480	15.8	14	T230		\$1,167	D3	7.5	7.75/197	5.76/147	7.18/182	FN
15 / 11	480	24.0	21	T231		\$1,272	D3	8.0	7.75/197	5.76/147	7.18/182	FN

REGAL-BELOIT SpinMaster™ Plus AC Adjustable Speed Drives

Volts/Hertz Constant Torque, Micro Inverter



REGAL-BELOIT
SpinMaster® plus

Applications: Constant torque or constant horsepower applications. Typical applications include conveyors, packaging machinery, machine tool, printing equipment, and specialty equipment.

- Features:**
- Current limit to 180% with frequency foldback
 - Adjustable carrier frequency
 - Independent accel and decel adjustment
 - RS-485 Communications
 - Adjustable DC injection braking
 - Programmable inputs
 - MODBUS protocol
 - Fixed boost for high starting torque
 - UL Listed and UL Certified for Canada under File No. E197830
 - IP20 enclosure
 - Unlimited lead length with microMAX™, Black Max® or Blue Max®, AC motor
 - 2 year warranty

Single or Three Phase Input / Three Phase Output

HP / kW	INPUT PHASE	INPUT VOLTAGE	INPUT AMPS	OUTPUT AMPS	CAT. NO.	STOCK MODEL	LIST PRICE	MULT. SYMB.	APPROX. WGT. LBS.	HEIGHT	WIDTH	DEPTH	FOOT NOTES
										IN / MM	IN / MM	IN / MM	
.25 / .20	1	208/240	3.6/3.2	1.6/1.4	T310		\$507	D3	1.9	5.75/146	3.66/93	3.94/100	
	3		1.9/1.7										
.5 / .37	1	208/240	5.4/4.7	2.5/2.2	T312	*	\$529	D3	1.9	5.75/146	3.66/93	3.94/100	
	3		3.1/2.7										
1 / .75	1	208/240	10.6/9.2	4.8/4.2	T314	*	\$570	D3	2.5	5.75/146	3.66/93	4.74/120	
	3		5.8/5.1										
1.5 / 1.1	1	208/240	13.9/12.0	6.9/6.0	T315		\$677	D3	3.5	5.75/146	4.52/115	5.24/133	
	3		8.0/6.9										
2 / 1.5	1	208/240	14.8/12.9	7.8/6.8	T316		\$749	D3	4.5	5.75/146	4.52/115	6.74/171	
	3		9.1/7.9										
3 / 2.2	1	208/240	19.7/17.1	11.0/9.6	T317	*	\$910	D3	4.8	5.75/146	4.52/115	6.74/161	FN
	3		12.4/10.8										
5 / 3.7	1	208/240	29/26	17.5/15.2	T318	*	\$1,247	D3	7.6	7.75/197	5.78/147	7.18/182	FN
	3		19.6/17.1										

Three Phase Input / Three Phase Output

HP / kW	INPUT VOLTAGE	INPUT AMPS	OUTPUT AMPS	CAT. NO.	STOCK MODEL	LIST PRICE	MULT. SYMB.	APPROX. WGT. LBS.	HEIGHT	WIDTH	DEPTH	FOOT NOTES
									IN / MM	IN / MM	IN / MM	
1 / .75	208/240	5.8/5.1	4.8/4.2	T324	*	\$525	D3	2.5	5.75/146	3.66/93	4.74/120	
1.5 / 1.1	208/240	8.0/6.9	6.9/6.0	T325		\$618	D3	3	5.75/146	3.66/93	5.74/146	
2 / 1.5	208/240	9.1/7.9	7.8/6.8	T326	*	\$681	D3	3.1	5.75/146	3.66/93	5.74/146	FN
3 / 2.2	208/240	12.4/10.8	11.0/9.6	T327	*	\$812	D3	3.2	5.75/146	3.66/93	5.74/146	FN
5 / 3.7	208/240	19.6/17.1	17.5/15.2	T328		\$1,045	D3	4.6	5.75/146	4.52/115	6.74/171	FN
7.5 / 5.5	208/240	28.0/25.0	25.0/22.0	T329	*	\$1,427	D3	7.3	7.75/197	5.78/147	7.18/182	FN
10 / 7.5	208/240	34.0/32.0	30.0/28.0	T330		\$1,705	D3	7.5	7.75/197	5.78/147	7.18/182	FN
15 / 11	208/240	54.0/48.0	48.0/42.0	T331	*	\$2,209	D3	13	9.75/248	7.68/195	8.00/203	FN
20 / 15	208/240	65.0/61.0	58.0/54.0	T333	*	\$2,710	D3	13.5	9.75/248	7.68/195	8.00/203	d, FN

Continued on next page.

REGAL-BELOIT SpinMaster™ Plus AC Adjustable Speed Drives

Volts/Hertz Constant Torque, Micro Inverter

Three Phase Input / Three Phase Output

HP / kW	INPUT VOLTAGE	INPUT AMPS	OUTPUT AMPS	CAT. NO.	STOCK MODEL	LIST PRICE	MULT. SYMB.	APPROX. WGT. LBS.	HEIGHT	WIDTH	DEPTH	FOOT NOTES
									IN / MM	IN / MM	IN / MM	
.5 / .37	480	1.4	1.1	T332	*	\$591	D3	1.9	5.75/146	3.66/93	3.94/100	
1 / .75	480	2.5	2.1	T334	*	\$637	D3	2.4	5.75/146	3.66/93	4.74/120	
1.5 / 1.1	480	3.6	3.0	T335	*	\$696	D3	2.9	5.75/146	3.66/93	5.74/146	
2 / 1.5	480	4.0	3.4	T336	*	\$768	D3	3.1	5.75/146	3.66/93	5.74/146	
3 / 2.2	480	5.4	4.8	T337	*	\$858	D3	3.2	5.75/146	3.66/93	5.74/146	FN
5 / 3.7	480	8.6	7.6	T338	*	\$1,094	D3	4.6	5.75/146	4.52/115	6.74/171	FN
7.5 / 5.5	480	12.4	11.0	T339	*	\$1,427	D3	7.2	7.75/197	5.78/147	7.18/182	FN
10 / 7.5	480	15.8	14.0	T340	*	\$1,705	D3	7.5	7.75/197	5.78/147	7.18/182	FN
15 / 11	480	24.0	21.0	T341	*	\$2,166	D3	13.3	9.75/248	7.68/195	8.00/203	FN
20 / 15	480	31.0	27.0	T342	*	\$2,652	D3	13.5	9.75/248	7.68/195	8.00/203	FN
25 / 18.5	480	38.0	34.0	T343	*	\$3,156	D3	13.8	9.75/248	7.68/195	8.00/203	FN
30 / 22.4	480	45.0	40.0	T344	*	\$3,669	D3	14.5	9.75/248	7.68/195	8.00/203	FN
1 / .75	575	2.0	1.7	T354	*	\$681	D3	2.4	5.75/146	3.66/93	4.74/120	
2 / 1.5	575	3.5	3.0	T356	*	\$816	D3	3.1	5.75/146	3.66/93	5.74/146	
3 / 2.2	575	4.7	4.2	T357	*	\$969	D3	4.1	5.75/146	4.52/115	6.74/171	FN
5 / 3.7	575	7.4	6.6	T358	*	\$1,185	D3	4.7	5.75/146	4.52/115	6.74/171	FN
7.5 / 5.5	575	11.2	9.9	T359	*	\$1,539	D3	7.1	7.75/197	5.78/147	7.18/182	FN
10 / 7.5	575	13.7	12.2	T360	*	\$1,824	D3	7.4	7.75/197	5.78/147	7.18/182	FN
15 / 11	575	22.0	19.0	T361	*	\$2,389	D3	13.3	9.75/248	7.68/195	8.00/203	FN
20 / 15	575	27.0	24.0	T362	*	\$2,922	D3	13.5	9.75/248	7.68/195	8.00/203	FN
25 / 18.5	575	31.0	27.0	T363	*	\$3,456	D3	13.8	9.75/248	7.68/195	8.00/203	FN

AC DRIVES

SpinMaster Plus Drive Options

Add the suffix Letter to the SpinMaster™ Plus Catalog #.
(Available on the SpinMaster™ Plus series as a build-up ONLY)

DESCRIPTION	PART # SUFFIX ADD TO SMP CAT NO.	STOCK MODEL	LIST PRICE ADDER
PI Set-point Control Function	P		\$70
High Frequency Output (1000 Hz)	V		\$70

REGAL-BELOIT SpinMaster™ VMax AC Adjustable Speed Drives

Sensorless Vector Constant Torque, Micro Inverter



REGAL-BELOIT
SpinMaster™ VMax

Applications: Constant torque or constant horsepower applications. Typical applications include conveyors, packaging machinery, machine tool, printing equipment, and specialty equipment.

- Features:**
- Current limit to 200% with frequency foldback
 - Full output torque at 1Hz
 - Auto Tuning
 - Independent accel and decel adjustment
 - Adjustable DC injection braking
 - Programmable inputs/outputs
 - UL Listed and UL Certified for Canada under File No. E197830
 - IP20 enclosure
 - Unlimited lead length with microMAX™, Black Max® or Blue Max®, AC motor
 - 2 year warranty

Single or Three Phase Input / Three Phase Output

HP / kW	INPUT PHASE	INPUT VOLTAGE	INPUT AMPS	OUTPUT AMPS	CAT. NO.	STOCK MODEL	LIST PRICE	MULT. SYMB.	APPROX. WGT. LBS.	HEIGHT	WIDTH	DEPTH	FOOT NOTES
										IN / MM	IN / MM	IN / MM	
.5 / .37	1	208/240	5.4/4.7	2.5/2.2	T2112	★	\$532	D3	2	5.75/146	3.64/93	3.94/100	
	3		3.1/2.7										
1 / .75	1	208/240	10.6/9.2	4.8/4.2	T2114		\$599	D3	2.5	5.75/146	3.64/93	4.74/120	
	3		5.8/5.1										
1.5 / 1.1	1	208/240	13.9/12.0	6.9/6.0	T2115		\$711	D3	3.5	5.75/146	4.52/115	5.24/133	
	3		8.0/6.9										
2 / 1.5	1	208/240	14.8/12.9	7.8/6.8	T2116		\$786	D3	4.5	5.75/146	4.52/115	6.74/171	
	3		9.1/7.9										
3 / 2.2	1	208/240	19.7/17.1	11.0/9.6	T2117	★	\$956	D3	5	5.75/146	4.52/115	6.74/161	d, FN
	3		12.4/10.8										

Three Phase Input / Three Phase Output

HP / kW	INPUT VOLTAGE	INPUT AMPS	OUTPUT AMPS	CAT. NO.	STOCK MODEL	LIST PRICE	MULT. SYMB.	APPROX. WGT. LBS.	HEIGHT	WIDTH	DEPTH	FOOT NOTES
									IN / MM	IN / MM	IN / MM	
1 / .75	208/240	5.8/5.1	4.8/4.2	T2214		\$551	D3	2.5	5.75/146	3.66/93	4.74/120	
1.5 / 1.1	208/240	8.0/6.9	6.9/6.0	T2215		\$649	D3	3	5.75/146	3.66/93	5.74/146	
2 / 1.5	208/240	9.1/7.9	7.8/6.8	T2216		\$715	D3	3.1	5.75/146	4.52/115	6.74/171	FN
3 / 2.2	208/240	12.4/10.8	11.0/9.6	T2217		\$853	D3	3.2	5.75/146	4.52/115	6.74/171	FN
5 / 3.7	208/240	19.6/17.1	17.5/15.2	T2218		\$1,097	D3	4.6	5.75/146	4.52/115	6.74/171	FN
7.5 / 5.5	208/240	28.0/25.0	25.0/22.0	T2219		\$1,498	D3	7.3	7.75/197	5.78/147	7.18/182	FN
10 / 7.5	208/240	34.0/32.0	30.0/28.0	T2220	★	\$1,790	D3	7.5	7.75/197	5.78/147	7.18/182	FN
.5 / .37	480	1.4	1.1	T2412		\$621	D3	1.9	5.75/146	3.66/93	4.74/120	
1 / .75	480	2.5	2.1	T2414		\$669	D3	2.4	5.75/146	3.66/93	4.74/120	
1.5 / 1.1	480	3.6	3.0	T2415		\$731	D3	2.9	5.75/146	3.66/93	5.74/146	
2 / 1.5	480	4.0	3.4	T2416	★	\$806	D3	3.1	5.75/146	3.66/93	5.74/146	FN
3 / 2.2	480	5.4	4.8	T2417		\$901	D3	3.2	5.75/146	3.66/93	5.74/146	FN
5 / 3.7	480	8.8	7.6	T2418		\$1,149	D3	4.6	5.75/146	4.52/115	6.74/171	FN
7.5 / 5.5	480	12.4	11.0	T2419	★	\$1,498	D3	7.2	7.75/197	5.78/147	7.18/182	FN
10 / 7.5	480	15.8	14.0	T2420		\$1,790	D3	7.5	7.75/197	5.78/147	7.18/182	FN
1 / .75	575	2.0	1.7	T2514		\$715	D3	2.4	5.75/146	4.52/115	5.24/133	
2 / 1.5	575	3.5	3.0	T2516		\$857	D3	3.1	5.75/146	4.52/115	6.74/171	
3 / 2.2	575	4.7	4.2	T2517		\$1,017	D3	4.1	5.75/146	4.52/115	6.74/171	FN
5 / 3.7	575	7.4	6.6	T2518	★	\$1,244	D3	4.7	5.75/146	4.52/115	6.74/171	FN
7.5 / 5.5	575	11.2	9.9	T2519		\$1,616	D3	7.1	7.75/197	5.76/147	7.18/182	FN
10 / 7.5	575	13.7	12.2	T2520		\$1,915	D3	7.4	7.75/197	5.76/147	7.18/182	FN

REGAL-BELOIT SpinMaster™, SpinMaster™ Plus and SpinMaster™ VMax AC Adjustable Speed Drives

Product Feature Directory

FEATURE DESCRIPTION	SpinMaster™	SpinMaster™ Plus	SpinMaster™ VMAX
GENERAL DESIGN FEATURES			
RATINGS & SPECIFICATIONS			
INPUT VOLTAGE / HP RANGE	0.33 - 1.5 Hp (0.25 - 1.1 kW)	N/A	N/A
(+10%,-15%) 1Ø 20 Vac	0.33 - 15 Hp (0.25 - 11 kW)	0.25 - 20Hp (0.18 - 15kW)	0.5 - 10 Hp (0.37 - 7.5 kW)
1Ø or 3 Ø 208/240 Vac	0.5 - 15 Hp (0.37 - 11 kW)	0.5 - 30 Hp (0.37 - 22 kW)	0.5 - 10 Hp (0.37 - 7.5 kW)
3 Ø 400/480 Vac	N/A	1 - 25Hp (0.75 - 18.5kW)	0.5 - 10 Hp (0.37 - 7.5 kW)
3 Ø 480/590 Vac			
OUTPUT FREQUENCY	0 - 240 Hz	0 - 240 Hz (1000 Hz option)	0 - 240 Hz
CARRIER FREQUENCY	4kHz to 10kHz (2kHz steps)	4kHz to 10kHz (2kHz steps)	2kHz, 4kHz, & 8kHz
OVERLOAD CAPACITY (60 SECONDS)	150%	150%	150%
TORQUE RATING	CONSTANT / 10:1	CONSTANT / 10:1	CONSTANT / 2000:1
DRIVE TYPE	V/Hz	V/Hz	VECTOR (sensorless)
AMBIENT TEMPERATURE	0 - 40°C	0 - 50°C	0 - 50°C
ENCLOSURE TYPES			
IP20 (CHASSIS)	STANDARD	STANDARD	STANDARD
COOLING	CONVECTION or HEAT SINK FAN	CONVECTION or HEAT SINK FAN	CONVECTION or HEAT SINK FAN
PERFORMANCE FEATURES			
PI SETPOINT CONTROL	N/A	OPTION	N/A
SLIP COMPENSATION	STANDARD	STANDARD	STANDARD
REVERSE ROTATION	STANDARD	STANDARD	STANDARD
DC INJECTION BRAKING UP TO 30% VOLTAGE	UP TO 3600 SECONDS	UP TO 3600 SECONDS	UP TO 999.9 SECONDS
2nd ADJUSTABLE ACCEL/DECCEL	STANDARD	STANDARD	STANDARD
2nd STOP COMMAND (e.g. FAST STOP)	STANDARD	STANDARD	STANDARD
RE-START INTO SPINNING MOTOR	STANDARD	STANDARD	STANDARD
BIPOLEAR SPEED REFERENCE	N/A	N/A	STANDARD
INPUT/OUTPUT INTERFACE AND OTHER FEATURES			
SPEED REFERENCE INPUTS			
KEYPAD	STANDARD	STANDARD	STANDARD
POTENTIOMETER	STANDARD	STANDARD	STANDARD
4 - 20mA	STANDARD	STANDARD	STANDARD
0 - 10 VDC	STANDARD	STANDARD	STANDARD
MOTOR OPERATED POT (MOP)	STANDARD	STANDARD	STANDARD
PRESET SPEEDS	7	7	7
ANALOG OUTPUTS			
0 - 10 VDC: SPEED or LOAD	N/A	STANDARD	STANDARD
2 - 10 VDC: SPEED or LOAD*	N/A	STANDARD	STANDARD
DIGITAL OUTPUTS			
PROGRAMMABLE STATUS INDICATIONS (e.g. RUN, FAULT, AT SPEED, etc.)	STANDARD	STANDARD	STANDARD
RELAY OUTPUTS	1 (Form A)	N/A	N/A
OPEN-COLLECTOR OUTPUTS	1	2	2
12 VDC POWER SUPPLY FOR AUX. RELAY	STANDARD	STANDARD	STANDARD
KEYPAD & DISPLAY FUNCTIONS			
DISPLAY TYPE	3 DIGIT LED	3 DIGIT LED	3 DIGIT LED
FREQUENCY (SPEED) DISPLAY	STANDARD	STANDARD	STANDARD
MOTOR LOAD DISPLAY	STANDARD	STANDARD	STANDARD
MOTOR VOLTAGE DISPLAY	STANDARD	STANDARD	STANDARD
DC BUS VOLTAGE DISPLAY	STANDARD	STANDARD	STANDARD
SERIAL COMMUNICATIONS			
RS - 232	N/A	N/A	N/A
RS - 485	N/A	STANDARD	STANDARD
MODBUS PROTOCOL	N/A	STANDARD	STANDARD
CONTROL I/O	11 ISOLATED TERMINALS	18 ISOLATED TERMINALS	18 ISOLATED TERMINALS
REMOTE KEYPAD (NEMA 4X)	OPTION	OPTION	OPTION
DYNAMIC BRAKING	OPTION	OPTION	OPTION
EPM PROGRAMMER COMPATIBLE	STANDARD	STANDARD	STANDARD

* 2 - 10 VDC signals can be converted to 4 - 20 mA by adding series resistance such that the total circuit resistance is 500 ohms.

Items in **BOLD BLUE** indicate key product differences.

REGAL-BELOIT SpinMaster™, SpinMaster™ Plus, and SpinMaster™ VMax AC Adjustable Speed Drives


Micro Inverter Accessories / Options



Electronic Programming Unit

Electronic Programming Unit allows off-line setup and replication of the drive's plug-in electronic programming module. RS-232 serial port allows downloading of configuration files from a PC


CAT. NO.	STOCK MODEL	DESCRIPTION	LIST PRICE	MULT. SYMB.	APPROX. WGT. LBS.
T915	*	EPM programmer	\$729	D3	2



Dynamic Braking Module

Dynamic braking module through 10 HP, includes brake resistors and the control electronics in a convenient package. Modules can be panel or DIN rail mounted.

HP	CAT. NO.	STOCK MODEL	VOLTAGE	LIST PRICE	MULT. SYMB.	APPROX. WGT. LBS.
.25 - .50	T931	*	208/240	\$233	D3	2
1 - 1.5	T933	*	208/240	\$272	D3	3
2 - 3	T935	*	208/240	\$370	D3	4
5	T936	*	208/240	\$482	D3	5
7.5	T937		208/240	\$609	D3	6
10	T938		208/240	\$735	D3	8
.25 - .50	T941	*	480	\$233	D3	2
1 - 1.5	T943	*	480	\$272	D3	3
2 - 3	T945	*	480	\$370	D3	4
5	T946	*	480	\$482	D3	5
7.5	T947		480	\$609	D3	6
10	T948		480	\$735	D3	8
1 - 1.5	T953	*	575	\$272	D3	3
2 - 3	T955	*	575	\$370	D3	4
5	T956	*	575	\$482	D3	5
7.5	T957		575	\$609	D3	6
10	T958		575	\$735	D3	8



DIN Rail Mounting Kits

Steel plates and fasteners for mounting AC drives or Dynamic Brake Modules on standard 35 mm DIN rails for panel building. Set of 6.


CAT. NO.	STOCK MODEL	DESCRIPTION	LIST PRICE	MULT. SYMB.	APPROX. WGT. LBS.
T900	*	For 3.66" widths	\$132	D3	3
T901	*	For 3.66" or 4.52" widths	\$166	D3	3
T902	*	For 5.78" widths	\$198	D3	3



EPM Bulk Pack

Plug-in electronic programming modules (EPM) allows off-line setup and replication of program using electronic programming unit. Set of 10.

CAT. NO.	STOCK MODEL	DESCRIPTION	LIST PRICE	MULT. SYMB.	APPROX. WGT. LBS.
T916	*	EPM bulk pack	\$142	D3	1



Remote Keypad

Remote keypad kit includes 8 foot connecting cable and gasket. Remote keypads are not interchangeable between drives.

CAT. NO.	STOCK MODEL	DESCRIPTION	LIST PRICE	MULT. SYMB.	APPROX. WGT. LBS.
T920	*	For SpinMaster™	\$152	D3	2
T921	*	For SpinMaster™ Plus	\$187	D3	2
T922	*	For SpinMaster™ VMax	\$208	D3	2

Dynamic Braking Modules*

HP	CAT. NO.	STOCK MODEL	VOLTAGE	LIST PRICE	MULT. SYMB.	APPROX. WGT. LBS.
15 - 20	T939		208/240	\$314	D3	10
15 - 30	T949		480	\$314	D3	10
15 - 25	T959		575	\$314	D3	10

*Dynamic braking resistors are sold and mounted separately.

Dynamic Braking Resistors**

HP	CAT. NO.	STOCK MODEL	VOLTAGE	LIST PRICE	MULT. SYMB.	APPROX. WGT. LBS.
15 - 20	T969		208/240	\$345	D3	1
15 - 20	T969		480	\$345	D3	1
15 - 20	T970		575	\$345	D3	1
25 - 30	T971		480	\$583	D3	1
25 - 30	T972		575	\$583	D3	1

**Dynamic braking resistors are provided with mounting brackets.

Dynamic Braking Module Sizes

HP	HEIGHT	WIDTH	DEPTH
	IN/MM	IN/MM	IN/MM
.25 - 1.5	4.6/117	3.1/79	3.1/79
2 - 3	4.6/117	3.1/79	4.3/109
5	4.6/117	3.1/79	5.6/142
7.5 - 10	4.6/117	4.2/107	6.7/170
15 - 30	4.6/117	3.1/79	3.1/79

REGAL-BELOIT SpinMaster™ Micro AC Adjustable Speed Drives

Constant Torque, NEMA 1 Inverter



REGAL-BELOIT
SpinMaster®

Applications: Constant torque or constant horsepower applications. Typical applications include conveyors, packaging machinery, machine tool, printing equipment, and specialty equipment.

- Features:**
- NEMA 1 enclosure with epoxy finish
 - Current limit to 180% with frequency foldback
 - Adjustable carrier frequency
 - Independent accel and decel times
 - Adjustable DC injection braking
 - Serial Communication interface
 - Programmable inputs/outputs
 - UL Listed and UL Certified for Canada under File No. E197830
 - 2 year warranty

Single Phase Input / Three Phase Output

HP / kW	INPUT VOLTAGE	INPUT AMPS	OUTPUT AMPS	CAT. NO.	STOCK MODEL	LIST PRICE	MULT. SYMB.	APPROX. WGT. LBS.	HEIGHT	WIDTH	DEPTH	FOOT NOTES
									IN / MM	IN / MM	IN / MM	
.25 / .19	120/240	6.0/3.0	1.4	T1110		\$757	D3	5	7.50/190	4.70/119	3.33/85	
.50 / .38	120/240	9.2/4.6	2.2	T1112	*	\$914	D3	7	7.50/190	6.12/3.63	3.63/92	
1 / .75	120/240	16.2/8.1	4.0	T1114	*	\$921	D3	7	7.50/190	6.12/3.63	4.22/107	
1.5 / 1.1	120/240	21/10.4	5.2	T1115	*	\$1,020	D3	7	7.50/190	6.12/3.63	4.22/107	
2 / 1.5	240	14.9	6.8	T1116	*	\$973	D3	9	7.50/190	6.12/3.63	5.12/130	
3 / 2.2	240	21.0	9.6	T1117	*	\$1,072	D3	9	7.50/190	6.12/3.63	5.12/130	

Three Phase Input / Three Phase Output

HP / kW	INPUT VOLTAGE	INPUT AMPS	OUTPUT AMPS 200/230 VAC	CAT. NO.	STOCK MODEL	LIST PRICE	MULT. SYMB.	APPROX. WGT. LBS.	HEIGHT	WIDTH	DEPTH	FOOT NOTES
									IN / MM	IN / MM	IN / MM	
.50 / .38	208/240	3.1/2.7	2.5/2.2	T1212	*	\$801	D3	6	7.50/190	4.70/119	3.63/92	
1 / .75	208/240	5.5/4.8	4.6/4.0	T1214	*	\$842	D3	6	7.50/190	4.70/119	4.33/110	
1.5 / 1.1	208/240	7.1/6.2	6.0/5.2	T1215	*	\$882	D3	6	7.50/190	4.70/119	4.33/110	
2 / 1.5	208/240	9.3/8.1	7.8/6.8	T1216	*	\$943	D3	9	7.50/190	6.12/3.63	5.12/130	
3 / 2.2	208/240	12.9/11.3	11.0/9.6	T1217	*	\$1,014	D3	9	7.50/190	6.12/3.63	5.12/130	
5 / 3.7	208/240	20.4/17.7	17.5/15.2	T1218	*	\$1,198	D3	11	7.88/200	6.12/3.63	5.94/151	
7.5 / 5.5	208/240	29.9/26.0	25.3/22.0	T1219	*	\$1,731	D3	13	9.38/238	7.86/200	6.84/174	FN
10 / 7.5	208/240	36.8/32.0	32.2/28.0	T1220	*	\$2,295	D3	15	11.25/286	7.86/200	6.84/174	FN
15 / 11	208/240	55.2/48.0	48.3/42.0	T1221	*	\$3,028	D3	19	12.75/324	7.86/200	6.84/174	FN
20 / 15	208/240	70.0/61.0	62.0/54.0	T1222	*	\$4,110	D3	21	12.75/324	10.26/261	7.74/197	FN
25 / 18.5	208/240	89.0/77.0	78.0/68.0	T1223	*	\$4,977	D3	38	15.75/400	10.26/261	8.35/212	FN
30 / 22	208/240	104/90.0	92.0/80.0	T1224	*	\$5,973	D3	44	15.75/400	10.26/261	8.35/212	FN
1 / .75	480	2.4	2.0	T1414	*	\$1,011	D3	6	7.50/190	4.70/119	3.63/92	
2 / 1.5	480	4.1	3.4	T1416	*	\$1,109	D3	7	7.50/190	6.12/3.63	4.22/107	
3 / 2.2	480	5.7	4.8	T1417	*	\$1,198	D3	9	7.50/190	6.12/3.63	5.12/130	
5 / 3.7	480	8.9	7.6	T1418	*	\$1,347	D3	9	7.50/190	6.12/3.63	5.12/130	
7.5 / 5.5	480	12.8	11.0	T1419	*	\$1,831	D3	11	9.38/238	7.86/200	6.25/159	
10 / 7.5	480	15.9	14.0	T1420	*	\$2,487	D3	13	9.38/238	7.86/200	6.84/174	FN
15 / 11	480	24.0	21.0	T1421	*	\$3,195	D3	15	11.25/286	7.86/200	6.84/174	FN
20 / 15	480	31.0	27.0	T1422	*	\$4,240	D3	17	12.75/324	7.86/200	6.84/174	FN
25 / 18.5	480	38.0	34.0	T1423	*	\$4,999	D3	21	12.75/324	10.26/261	7.74/197	FN
30 / 22	480	45.0	40.0	T1424	*	\$5,443	D3	21	12.75/324	10.26/261	7.74/197	FN
40 / 30	480	59.0	52.0	T1425	*	\$6,273	D3	35	15.75/400	10.26/261	8.35/212	FN
50 / 37.5	480	74.0	65.0	T1426	*	\$7,647	D3	44	19.75/502	10.26/261	8.55/217	FN
60 / 44	480	87.0	77.0	T1427	*	\$8,400	D3	44	19.75/502	10.26/261	8.55/217	FN
2 / 1.5	575	3.3	2.7	T1516	*	\$1,238	2.7	7	7.50/190	6.12/3.63	4.22/107	

AC DRIVES

REGAL-BELOIT SpinMaster™ PowerWash™ AC Adjustable Speed Drives

Constant Torque, Washdown NEMA 4, NEMA 4X and NEMA 12, Inverter



Applications: Constant torque applications. Typical applications include machinery found in food processing, dairies, slaughter houses, beverage plants, car washes, and other high humidity or wet environments.

- Features:**
- **NEMA 4:** Dust and water-tight
 - **NEMA 4X:** Stainless steel enclosure, dust and water-tight
 - **NEMA 12:** With cooling fan
 - Current limit to 180% with frequency foldback
 - Adjustable carrier frequency
 - Independent accel and decel times
 - Adjustable DC injection braking
 - Serial Communication interface
 - Programmable inputs/outputs
 - UL Listed and UL Certified for Canada under File No. E197830
 - 2 year warranty

REGAL-BELOIT
SpinMaster®

Single Phase Input / Three Phase Output

HP / kW	INPUT VOLTAGE	INPUT AMPS	OUTPUT AMPS 200 / 230 VAC	CAT. NO.	STOCK MODEL	LIST PRICE	MULT. SYMB.	APPROX. WGT. LBS.	HEIGHT	WIDTH	DEPTH	NEMA ENCL.
									IN / MM	IN / MM	IN / MM	
.25 / .19	120 / 240	6.0 / 3.0	1.4	T400		\$1,056	D3	7	7.88 / 200	6.12 / 155	3.63 / 92	4
				T410		\$1,305					3.33 / 85	4X
.50 / .38	120 / 240	9.2 / 4.6	2.2	T402		\$1,154	D3	8	7.88 / 200	7.86 / 200	3.75 / 95	4
				T412		\$1,451					3.63 / 92	4X
1 / .75	120 / 240	16.2 / 8.1	4.0	T404	*	\$1,262	D3	11	7.88 / 200	7.86 / 200	4.90 / 124	4
				T414		\$1,555					4.22/107	4X
1.5 / 1.1	120 / 240	21 / 10.4	5.2	T405		\$1,484	D3	11	7.88 / 200	7.86 / 200	4.90 / 124	4
				T415		\$1,912					4.22/107	4X
2 / 1.5	240	14.9	6.8	T406		\$1,343	D3	11	7.88 / 200	7.86 / 200	4.90 / 124	4
				T416		\$1,635					5.12/130	4X
3 / 2.2	240	21.0	9.6	T407		\$1,423	D3	13	7.88 / 200	7.86 / 200	5.90 / 150	4
				T407		\$1,715					5.12/130	4X

Three Phase Input / Three Phase Output

HP / kW	INPUT VOLTAGE	INPUT AMPS	OUTPUT AMPS	CAT. NO.	STOCK MODEL	LIST PRICE	MULT. SYMB.	APPROX. WGT. LBS.	HEIGHT	WIDTH	DEPTH	NEMA ENCL.
									IN / MM	IN / MM	IN / MM	
.50 / .38	208 / 240	3.1 / 2.7	2.5 / 2.2	T422	*	\$1,136	D3	8	7.88 / 200	6.12 / 155	4.35 / 110	4
				T452		\$1,334					4X	
1 / .75	208 / 240	5.5 / 4.8	4.6 / 4.0	T424	*	\$1,233	D3	8	7.88 / 200	6.12 / 155	4.35 / 110	4
				T454	*	\$1,431					d,4X	
1.5 / 1.1	208 / 240	7.1 / 6.2	6.0 / 5.2	T425	*	\$1,250	D3	9	7.88 / 200	6.12 / 155	5.25 / 133	d,4
				T455		\$1,498					4X	
2 / 1.5	208 / 240	9.3 / 8.1	7.8 / 6.8	T426	*	\$1,322	D3	11	7.88 / 200	7.86 / 200	4.90 / 124	4
				T456		\$1,588					4X	
3 / 2.2	208 / 240	12.9 / 11.3	11.0 / 9.6	T427	*	\$1,429	D3	12	7.88 / 200	7.86 / 200	4.90 / 124	4
				T457		\$1,668					4X	
5 / 3.7	208 / 240	20.4 / 17.7	17.5 / 15.2	T428	*	\$1,763	D3	26	9.75 / 247	10.26 / 261	7.20 / 183	4
				T458		\$2,323					4X	
7.5 / 5.5	208 / 240	29.9 / 26.0	25.3 / 22.0	T429		\$2,445	D3	26	11.75 / 298	10.26 / 261	8.35 / 212	4
				T459		\$2,859					4X	
10 / 7.5	208 / 240	36.8 / 32.0	32.2 / 28.0	T430		\$3,085	D3	31	13.75 / 349	10.26 / 261	8.35 / 212	4
				T460		\$3,566					4X	
15 / 11	208 / 240	55.2 / 48.0	48.3 / 42.0	T431		\$3,720	D3	35	15.75 / 400	10.26 / 261	8.35 / 212	4
				T461		\$4,358					4X	
20 / 15	208 / 240	70.0 / 61.0	62.0 / 54.0	T532		\$4,775	D3	35	15.75 / 400	10.26 / 261	8.35 / 212	12
25 / 18.5	208 / 240	89.0 / 77.0	78.0 / 68.0	T533		\$6,544	D3	45	20.25 / 514	10.26 / 261	8.35 / 212	12
30 / 22	208 / 240	104 / 90.0	92.0 / 80.0	T534		\$6,934	D3	45	20.25 / 514	10.26 / 261	8.35 / 212	12

Continued on next page.

REGAL-BELOIT SpinMaster™ PowerWash™ AC Adjustable Speed Drives

Constant Torque, Washdown NEMA 4, NEMA 4X and NEMA 12, Inverter

Three Phase Input / Three Phase Output

HP / kW	INPUT VOLTAGE	INPUT AMPS	OUTPUT AMPS	CAT. NO.	STOCK MODEL	LIST PRICE	MULT. SYMB.	APPROX. WGT. LBS.	HEIGHT	WIDTH	DEPTH	NEMA ENCL.
									IN / MM	IN / MM	IN / MM	
1 / .75	480	2.4	2.0	T434	*	\$1,390	D3	8	7.88 / 200	6.12 / 155	4.35 / 110	4
				T464	*	\$1,573						d,4X
2 / 1.5	480	4.1	3.4	T436	*	\$1,534	D3	11	7.88 / 200	7.86 / 200	4.90 / 124	4
				T466	*	\$1,781						4X
3 / 2.2	480	5.7	4.8	T437	*	\$1,643	D3	11	7.88 / 200	7.86 / 200	4.90 / 124	4
				T467	*	\$1,912						4X
5 / 3.7	480	8.9	7.6	T438	*	\$1,817	D3	12	7.88 / 200	7.86 / 200	5.90 / 150	4
				T468	*	\$2,182						4X
7.5 / 5.5	480	12.8	11.0	T439		\$2,303	D3	26	9.75 / 247	10.26 / 261	7.20 / 183	4
				T469		\$2,959						4X
10 / 7.5	480	15.9	14.0	T440		\$3,071	D3	26	11.75 / 298	10.26 / 261	8.35 / 212	4
				T470		\$3,666						4X
15 / 11	480	24.0	21.0	T441		\$3,825	D3	31	13.75 / 349	10.26 / 261	8.35 / 212	4
				T471		\$4,386						4X
20 / 15	480	31.0	27.0	T442		\$4,906	D3	35	15.75 / 400	10.26 / 261	8.35 / 212	4
				T472		\$5,414						4X
25 / 18.5	480	38.0	34.0	T543		\$5,664	D3	35	15.75 / 400	10.26 / 261	8.35 / 212	12
30 / 22	480	45.0	40.0	T544		\$6,190	D3	36	15.75 / 400	10.26 / 261	8.35 / 212	12
40 / 30	480	59.0	52.0	T545		\$7,160	D3	45	20.25 / 514	10.26 / 261	8.35 / 212	12
50 / 37.5	480	74.0	65.0	T546		\$8,310	D3	58	21.00 / 533	13.72 / 348	8.35 / 212	12
60 / 44	480	87.0	77.0	T547		\$9,356	D3	80	21.00 / 533	13.72 / 348	8.35 / 212	12
1 / .75	575	1.9	1.6	T444		\$1,512	D3	8	7.88 / 200	6.12 / 155	4.35 / 110	4
				T474		\$1,709						4X
2 / 1.5	575	3.3	2.7	T446	*	\$1,687	D3	11	7.88 / 200	7.86 / 200	4.90 / 124	4
				T476	*	\$1,908						4X
3 / 2.2	575	4.6	3.9	T447		\$1,839	D3	11	7.88 / 200	7.86 / 200	4.90 / 124	4
				T477		\$2,063						4X
5 / 3.7	575	7.1	6.1	T448	*	\$1,980	D3	12	7.88 / 200	7.86 / 200	5.90 / 150	4
				T478	*	\$2,335						4X
7.5 / 5.5	575	10.5	9.0	T449		\$2,723	D3	26	9.75 / 247	10.26 / 261	7.20 / 183	4
				T479		\$3,156						4X
10 / 7.5	575	12.5	11.0	T450		\$3,571	D3	26	11.75 / 298	10.26 / 261	8.35 / 212	4
				T480		\$4,052						4X
15 / 11	575	19.3	17.0	T451		\$4,314	D3	31	13.75 / 349	10.26 / 261	8.35 / 212	4
				T481		\$4,867						4X
20 / 15	575	25.0	22.0	T453		\$5,251	D3	35	15.75 / 400	10.26 / 261	8.35 / 212	4
				T483		\$5,883						4X
25 / 18.5	575	31.0	27.0	T553		\$6,262	D3	35	15.75 / 400	10.26 / 261	8.35 / 212	12
30 / 22	575	36.0	32.0	T554		\$6,873	D3	36	15.75 / 400	10.26 / 261	8.35 / 212	12
40 / 30	575	47.0	41.0	T555		\$7,957	D3	45	20.25 / 514	10.26 / 261	8.35 / 212	12
50 / 37.5	575	59.0	52.0	T556		\$9,289	D3	58	21.00 / 533	13.72 / 348	8.35 / 212	12
60 / 44	575	71.0	62.0	T557		\$10,391	D3	80	21.00 / 533	13.72 / 348	8.35 / 212	12

AC DRIVES

REGAL-BELOIT SpinMaster™ NEMA Series AC Adjustable Speed Drives

Product Feature Directory

FEATURE DESCRIPTION	Micro	PowerWash™	PowerWash™ 4X
GENERAL DESIGN FEATURES			
RATINGS & SPECIFICATIONS			
INPUT VOLTAGE / HP RANGE (+10%,-15%)	1Ø 120/240 Vac	0.25 - 3.0 Hp (0.18 - 2.2kW)	0.25 - 3.0 Hp (0.18 - 2.2kW)
	3 Ø 200/240 Vac	0.5 - 30 Hp (0.37 - 22kW)	0.5 - 30 Hp (0.37 - 22 kW)
	3 Ø 400/480 Vac	1-60 Hp (0.75 - 45kW)	1-60 Hp (0.75 - 45kW)
	3 Ø 480/590 Vac	1-60 Hp (0.75 - 45kW)	1-60 Hp (0.75 - 45kW)
OUTPUT FREQUENCY (1000 Hz option)	0 - 120 Hz	0 - 120 Hz	0 - 120 Hz
CARRIER FREQUENCY	2.5kHz to 14kHz	2.5kHz to 14kHz	2.5kHz to 14kHz
TORQUE RATING	CONSTANT	CONSTANT	CONSTANT
AMBIENT TEMPERATURE	-10 - 50°C	-10 - 40°C	-10 - 40°C
OVERLOAD CAPACITY (1 MINUTE)	150%	150%	150%
ENCLOSURE TYPES			
RUGGED, HEAVY GAUGE STEEL	NEMA 1	NEMA 4 & 12	NEMA 4X
CURRENT LIMIT (25-180% with FREQUENCY FOLDBACK)	STANDARD	STANDARD	STANDARD
COOLING	CONVECTION OR HEAT SINK FAN	CONVECTION OR HEAT SINK FAN	CONVECTION
PERFORMANCE FEATURES			
PI SETPOINT CONTROL	STANDARD	STANDARD	STANDARD
SLIP COMPENSATION	STANDARD	STANDARD	STANDARD
REVERSE ROTATION	STANDARD	STANDARD	STANDARD
DC INJECTION BRAKING UP TO 10% VOLTAGE	UP TO 999.9 SECONDS	UP TO 999.9 SECONDS	UP TO 999.9
RE-START INTO SPINNING MOTOR	STANDARD	STANDARD	STANDARD
INPUT/OUTPUT INTERFACE AND OTHER FEATURES			
SPEED REFERENCE INPUTS			
KEYPAD	STANDARD	STANDARD	STANDARD
POTENTIOMETER	STANDARD	STANDARD	STANDARD
4 - 20mA	STANDARD	STANDARD	STANDARD
0 - 10 VDC	STANDARD	STANDARD	STANDARD
MOTOR OPERATED POT (MOP)	STANDARD	STANDARD	STANDARD
PRESET SPEEDS	4	4	4
ANALOG OUTPUTS			
0 - 10 VDC: SPEED or LOAD	STANDARD	STANDARD	STANDARD
2 - 10 VDC: SPEED or LOAD*	STANDARD	STANDARD	STANDARD
DIGITAL OUTPUTS			
PROGRAMMABLE STATUS INDICATIONS (e.g. RUN, FAULT, AT SPEED, etc.)	STANDARD	STANDARD	STANDARD
FORM C RELAY OUTPUTS	1	1	1
2ND FORM C RELAY	OPTION	OPTION	OPTION
OPEN-COLLECTOR OUTPUTS	2	2	2
KEYPAD & DISPLAY FUNCTIONS			
DISPLAY TYPE	16 CHAR. BACKLIT LCD	16 CHAR. BACKLIT LCD	16 CHAR. BACKLIT LCD
FREQUENCY (SPEED) DISPLAY	STANDARD	STANDARD	STANDARD
SPEED REFERENCE SOURCE DISPLAY	STANDARD	STANDARD	STANDARD
MOTOR LOAD DISPLAY	STANDARD	STANDARD	STANDARD
ROTATION DIRECTION DISPLAY	STANDARD	STANDARD	STANDARD
MOTOR VOLTAGE DISPLAY	STANDARD	STANDARD	STANDARD
ELAPSED TIME/RUN TIME METER	N/A	STANDARD	STANDARD
SERIAL COMMUNICATIONS			
RS - 232	OPTION	OPTION	OPTION
RS - 485	STANDARD	STANDARD	STANDARD
MODBUS PROTOCOL	STANDARD	STANDARD	STANDARD
CONTROL I/O (18 ISOLATED TERMINALS)	STANDARD	STANDARD	STANDARD
REMOTE KEYPAD (NEMA 4X)	OPTION	OPTION	OPTION
DYNAMIC BRAKING	OPTION	OPTION	OPTION

* 2 - 10 VDC signals can be converted to 4 - 20 mA by adding series resistance such that the total circuit resistance is 500 ohms.
Items in **BOLD BLUE** indicate key product differences.

REGAL-BELOIT SpinMaster™ Micro and PowerWash™ AC Adjustable Speed Drives

NEMA 1 and Washdown Inverter Accessories

The Micro/PowerWash™ Series of AC Drive can be modified to include an additional Form C Relay Board or Dynamic Braking Board. The modifications involve replacing a board within the drive as well as adding the DB resistor in a separate enclosure. Larger drives require a combination of DB Board and an additional Form C Relay Board. Instructions are included with the boards.

Remote Keypad Kits*

ITEM	CAT. NO.	STOCK MODEL	LIST PRICE	MULT. SYMB.	APPROX. WGT. LBS.
30 in. Cable	T987		\$365	D3	4
60 in. Cable	T988		\$419	D3	4
120 in. Cable	T989		\$446	D3	4

* Compatible with any Micro/PowerWash™ Drive.
Keypad is included in the kit

Dynamic Braking Resistors**

DRIVE HP	DRIVE VOLTAGE	STOCK MODEL	CAT. NO.	LIST PRICE	MULT. SYMB.	APPROX. WGT. LBS.
0.50	208-240		T961	\$138	D3	1
1	208-240		T962	\$138	D3	1
	480		T962	\$138	D3	1
	575		T961	\$138	D3	1
1.5	208-240		T962	\$138	D3	1
2	208-240		T963	\$138	D3	1
	480		T963	\$138	D3	1
	575		T962	\$138	D3	1
3	208-240		T965	\$196	D3	1
	480		T965	\$196	D3	1
	575		T964	\$196	D3	1
5	208-240		T966	\$196	D3	1
	480		T966	\$196	D3	1
	575		T965	\$196	D3	1
7.5 - 10	208-240		T967	\$227	D3	1
	480		T967	\$227	D3	1
	575		T968	\$227	D3	1
15 - 20	208-240		T969	\$345	D3	1
	480		T969	\$345	D3	1
	575		T970	\$345	D3	1
25 - 30	208-240		T971	\$583	D3	1
	480		T971	\$583	D3	1
	575		T972	\$583	D3	1
40	480		T973	\$761	D3	1
	575		T974	\$761	D3	1
50 - 60	480		T975	\$880	D3	1
	575		T976	\$880	D3	1

** Dynamic Braking Resistors are provided with mounting brackets.

Additional Form C Relay Board

DRIVE HP	DRIVE VOLTAGE	STOCK MODEL	CAT. NO.	LIST PRICE	MULT. SYMB.	APPROX. WGT. LBS.
.75 - 5	All		T977	\$211	D3	2
7.5	208-240		T979	\$287	D3	2
7.5	480		T978	\$287	D3	2
7.5	575		T978	\$287	D3	2
10 - 30	ALL		T979	\$287	D3	2
40 - 60	480 & 575		T979	\$287	D3	2

Dynamic Braking Boards*

DRIVE HP	DRIVE VOLTAGE	STOCK MODEL	CAT. NO.	LIST PRICE	MULT. SYMB.	APPROX. WGT. LBS.
0.5	208-240		T980	\$314	D3	2
1 - 3	All		T980	\$314	D3	2
5	208-240		T981	\$342	D3	2
5	480		T981	\$342	D3	2
5	575		T980	\$314	D3	2

* Dynamic braking resistors are required with the Dynamic Braking board. Micro/PowerWash™ Drives above 5HP will require the "Dynamic Braking & Additional Form C Relay" Board.

Dynamic Braking Boards With an Additional Form C Relay*

DRIVE HP	DRIVE VOLTAGE	STOCK MODEL	CAT. NO.	LIST PRICE	MULT. SYMB.	APPROX. WGT. LBS.
7.5	208-240		T982	\$303	D3	2
7.5	480		T983	\$303	D3	2
7.5	575		T982	\$303	D3	2
10 - 30	All		T982	\$303	D3	2
40 - 60	480 & 575		T982	\$303	D3	2

* Dynamic braking resistors are required with the Dynamic Braking board. Micro/PowerWash™ Drives below 7.5HP will not accept the "Dynamic Braking & Additional Form C Relay" Board.

MOD CENTRAL - Motor Modifications

Mod Central

Marathon Electric offers the capability to modify stock motors in a matter of days to meet our customer's special needs. Mod Central is centrally located in the motor industry's largest Distribution Center in Indianapolis, Indiana. This state-of-the-art facility stocks a vast array of motors and accessories along with a staff of skilled technicians who provide the highest quality of service. If you need motor modifications on 20 motors or less and want to avoid special engineering and manufacturing schedules, call Marathon Electric and take advantage of our **MOD CENTRAL** Motor Modification Program.

Lead-Time

All lead-times indicated are subject to availability of the stock motors and parts at the time of order placement. If a stock motor is shipped from a remote warehouse to Indianapolis for modification, the cost of the inbound freight will be added to the price of the modified motor and the delivery of the modified motor will be extended by the inbound transit time. **(Lead-times in working days are calculated from normal business hours excluding holidays and weekends and do not include the day the purchase order is received.)** Large quantities may require additional lead-time.

Mod Central Hours

The Modification Center is open from 7:00 a.m. to 5:00 p.m. CST Monday through Friday.

How to Order

All modification list prices include the parts necessary to complete the modification, but do not include the price of the motor. You must add the net price of the motor to the net price of the modification(s) to calculate the total price of the modified motor.

For example, to add a C-Face Kit and Thermostats to Catalog Motor U633, you would calculate the total price as follows:

Modification MOD2I, add C-Face to 254T-256T Frame motor	\$317 list
Modification MOD14Q, add thermostats to 254T-256T Frame motor	\$211 list
TOTAL	\$528 list

Add the net price of U633 (\$942 list price x your motor multiplier) to the net adder for the modifications (\$528 x your Mod Center multiplier, S4) to find the total net price for the modified motor.

Freight Terms

Standard terms and conditions apply.

Exceptions

Some modifications do not apply to explosion proof motors.

Discount Multiplier

Discount symbol S4 applies to all list prices, except where noted.

Cancellation Policy

If a Mod Central order is cancelled after the motor is modified but before it ships, a cancellation charge of double the modification charge will be invoiced to the customer. Any Mod Central order cancelled before modifications are completed, is subject to a cancellation charge of 25% of the total modification charges for that item.

Once shipped, modified motors may not be returned for credit or restocking.

MOD CENTRAL

MOD CENTRAL - Motor Modifications

MODIFICATION DESCRIPTION	MODIFICATION NUMBER	PRODUCT	FRAME	LEAD-TIME DAYS*
Altitude/Ambient				
▪ AC Motor Altitude Re-Rating	MOD7	All Non-EXP	48-449T	2
▪ AC Motor Ambient Re-Rating	MOD7	All Non-EXP	48-449T	2
▪ AC Motor Altitude/Ambient Re-Rating	MOD7	Explosion Proof	143T-449T	2
Assembly (see Mounting)				
Bearings				
▪ Ball to Roller Bearing	MOD18	TEFC	364T-449T	3
▪ Roller to Ball Bearing	MOD18	TEFC	444T-449T	2
▪ Sealed Bearing	MOD18	All Non-EXP	143T-449T	Call
▪ Insulated Bearing	MOD18	Non Div 1 or 2	143T-449T	Call
Blowers				
▪ Axial Blower	MOD19	TEFC	213T-449T	3
Brackets				
▪ C-Face Non-Explosion Proof	MOD2	All Non-EXP	56-449T	2
▪ C-Face Explosion Proof	MOD2	Explosion Proof	56,254T-449T	Call
▪ C-Face IEEE 841	MOD2	All Non-EXP	143T-449T	2
▪ D-Flange	MOD17	All Non-EXP	254T-365T	Call
▪ B14 FT Flange (IEC C-Face)	MOD55	IEC	63-160	2
▪ B5 FF Flange (IEC D-Flange)	MOD55	IEC	63-225	2
Brake Motors				
▪ Brake Motors-Single Phase	MOD3	TEFC	56C	3
▪ Brake Motors-Three Phase	MOD3	TEFC	56C-145TC	3
▪ Brake Motors-Inverter Duty	MOD3	TENV	56C-326TC	3
▪ Double C-Face Coupler Brake	MOD3	All Non-EXP	56C-145TC	3
▪ Electrical Modifications-Brake Coil	MOD3	Brake Motors	56-256TC	5
Conduit Box				
▪ Rotate Conduit Box Lead Opening	MOD56	All Non-EXP	143T-449T	2
▪ Convert to Cast Iron	MOD56	All Non-EXP	143T-326T	2
▪ Auxiliary Box (Condulet)	MOD56	All Non-EXP	182T-5013L	Call
Connections				
▪ SO Cord, Plug, and Switch-Single Phase	MOD35	TEFC	48-215T	Call
Drains				
▪ Condensation Drain Holes	MOD21	All Non-EXP	143T-449T	2
▪ Brass Drain & Breather	MOD21	All Non-EXP	143T-449T	2
Drip Covers				
▪ Canopy Cover	MOD4	ODP, TEFC	48-256T	2
Encoders				
▪ Avtron M56-Black Max®/Blue Max®	MOD22	TENV, TEBC	56-449T	2
▪ Avtron HS25A & HS35A	MOD22	TENV, TEBC	56-449T	2
▪ Avtron M56/M85 - Black Max®/ Blue Max® brake motors	MOD24	TENV	143T-256T	2
▪ Northstar SL56 - Black Max®/Blue Max®	MOD22	TENV, TEBC	56-449T	2
▪ Northstar SL56/SL85 - Black Max®/ Blue Max® brake motors	MOD24	TENV	143T-256T	2
▪ Dynapar HS20 & HS35 -Black Max®/ Blue Max®	MOD22	TENV, TEFC, TEBC	56-449T	2
▪ BEI HS35 - Black Max®/Blue Max®	MOD31	TENV, TEFC, TEBC	56-449T	2
▪ Stub Shaft	MOD42	TEFC	182-449T	2

*Lead-time days does not include the day order is received

MOD CENTRAL - Motor Modifications

MODIFICATION DESCRIPTION	MODIFICATION NUMBER	PRODUCT	FRAME	LEAD-TIME DAYS*
Fan				
▪ Oversized fan (see Inverter Duty modification)	MOD43	TEFC	213T-449T	2
▪ Non-Sparking Polypropylene Fan Cover	MOD44	TEFC	56-326T	Call
▪ Fan Removal	MOD44	All Non-EXP	56-449T	2
▪ Cast Iron Fan Cover	MOD44	All Non-EXP	143T-326T	Call
Frequency				
▪ Frequency Re-Rate 60 Hz to 50 Hz	MOD7	All	56-449T	1
Grease/Fittings				
▪ Grease Relief Fittings	MOD15	All Non-EXP	143T-449T	2
▪ Zerk Fittings (Cast Iron Motors)	MOD15	All Non-EXP	182T-449T	2
▪ Low Temperature Grease	MOD15	All	48-449T	2
▪ High Temperature Grease	MOD15	All	48-449T	2
Grounding				
▪ Conduit Box Grounding Lug	MOD20	All	56-449T	2
▪ On-Frame Grounding (Cast Iron Motors)	MOD20	All	143T-449T	2
▪ Shaft Grounding Brush	MOD20	Call	143T-5011L	2
Inverter Duty Motors				
▪ Variable Torque with Thermostats	MOD25	All	143T-449T	2
▪ Constant Torque with Thermostats	MOD26	All	143T-449T	2
▪ Constant Torque	MOD43	All	143T-449T	2
Leads				
▪ Reconnect Leads	MOD9	All	48-449T	2
▪ Terminal Lugs	MOD13	All	48-326T	2
▪ Remark Leads	MOD33	All	48-449T	2
▪ Longer Leads	MOD33	All Non-EXP	48-449T	2
Mounting/Assembly (Example: F1 to F2)				
▪ Convert to Floor, Top, Ceiling, or Wall	MOD1	All Non-EXP	143T-449T	2
▪ Convert to Floor, Top, Ceiling, or Wall	MOD39	Explosion Proof	143T-449T	2
▪ Adjustable Bases	MOD39	All	143T-449T	2
Nameplates / Markings				
▪ Replacement Nameplate	MOD7	All	48-5013L	1
▪ Stainless Steel Nameplate	MOD7	All	48-5013L	1
▪ Separate Nameplate for Customer Data	MOD7	All	48-5013L	2
▪ Additional Data on Nameplate	MOD7	All	48-5013L	1
▪ CE Marking	MOD7	All	48-449T	2
▪ Rotation Arrow	MOD7	Single Phase	48-256T	1
Packaging				
▪ Heat Treated Pallet	MOD29	All	48-449T	3
Paint				
▪ Repaint to a Marathon stock color	MOD8	All	48-5013L	2-3
▪ Paint-Special Color	MOD8	All	48-5013L	3-4
Screens				
▪ Rodent Screens	MOD11	ODP	364T-449T	Call

*Lead-time days does not include the day order is received

MOD CENTRAL - Motor Modifications

MODIFICATION DESCRIPTION	MODIFICATION NUMBER	PRODUCT	FRAME	LEAD-TIME DAYS*
Service Factor				
▪ AC Motor Service Factor Re-Rating	MOD7	All Non-EXP	48-449T	1
Severe Duty Construction				
▪ Cast Iron Fan Cover and Conduit Box	MOD16	All Non-EXP	143T-449T	2
Shaft Grounding Brush (see Grounding)				
Shaft Modifications				
▪ Drill & Tap Hole	MOD42	All	56-449T	3
▪ TS Shaft	MOD42	All	284T-449T	2
▪ Mill Flat on Shaft	MOD42	All	56-184T	2
▪ Steps on Shaft	MOD42	All	143T-449T	Call
▪ Stub Shaft Kit	MOD42	TEFC	182T-449T	2
Space Heaters				
▪ Space Heaters - ODP & TEFC	MOD12	All Non-EXP	56-5013L	2
▪ Space Heaters - IEC Frames	MOD12	IEC	100-250	2
▪ Space Heaters - Explosion Proof	MOD41	Explosion Proof	56-449T	2
Terminal Blocks				
▪ Terminal Block	MOD57	All Non-EXP	180-449T	Call
Thermal Protection				
▪ Thermostats - Windings	MOD14	All	56-449T	2
▪ Thermistors - Windings	MOD14	All Non-EXP	143T-449T	2
▪ Thermocouples - Windings or Bearing	MOD14	All Non-EXP	143T-449T	2
▪ Bearing Temperature Detector (RTDs)	MOD37	All Non-EXP	445T-449T	3
Weatherproofing / Special Service				
▪ Arctic Duty Motors	MOD58	TEFC-SD/841	143T-449T	Call
▪ Marine Duty Motors	MOD7	TEFC-SD/841	143T-449T	1
▪ Tropical Anti-Fungus Treatment	MOD5	All	48-449T	2
▪ Ford EM-1 Motors	MOD48	TEFC XRI®-SD	143T-449T	2
▪ Division 2 Motors	MOD49	Blue Chip®/XRI®	143T-449T	Call

*Lead-time days does not include the day order is received

MOD CENTRAL - Stock Motors Only

Mult. Symbol is S4 (except as noted)

Contact Marathon Electric for all modification services on Explosion Proof and Blower (TEBC) motors.

NEMA MOTORS

DESCRIPTION	MOD #	LIST PRICE											
		48	56	143-145	182-184	213-215	254-256	284-286	324-326	364-365	404-405	444-445	447- 449
Altitude / Ambient	7	\$114	\$114	\$114	\$114	\$114	\$114	\$114	\$114	\$114	\$114	\$114	\$114
Bearings													
Convert Ball to Roller (Drive End)	18	-----	-----	-----	-----	-----	-----	-----	-----	\$1,088	\$1,088	\$1,478	\$1,478
Convert Roller to Ball (Drive End)	18	-----	-----	-----	-----	-----	-----	-----	-----	-----	-----	\$1,478	\$1,478
Shielded or Sealed Bearings (per Motor)	18	-----	-----	\$197	\$263	\$263	\$362	\$461	\$625	\$1,084	\$1,084	\$1,478	\$1,478
Insulated Bearings (per Motor)	18	-----	-----	\$461	\$526	\$526	\$1,530	\$1,645	\$1,645	\$1,737	\$1,776	\$1,882	\$2,061
Blowers													
Axial Blower	19	-----	-----	-----	-----	\$1,914	\$2,043	\$2,336	\$2,701	\$3,320	\$3,813	\$4,014	\$4,561
Brackets*													
C-Face (Non-Explosion Proof)	2	-----	\$180	\$180	\$278	\$278	\$417	\$695	\$1,042	\$1,042	\$1,042	\$1,737	\$1,737
C-Face (Explosion Proof)	2	-----	\$299	-----	-----	-----	\$689	\$1,146	\$1,564	\$1,799	\$1,799	\$2,867	\$3,329
C-Face (IEEE 841)	2	-----	-----	\$268	\$412	\$412	\$613	\$951	\$1,407	\$1,407	\$1,407	\$2,295	\$2,295
D-Flange	17	-----	-----	-----	-----	-----	\$575	\$955	\$1,216	\$1,337	-----	-----	-----

*Addition of C-Face Kits may result in non-NEMA "BA", dimension. For the resulting "BA" dimension consult chart found in modification section

Continued on next page.

MOD CENTRAL - Stock Motors Only

Mult. Symbol is S4 (except as noted)

Contact Marathon Electric for all modification services on Explosion Proof and Blower (TEBC) motors.

DESCRIPTION	LIST PRICE												
	MOD #	48	56	143-145	182-184	213-215	254-256	284-286	324-326	364-365	404-405	444-445	447- 449
Brakes													
3 lb-ft brakes for TEFC motors	3	-----	\$563	\$563	-----	-----	-----	-----	-----	-----	-----	-----	-----
6 lb-ft brakes for TEFC motors	3	-----	\$632	\$632	-----	-----	-----	-----	-----	-----	-----	-----	-----
10 lb-ft brakes for TEFC motors	3	-----	\$737	\$737	-----	-----	-----	-----	-----	-----	-----	-----	-----
Vertical Mounting - Above or Below	3	-----	-----	-----	-----	\$493	\$493	-----	-----	-----	-----	-----	-----
6 lb-ft brakes for Black Max (TENV) motors	3	-----	\$638	\$638	\$638	\$638	-----	-----	-----	-----	-----	-----	-----
10 lb-ft brakes for Black Max (TENV) motors	3	-----	\$775	\$775	\$775	\$775	\$775	\$775	\$775	-----	-----	-----	-----
Conduit Box													
Rotate Conduit Box Lead Opening	56	-----	-----	\$145	\$145	\$145	\$145	\$145	\$145	\$145	\$145	\$145	\$145
Convert to Cast Iron	56	-----	-----	\$145	\$158	\$158	\$174	\$188	\$217	-----	-----	-----	-----
Auxiliary Box (Conduit)	56	-----	-----	-----	\$217	\$217	\$289	\$289	\$289	\$434	\$434	\$434	\$434
Connections													
SO Cord, Plug, and Switch Single Phase	35	\$287	\$287	\$287	\$287	\$287	-----	-----	-----	-----	-----	-----	-----
Drains													
Condensation Drain Holes	21	-----	-----	\$171	\$171	\$171	\$191	\$191	\$191	\$191	\$191	\$191	\$191
Brass Drain & Breather	21	-----	-----	\$182	\$182	\$182	\$326	\$326	\$326	\$326	\$326	\$326	\$326
Drip Cover													
Canopy Cover (ODP & TEFC Motors)	4	\$145	\$145	\$145	\$145	\$191	\$287	-----	-----	-----	-----	-----	-----
Encoders (NOTE: Multiplier Symbol E3)													
Avtron M56	22	-----	\$2,038	\$2,038	\$2,038	\$2,038	\$2,038	\$2,038	\$2,038	\$2,038	\$2,038	\$2,038	\$2,038
Avtron HS25A	22	-----	\$950	\$950	\$950	\$950	\$950	\$950	-----	-----	-----	-----	-----
Avtron HS35A	22	-----	\$1,291	\$1,291	\$1,291	\$1,291	\$1,291	\$1,291	\$1,291	\$1,291	\$1,291	\$1,291	\$1,291
Avtron M3	22	-----	\$2,500	\$2,500	\$2,500	\$2,500	\$2,500	\$2,500	\$2,500	\$2,500	\$2,500	\$2,500	\$2,500
Avtron HS35M	22	-----	\$1,495	\$1,495	\$1,495	\$1,495	\$1,495	\$1,495	\$1,495	\$1,495	\$1,495	\$1,495	\$1,495
NorthStar SL56	22	-----	\$2,038	\$2,038	\$2,038	\$2,038	\$2,038	\$2,038	\$2,038	\$2,038	\$2,038	\$2,038	\$2,038
Dynapar HS20	22	-----	\$600	\$600	\$600	\$600	\$600	\$600	-----	-----	-----	-----	-----
EPC 260	-----	-----	\$600	\$600	\$600	\$600	\$600	\$600	-----	-----	-----	-----	-----
Dynapar HS35	22	-----	\$1,291	\$1,291	\$1,291	\$1,291	\$1,291	\$1,291	\$1,291	\$1,291	\$1,291	\$1,291	\$1,291
NorthStar HSD35	22	-----	\$1,395	\$1,395	\$1,395	\$1,395	\$1,395	\$1,395	\$1,395	\$1,395	\$1,395	\$1,395	\$1,395
BEI HS35	31	-----	\$1,291	\$1,291	\$1,291	\$1,291	\$1,291	\$1,291	\$1,291	\$1,291	\$1,291	\$1,291	\$1,291
Turck A02H	-----	-----	-----	-----	-----	-----	-----	\$1,450	\$1,450	\$1,450	\$1,450	\$1,450	\$1,450
Encoders for Blue Max brakemotors	24	-----	-----	Refer to Blue Max Brakemotor Section				-----	-----	-----	-----	-----	-----
Stub Shaft (XRI®-SD & XRI®-841,TEFC only)	42	-----	-----	-----	\$350	\$350	\$350	\$350	\$350	\$350	\$350	\$350	\$350
Fan													
Oversized fan (Inverter Duty)	43	-----	-----	-----	-----	\$230	\$263	\$263	\$263	\$296	\$329	\$329	\$329
Non-Sparking Polypropylene Fan/ Cover	44	-----	\$179	\$179	\$225	\$225	\$261	\$261	\$299	-----	-----	-----	-----
Fan Removal	44	-----	\$145	\$145	\$182	\$182	\$217	\$217	\$217	\$254	\$254	\$254	\$254
Cast Iron Fan Cover	44	-----	-----	-----	\$145	\$145	\$188	\$188	\$217	-----	-----	-----	-----
Frequency													
Re-Rate 60Hz to 50Hz	7	-----	\$114	\$114	\$114	\$114	\$114	\$114	\$114	\$114	\$114	\$114	\$114
Grease/Fittings													
Grease Relief Fittings	15	-----	-----	\$174	\$174	\$174	\$174	\$174	\$174	\$174	\$174	\$174	\$174
Zerk Fittings (Cast Iron Motors)	15	-----	-----	-----	\$276	\$276	\$276	\$276	\$276	\$276	\$276	\$276	\$276
Low Temperature Grease	15	\$461	\$461	\$461	\$816	\$816	\$816	\$816	\$816	\$1,092	\$1,461	\$1,461	\$1,461
High Temperature Grease	15	\$461	\$461	\$461	\$816	\$816	\$816	\$816	\$816	\$1,092	\$1,461	\$1,461	\$1,461
Grounding													
Conduit Box Grounding Lug	20	-----	\$105	\$105	\$118	\$118	\$145	\$145	\$145	\$191	\$191	\$191	\$191
On-Frame Grounding (Cast Iron Motors)	20	-----	-----	\$145	\$158	\$158	\$239	\$239	\$239	\$334	\$334	\$334	\$334
Shaft Grounding Brush	20	-----	-----	\$474	\$513	\$513	\$553	\$553	\$553	\$592	\$592	\$592	\$592
Shaft Grounding Ring	20	-----	\$395	\$441	\$456	\$472	\$681	\$711	\$788	\$950	\$1,038	\$1,327	\$1,327
Inverter Duty Motors													
Variable Torque (R140)	25	-----	-----	\$278	\$278	\$278	\$278	\$278	\$278	\$278	\$278	\$278	\$278
Constant Torque (fan chg, t-stats, re-nameplate)	26	-----	-----	\$278	\$278	\$278	\$441	\$441	\$441	\$441	\$542	\$542	\$542
Constant Torque (R164, fan chg, re-nameplate)	43	-----	-----	\$230	\$230	\$230	\$263	\$263	\$263	\$296	\$329	\$329	\$329
Leads													
Reconnect Leads (Non-Explosion Proof)	9	\$168	\$168	\$168	\$249	\$249	\$439	\$439	\$439	\$575	\$575	\$575	\$575
Reconnect Leads (Explosion Proof)	9	-----	\$271	\$271	\$417	\$417	\$562	\$562	\$562	\$709	\$709	\$709	\$709
Terminal Lugs	13	\$125	\$125	\$125	\$145	\$145	\$158	\$158	\$158	-----	-----	-----	-----
Remark Leads	33	\$176	\$176	\$176	\$176	\$176	\$176	\$176	\$176	\$176	\$176	\$176	\$176
Longer Leads	33	\$138	\$138	\$138	\$207	\$207	\$362	\$362	\$362	\$507	\$507	\$507	\$507

MOD CENTRAL

Continued on next page.

MOD CENTRAL - Stock Motors Only

Mult. Symbol is S4 (except as noted)

Contact Marathon Electric for all modification services on Explosion Proof and Blower (TEBC) motors.

DESCRIPTION	LIST PRICE												
	MOD #	48	56	143-145	182-184	213-215	254-256	284-286	324-326	364-365	404-405	444-445	447- 449
Mounting/ Assembly (Ex. F1 to F2)													
Non-Explosion Proof	1	-----	-----	\$209	\$209	\$209	\$278	\$278	\$278	\$347	\$347	\$347	\$347
Explosion Proof	39	-----	-----	\$487	\$487	\$487	\$555	\$555	\$555	\$626	\$626	\$626	\$626
Adjustable Motor Bases	39	-----	-----	\$246	\$261	\$275	\$326	\$362	\$457	\$536	\$717	\$839	\$963
Nameplates / Markings													
Replacement Nameplate	7	\$114	\$114	\$114	\$114	\$114	\$114	\$114	\$114	\$114	\$114	\$114	\$114
Stainless Steel Nameplate	7	\$114	\$114	\$114	\$114	\$114	\$114	\$114	\$114	\$114	\$114	\$114	\$114
Separate Nameplate for Customer Data	7	\$114	\$114	\$114	\$114	\$114	\$114	\$114	\$114	\$114	\$114	\$114	\$114
Additional Data on Nameplate	7	\$114	\$114	\$114	\$114	\$114	\$114	\$114	\$114	\$114	\$114	\$114	\$114
CE Marking	7	\$114	\$114	\$114	\$114	\$114	\$114	\$114	\$114	\$114	\$114	\$114	\$114
Rotation Arrow	7	\$114	\$114	\$114	\$114	\$114	\$114	-----	-----	-----	-----	-----	-----
Packaging													
Heat Treated Pallets (Air or Ground Freight)	29	\$50	\$50	\$50	\$50	\$125	\$125	\$250	\$250	\$250	\$250	\$250	\$250
Paint													
Repaint to a Marathon Stock Color	8	\$211	\$211	\$211	\$211	\$211	\$263	\$263	\$263	\$461	\$461	\$461	\$592
Paint- Special Color	8	\$211	\$211	\$211	\$211	\$211	\$263	\$263	\$263	\$461	\$461	\$461	\$592
Screens													
Rodent Screens	11	-----	-----	-----	-----	-----	-----	-----	-----	\$661	\$661	\$661	\$661
Service Factor													
AC Motor Service Factor Re-Rating	7	\$114	\$114	\$114	\$114	\$114	\$114	\$114	\$114	\$114	\$114	\$114	\$114
Severe Duty Construction													
Cast Iron Fan Cover and Conduit Box	16	-----	-----	\$157	\$239	\$263	\$382	\$536	\$611	\$461	\$461	\$461	\$461
Shaft Modifications													
Drill & Tap Hole	42	-----	\$174	\$174	\$197	\$257	\$316	\$316	\$458	\$507	\$572	\$724	\$724
TS Shaft	42	-----	-----	-----	-----	-----	-----	\$1,579	\$1,579	\$1,711	\$1,911	\$1,911	\$1,911
Mill Flat on Shaft	42	-----	\$174	\$174	\$197	-----	-----	-----	-----	-----	-----	-----	-----
Steps on Shaft	42	-----	-----	\$217	\$289	\$289	\$362	\$434	\$507	\$579	\$651	\$724	\$796
Stub Shaft (XRI®-SD & XRI®-841, TEFC only)	42	-----	-----	-----	\$350	\$350	\$350	\$350	\$350	\$350	\$350	\$350	\$350
Space Heaters													
ODP & TEFC	12	-----	\$278	\$278	\$400	\$400	\$471	\$471	\$471	\$661	\$661	\$661	\$661
Explosion Proof	41	-----	\$417	\$417	\$525	\$525	\$661	\$661	\$661	\$800	\$800	\$800	\$800
Terminal Blocks													
Terminal Block	57	-----	-----	-----	\$395	\$395	\$474	\$474	\$474	\$526	\$526	\$605	\$605
Thermal Protection													
Thermostats - Windings (Single Phase)	14	-----	\$191	\$191	\$191	\$191	-----	-----	-----	-----	-----	-----	-----
Thermostats - Windings (Three Phase)	14	-----	\$278	\$278	\$278	\$278	\$278	\$278	\$278	\$278	\$278	\$278	\$278
Thermistors (Non Explosion Proof motors)	14	-----	-----	\$522	\$522	\$522	\$522	\$522	\$522	\$522	\$522	\$522	\$522
Thermistors (Explosion Proof motors)	14	-----	-----	\$1,053	\$1,053	\$1,053	\$1,053	\$1,053	\$1,053	\$1,053	\$1,053	\$1,053	\$1,053
Thermistors (including Control Module)	14	-----	-----	\$1,391	\$1,391	\$1,391	\$1,391	\$1,391	\$1,391	\$1,391	\$1,391	\$1,391	\$1,391
Thermocouples - Winding or Bearing	14	-----	-----	\$305	\$305	\$305	\$399	\$399	\$399	\$575	\$575	\$575	\$575
Bearing Temperature Detector (RTDs)	37	-----	-----	-----	-----	-----	-----	-----	-----	-----	-----	\$3,074	\$3,074
Weatherproofing / Special Service													
Arctic Duty Motors -25° to -30°C Ambient)	58	-----	-----	\$278	\$400	\$400	\$471	\$471	\$471	\$661	\$661	\$661	\$661
Arctic Duty Motors -30° to -35°C Ambient)	58	-----	-----	\$730	\$1,204	\$1,204	\$1,274	\$1,274	\$1,274	\$2,101	\$2,101	\$2,101	\$2,101
Marine Duty Motors (Type 1)	7	\$114	\$114	\$114	\$114	\$114	\$114	\$114	\$114	\$114	\$114	\$114	\$114
Tropical Anti- Fungus Treatment	5	\$242	\$242	\$242	\$242	\$242	\$313	\$313	\$313	\$382	\$382	\$382	\$382
Ford EM-1 Motors	48	-----	-----	\$150	\$150	\$150	\$150	\$150	\$150	\$114	\$114	\$114	\$114
Division 2 Hazardous (CSA Certified)	49	-----	\$114	\$114	\$339	\$339	\$441	\$441	\$441	\$224	\$224	\$224	\$224

MOD CENTRAL

IEC Motors

DESCRIPTION	LIST PRICE												
	MOD #	63	71	80	90	100	112	132	160	180	200	225	250
Brackets													
FF Flange (B5)	55	\$211	\$224	\$237	\$250	\$270	\$322	\$342	\$487	\$513	\$855	\$1,283	\$1,283
FT Flange (B14)	55	\$204	\$211	\$224	\$237	\$250	\$270	\$329	\$480	-----	-----	-----	-----
Space Heaters	12	-----	-----	-----	-----	\$405	\$502	\$502	\$554	\$554	\$554	\$693	\$693
Other modifications	----	CONSULT FACTORY											

MOD CENTRAL - Motor Modifications

Altitude / Ambient - MOD7 (Mult. Symbol S4)

The rating of standard motors assumes operation at sea level. Listed motors are suitable for operation at altitudes up to 3,300 feet in a maximum ambient temperature of 40°C. The ambient temperature is the temperature of the cooling medium surrounding the motor. All standard motors are suitable for operation over the range of -15°C to 40°C ambient per NEMA MG-1.

AC Motor Altitude or Ambient Re-Rating

Re-rating of a non-explosion proof motor can be done by evaluating the performance data and possibly changing the Service Factor. Contact Marathon Electric for motor capabilities prior to motor selection and modification.

Bearings - MOD18 (Mult. Symbol S4)

Most standard motors use anti-friction deep groove Conrad type ball bearing, sized for the loads to be expected in industrial applications. Roller bearings are used on the drive end to handle heavy or overhung (radial) shaft loads.

Ball to Roller Bearing

Roller bearings have the capability to handle higher radial loads than ball bearings, but must have minimum radial loads to operate correctly. Roller bearings must only be used on belted loads. They are not suitable for direct-coupled loads. (Marathon Electric recommends that belting data is reviewed by Engineering prior to converting any motor to roller bearing.) This option includes replacing only the standard drive end bearing with a roller bearing and locking the opposite bearing axially. Available on TEFC Blue Chip® and Blue Chip® XRI® motors. Lead-time is 3 days.

Roller to Ball Bearing

Larger horsepower motors are stocked standard with a roller bearing on the drive end. For direct-coupled applications, a ball bearing must be installed on the drive-end. Lead-time is 2 days.

Sealed Bearing

This modification provides the option of replacing the standard bearings in AC motors with sealed bearings and replacing the grease fittings with plugs. May not be suitable for belted applications. Consult Marathon Electric for full application details. Call for lead-time.

Insulated Bearing

Insulated bearings are used to reduce the transmission of shaft currents. In accordance with NEMA MG-1-31.4.4.3, both bearings must be insulated to protect inverter-driven motors from inverter-sourced shaft voltages. The connected load must also be insulated from the motor shaft to prevent damage to it's bearings. Per UL, insulated bearings may **not** be installed in Division 1 or Division 2 hazardous locations. Division 2 will be removed from XRI®-Severe Duty and IEEE 841 motors when this modification is performed. Call for lead-time.

Blowers - MOD19 (Mult. Symbol S4)

Low rotational speeds, common in many vector drive applications, cause additional heat within the motor. As a result, these motors are designed as TENV or TEBC. Marathon Electric offers two types of blower units, depending upon the application requirements. The axial blower is available on Marathon's XRI® and XRI®-Severe Duty.

Axial Blower

Most TEBC requirements are satisfied with Marathon's axial blower. The blower motor and fan are in the same (horizontal) plane as the motor drive shaft. Lead-time is 3 days.

C-Face Brackets - MOD2 (Mult. Symbol S4)

The addition of a C-Face kit to a standard foot mount (rigid base) motor, results in a non-NEMA "BA" dimension in 143-256 Frames due to NEMA's establishment of two distinct "BA" dimensions for each of the affected frame sizes: one for rigid base motors and another for C-Face/rigid base motors. No motor manufacturer can meet both prescribed dimensions on reworked motors. The following table identifies the "BA" dimensions (defined as the distance from the center of the front foot hole to the shaft shoulder) for 143T-256T and TC frames:

* C-Face Kit (rework) "BA" dimension is identical to foot mount "BA."

NEMA FRAME	FOOT MOUNT*	C-FACE
143T-145T	2.38"	2.75"
182T-184T	2.75"	3.50"
213T-215T	3.50"	4.25"
254T-256T	4.25"	4.75"

D-Flange Brackets - MOD17 (Mult. Symbol S4)

Add a D-Flange Kit to rigid base, cast iron motor. Available on Blue Chip 254T-365T and Dripproof 284T-286T ("TTDP" and "TTDC" designs). Addition of D-Flange Kit results in non-NEMA 'BA' dimension or 254T-256T. Lead time is 2 days.

MOD CENTRAL - Motor Modifications

IEC Brackets - MOD55 (Mult. Symbol S4)

B14 FT Flange (IEC C-Face)

IEC mounting arrangement with the motor flange at the drive end similar to a NEMA C-Face motor. Modification includes motor disassembly and installation of a FT Flange to a Globetrotter® motor. Lead-time is 2 days.

B5 FF Flange (IEC D-Flange)

IEC mounting arrangement with the motor flange at the drive end similar to a D-Flange. Modification includes motor disassembly and installation of a FF Flange to Globetrotter® motor. Lead-time is 2 days.

Brake Motors - MOD3 (Mult. Symbol S4)

Spring-set, electrically released mechanical disc brakes are available for stopping and/or holding the load. Marathon's brakes are suitable for any angle mounting. Price of modification includes brake kit and installation.

MOTOR HP	BRAKEMOTOR SHAFT R.P.M.		
	LB-FT @3600	LB-FT @1800	LB-FT @1200
1/4	---	---	3
1/3	---	3	3
1/2	3	3	3
3/4	3	6	6
1	3	6	6
1 1/2	6	10	10
2	6	10	---

Brake Selection Chart

** For normal (140%) torque rating, do not apply on motors larger than 2 HP. Reduced braking torque and/or longer stopping times can result from applying an undersized brake on higher HP motors.

Brake Motors

This modification includes the addition of a 3, 6, or 10 lb-ft brake to single or three phase, TEFC, 56 (5000-series model numbers and 143/145T Frame motors. Price of modification includes brake kit and installation. Operating voltages are 115, 208, 230, 460, and 575 volts and must be specified at time of order. Lead-time is 3 days.

Brake Motors-Inverter Duty

This modification includes the addition of a 6 or 10 lb-ft brake to Marathon Electric's Blue Max® and Black Max® Vector Duty motors. Price of modification includes brake kit and installation. Operating voltages are 115, 208, 230, 460, or 575 volts and need to be specified at time of order. Lead-time is 3 days.

Double C-Face Coupler Brake

This modification includes the addition of a double C-Face coupler brake to any NEMA 56C, 143TC, or 145TC motor. The coupler brakes can be installed on a single phase, 115/208-230 Volt motor on the high voltage connection or on a three phase, 208-

230/460 Volt motor. NEMA 2, 4 and 4X Coupler Brakes are available. The 4X Coupler Brakes is BISSC approved for the baking industry and can be used with Marathon's PowerWash™ SXT-Plus motors. Price of modification includes brake kit and installation. Lead-time is 3 days.

MOD NUMBER	BRAKE RATING	ENCLOSURE TYPE	LIST PRICE PER MOTOR
MOD3O	3 FT. LB.	NEMA 2, IP23	\$508
MOD3P	6 FT. LB.	NEMA 2, IP23	\$547
MOD3Q	10 FT. LB.	NEMA 2, IP23	\$598
MOD3R	3 FT. LB.	NEMA 4, IP54	\$585
MOD3S	6 FT. LB.	NEMA 4, IP54	\$637
MOD3T	10 FT. LB.	NEMA 4, IP54	\$688
MOD3U	3 FT. LB.	NEMA 4X, IP55	\$649
MOD3V	6 FT. LB.	NEMA 4X, IP55	\$688
MOD3W	10 FT. LB.	NEMA 4X, IP55	\$739

Electrical Modifications-Brake Coil (Stearns only)

Changing of brake coil allows operation of brakes at various voltages on 50 or 60 Hertz power supplies with DC supplies. Available voltage coils at 50 HZ are 110 or 110/220 volts and at 60 HZ are 115 or 115/230 volts. External brake coil lead connections will be brought out from the brake. Specify brake lead location, voltage of brake coil, frequency of supply source at time of order. Lead-time is 5 days.

MOD NUMBER	BRAKE RATING	BRAKE SERIES	LIST PRICE PER MOTOR
MOD3X	3 FT. LB.	56,000	\$410
	6 FT. LB.		
	10 FT. LB.		
	15 FT. LB.		
MOD3Y	25 FT. LB.	87,000	\$510
	35 FT. LB.		
	50 FT. LB.		
	75 FT. LB.		
	105 FT. LB.		

Conduit Box - MOD56 (Mult. Symbol S4)

Standard conduit box construction is based on the individual product description, e.g. severe duty motors always have a cast iron conduit box, while some standard duty motors come with stamped steel and others cast iron. Conduit boxes meet or exceed NEC 430.12 requirements for volume.

Termination of protective or monitoring devices can be provided in a separate auxiliary conduit box or conduit. Auxiliary conduit boxes are not available on explosion proof motors.

MOD CENTRAL - Motor Modifications

Rotate Conduit Box Lead Opening

Standard motors have lead opening facing down toward motor base. Modifications include rotating the conduit box so the lead opening is facing the desired direction. Specify lead opening location facing conduit box. Available on non-explosion proof motors. Lead-time is 2 days.

Convert to Cast Iron

Replacement of steel conduit box with a cast iron conduit box. This modification is available on non-explosion proof cast iron motors as Marathon's explosion proof integral stock motors come standard with a cast iron conduit box. Lead-time is 2 days.

Auxiliary Box (Condulet)

A condulet can be added to the main motor conduit box for routing of accessory leads. Available on ODP and TEFC (non-explosion proof) motors. Call for lead-time.

Connections - MOD35 (Mult. Symbol S4)

Motor connections consist of special cords, plugs, and switches added to the motor.

SO Cord, Plug, and Switch-Single Phase

On single phase, TEFC motors only. Install an 8' long jacketed SO cord, on/off toggle switch with guard, and 115 volt plug on motors up to 1-1/2 HP. Specify assembly rotation at time of order. Lead-time is 5 days.

Drains - MOD21 (Mult. Symbol S4)

Standard duty motors include a weep hole as standard, while severe duty and explosion proof motors include a brass drain/breather as standard. These are located in the drive end bracket at the lowest point.

Condensation Drain Holes

Additional drilled holes will be made in both end brackets of TEFC motors. Not available on explosion proof motors. Lead-time is 2 days.

Brass Drain & Breather

Combination self-draining and breather plugs are available on TEFC motors. Not available on explosion proof motors. Lead-time is 2 days.

Drip Covers - MOD4 (Mult. Symbol S4)

Drip covers can be furnished on standard motors for extra protection from dripping liquids and falling objects when the motor is mounted in the vertical shaft down position. These covers are recommended on all open dripproof and totally enclosed motors for vertical shaft down operation. These covers have no vertical lifting provisions provided.

Canopy Cover (ODP and TEFC Motors)

Modification includes installation of a sheet metal drip cover to the motor for vertical shaft down mounting. Available on rolled steel Dripproof motors through 256T frame and select TEFC motors. Lead-time is 2 days.

Encoders - MOD22, MOD24, MOD31 (Mult. Symbol E3)

These electrical devices sense rotor speed and direction providing feedback to a control device. An encoder is a feedback device that translates mechanical motion into an electrical signal. A cable is connected from the encoder to the variable frequency drive to provide this feedback. Various mechanical provisions on the motor are required to attach the encoder. These may include C-Face on the non-drive end of the motor and special shaft extension. Various resolutions are available. All encoders offered have quadrature signal with line driver output.

Encoders can be mounted on Black Max® and Blue Max® 2000 Vector Duty motors, TENV 56 through 286T Frame, TEFC construction in 284T through 449T Frame.

Stub Shaft MOD 42 (Mult Symbol S4)

Add Stub Shaft to Fan Cooled XRI-SD, XRI-841 (182-449 Frames) to accommodate addition of encoder on opposite drive end of motor. Lead time 2 days.

Fan - MOD44 (Mult. Symbol S4)

Marathon Electric's XRI® Severe Duty and IEEE841 motors have non-sparking fans made with, high-temperature, reinforced corrosion resistant plastic that is impervious to chemical attack and has been specially designed for motor applications. All motors utilize bi-directional cooling fans.

MOD CENTRAL - Motor Modifications

Non-Sparking Polypropylene Fan / Fan Cover

Modification includes the removal of the original fan and fan cover and replacing with a non-sparking polypropylene fan and fan cover. Marathon's XRI®-Severe Duty and IEEEE841 come standard with non-sparking fans and fan covers. Call for lead-time.

Fan Removal

TEFC to TEAO. Convert a motor from totally enclosed, fan cooled construction to totally enclosed, air-over by removing fan cover, fan, and cutting off the fan end shaft. The modified motor must be mounted in the air stream of the driven fan for cooling purposes. The customer is responsible for providing adequate airflow over the motor. Lead-time is 2 days.

Cast Iron Fan Cover

Modification includes removal of the polypropylene fan cover on Blue Chip® and XRI® motors and installation of a cast iron cover. Call for lead-time.

Frequency - MOD7 (Mult. Symbol S4)

Most motors commonly operate on 60 hertz (HZ) within North America. However, 50 hertz systems are common in other countries.

Frequency Re-Rate 60 HZ to 50 HZ

Marathon Electric's standard motors rated at 60 HZ may be operated at 50 HZ at reduced voltage and horsepower or Service Factor. A label containing specific re-rating information will be attached to the motor. Frame size is subject to change. Leadtime is 1 day.

Grease / Fittings - MOD15 (Mult. Symbol S4)

Standard grease is Exxon Polyrex® EM with a bearing operating temperature range of -30° to +150°C for ball and roller bearings. Devices for installing grease into the motors, such as zerk fittings, are available.

Grease Relief Fittings

Install standard grease relief fitting on motor. Grease relief fittings serve as an outlet to equalize pressure in the motor. Not available on explosion proof motors. Lead-time is 2 days.

Zerk Fittings (Cast Iron Motors)

Replace standard grease plugs on motors with zerk fittings. XRI® Severe Duty and IEEEE841 motors come with zerk fittings as standard equipment. Not available on explosion proof motors. Lead-time is 2 days.

Low Temperature Grease

Bearing grease may be changed to allow for a lower operation range. The motor bearings and end bells are purged and repacked with Beacon 325 grease or equivalent with a temperature range of -60°C to +120°C. Call for lead-time.

High Temperature Grease

Bearing grease may be changed to allow for a higher operating range. The motor bearings and end bells are purged and repacked with Dow Corning DC44M grease or equivalent with a temperature range of -40° to +204°C. Call for lead-time.

Grounding - MOD20 (Mult. Symbol S4)

All motors 48 to 449T Frame have grounding provisions per NEMA and NEC Standards. Explosion proof motors are permitted to have a frame ground, but electrical ground in conduit box must also be connected.

Conduit Box Grounding Lug

Add clamp-type grounding lug in the conduit box. Lead-time is 2 days.

On-Frame Grounding (Cast Iron Motors)

Addition of drilled and tapped hole on conduit box side of frame with installation of grounding lug. Available on non-explosion proof cast iron ratings only. Lead-time is 2 days.

Shaft Grounding Brush

Shaft grounding brushes are recommended (NEMA MG1 31.4.4.3) as an effective means of bearing protection for motors operated from inverter power. One brush is adequate to bleed down inverter-sourced shaft voltages, thereby protecting both bearings for motors as large as 5011 frame. May not be installed on motors used in Division 1 or Division 2 hazardous locations. Does not fit all motor types. Contact factory for lead-time.

Inverter Duty Motors - MOD25, MOD26, and MOD43 (Mult. Symbol S4)

"Inverter Duty" describes a class of motors that are capable of operation from a variable frequency drive. Many Marathon general purpose motors are suitable for most variable torque and some limited constant torque applications.

These motors do not have provisions for mounting encoders, but are suitable for use with volts/hertz or open loop vector controls. As required under Federal law, these motors comply with EAct efficiencies when operating from utility power.

MOD CENTRAL - Motor Modifications

INV. DUTY (LEADTIME 2 DAYS)

Mod #	Appl.	Mtr. Type	Mod
25	Variable Torque	Any	Add thermostats, re-nameplate
26	10:1 CT	EPAct TEFC	Oversized fan, Add thermostats, re-nameplate
	20:1 CT	XRI® TEFC	
43	10:1 CT	EPAct TEFC	Oversized fan, re-nameplate
	20:1 CT	XRI® TEFC	

Operation of motor on VFD exempts motor from Epaact mandated efficiency levels.

Leads - MOD9, MOD13, MOD33, and MOD40 (Mult. Symbol S4)

All motors are provided with standard leads of ample length for easy connection in the conduit box to the power leads. Lead size and material are dependent upon the class of insulation system in the motor and the current capacity required.

Reconnection - MOD9

Reconnect dual voltage 9-lead or 12-lead motors to a 3-lead single voltage. Specify desired voltage when ordering. On single phase motors, specify rotation.

*Part Winding Start and Star-delta connections are excluded.

Terminal Lugs - MOD13

Addition of a crimp-type terminal. Marathon's 364T Frame and larger come standard with lead lugs. Lead-time is 2 days.

Remark Leads - MOD33

Using cloth markers, remark leads with numbers or letters. Please specify markings. Lead-time is 2 days.

Longer Leads - MOD33

Extend leads up to two feet longer than standard by splicing. Splice will be visible in conduit box. Not available on explosion proof motors. Lead-time is 2 days.

Mounting/Assembly - MOD1 and MOD39 (Mult. Symbol S4)

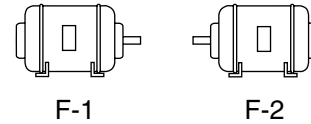
Motors listed are horizontal, foot mounted. Many stock motors can be furnished in assembly positions as illustrated. Modification includes repositioning of vents, baffles, drains, and conduit box, where applicable.

Convert to Floor, Ceiling, or Wall Mount

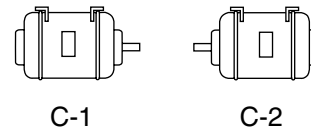
Convert standard F1 mount to F2, W1, W2, W3, W4, W5, W6, W7, W8, C1, or C2 mount. The mounting symbol is required when ordering to indicate the proper mounting.

Example: Motor will be modified F1 to wall mounting W3.

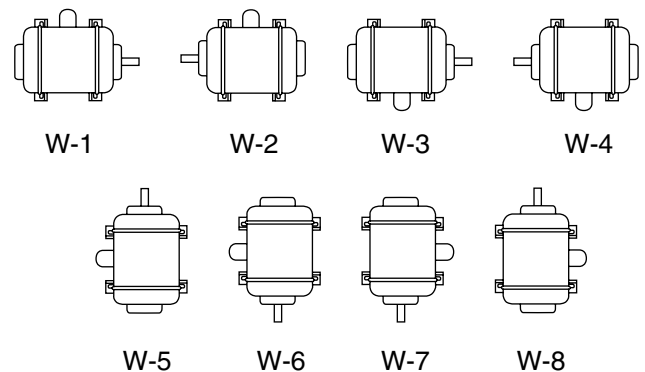
FLOOR MOUNTING ASSEMBLIES



CEILING MOUNTING ASSEMBLIES



WALL MOUNTING ASSEMBLIES



Mounting/Assembly MOD1 and MOD39

When motors are ordered according to a particular mounting symbol, end brackets are assembled and grease fittings are properly installed for operation with the motor in the position shown. No attempt is made to locate fittings on any particular side of the motor. Horizontal ball bearing motor assembly W5, W6, W7, and W8 are not suitable for external thrust in excess of weight of the rotor and half-coupling. Cast Iron ODP and TEFC, 360 and larger, are not suitable for vertical operation. Consult Engineering for TEFC Build Up. Lead-time is 2 days.

Adjustable Motor Bases - MOD39

Adjustable bases are a convenient means for adjusting belt tension or may be used as mounting plates. Adjustable motor bases are bolted to fixed base of motor prior to shipping. NEMA 215T and smaller bases feature one adjusting screw. Bases on NEMA 254T and larger feature two adjusting screws. Bases are not suitable for vertical mounting. Lead-time is 2 days.

MOD CENTRAL - Motor Modifications

Nameplates / Markings - MOD7

(Mult. Symbol S4)

Nameplate material is mylar or stainless steel depending on motor design and enclosure.

Replacement Nameplate

A duplicate replacement can be provided, but will not have CSA or UL Listings unless installed to motor in a Marathon Electric facility. Lead-time is 1 day.

Stainless Steel Nameplate

Replace existing mylar nameplate with 304 stainless steel nameplate. Lead-time is 1 day.

Separate Nameplate for Customer Data

A separate customer nameplate can be furnished. Information contained must be submitted at time of order. These additional nameplates cannot be supplied with CSA or UL Listings unless installed to motor in a Marathon Electric facility. Lead-time is 2 days.

Additional Data on Nameplate

Motors can be re-nameplated for alternate ratings. Changes in horsepower, altitude, ambient, voltage, frequency, etc. Lead-time is 1 day.

CE Marking

CE compliant marking can be provided for all non-explosion proof NEMA frame motors. Many stock motors already contain CE marking. Lead-time is 2days.

Rotation Arrow

All motors utilize bi-directional cooling fans. Specify rotation facing shaft extension on order entry form. Available on Single Phase only. Lead-time is 1 day.

Packaging - MOD29 (Mult. Symbol S4)

ISPM-15 requires the use of heat-treated wooden packaging materials when shipping into all foreign countries (a temporary exemption exists for Canada). Modification includes replacement of wooden pallet with heat-treated pallet. Does not include export crating for ocean freight (contact factory for export packaging cost).

Paint - MOD8 (Mult. Symbol S4)

The standard paint finish is a two-coat paint system. The first coat is a rust-inhibitive primer applied to protect the castings during storage and manufacturing. The second coat is a powder coat on 48-140 frame, enamel on non-severe duty motors, or a 2-part epoxy on severe duty 180-5000 frame motors.

Special paints and color options are available if compatible and reviewed by application engineering. Paint chips and material safety data sheets are required.

Repaint to a Marathon Stock Color

Repaint motor to another Marathon Electric stock paint color. Colors include: Marathon Electric Blue Chip® blue, PowerWash™ white, farm duty black, Fire Pump red, light gray, or dark gray. Specify color on order. Leadtime on enamel paint is 2 days. Epoxy paint requires a 3 day lead-time.

Repaint to a Special Customer Color

Repaint to a Special Customer paint color by obtaining paint chip from customer and making the proper match. Lead-time is 3 days from the date the paint color is confirmed from the customer. Epoxy paint requires a 4 day lead-time.

Screens - MOD11 (Mult. Symbol S4)

Corrosion resistant screens can be furnished over the air intake and discharge openings of cast iron dripproof motors. Dripproof motors equipped with these screens conform to the dripproof guarded definition appearing in NEMA MG-1, Part 1.

Rodent Screens (ODP Motors)

Includes disassembly of dripproof motors and the installation of corrosion-resistant rodent screens on all air inlet and discharge openings. Call for lead-time.

Service Factor - MOD7 (Mult. Symbol S4)

A multiplier that may be applied to the rated horsepower of a motor, which indicates a permissible horsepower loading at rated voltage and frequency.

AC Motor Service Factor Re-Rating

When a 1.15 Service Factor or higher is required, please refer to the list adder. Frame size is subject to change. Not available on explosion proof motors. Lead-time is 1 day.

Severe Duty Construction - MOD16 (Mult. Symbol S4)

This modification starts with a Marathon Blue Chip® Totally Enclosed cast iron frame motor and reworks it to all cast iron construction. With additional enhancements, the motor is prepared for a severe or harsh industrial environment.

Remove polypropylene fan cover and sheet metal conduit box from the motor and replace with cast iron fan cover, threaded and gasketed conduit box, apply epoxy finish to motor exterior, and add brass drain and breather. Lead-time is 2 days.

MOD CENTRAL - Motor Modifications

Shaft Modification - MOD42

(Mult. Symbol S4)

Motors are furnished with a single straight shaft with sled runner keyway and a rectangular key. For motors in frames 143T through 449T, a long shaft for V-Belt drive is supplied. 2-Pole motors in frames 324 through 449 and certain other 4-Pole ratings are furnished with short shafts for direct connections. Modifications are for existing shafts only. Not applicable if a new shaft is required. Call for lead-time.

TS Shaft

Convert "T" frame shaft to a "TS" Frame shaft. Modify motor by reducing the shaft, adding new keyway, and shortening the shaft length to the NEMA "TS" dimension. Lead-time is 2 days.

Drill & Tap Hole

Drilled radially or in the end of the shaft. Drilled and tapped in the end of the shaft. Lead-time is 3 days.

Mill Flat on Shaft

Mill a flat on the drive end shaft extension. Provide detail of flat with the order. Lead-time is 2 days.

Steps on Shaft

One to three reductions in shaft diameter. Customer to specify number of reductions at time of order. Call for lead-time.

Stub Shaft MOD 42 (Mult Symbol S4)

Add Stub Shaft to Fan Cooled XRI®-SD, XRI®-841 (182-449 Frames) to accommodate addition of encoder on opposite drive end of motor. Lead time 2 days.

Space Heaters - MOD12 and MOD41 (Mult. Symbol S4)

Space heaters are used to prevent the build-up of condensation on the windings of the motor when the motor is not operating. Space heaters are typically installed on the end-turns of the coils.

Space Heaters - ODP & TEFC - MOD12

Space heaters can be furnished on drip-proof and totally enclosed motors. Heater leads are normally brought out to the motor conduit box. Heater voltage is available in three voltages for 60 Hz operation of 115, 230, or 460 volt, single-phase. Space heaters are sized per NEMA standards. Lead-time is 2 days.

Space Heaters - IEC Frames - MOD12

Space heaters can be furnished on IEC motors. Heater leads are normally brought out to the main terminal box. Heater voltage is available in two voltages for 50 Hz operation. Lead-time is 2 days.

Space Heaters - Explosion Proof - MOD41

Space heaters can be furnished on explosion proof motors. Heater leads are normally brought out to the motor conduit box. Heater voltage is available in three voltages for 60 Hz operation of 115, 230, or 460 volt, single-phase. Space heaters are sized per NEMA standards. Lead-time is 2 days.

Terminal Blocks - MOD57 (Mult. Symbol S4)

Conduit box mounted terminal blocks provide for a convenient termination of power leads. The terminal blocks are sized for the proper amperage and voltage of the motor. The Globetrotter® IEC motor has IEC terminal blocks as standard.

Terminal Block

Install terminal blocks in conduit box of NEMA motor with lead connection. Customer to advise on lead connection. Call for lead-time. Contact factory to verify capability.

Thermal Protection - MOD14, MOD37 (Mult. Symbol S4)

Thermal protection are built in protective devices that prevent motor overheating. They work either by interrupting the power supply when the motor overheats or by incorporating a pilot device that opens the holding circuit of a magnetic starter or energizes an alarm bell or warning light.

Thermostats - Windings - MOD14

Thermostats are mounted on the stator winding and are temperature-sensing only, with normally closed snap action contacts. These devices are installed on the end-turns of the motor winding. Their purpose is to activate a warning device or shut down the motor upon excessive winding temperatures. The standard arrangement is the addition of 2 or 3 thermostats to the winding end-turns, connected in series with the leads brought out to the main motor conduit box. Class I Groups C & D / Class II Groups F & G Explosion Proof motors have hermetically sealed thermostats as standard. Lead-time is 2 days.

Thermistors - Winding

Thermistors are small, non-linear resistance devices placed on the stator windings. As the critical temperature is reached, the resistance of the thermistor changes radically, causing operation of a control relay. The standard arrangement is Q-3 positive temperature coefficient (PTC) type on winding end-turns with leads brought out to the main motor conduit box. On IEC motors the leads are brought into a condulet adjacent to the main conduit box and includes a terminal block. As standard, 3 Texas Instrument thermistors are furnished, one per phase. Lead-time is 2 days.

MOD CENTRAL - Motor Modifications

Thermocouples - Winding or Bearing Housing

Thermocouples sense temperature and offer inherent protection against abnormal stall and running conditions. The standard arrangement is the addition of an iron constantan thermocouple to the winding end turns or bearing housing with leads brought out to the main motor conduit box. Available on non-explosion proof motors. Customer must specify number, type, and location at time of order. Lead-time is 2 days.

Bearing Temperature Detector (RTDs)

RTDs are precision wire-wound resistors with calibrated temperature-resistance characteristics. The standard arrangement is the addition of a 100 ohm platinum RTD to the inside of the bearing housing with the leads brought out to the main motor conduit box. These devices are used in conjunction with customer supplied instruments. Lead-time is 3 days.

Weatherproofing/Special Service

MOD5, MOD7, MOD48, MOD49, MOD58 (Mult. Symbol S4)

Weatherproofing or special service provides additional protection to windings and mechanical parts as well as special greases or modifications per industry specifications such as NEMA, IEEE, or automotive. Call for lead-time.

Arctic Duty Motors - MOD 58

Motors for operation in ambient temperatures below -25°C require special features, as per the table below. Modification includes re-nameplating motor's ambient temperature. The normal maximum ambient temperature rating of 40°C is maintained. Call for lead-time.

Arctic Duty Specification - Totally Enclosed Non-Explosion Proof

AMBIENT TEMPERATURE	LOW TEMP. GREASE	SPACE HEATERS
-25° to -30°		X
-30° to -35°	X	X

Marine Duty Motors - MOD7

Requires the selection of a Blue Chip® XRI®-SD or IEEE-841 TEFC motor that meets IEEE45 and USCG. Adder provides for addition of a nameplate with the required data to meet IEC 60092 IP54 marine duty for above or below deck. If the specification requires marine plan documentation and/or American Bureau of Shipping (ABS) approval, contact Marathon Electric for price and availability. Lead-time is 1 day.

Tropical Anti-Fungus Treatment - MOD5

Windings and mechanical parts coated with polyurethane for superior protection to resist tropical environments. Not available on brake motors. Lead-time is 2 days.

Ford EM-1 Motors - MOD48

Modify Blue Chip® XRI® Severe Duty motor to meet Ford Motor's EM-1 T-Frame automotive specification. Modification requires adding ABMA bearing numbers and plugging second set of mounting holes on applicable frames. Lead-time is 2 days.

Hazardous Duty™ Service

Division 2 Hazardous Motors - MOD49

The Division 2 hazardous modification incorporates a new fan, fan guard, and nameplate on most TEFC motors. XRI®-SD and IEEE841 motors have Division 2 statement on the nameplate as standard. The nameplate will say "CSA Certified, Group I, Division 2, Groups A, B, C, and D, Temperature Code. (See chart below) Call for lead-time.

NEMA FRAME	SERVICE FACTOR	POWER SUPPLY	FREQUENCY RANGE	TEMP CODE
56-449T	1.0	SineWave	50-60Hz	T3
56-449T	1.0	PWM	3-120Hz	T2D
56-449T	1.15	SineWave	60Hz	T2B

Accessory Kits - Index

DESCRIPTION	PAGE NUMBER
Bases	
▪ Adjustable Motor Bases	221
▪ Transition Bases	221
Bearings	
▪ Ball Bearing Conversion Kits	218
▪ Roller Bearing Conversion Kits	218
Blowers	
▪ Axial Blower Kits	218
Brackets	
▪ C-Face Kits - Dripproof	207
▪ C-Face Kits - XRI® Dripproof	207
▪ C-Face Kits - Totally Enclosed	208
▪ C-Face Kits - XRI® IEEE 841	209
▪ D-Flange Kits	210
▪ FF (B5) Flange (IEC D-Flange)	210
▪ FT (B14) Flange (IEC C-Face)	210
▪ Metric Flanges to Reduce Diameter	210
Brakes	
▪ Brake Kits - Single and Three Phase	211
▪ Brake Kits - Inverter Duty (Black Max® and Blue Max®)	211
▪ Double C-Face Coupler Brake	211
▪ Vertical Modification Kit	211
Capacitor Kits	
▪ Capacitor Mounting Kit	214
▪ Capacitor with Mounting Kit	214
▪ Oval Run Capacitors	214
▪ Capacitor Selection Guide	215
Conduit Box	
▪ Cast Iron Conduit Box Kits	216
Drip Covers	
▪ Motor Rainshield/Fan Canopy	216
▪ Drip Cover Kits (48-256T Frame)	216
Encoders, Cables, and Stub Shaft	
▪ Avtron - Black Max® / Blue Max®	219
▪ BEI - Black Max® / Blue Max®	219
▪ Dynapar - Black Max® / Blue Max®	219
▪ EPC - Black Max® / Blue Max®	219
▪ Northstar - Black Max® / Blue Max®	219
▪ Turck - Black Max® / Blue Max®	219
▪ Danaher Controls (Cable Kits)	219
▪ Encoder Stub Shaft Kit (XRI®-SD & XRI®-841, TEFC only)	219
Explosion Proof	
▪ Explosion Proof Conduit box	216
▪ Lead Exit Reducer	216
Grounding	
▪ AEGIS - Shaft Grounding Ring Kit	220
▪ Shaft Grounding Brush Kit	220
▪ Replacement Brush	220

ACCESSORY KITS

Accessory Kits - Index

DESCRIPTION	PAGE NUMBER
Mounting	
▪ 48 Frame Lug Mount Kits	213
▪ Fedders Adapter Plate	214
▪ Fedders Mounting Kit	214
▪ Length Adapter Kit	214
▪ Resilient Base Latches	213
▪ Resilient Base (includes latches)	212
▪ Resilient Mounting Kit	212
▪ Resilient Ring Kit	212
▪ Rheem/Ruud Mounting Kit	214
▪ Rubber Mounting Hardware	213
▪ Split Mounting Rings	213
Pool & Spa Motor Accessories	
▪ Base Plates	217
▪ Bearings	217
▪ C-Face Endsheids	217
▪ Capacitors	217
▪ ODE Endsheids	217
▪ Square Flange Endsheids	217
▪ Start Mechanisms	217
▪ Switches	217
▪ Voltage Change Plug	217
▪ Pool Motor Rainshield Kit	217
Severe Duty Construction (Upgrade Kits)	
▪ Cast Iron Fan Cover and Conduit Box Kits	218
Shaft Kits	
▪ Blower Wheel Remover	215
▪ Brass Punch	216
▪ Encoder Stub Shaft Kit (XRI®-SD & XRI®-841, TEFC only)	219
▪ Shaft Adapter Sleeve	215
▪ Shaft Lock Device	215
▪ Tapered Fork	215
Switches	
▪ Toggle Switches	215
Terminal Block Kits	
▪ Terminal Block Kits - 182 to 449 Frames	209

ACCESSORY KITS

Accessory Kits - Multiplier Symbol S4



Complete kits with hardware necessary for converting Marathon stock rigid base motors to "C-Face" mounting with rigid base.

Excludes Blue Chip® XRI® Dripproof stock motors, see below

C-Face Kits - Dripproof (Standard and EAct Efficiency)

CAT. NO.	FRAME	KIT NO.	LIST PRICE	WHERE USED (Models Containing)	FOOT NOTES
A435	56	KIT 56CDR-1	\$33	a 17mm (203) bearing	
AG212	56	161L185AAG1	\$33	a 17mm bearing (5K Type, 30 Frame)	
A534	56	161L187BAG1	\$33	a 17mm bearing (5K Type, 40 Frame)	
A436	56-143T-145T	KIT 140TCDR-1	\$62	a 25mm (205) bearing	75
A535	143T-145T	161L187BCG1	\$62	a 25mm bearing (5K Type, 40 Frame)	75
A666	182T-184T	KIT 175691	\$91	TTDW	75
A606	213T-215T	KIT 210TCDW	\$128	TTDW, TBDW, or TCDW	75
A612	254T-256T	KIT 250TCDX	\$147	TTDX	75
A610	284T-286T/TS	KIT 280TCDP	\$273	TTDP or TSTDP	
A287	284T-286T/TS	KIT 280TCDC	\$273	TTDC/N	
A1287	284T-286T/TS	KIT 280TCDCA	\$273	TTDCA	
A613	324T-326T/TS	KIT 320TCDP	\$456	TTDC/P or TSTDC/P	
A216	364T-365T	KIT 360TCDS	\$601	TTDC/S	
A219	364TS-365TS	KIT 360TSCDS	\$601	TSTDC/S	
A222	404T-405T	KIT 400TCDS	\$657	TTDS	
A225	404TS-405TS	KIT 400TSCDS	\$657	TSTDS	
A228	444T-445T	KIT 440TCDS	\$1,257	TTDS	
A231	444TS-445TS	KIT 440TSCDS	\$1,257	TSTDS	
A293	447TS/449TS	KIT 440TSCDN	\$1,257	TSTDN	

C-Face Kits - Blue Chip® XRI® Dripproof

CAT. NO.	FRAME	KIT NO.	LIST PRICE	WHERE USED (Models)	FOOT NOTES
A600	143T-145T	KIT 175181	\$62	U244, U758, U265, U245, U759, U246, and U760	75
A436	143T-145T	KIT 140TCDR-1	\$62	E927, E928, and E929	75
A602	213T-215T	KIT 175066	\$127	U268, U269, U763, U764, U765 and U766	75
A622	254T-256T	KIT 175067	\$146	U254, U255, U767, U768, U769 and U770	75
A626	284T-286T	KIT 175058	\$272	U256, U257, U771, U772, U773 and U774	
A627	324T-326T	KIT 175454	\$455	U775, U776, U777, U778, U798 and U799	
A628	364T-365T	KIT 175060	\$601	U779, U782, U783, U784, U927 and U928	
A629	364T-365T	KIT 175601	\$601	U1779, U1782, U1783, U1784, U1927 AND U1928	
A216	364T-365T	KIT 360TCDS	\$601	E921	
A222	404T-405T	KIT 400TCDS	\$657	E922, E923, U270 and U271	
A225	404TS-405TS	KIT 400TSCDS	\$657	U250 and U251	
A228	444T-445T	KIT 440TCDS	\$1,257	U272, U273, E924, E925 and E926	

All Kits Listed on This Page are Stock

Accessory Kits - Multiplier Symbol S4



Complete kits with hardware necessary for converting Marathon stock rigid base motors to "C-Face" mounting with rigid base.

Excludes Blue Chip® XRI® IEEE-841 stock motors, available on the next page.

C-Face Kits - Totally Enclosed

CAT. NO.	FRAME	KIT NO.	LIST PRICE	WHERE USED	FOOT NOTES
A437	56	KIT 56CFR-1	\$33	a 17mm bearing (standard frame)	
AG215	56	161L186AAG1	\$33	a 17mm bearing (5K Type, 30 Frame)	
A536	56	161L188BAG1	\$33	a 17mm bearing (5K Type, 40 Frame)	
A665	56	KIT 175076	\$33	Use on 56 frame XRI-NEMA Premium rolled steel models	
A438	56-143T-145T	KIT 140TCFR-1	\$62	a 25mm bearing or TBFR, TCFR, TTTR, or TTFR	75
A537	140T	161L188BCG1	\$62	a 25mm bearing (5K Type, 40 Frame)	75
A642	140T	KIT 175077	\$62	Use on 140 frame XRI-NEMA Premium rolled steel models	75
A603	143T	KIT 143TCFN	\$62	TTFN, TTTC, or TTTN	75,76
A655	145T	KIT 145TCFN	\$62	TTFN, TTTC, or TTTN	75,76
A666	182T-184T	KIT 175691	\$91	Use on 180 frame XRI-NEMA Premium rolled steel models or TTFW	75
A643	182T-184T	KIT 175296	\$91	Use on model numbers 182/4TTFR4026 (8-1/2"AK) and 182/4TTFR4040	75
A644	182T-184T	KIT 180CF8.5-1	\$91	TTTL/S, TCFL/R, TBFR, TTFC/L/R/S or THTS (Standard 8-1/2" AK dim.)	75
A645	182T-184T	KIT 180CF4.5-1	\$91	TTFC/L/R/S (Non-Std. 4-1/2" AK dim.)	75
A609	213T-215T	KIT 210TCFW	\$128	TTFW, or TBFW	75
A667	213T-215T	KIT 175844	\$128	Use on 210 frame XRI-NEMA Premium rolled steel models containing TTFW1	75
A204	213T-215T	KIT 210TCFL	\$128	TTFL/R or TBFL	75
A206	213T-215T	KIT 210TCFS	\$128	TTFC/S, THFS, TTTS and THTS (except 213/5TTFC4075)	75
A652	213T-215T	KIT 175068	\$128	Use on models 213TTFC4076 and 215TTFC4076	75
A209	254T-256T	KIT 250TCFL	\$147	TTFL, and THTL (254TTFL4076)	75
A1209	254-256T	KIT 250TCFL-R	\$147	TTFL1 and THTL1 (current frame design) (254TTFL14076)	75
A601	254T-256T	KIT 250TCFP	\$147	TTFC (except 254/6TTFC4076)	75
A284	254T-256T	KIT 250TCFNA	\$147	TTFNA, and THTNA	75
A239	254T-256T	KIT 250TCFPA	\$147	TTFPA, THTPA, and TSTFPA	75
A653	254T-256T	KIT 175191	\$147	Use on model numbers 254TTFC4076 and 256TTFC4076	75
A611	284T-286T/TS	KIT 280TCFP	\$273	TTFC/P, THFP, TSTFP or TSTFC (except 284/6TTFC4076)	
A617	284T-286T/TS	KIT 280TCFPA	\$273	TTFPA, THFPA, and TSTFPA	
A615	284T-286T/TS	KIT 280TCFN	\$273	TTFN or TSTFN	
A654	284T-286T	KIT 175061	\$273	Use on model numbers 284TTFC4076 and 286TTFC4076	
A618	284T-286T/TS	KIT 280TCFNA	\$273	TTFNA, THFNA, or TSTFNA	
A214	324T-326T/TS	KIT 320TCFS	\$473	TTFS, THFS, or TSTFS	
A614	324T-326T/TS	KIT 320TCFP	\$473	TTFC/P, THFP, TSTFP or TSTFC	
A619	324T-326T/TS	KIT 320TCFPA	\$473	TTFPA, THFPA, AND TSTFPA	
A217	364T-365T	KIT 360TCFS	\$601	TTFC	
A395	364T-365T	KIT 360TCFSR	\$601	TTFS or THFS	
A396	364TS-365TS	KIT 360TSCFSR	\$601	TSTFS or TSHFS	
A223	404T-405T	KIT 400TCFS	\$657	TTFS or THFS	
A226	404TS-405TS	KIT 400TSCFS	\$657	TSTFS or TSHFS	
A229	444T-445T	KIT 440TCFS	\$1,257	TTFS or THFS	
A232	444TS-445TS	KIT 440TSCFS	\$1,257	TSTFS or TSHFS	
A620	444T-445T	KIT 440TCFN	\$1,257	TTFN or THFN	
A621	444TS-445TS	KIT 440TSCFN	\$1,257	TSTFN or TSHFN	
A623	447/9T	KIT 449TCFS	\$1,257	TTFS or THFS with ball bearings	
A624	447/9TS	KIT 449TSCFS-1	\$1,257	TSTFS (313 bearing), 2-Pole	
A625	447/9TS	KIT 449TSCFS-2	\$1,257	TSTFS (318 bearing) 4-, 6-, and 8-Pole	

All Kits Listed on This Page are Stock

Accessory Kits - Multiplier Symbol S4

Complete Kits with hardware and Inpro/Seal® necessary for converting Marathon stock IEEE-841 rigid base motors to “C-Face” mounting with rigid base.

C-Face Kits - Blue Chip® XRI® IEEE-841 Motors

CAT. NO.	FRAME	KIT NO.	LIST PRICE	WHERE USED (Models Containing)	FOOT NOTES
A181	143T	KIT 143TCN - 841	\$130	THTN	75,76
A262	145T	KIT 145TCN - 841	\$130	THTN	75,76
A182	182T - 184T	KIT 180TCFS - 841	\$184	THTS or THFS	75
A183	213T - 215T	KIT 210TCFS - 841	\$248	THTS or THFS	75
A184	254T - 256T	KIT 250TCFNA - 841	\$284	THFNA	75
A185	284T - 286T	KIT 280TCFN - 841	\$532	THFN	
A186	284T - 286T	KIT 280TCFNA - 841	\$532	THFNA	
A187	324T - 326T	KIT 320TCFS - 841	\$873	THFS	
A188	364T - 365T	KIT 360TCFSR - 841	\$1,093	THFS	
A189	364TS - 365TS	KIT 360TSCFSR - 841	\$1,093	TSHFS	
A190	404T - 405T	KIT 400TCFS - 841	\$1,200	THFS	
A191	404TS-405TS	KIT 400TSCFS-841	\$1,200	TSHFS	
A192	444T - 445T	KIT 440TCFS - 841	\$1,669	THFS	
A193	444TS - 445TS	KIT 440TSCFS - 841	\$1,669	TSHFS	
A194	444T - 445T	KIT 440TCFN - 841	\$1,669	THFN	
A195	444TS - 445TS	KIT 440TSCFN - 841	\$1,669	TSHFN	

Terminal Block Kits

Terminal blocks provide for a convenient termination for power leads, and are sized for the proper amperage and voltage of the motor. These kits fit domestically produced NEMA TEFC, TENV, and ODP motors equipped with cast iron conduit boxes. **Not available on frames not listed.**

CAT. NO.	FRAME	KIT NO.	LIST PRICE
A1000	180-210	KIT 180-210 TERM BLK	\$90
A1001	250-320	KIT 250-320 TERM BLK	\$110
A1002	360	KIT 360 TERM BLK	\$150
A1003	405-445	KIT 400-445 TERM BLK	\$150
A1004	447/449	KIT 447/9 TERM BLK	\$175



ACCESSORY KITS

All Kits Listed on This Page are Stock

Accessory Kits - Multiplier Symbol S4

IEC Mounting Kits

Complete kits with hardware necessary for converting Marathon IEC stock motors to B5 and B14 mountings.

FT - Flange B14 Mounting Kits For Aluminum Frame Motors Only

Frame	CAT. NO.	KIT NO.	List Price	Bolt Circle "mm"
63	A561	KIT 631475	\$43	75
71	A562	KIT 711485	\$47	85
80	A563	KIT 8014100	\$53	100
90	A564	KIT 9014115	\$58	115

FF - Flange B5 Mounting Kits For Aluminum Frame Motors Only

Frame	CAT. NO.	KIT NO.	List Price	Bolt Circle "mm"
63	A569	KIT 635115	\$47	115
71	A570	KIT 715130	\$55	130
80	A571	KIT 805165	\$60	165
90	A572	KIT 905165	\$63	165

FT - Flange B14 Mounting Kits For Cast Iron Frame Motors Only

Frame	CAT. NO.	KIT NO.	List Price	Bolt Circle "mm"
100	A565	KIT 10014130	\$77	130
100	A581	KIT 175985	\$77	130
112	A566	KIT 11214130	\$84	130
112	A582	KIT 175987	\$84	130
132	A567	KIT 13214165	\$112	165
132	A583	KIT 175989	\$112	165
160	A568	KIT 16014215	\$219	215
160	A584	KIT 175991	\$275	215

FF - Flange B5 Mounting Kits For Cast Iron Frame Motors Only

Frame	CAT. NO.	KIT NO.	List Price	Bolt Circle "mm"
100	A573	KIT 1005215	\$84	215
100	A554	KIT 175984	\$84	215
112	A574	KIT 1125215	\$90	215
112	A555	KIT 175986	\$90	215
132	A575	KIT 1325265	\$120	265
132	A556	KIT 175988	\$120	265
160	A576	KIT 1605300	\$227	300
160	A557	KIT 175990	\$227	300
180	A577	KIT 1805300	\$281	300
180	A558	KIT 175890	\$310	300
200	A578	KIT 2005350	\$367	350
200	A559	KIT 175994	\$367	350
225	A579	KIT 2255400	\$470	400
225	A580	KIT 175995	\$641	400

Metric Flanges To Reduce Diameter For Aluminum Frame Motors Only

Motor Frame	New Frame Diameter	CAT. NO.	KIT NO.	Kit Only List Price
63	56	A585	KIT 175900	\$39
71	63	A586	KIT 175901	\$45
80	71	A587	KIT 175902	\$50
90	80	A588	KIT 175903	\$53

D-Flange Kits

Complete kits with hardware necessary for converting Marathon **stock rigid base** motors to D-Flange mounting with rigid base.

CAT. NO.	FRAME	ENCLOSURE	KIT NO.	LIST PRICE	WHERE USED (Models Containing)	FOOT NOTES
A647	254T-256T	TEFC	KIT 250TDFPA	\$363	TTFPA	97
A648	254T-256T	TEFC	KIT 250TDFNA	\$363	TTFNA	97
A649	254T-256T	TEFC	KIT 649R	\$363	TTFP or TTFC	97
A650	284T-286T/TS	DRIPPROOF	KIT 650R	\$638	TTDP, TTDC, TSTDP or TSTDC	
A651	284T-286T/TS	TEFC	KIT 651R	\$638	TTFP, TTFC, TSTFP or TSTFC	
A656	284T-286T	TEFC	KIT 280TDFNA	\$638	TTFNA	97
A658	324T-326T/TS	TEFC	KIT 320TDFS	\$721	TTFS, TSTFS	
A657	324T-326T	TEFC	KIT 320TDFPA	\$721	TTFPA or TSTFPA	97
A637	364T-365T	TEFC	KIT 360TDFC	\$852	TTFC	

Complete kits with hardware necessary for converting Marathon **stock C-Face rigid base** motors to D-Flange mounting with rigid base.

CAT. NO.	FRAME	ENCLOSURE	KIT NO.	LIST PRICE	WHERE USED (Models Containing)	FOOT NOTES
A630	182TC-184TC	TEFC	KIT 180TDFR	\$143	TTFR	d
A631	284TC-286TC	TEFC	KIT 280TDFP	\$639	TTFP	d
A632	324TC-326TC	TEFC	KIT 320TDFP	\$782	TTFP	d
A634	405TC	TEFC	KIT 400TDFS	\$1,066	TTFS	d

All Kits Listed on This Page are Stock

Accessory Kits - Multiplier Symbol S4 (except as noted)

Brake Kits - Single and Three Phase Motors

Stearns Brake Kits

These kits include a brake mounted to an external cast aluminum fan guard. Designed for easy field installation on Marathon's Four-In-One motors, 56, 143 and 145 frames only.

TORQUE RATING LB-FT	LIST PRICE	115/230 VOLT		208-230/460 VOLT		575 VOLT	
		CAT. NO.	KIT NO.	CAT. NO.	KIT NO.	CAT. NO.	KIT NO.
3	\$355	A306	KIT 3BRK1	A301	KIT 3BRK3	A297	KIT 3BRK3A
6	\$419	A307	KIT 6BRK1	A302	KIT 6BRK3	A298	KIT 6BRK3A
10	\$518	—	—	A303	KIT 10BRK	A299	KIT 10BRKA

Selection Chart
(Used to select brake size)

MOTOR HP	BRAKEMOTOR SHAFT RPM		
	LB-FT @3600	LB-FT @1800	LB-FT @1200
1/4	—	—	3
1/3	—	3	3
1/2	3	3	3
3/4	3	6	6
1	3	6	6
1.5	6	10	10
2	6	10	—

Dings Brake Kits

These kits include a brake mounted to an external cast aluminum fan guard. Designed for easy field installation on Marathon's Four-In-One motors, 56, 143 and 145 frames only.

TORQUE RATING LB-FT	LIST PRICE	115/230 VOLT		208-230/460 VOLT		575 VOLT	
		CAT. NO.	KIT NO.	CAT. NO.	KIT NO.	CAT. NO.	KIT NO.
3	\$355	A1306	KIT BRK-3 115/230	A1301	KIT BRK-3 208-230/460	A1297	KIT BRK-3 575
6	\$419	A1307	KIT BRK-6 115/230	A1302	KIT BRK-6 208-230/460	A1298	KIT BRK-6 575
10	\$518	-	-	A1303	KIT BRK-10 208-230/460	A1299	KIT BRK-10 575

Inverter Duty, TENV Black Max® and Blue Max® Motors - Multiplier Symbol E3

TORQUE RATING LB-FT	LIST PRICE	115/208-230 VOLT		208-230/460 VOLT		575 VOLT	
		CAT. NO.	KIT NO.	CAT. NO.	KIT NO.	CAT. NO.	KIT NO.
6	\$638	A317	KIT BM6BRK115	A312	KIT BM6BRK	A315	KIT BM6BRK575
10	\$775	A318	KIT BM10BRK115	A313	KIT BM10BRK	A316	KIT BM10BRK575

For normal (140%) torque rating, do not apply on motors larger than 2 HP. Reduced braking torque and/or longer stopping times can result from applying an undersized brake on higher HP motors.

See page 230 for encoder kit for installation between motor and brake.

These brake kits fit on both Black Max® and Blue Max® TENV motors (See pages 175 and 177). These can also be used together with the Double C-Face SL56 encoder to make a closed loop inverter brake motor.

Vertical Modification Kit (Stearns 87000-series) - Multiplier Symbol E3

Includes required hardware to accommodate vertical-above or vertical-below mounting. 5HP (184) and larger.

CAT. NO.	KIT NO.	LIST PRICE
A157	KIT VRT87BRK	\$375



Double C-Face Coupler Brakes

ENCLOSURE NEMA2, IP-23 208-230/460V	CAT. NO.	KIT NO.	LIST PRICE	ENCLOSURE NEMA4, IP-54 208-230/460V	CAT. NO.	KIT NO.	LIST PRICE	ENCLOSURE NEMA4X, IP-55 208-230/460V	CAT. NO.	KIT NO.	LIST PRICE
3 ft. lb.	A903	KIT 903	\$473	3 ft. lb.	A906	KIT 906	\$582	3 ft. lb.	A909	KIT 909	\$674
6 ft. lb.	A904	KIT 904	\$528	6 ft. lb.	A907	KIT 907	\$657	6 ft. lb.	A910	KIT 910	\$729
10 ft. lb.	A905	KIT 905	\$601	10 ft. lb.	A908	KIT 908	\$729	10 ft. lb.	A911	KIT 911	\$801

All Kits Listed on This Page are Stock

Accessory Kits - Multiplier Symbol S4



Resilient Base - (GE)
Includes base and latch straps.
For use with motors having 2 1/4" resilient rings.

Nema 48 Frame, 2 1/4" Dia Rings

CAT. NO.	KIT NO.	LIST PRICE	SHELL LENGTH	FRAME SIZE
AG109	161L113AAG1	\$28	5.16	32
AG110	161L113AAG2	\$28	5.41	33
AG111	161L113AAG3	\$28	5.79	35
AG112	161L113AAG4	\$28	6.22	36
AG113	161L113AAG5	\$28	6.62	37
AG114	161L113AAG6	\$28	7.22	38
AG115	161L113AAG9	\$28	7.75	39

Nema 56 Frame, 2 1/4" Dia Rings

CAT. NO.	KIT NO.	LIST PRICE	SHELL LENGTH	FRAME SIZE
AG125	161L113ADG1	\$28	5.41	33
AG127	161L113ADG3	\$28	6.22	36, 49
AG128	161L113ADG4	\$28	6.62	37, 46
AG129	161L113ADG5	\$28	7.22	38, 49
AG130	161L113ADG14	\$28	7.75	39, 49



Resilient Base - MEMC
Used to add a Resilient Base to models having Resilient Rings. Results in 3" shaft height. Kit includes: mounting base and 2 latch assemblies.

6 1/2" Dia Fan & Blower Replacement Motors

CAT. NO.	KIT NO.	LIST PRICE	FITS CATALOG NO.
AG125	161L113ADG1	\$28	P243, P245
AG127	161L113ADG3	\$28	P244, P246, P180
AG128	161L113ADG4	\$28	P184, P185

CAT. NO.	KIT NO.	RING TO RING DIMENSION	LIST PRICE
A107	KIT 107-637	6.37"	\$11



Resilient Mounting Kit
Used to add a resilient base to models having hubs only. 3-1/2" shaft height. Kit includes: mounting base, 2 resilient rings, 2 latch assemblies, 2 end caps and a slinger.

KIT CAT. NO.	KIT NO.	USED WITH CAT. NO.	BASE LENGTH	LIST PRICE
A279	KIT 279	X500	8-5/8"	\$19
A280	KIT 280	X501, X511, X208	9-1/8"	\$19
A281	KIT 281	X507, X509	11-5/8"	\$42
A282	KIT 282	X503	10-5/8"	\$37
A283	KIT 283	X502, X207	9-5/8"	\$37
A308	KIT 308	X206	10-1/8"	\$37



Resilient Mount Kit
Fits 48 Frame motors with 2-1/2" diameter resilient rings. Available in 3 sizes to fit 9", 10" and 12" blowers.

CAT. NO.	KIT NO.	SIZE	LIST PRICE
A240	KIT 240	9"	\$36
A241	KIT 241	12"	\$54
A242	KIT 242	10"	\$44

All Kits Listed on This Page are Stock

Accessory Kits - Multiplier Symbol S4

Split Mounting Rings

Used for adapting a 2-1/4" Resilient Mounting Ring to 2-1/2". Kit includes: 4 split rings.



CAT. NO.	KIT NO.	LIST PRICE
A104	KIT 104	\$7

Resilient Ring Kit

Used to mount Resilient Rings onto Hubbed PSC Brackets. Kit includes: 2 rubber resilient rings and 4 split rings.



CAT. NO.	KIT NO.	LIST PRICE	NOTES
A110	KIT 110	\$10	2-1/4" (48 frame)
A114	KIT 114	\$14	2-1/2" (56 frame)

Rubber Mounting Hardware

Used for mounting the resilient base to a resilient ring. Kit includes: 4 clamps, 2 screws, and 2 nuts.



CAT. NO.	KIT NO.	LIST PRICE	NOTES
A112	KIT 112	\$7	56 Frame
A113	KIT 113	\$7	48 Frame

Resilient Base Latches

For use with standard bases. Two are required per motor.



CAT. NO.	KIT NO.	LIST PRICE	NOTES
AG195	161L110AA1	\$3	2 1/2" dia; 30 or 40
A518	161L110AA4	\$3	2 1/2" dia; 40

48 Frame Lug Mounts Kits



A249
Single Strap,
Dual Slot
2" L, 1/4" & 3/4" W
\$17



A250
Double Strap,
Dual Slot
2" L, 1/4" & 3/4" W
\$17



A251
Double Strap,
Dual Slot
4" L, 1/4" & 3/4" W
\$17



A252
Single Strap,
Single Slot
2" L x 3/8" W
\$17



A253
Double Strap,
Single Slot
2" L x 3/8" W
\$17



A254
Double Wire,
Single Slot
2" L x 3/8" W
\$17

All Kits Listed on This Page are Stock

Accessory Kits - Multiplier Symbol S4

Length Adapter Kit



Used to convert Hubless motors to Resilient Ring mount. One adapter bracket can be mounted directly to original motor bracket and the other is mounted on the motor's thru-bolts and can be adjusted to desired length. Kit includes: 2 adapters, 2 resilient rings, 4 split rings, and the necessary nuts, screws, and washers.


CAT. NO.	KIT NO.	DESCRIPTION	LIST PRICE
A111	KIT 111	Two Adapters	\$18

Rheem/Ruud Mounting Kit



Used to replace a Rheem/Ruud condenser fan motor where the original was held in place by four cables. Kit includes: prepunched plated steel plate, 4-8x32 nuts with washer fastened, 4-10x32 nuts with washers fastened and 4-1/4" sheet metal screws. Instructions included.

CAT. NO.	KIT NO.	LIST PRICE
A259	Kit 259	\$22



Feddners Mounting Kit

Used in Fedders air conditioners.

CAT. NO.	KIT NO.	LIST PRICE
A277	Kit 277	\$22

Feddners Adapter Plate

Used to match Fedders rectangular mounting stud pattern on 5-5/8" motors.

CAT. NO.	KIT NO.	LIST PRICE
A278	Kit 278	\$12

Capacitor Mounting Kit



Used for mounting a capacitor on the frame of a Permanent Split Capacitor motors. Kit includes: mounting strap, mounting screws, and terminal protection boot. (4 screws are included - 2#10 screws and 2#8 screws). **Fits 10mfd. and smaller capacitors only.**

CAT. NO.	KIT NO.	LIST PRICE
A100	Kit 100	\$7

Capacitor with Mounting Kit

Kit includes 370 volt capacitor, mounting strap, mounting screws and terminal protection boot.

CAT. NO.	KIT NO.	SIZE	LIST PRICE
A243	Kit 243	5.0 mfd	\$14
A244	Kit 244	7.5 mfd	\$17
A245	Kit 245	10.0 mfd	\$19

Oval Run Capacitors



CAT. NO.	KIT NO.	SIZE	LIST PRICE
A371	KIT 370-3	3mfd/370v	\$8
A372	KIT 370-4	4mfd/370v	\$8
A373	KIT 370-5	5mfd/370v	\$8
A375	KIT 370-7.5	7.5mfd/370v	\$10
A376	KIT 370-10	10mfd/370v	\$10
A378	KIT 370-15	15mfd/370v	\$17
A379	KIT 370-17.5	17.5mfd/370v	\$17
A380	KIT 370-20	20mfd/370v	\$19
A381	KIT 370-25	25mfd/370v	\$21
A382	KIT 370-30	30mfd/370v	\$24
A445	KIT 440-7.5	7.5mfd/440v	\$15
A446	KIT 440-10	10mfd/440v	\$17


All Kits Listed on This Page are Stock

Accessory Kits - Multiplier Symbol S4

Capacitor Selection Guide for Stock PSC Motors

370 VOLT											440 VOLT						
3.0 mfd	4.0 mfd	5.0 mfd					7.5 mfd	10.0 mfd	15.0 mfd	17.5 mfd	20.0 mfd	25.0 mfd	30.0 mfd	7.5 mfd	10.0 mfd		
X411	X223	X001	X048	X069	X210	X417	X000	X294	X004	X453	X009	X433	X206	X462	X271	X454	X237
X427	X273	X003	X049	X070	X212	X418	X002	X413	X010	X458	X016		X447	X449	X448	X446	X241
X429	X281	X006	X050	X080	X215	X419	X005	X415	X021	X1010	X023		X242			X405	
		X011	X052	X081	X216	X420	X013	X422	X033		X027						
		X012	X056	X082	X217	X423	X015	X424	X035		X036						
		X014	X057	X083	X219	X428	X018	X426	X038		X039						
		X017	X058	X086	X233	X430	X020	X450	X063		X085						
		X019	X059	X087	X234	X440	X022	X456	X068		X090						
		X034	X060	X088	X236	X441	X037	X457	X084		X099						
		X040	X061	X089	X258	X442	X071	X465	X096		X205						
		X041	X062	X097	X278	X443	X203		X098		X207						
		X042	X064	X200	X287	X445	X213		X208		X218						
		X043	X065	X202	X295	X463	X214		X211		X298						
		X044	X066	X204	X297	X464	X222		X221		X444						
		X045	X067	X209	X412	X262	X225		X400		X452						
							X231		X414		X455						
							X283		X416		X459						
									X451								


Shaft Adapter Sleeve



Used to increase the diameter of a shaft to a larger size. Available sizes include converting from a 1/2" dia. shaft with flat to a 5/8" dia. with key and from a 5/8" dia. with key to a 3/4" dia. with key. Kit includes adapter sleeve and key.

CAT. NO.	KIT NO.	TO CHANGE SHAFT	LIST PRICE
A105	KIT 105	1/2" to 5/8"	\$7
A106	KIT 106	5/8" to 3/4"	\$10


Shaft Lock Device



Used as a pry point for prying the blade off. Instructions included.

CAT. NO.	KIT NO.	LIST PRICE
A257	KIT 257	\$42

Blower Wheel Remover



Used to pull off corroded, rusted, stubborn blower wheels from 5/8" diameter shafts and smaller. Comes with complete instructions.

CAT. NO.	KIT NO.	LIST PRICE
A256	KIT 256	\$132

Tapered Fork



Used for prying off pulleys, fan blades, etc., from any shaft 5/8" diameter or smaller. Long 16" handle gives good leverage. Instructions included.

CAT. NO.	KIT NO.	LIST PRICE
A258	KIT 258	\$55

Toggle Switch



Start switches for single-phase open dripproof motors only in ratings one horsepower and smaller. Switch is mounted on the motor terminal box cover.

CAT. NO.	KIT NO.	LIST PRICE	NO. OF POLES	FRAME SIZE
AG228	112A515AKG4	\$33	Single (SPST)	30
AG229	112A515ASG2	\$33	Single (SPST)	40

All Kits Listed on This Page are Stock

Accessory Kits - Multiplier Symbol S4 (except as noted)

Brass Punch




Used for placing between your hammer and a motor's shaft or bearing. 3/4" diameter x 6" length.

CAT. NO.	KIT NO.	LIST PRICE
A261	KIT 261	\$19

Motor Rainshield/Fan Canopy

Sizes to fit 1/2" or 5/8" diameter shafts. 6.88" diameter. Shield has 8 air vanes to provide air circulation for motor. For vertical shaft up applications. Rain shield mounts over shaft.

MEMC



CAT. NO.	KIT NO.	SHAFT DIA.	LIST PRICE
A247	KIT 247	1/2"	\$7
A248	KIT 248	5/8"	\$7

(GE) Includes clamp and black plastic cover.



CAT. NO.	KIT NO.	LIST PRICE	WHERE USED
A549	52A101229AAG1	\$51	5.5" Dia. Motors, 1/2" shaft dia.

Drip Cover Kits

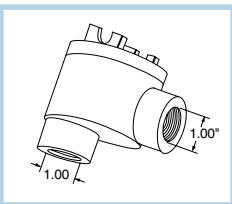
Mounts with two screws into the end bracket. Kit includes: drip cover, mounting screws, washers, and instructions. Contact Marathon Electric to determine compatibility with motor. For vertical shaft down applications.

Note: Kit 234, the mounting holes have a 4.80 bolt circle.

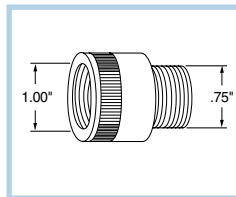
CAT. NO.	FRAME	KIT NO.	ENCLOSURE	LIST PRICE
A234	48-184T("629")	KIT 234	ODP OR TEFC	\$21
AG234	48-56	161L528AAG1	5K MDLS ODP or TEFC	\$21
A201	182T-184T	KIT 201	ODP	\$24
A662	182T-184T	KIT 175614	ODP (TTDW) or TEFC (TTFW)	\$55
A197	182T-184T	KIT 197	TEFC (4-IN-1)	\$24
A202	213T-215T	KIT 202	ODP (TTDR)	\$28
A198	213T-215T	KIT 198	ODP (TTDW)	\$28
A199	213T-215T	KIT 199	TEFC (4-IN-1)	\$28
A311	254T-256T	KIT 311	ODP (TTDX) Rigid Base	\$28

Conduit Box Kit (56/140 Frame Explosion Proof Motors)

For installation on rolled steel 56/140 frame explosion proof motors. Lead exit holes are 1" dia. NPT.



CAT. NO.	KIT NO.	LIST PRICE
A800	KIT 56 EXPR BOX	\$83



Lead Exit Reducers (56/140 Frame Explosion Proof Motors)

For reducing the lead exit from 1" to 3/4". Kit LDRDCR-M has an externally threaded 3/4" exit and internally threaded 1" exit.

CAT. NO.	KIT NO.	LIST PRICE
A803	KIT LDRDCR-M	\$15

Cast Iron Conduit Box Kits

Fits standard Blue Chip® motors. Threaded conduit box and gaskets.

CAT. NO.	FRAME	KIT NO.	LIST PRICE
A720	182-215T	KIT 180/210CB	\$71
A722	254T-256T	KIT 250CB	\$118
A729	284T/TS-286T/TS	KIT 280CB	\$159
A730	324T/TS-326T/TS	KIT 320CB	\$177
A119	364T/TS-445T/TS	KIT 364-445CB	\$297

All Kits Listed on This Page are Stock

Accessory Kits - Multiplier Symbol S4

Pool & Spa Motors Accessories



CAT. NO.	KIT NO.	DISCRIPTION	LIST PRICE
A940	52D310833AAP001	30 Frame C-face PE Endshield	\$19
A941	52D311808ARP1	40 Frame C-face PE Endshield	\$35
A942	52D310814AAP1	30 Frame OPE Endshield	\$13
A945	115D964P1	Base Plate for 30 Frame	\$7
A946	115D964P2	Base Plate for 40 Frame	\$7
A947	115D963P1	Back Compartment Cover	\$7
A948	113A617AG001	OPE bearing 17 mm	\$8
A949	113A620AYP1	PE bearing 20 mm	\$19
A950	976B399AAP9	Run Capacitor 15mfd/370v	\$21
A951	976B399AAP12	Run Capacitor 22.5mfd/370v	\$25
A952	976B399AAP13	Run Capacitor 25mfd/370v	\$26
A953	976B399ABP6	Run Capacitor 40mfd/370v	\$35
A954	976B399ABP9	Run Capacitor 45mfd/370v	\$31
A955	976B399ABP10	Run Capacitor 50mfd/370v	\$26
A956	161L198AAG9	Switch for Single Speed Models	\$8
A957	161L198AAG10	Switch for Two Speed Models	\$15
A958	161L197ABG1	Start mech for Single Speed Models	\$4
A959	161L197ABG11	Start mech for Two Speed Models	\$7
A960	111A271P101	Start Capacitor 297mfd/100v	\$11
A961	111A271P111	Start Capacitor 40mfd/220v	\$11
A962	52D310822ACDP1	30 Frame Square Flange PE Endshield	\$18
A963	52D311819ABP1	40 Frame Square Flange PE Endshield	\$35
A964	52A103486G1	Voltage Changing Plug	\$3

Pool Motors Rainshield Kit

Designed for horizontally mounted pump motors to adhere to UL1081 standard. Includes screw and rain cover.



CAT. NO.	KIT NO.	WHERE USED	LIST PRICE
AG697	161L210AAP1	5" & 5 1/2" Dia. Motors	\$51

All Kits Listed on This Page are Stock

Accessory Kits - Multiplier Symbol S4

Severe Duty - Upgrade to Cast Iron Fan Cover / Conduit Box

Fits standard Blue Chip® motors to achieve all cast iron construction.
Components include fan guard and threaded conduit box.

CAT. NO.	KIT NO.	LIST PRICE	FRAME	WHERE USED (Models Containing)
A715	KIT 140CB	\$98	143T-145T	TTTN
A718	KIT 180R	\$141	182T-184T	TTTS, TTFS, TTFC, THTS
A721	KIT 210R	\$205	213T-215T	TTFS, TTTS, THTS, TTFC
A723	KIT 250RFPA	\$249	254T-256T	TTFPA, or THFPA
A724	KIT 250RFNA	\$249	254T-256T	TTFNA, TTFCA, THTNA, or THFNA
A725	KIT 250R	\$249	254T-256T	TTFC
A726	KIT 280RFPA	\$346	284T-286T	TTFPA, TSTFPA, or TSHFPA
A727	KIT 280RFN	\$346	284T-286T	TTFN or TSTFN
A728	KIT 280R	\$346	284T-286T	TTFC or TTFP
A731	KIT 280RFNA	\$346	284T-286T	TTFNA, TSTFNA, THFNA or TSHFNA
A733	KIT 320RFPA	\$367	324T-326T	TTFPA, TSTFPA, THFPA, or TSHFPA

Ball Bearing Conversion Kits

For conversion of Roller Bearing on Drive End to Ball Bearing (for Direct-coupled applications).

CONFIRM KIT SELECTION WITH CUSTOMER SERVICE/ENGINEERING

CAT. NO.	KIT NO.	LIST PRICE	FRAME	BEARING SIZE	ENCLOSURE	WHERE USED (Models Containing)
A760	KIT 440BBFN	\$1,366	444T-445T	318	TEFC	TTFN
A761	KIT 449BBFS	\$1,421	447T-449T	319	TEFC	TTFS
A788	KIT 449BBFS-319	\$1,421	L447T-L449T	319	TEFC	TTFS
A787	KIT 449BBFS-322	\$1,421	447T-449T	322	TEFC	TTFS
A795	KIT L449BBFS-322	\$1,421	L447T-L449T	322	TEFC	TTFS

Roller Bearing Conversion Kits

For conversion of Ball Bearing on Drive End to Roller Bearing (for Belted Applications).

CONFIRM KIT SELECTION WITH CUSTOMER SERVICE/ENGINEERING

CAT. NO.	KIT NO.	LIST PRICE	FRAME	ENCLOSURE	WHERE USED (Models Containing)
A755	KIT 360BRFSR-314	\$1,039	364T-365T	TEFC	TTFS
A756	KIT 400BRFS-316	\$1,039	404T-405T	TEFC	TTFS
A757	KIT 440BRFS-318	\$1,366	444T-445T	TEFC	TTFS
A759	KIT 440BRFN	\$1,366	444T-445T	TEFC	TTFN
A758	KIT 449BRFS	\$1,421	447T-449T	TEFC	TTFS

Axial Blower Kits

For installation on Blue Chip XRI® Totally Enclosed and Severe Duty (excluding Explosion Proof).

CAT. NO.	KIT NO.	LIST PRICE	FRAME	WHERE USED (Models Containing)
A692	KIT 21TEBC	\$1,434	213T-215T	TTFS
A691	KIT 25TEBCNA	\$1,567	254T-256T	TTFNA (Also fits 284/286T/TS TTFPA)
A701	KIT 28TEBCNA	\$1,845	284T/TS-286T/TS	TTFNA
A695	KIT 32TEBC	\$2,170	324T/TS-326T/TS	TTFS
A696	KIT 36TEBC	\$2,779	364T/TS-365T/TS	TTFS
A697	KIT 40TEBC	\$3,269	404T/TS-405T/TS	TTFS
A698	KIT 44TEBC-313	\$3,465	444TS-449TS	A 6313 bearing on opposite shaft end
A699	KIT 44TEBC-316	\$3,465	444T-449T	A 6316 bearing on opposite shaft end (excludes roller bearing)
A700	KIT 44TEBC-318	\$3,465	444T-449T	A 6318 bearing on opposite shaft end (excludes roller bearing)
A796	KIT L449TEBC	\$3,465	L447T-L449T	With L447/449 Frames

All Kits Listed on This Page are Stock

Accessory Kits - Multiplier Symbol E3

Encoder Kits and Accessories for Black Max, Blue Max, XRI-SD and XRI-841 motors

Installation of encoder kits on Blue Chip XRI-SD and XRI-841 TEFC motors requires installation of A807 Stub Shaft Kit (see below)

ENCL.	FRAME	BRAND / MODEL	PPR	CAT. NO.	KIT NO.	LIST PRICE	NOTES	
TENV (5/8" bore)	56-256	Avtron HS25A	1024 2048	A746 A747	KIT HS25A1024-NV KIT HS25A2048-NV	\$950	Shaft Mount, 5-26 VDC, with 10 pin connector/mate	
		Avtron HS35A	1024 2048	A736 A739	KIT HS35A1024-NV KIT HS35A2048-NV	\$1,291	Shaft Mount, 5-26 VDC, with 10 pin connector/mate	
		Avtron HS35M	1024	A742	KIT HS35M1024	\$1,495	Shaft Mount, 5-24 VDC, with EPIC connector/mate	
		Avtron M3	1024	A753	KIT M31024-NV	\$2,500	Shaft Mount, 5-24 VDC, with EPIC connector/mate	
		Avtron M56	1024	A793	KIT M561024-NV	\$2,038	Modular Mount, 5-24 VDC, with EPIC connector/mate, Double C-Face	
		BEI HS35	1024 2048	A779 A780	KIT HS35B1024-NV KIT HS35B2048-NV	\$1,291	Shaft Mount, 5-28 VDC, with 10 pin connector/mate	
		Dynapar HS20	1024	A687	KIT HS201024-NV	\$600	Shaft Mount, 5-26 VDC, with 10 pin connector/mate	
		Dynapar HS35	1024 2048	A772 A776	KIT HS351024-NV KIT HS352048-NV	\$1,291	Shaft Mount, 5-26 VDC, with 10 pin connector/mate	
		EPC 260	2048	A686	KIT EPC260 2048	\$600	Shaft Mount, 5-16 VDC, with M12 Connector	
		NorthStar HSD35	1024	A711	KIT HSD351024-NV	\$1,395	Shaft Mount, 5-26 VDC, with EPIC connector/mate	
		NorthStar SL56	512 1024 1024	A785 A763 A786	KIT LKSR512 KIT LKSR02 KIT LKSR-CFACE	\$2,038 \$2,038 \$2,241	Modular Mount, 5-15 VDC, with EPIC connector/mate Modular Mount, 5-15 VDC, with EPIC connector/mate Modular Mount, 5-15 VDC, with EPIC connector/mate, Double C-Face	
TEFC (1" bore)	182-449	Avtron HS35A	1024 2048	A737 A740	KIT HS35A1024-FC KIT HS35A2048-FC	\$1,291	Shaft Mount, 5-26 VDC, with 10 pin connector/mate	
		Avtron HS35M	1024	A742	KIT HS35M1024	\$1,495	Shaft Mount, 5-24 VDC, with 10 pin connector/mate	
		Avtron M3	1024	A754	KIT M31024-FC	\$2,500	Shaft Mount, 5-24VDC, with EPIC connector/mate	
		BEI HS35	1024 2048	A783 A784	KIT HS35B1024-FC KIT HS35B2048-FC	\$1,291	Shaft Mount, 5-28 VDC, with 10 pin connector/mate	
		Dynapar HS35	1024 2048	A774 A777	KIT HS351024-FC KIT HS352048-FC	\$1,291	Shaft Mount, 5-26 VDC, with 10 pin connector/mate	
		NorthStar HSD35	1024	A712	KIT HSD351024-FC	\$1,395	Shaft Mount, 5-26 VDC, with EPIC connector/mate	
TEBC (1" bore)	284-449	Avtron HS35A	1024	A738	KIT HS35A1024-BC	\$1,291	Shaft Mount, 5-26 VDC, with 10 pin connector/mate	
		Avtron M56	1024	A794	KIT M561024-BC	\$2,038	Modular Mount, 5-24 VDC	
		BEI HS35	1024 2048	A781 A782	KIT HS35B1024-BC KIT HS35B2048-BC	\$1,291	Shaft Mount, 5-28 VDC, with 10 pin connector/mate	
		Dynapar HS35	1024 2048	A775 A778	KIT HS351024-BC KIT HS352048-BC	\$1,291	Shaft Mount, 5-26 VDC, with 10 pin connector/mate	
		NorthStar SL56	1024	A764	KIT LKSR03	\$2,038	Modular Mount, 5-15 VDC	
		Turck A02H	1024 2048	A668 A669	KIT A02H1024-BC LED KIT A02H2048-BC LED	\$1,450	Shaft Mount, 5-30VDC, bulkhead (A801 not required), LED cordset (3m)	
		ALL		A801	KIT ENCB0X	\$136	Encoder Conduit Box (required for all TEBC encoders except Turck A02H)	
TENV BRAKE- MOTORS	143-256	Avtron M56	1024	A748 A749	KIT M561024BRK-140 KIT M561024BRK-182	\$2,038	Fits Blue Max Brakemotors (Y986, Y987) Fits Blue Max Brakemotors (Y988)	
		Avtron M85	1024	A750 A751 A752	KIT M851024BRK-184 KIT M851024BRK-210 KIT M851024BRK-250	\$2,750	Fits Blue Max Brakemotors (Y989) Fits Blue Max Brakemotors (Y990, Y991) Fits Blue Max Brakemotors (Y992, Y993)	
		NorthStar SL56	1024	A786 A789	KIT LKSR-CFACE KIT SL561024-182NV	\$2,241	Fits Blue Max Brakemotors (Y986, Y987) Fits Blue Max Brakemotors (Y988)	
		NorthStar SL85	1024	A790 A791 A792	KIT SL851024-184NV KIT SL851024-210NV KIT SL851024-250NV	\$2,750	Fits Blue Max Brakemotors (Y989) Fits Blue Max Brakemotors (Y990, Y991) Fits Blue Max Brakemotors (Y992, Y993)	
				N/A	A688-10	KIT A688-10	\$249	10' cable and pre-wired 10-pin connector for all 10 pin (MS) connectors
				N/A	A688-20	KIT A688-20	\$351	20' cable and pre-wired 10-pin connector for all 10 pin (MS) connectors
CABLE KITS	56-449	Danaher Controls	N/A	A688-25	KIT A688-25	\$398	25' cable and pre-wired 10-pin connector for all 10 pin (MS) connectors	
			N/A	A688-30	KIT A688-30	\$448	30' cable and pre-wired 10-pin connector for all 10 pin (MS) connectors	
			N/A	A688-50	KIT A688-50	\$647	50' cable and pre-wired 10-pin connector for all 10 pin (MS) connectors	
			N/A	A688-60	KIT A688-60	\$746	60' cable and pre-wired 10-pin connector for all 10 pin (MS) connectors	
			N/A	A688-100	KIT A688-100	\$1,143	100' cable and pre-wired 10-pin connector for all 10 pin (MS) connectors	
			N/A	A690-15	KIT A690-15	\$206	15 feet bulk cable, for use with NorthStar encoders	

Encoder Stub Shaft Kit

Fits XRI® Severe Duty or XRI® IEEE-841 motors to allow the addition of 1" bore hollow shaft encoders on opposite drive end of motor.

CAT. NO.	KIT NO.	FRAME	LIST PRICE	WHERE USED
A807	KIT STUBSHAFT 1IN	182T-449T/TS	\$150	FAN COOLED SEVERE DUTY AND IEEE-841

All Kits Listed on This Page are Stock

Accessory Kits - Multiplier Symbol E3

Grounding Kits



Shaft Grounding

Shaft grounding is recommended (NEMA MG1 31.4.4.3) as an effective means of bearing protection for motors operated from inverter power. One grounding device is adequate to bleed down inverter-sourced shaft voltages, thereby protecting both bearings for motors as large as 6085 frame. Kits includes grounding ring, mounting hardware and instructions. Shaft ground rings fit these NEMA shaft extension frames listed below, they are designed to mount on the shaft end. For 5000 and larger frames, please contact Marathon Electric.

SHAFT GROUNDING RING (SGR)

FRAME	KIT NO.	CAT NO.	KIT LIST PRICE	MOD Central (installed) LIST PRICE
48	KIT SGR-11.2	A500-5	\$195	\$395
56	KIT SGR-14.4	A500-8	\$195	\$395
143-145T	KIT SGR-20.7	A500-14	\$207	\$441
182-184T	KIT SGR-27.1	A500-20	\$225	\$456
213-215T	KIT SGR-33.4	A500-26	\$254	\$472
254-256T	KIT SGR-39.8	A500-32	\$313	\$681
284-286T	KIT SGR-46.1	A500-38	\$374	\$711
284-286TS	KIT SGR-39.8	A500-32	\$313	\$711
324-326	KIT SGR-52.5	A500-44	\$433	\$788
324-326TS	KIT SGR-46.1	A500-38	\$374	\$788
364-365	KIT SGR-58.8	A500-50	\$492	\$950
364-365TS	KIT SGR-46.1	A500-38	\$374	\$950
404-405	KIT SGR-71.5	A500-62	\$728	\$1,038
404-405TS	KIT SGR-52.5	A500-44	\$433	\$1,038
444-445T	KIT SGR-84.2	A500-74	\$1,043	\$1,327
444-445TS	KIT SGR-58.8	A500-50	\$492	\$1,327
447/449T	KIT SGR-84.2	A500-74	\$1,043	\$1,327
447/449TS	KIT SGR-58.8	A500-50	\$492	\$1,327
5000LS	KIT SGR-71.5	A500-62	\$728	N/A

ACCESSORY KITS

Replacement ground brush mounting hardware and brushes

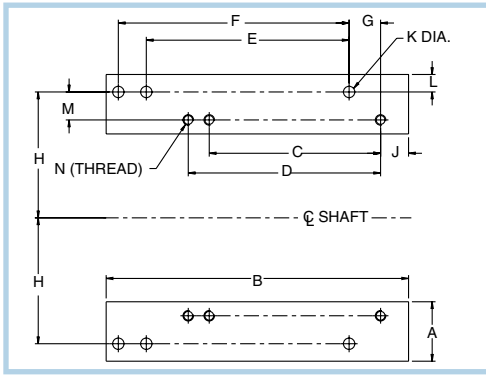
CAT. NO.	KIT NO.	LIST PRICE	COMMENTS
A103	KIT 103	\$312	Drive end mount
A116	KIT 116	\$450	Non-drive end mount
A109	KIT 109	\$49	Replacement Brush

Grounding devices may not be installed on motors used in Division 1 or Division 2 hazardous locations.

All Kits Listed on This Page are Stock

Accessory Kits - Multiplier Symbol S4

Transition Bases

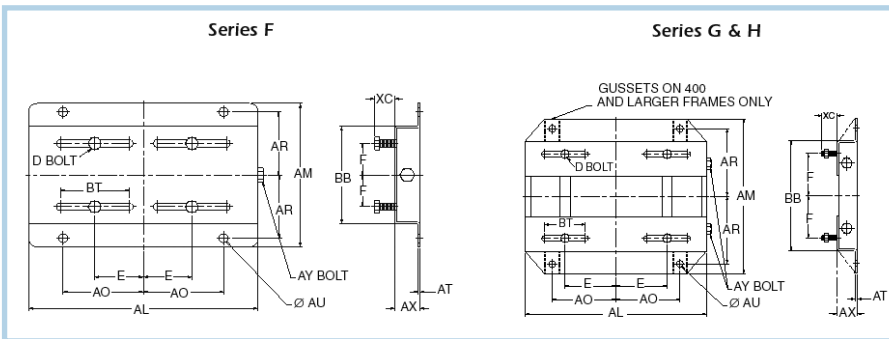


Application: Convert "T" frame ratings to "U" frame based dimensions and shaft heights. Shaft dimensions may vary from actual "U" frame specifications.

Dimensions = Inches

CAT. NO.	KIT #	CONVERTS		A	B	HGT	C	D	E	F	G	H	J	K	L	M	N (THREAD)	APP. WGT.	LIST PRICE
		FROM	TO																
1814T	KIT 180U	143/5T	182/4	2 1/4	7 1/2	1	4	5	4 1/2	5 1/2	1/2	3 3/4	1	7/16	1/2	1	5/16-18	2	\$131
2118T	KIT 210U	182/4T	213/5	1 3/4	9 1/2	3/4	4 1/2	5 1/2	5 1/2	7	1	4 1/4	1	7/16	7/16	1/2	3/8-16	3	\$166
25U21T	KIT 250U	213/5T	254/6U	2 7/16	12 3/4	1	5 1/2	7	8 1/4	10	1 1/8	5	1	9/16	5/8	3/4	3/8-16	5	\$166
28U25T	KIT 280U	254/6T	284/6U	2 3/4	14 1/4	3/4	8 1/4	10	9 1/2	11	1 3/8	5 1/2	1 1/4	9/16	15/16	1/2	1/2-13	8	\$166
32U28T	KIT 320U	284/6T	324/6U	3 1/4	15 3/4	1	9 1/2	11	10 1/2	12	1 1/2	6 1/4	1 1/2	11/16	15/16	3/4	1/2-13	10	\$196
36U32T	KIT 360U	324/6T	364/5U	3 11/16	16 1/2	1	10 1/2	12	11 1/4	12 1/4	1 3/4	7	1 3/4	11/16	1 3/16	3/4	5/8-11	13	\$232
40U36T	KIT 400U	364/5T	404/5U	4 1/4	18 5/8	1	11 1/4	12 1/4	12 1/4	13 3/4	2	8	2	13/16	1 1/4	1	5/8-11	22	\$297
44U40T	KIT 440U	404/5T	444/5U	4 1/4	21 5/8	1	12 1/4	13 3/4	14 1/2	16 1/2	2 1/4	9	2	13/16	1 1/4	1	3/4-10	24	\$297

Adjustable Motor Bases (Slide Bases)



Application: Used to adjust tension during motor installation. Made with heavy duty steel construction with single screw adjustment for 143T-215T Frame and double screw adjustment for 254T Frame and larger.

Dimensions = Inches

SERIES	FRAME	CAT. NO.	KIT NO.	AL	AM	AX	BB	E	F	AO	AR	AU	BT	AT	XC	D BOLT	AY BOLT	WGHT. LBS.	LIST PRICE
F	143	143A	KIT 143SB	10 1/2	7 1/2	1 1/8	5 1/2	2 3/4	2	3 3/4	3 3/8	3/8	3	0.119	13/16	5/16 x1	3/8x4	5	\$80
F	145	145A	KIT 145SB	10 1/2	8 1/2	1 1/8	6 1/2	2 3/4	2 1/2	3 3/4	3 7/8	3/8	3	0.119	13/16	5/16x1	3/8x4	6	\$89
F	182	182A	KIT 182SB	12 3/4	9 1/2	1 1/2	6 1/2	3 3/4	2 1/4	4 1/2	4 1/4	1/2	3	0.134	1 1/2	3/8x1 3/4	1/2x6	9	\$107
F	184	184A	KIT 184SB	12 3/4	10 1/2	1 1/2	7 1/2	3 3/4	2 3/4	4 1/2	4 3/4	1/2	3	0.134	1 1/2	3/8s 1 3/4	1/2x6	9	\$172
F	213	213A	KIT 213SB	15	11	1 3/4	7 1/2	4 1/4	2 3/4	5 1/4	4 3/4	1/2	3 1/2	0.164	1 1/2	3/8x1 3/4	1/2x6	13	\$337
F	215	215A	KIT 215SB	15	12 1/2	1 3/4	9	4 1/4	3 1/2	5 1/4	5 1/2	1/2	3 1/2	0.164	1 1/2	3/8x1 3/4	1/2x6	15	\$440
G	254	254B2	KIT 254SB	17 3/4	15 1/8	2	10 3/4	5	4 1/8	6 1/4	6 5/8	5/8	4	3/16	1 7/16	1 1/2x1 3/4	5/8x6	17	\$204
G	256	256B2	KIT 256SB	17 3/4	16 7/8	2	12 1/2	5	5	6 1/4	7 1/2	5/8	4	3/16	1 7/16	1 1/2x1 3/4	5/8x6	18	\$337
G	284	284B2	KIT 284SB	19 3/4	16 7/8	2	12 1/2	5 1/2	4 3/4	7	7 1/2	5/8	4 1/2	3/16	1 11/16	1 1/2x2	5/8x6	21	\$440
G	286	286B2	KIT 286SB	19 3/4	18 3/8	2	14	5 1/2	5 1/2	7	8 1/4	5/8	4 1/2	3/16	1 11/16	1 1/2x2	5/8x6	22	\$889
G	324	324B2	KIT 324SB	22 3/4	19 1/4	2 1/2	14	6 1/4	5 1/4	8	8 1/2	3/4	5 1/4	3/16	2 3/16	5/8x2 1/2	3/4x9	31	\$1,064
G	326	326B2	KIT 326SB	22 3/4	20 3/4	2 1/2	15 1/2	6 1/4	6	8	9 1/4	3/4	5 1/4	3/16	2 3/16	5/8x2 1/2	3/4x9	32	\$1,064
G	364	364B2	KIT 364SB	25 1/2	20 1/2	2 1/2	15 1/2	7	5 5/8	9	9 1/8	3/4	6	1/4	2 1/16	5/8x2 1/2	3/4x9	44	\$1,064
G	365	365B2	KIT 365SB	25 1/2	21 1/2	2 1/2	16 1/2	7	6 1/8	9	9 5/8	3/4	6	1/4	2 1/16	5/8x2 1/2	3/4 x9	45	\$1,064
H	404	404B2	KIT 404SB	28 3/4	22 3/8	3	16 1/2	8	6 1/8	10	9 7/8	7/8	7	1/4	2 1/2	3/4x3	3/4x11	60	\$889
H	405	405B2	KIT 405SB	28 3/4	23 7/8	3	18	8	6 7/8	10	10 5/8	7/8	7	1/4	2 1/2	3/4x3	3/4x11	61	\$1,064
H	444	444B2	KIT 444SB	31 1/4	24 5/8	3	19 1/4	9	7 1/4	11	11	7/8	7 1/2	1/4	2 1/2	3/4x3	3/4x11	67	\$1,064
H	445	445B2	KIT 445SB	31 1/4	26 5/8	3	21 1/4	9	8 1/4	11	12	7/8	7 1/2	1/4	2 1/2	3/4x3	3/4x11	69	\$1,064
H	447	447B2	KIT 447SB	31 1/4	30 1/8	3	24 3/4	9	10	11	13 3/4	7/8	7 1/2	5/16	3	3/4x3 1/2	3/4x11	92	\$1,064
H	449	449B2	KIT 449SB	31 1/4	35 1/8	3	29 3/4	9	12 1/2	11	16 1/4	7/8	7 1/2	5/16	3	3/4x3 1/2	3/4x11	95	\$1,064

All Kits Listed on This Page are Stock

New & Improved - www.marathonelectric.com



As previously announced the new and improved Marathon Electric website is “live.” The new website is a great resource for selecting products, providing technical data, catalogs, brochures, outline drawings. ME-Business eCommerce site and much, much more.

Not only has the look changed, the features have as well. A few of these include: competitive cross-reference, distributor search, motor date code chart and instructions on how to read a model number. A competitive cross reference allows you to find the equivalent MARathon motor to a number of other brands.

The new website is very user-friendly. Simply log onto www.marathonelectric.com. Click on the ‘motors’ link. If you know the model or catalog number, simply enter it in the search tool at the top of the page. Other functions are listed below.

Products

- AC Motors Search
- DC Motors Search
- Competitive Cross Reference

ME Business

- Log-In Screen

Contact Us

- Home Office Information

Service & Support

- Service Locations
- Distributor Search
- Service Parts
- Standard Warranty Policy
- Frequently Asked Questions
- Motor Date Codes
- How to Read a Model Number
- Warranty Forms

Literature

- Catalogs & Brochures
- Installation, Operation, & Maintenance Manuals
- Terms & Conditions

Log onto the new www.marathonelectric.com today!

STANDARD GEARING PRODUCTS

Worms, Bevels, Parallels and Shaft Mount Reducers

Most items available in 3 days or less!



Worm Gear Drives Over 250 Standard Models	Ratios 5/1 to 216,000/1 0.183 thru 100 HP
Spartan Aluminum Drives Modular Design Flexibility	Ratios 5/1 to 2,220/1 0.183 thru 7.5 HP
Bevel Gear Drives Universal Mounting	Ratios 1/1 to 7.33/1 0.016 thru 1,250 HP
PowerTorque™ Ten Competitively Sized Models	Ratios 9/1, 15/1 and 25/1 0.25 thru 200 HP
Parallel Shaft Drives Hydraulic, Electric or Shaft Input	Ratios 1/1 to 70/1 2 thru 530 HP

High Efficiency



Most items available in 3 - 5 days!

Helical Inline Drives Competitively Sized and Rated	Ratios 2.25/1 to 3,334/1 0.14 thru 125 HP
Helical Bevel Drives High Capacity Gearing	Ratios 6.5/1 to 3,413/1 0.25 thru 130 HP
Helical Worm Drives Universal Mounting Dimensions	Ratios 6/1 to 3,460/1 0.25 thru 23 HP
Compact Helical Parallel Four Popular Models	Ratios 3.42/1 to 3,377/1 0.25 thru 20 HP

Cleanline™, Hub³ and Washdown

Available in 3 - 5 days!



Hub³ Stainless Steel Worm Gear Drives, Bevel Gear Drives, Helical Inline and Helical Bevel Smooth Exterior Surfaces High Pressure Seals 316 SS Housing & Shafts	Ratios 1/1 to 138/1 0.25 thru 50 HP
CleanLine Plus™ Composite and CleanLine UltraPlus™ Stainless Steel Mounted Bearings Smooth Exterior Surfaces Corrosion Resistant Materials	Pillow Block & Flange Bore Sizes to 1-15/16"

Mounted Bearings



Available in 3 days or less!

IndustriaLine™ Mounted Bearing Ball Bearing Pillow Blocks, Flange Blocks & Take-Up Units Setscrew & Eccentric Locking Type "E" Tapered Roller Units	Bore Sizes Range 1/2" thru 4"
DuraLine™ Mounted Bearings Popular Sizes of Ball Bearing Pillow Blocks & Flange Blocks Economical Durability	Bore Sizes Range 1/2" thru 3-1/2"

"At The Heart Of What Drives Your World"



Phone: 605-225-0360 • Fax: 605-225-0567

Email: sales@hubcityinc.com • www.hubcityinc.com

SB300 - Prices and Specifications are subject to change without notice.



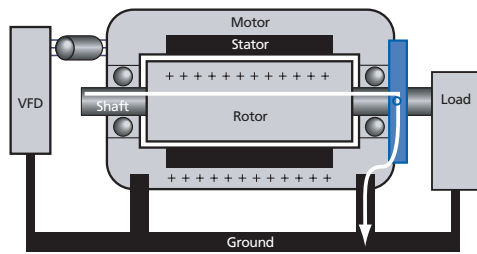
SPONSOR PAGES

Extend the Life of Your Motor

Protect your Marathon motor against VFD-induced bearing currents with




The World's Most Effective Shaft Grounding Technology!



Capable of saving 30% or more in energy costs, VFDs can help you create "green" systems, and with patented AEGIS™ SGR technology to protect motor bearings, these systems will be sustainable and truly green.

- Safely channels harmful currents away from bearings to ground
- Proven in hundreds of thousands of installations
- Easy to install, contamination-proof, maintenance-free, lasts for life of motor
- Standard sizes for any motor



Electro Static Technology™
An ITW Company

TEL: 1-866-738-1857
sales@est-aegis.com
www.est-aegis.com


Now available from




SPONSOR PAGES

Specials Are Our Specialty

143-449T, IP56, Hazardous Duty™
Class I and II, Groups C, D, F & G




6805 DPFV
Cast Iron, Force Ventilated, F2




Roller Table Motor - Round
Annular fin design, Cast Iron, FF Flange, F4




Roller Table Motor - Footed
Annular fin design, Cast Iron, F4



Ground Brush
Opposite Drive End




AEGIS® Shaft Grounding Ring
Drive End




Specials Are Our Specialty


5007 - 5010 Frame
All New designs




TEFC FIRE PUMP
3Hp to 450Hp, Red Paint




Shaker Duty, Hazardous Duty™
210-360 Frame, Round, Dual Flange




280 IEC TEBC
Blower Cooled, Ground Brush, F3



440TCZ TEFC
Cast Iron, Tapered ODE Shaft, F2




320TCZ TEFC
Special Shaft, C-Face




SPECIALTY MOTORS

Specials Are Our Specialty


320 TCZ TEBC
Blower Cooled, Special ODE shaft, C-Face




320 TZ TENV
Non Ventilated, Special ODE Shaft, Encoder



5007-5013 Vertical Frames
TENV and TEFC




400TC TEBC
Blower Cooled, C-Face, F3



Marathon's "IntelliBrake"
Stearns & Dings Brakes
with Imbedded Encoder



440TD TEFC Round
Cast Iron, Round, D-Flange



SPECIALTY MOTORS

Catalog Number/Model Number

CAT. NO.	MODEL NO.	STOCK	PAGE NO.	CAT. NO.	MODEL NO.	STOCK	PAGE NO.	CAT. NO.	MODEL NO.	STOCK	PAGE NO.	CAT. NO.	MODEL NO.	STOCK	PAGE NO.
25U21T	KIT 250U	*	221	3587	SEE X004		143	4412	5KH39QN9550X	*	146	A112-(GE)	SEE AG112		212
28U25T	KIT 280U	*	221	3588	SEE X005		143	4422	5KH39QN9687	*	26	A113	KIT 113	*	213
32U28T	KIT 320U	*	221	3589	SEE X009		143	4602	5KH39QN9518X	*	26	A113-(GE)	SEE AG113		212
36U32T	KIT 360U	*	221	3590	SEE X010		143	4680	5KH32FN3120T	*	146	A114	KIT 114	*	213
40U36T	KIT 400U	*	221	3596	SEE X023		143	4682	5KH35JN3132T	*	147	A114-(GE)	SEE AG114		212
44U40T	KIT 440U	*	221	3727	SEE X411		139,163	4684	5KH36MN3127T	*	147	A115-(GE)	SEE AG115		212
143A	KIT 143SB	*	221	3728	SEE X412		139	4686	5KC46LN0269X	*	148	A116	KIT 116	*	220
145A	KIT 145SB	*	221	3729	SEE X413		139	4688	5KC49NN0061T	*	148	A119	KIT 364-445CB	*	216
1814T	KIT 180U	*	221	3730	SEE X414		139	4701	5KH39QN5512T	*	146	A125-(GE)	SEE AG125		212
182A	KIT 182SB	*	221	3732	SEE X428		139	4702	5KH33HN5725X	*	146	A127-(GE)	SEE AG127		212
184A	KIT 184SB	*	221	3733	SEE X415		139	4706	5KH39QN5514T	*	147	A128-(GE)	SEE AG128		212
213A	KIT 213SB	*	221	3736	SEE X456		139	4707	5KH33HN5722X	*	147	A129-(GE)	SEE AG129		212
215A	KIT 215SB	*	221	3737	SEE X457		139	4708	5KH39QN9401T	*	147	A130-(GE)	SEE AG130		212
254B2	KIT 254SB	*	221	3738	SEE X458		139	4709	5KH36MN5729X	*	147	A157	KIT VRT87BRK	*	211
256B2	KIT 256SB	*	221	3739	SEE X459		139	4722	5KH39QN5558T	*	155,164	A181	KIT 143TCFN-841	*	209
284B2	KIT 284SB	*	221	3746	SEE X452		139	4725	5KH32DN5587X	*	107	A182	KIT 180TCFS-841	*	209
286B2	KIT 286SB	*	221	3783	SEE X034		144	4730	5KH39QN9725T	*	151	A183	KIT 210TCFS-841	*	209
324B2	KIT 324SB	*	221	3785	SEE X035		144	4731	5KH39QN9696X	*	151	A184	KIT 250TCFNA-841	*	209
326B2	KIT 326SB	*	221	3787	SEE X036		144	4732	5KH39QN9702T	*	151	A185	KIT 280TCFN-841	*	209
364B2	KIT 364SB	*	221	3945	SEE X445		140	4733	5KH39DNA533T	*	151	A186	KIT 280TCFNA-841	*	209
365B2	KIT 365SB	*	221	3946	SEE X446		140	4734	5KH32HNA532T	*	151	A187	KIT 320TCFS-841	*	209
404B2	KIT 404SB	*	221	4050	SEE 4370		147	4735	5KH33JNA534T	*	151	A188	KIT 360TCFSR-841	*	209
405B2	KIT 405SB	*	221	4301	5KH39QN5518X	*	25	4738	5KH39QN9703T	*	151	A189	KIT 360TSCFSR-841	*	209
444B2	KIT 444SB	*	221	4304	5KH39QN5543	*	146	4739	5KH39QN9704T	*	151	A190	KIT 400TCFS-841	*	209
445B2	KIT 445SB	*	221	4305	5KH39QN5511X	*	146	4757	5KH39QN9636T	*	147	A191	KIT 400TSCFS-841	*	209
447B2	KIT 447SB	*	221	4306	5KH39QN5537X	*	146	4758	5KH39QN9698T	*	147	A192	KIT 440TCFS-841	*	209
449B2	KIT 449SB	*	221	4308	SEE 4706	*	147	4759	5KH39QN9697T	*	147	A193	KIT 440TSCFS-841	*	209
2118T	KIT 210U	*	221	4309	5KH39QN9514X	*	147	4773	5KH39BN5016U	*	152	A194	KIT 440TCFN-841	*	209
3001	SEE X230		154,162	4310	5KH39QN5508X		26	4774	5KH33GN5014U	*	152	A195	KIT 440TSCFN-841	*	209
3028	SEE X080		137	4311	5KH39QN5529X	*	26	4776	5KH39QN5539T	*	26	A195-(GE)	SEE AG195		213
3037	SEE X090		138	4314	5KH39QN5520X	*	146	4777	5KCP100EZA001X	*	152	A197	KIT 197	*	216
3048	SEE X085		138	4319	5KH39QN9429T	*	146	4778	5KH39QN9639T	*	26	A198	KIT 198	*	216
3050	SEE X209		143,163	4322	5KH39QN9548	*	146	4779	5KH39BN5010Y	*	152	A199	KIT 199	*	216
3070	SEE X200		164	4338	5KH39QN9541T	*	147	4781	5KC37HN3898U		152	A201	KIT 201	*	216
3082	SEE X236		143,158,163	4349	5KH39QN9537X	*	21	4782	5KH39BN5017U	*	152	A202	KIT 202	*	216
3084	SEE X441		138	4350	5KH39QN5538X	*	146	4784	5KH39CN5018U	*	152	A204	KIT 210TCFL	*	208
3085	SEE X442		138	4351	5KH39QN9542	*	23	4785	5KH32EN5015U	*	152	A206	KIT 210TCFS	*	208
3086	SEE X443		138	4352	5KH39QN5542	*	25	4786	5KH39DN5019U	*	152	A209	KIT 250TCFL	*	208
3132	SEE X203		158	4354	5KH39QN9538	*	21	4787	5KH32GN5020U	*	152	A212-(GE)	SEE AG212		207
3155	SEE X278		138,163	4359	5KH39QN5523	*	25	4788	5KC37EN3900U	*	152	A214	KIT 320TCFS	*	208
3204	SEE X450		139	4360	5KH39QN5548	*	146	4798	5KH35FN153T	*	146	A215-(GE)	SEE AG215		208
3205	SEE X451		139	4362	5KH39QN9686X	*	21	4805	5KH32GNB811X	*	107	A216	KIT 360TCDS	*	207
3206	SEE X306		155	4363	5KH39QN5526X	*	146	9029	5KC49NN0221X	*	23	A217	KIT 360TCFS	*	208
3208	SEE X307		155	4364	5KH39QN5541X	*	25	9030	5KC49NN0222X		177	A219	KIT 360TSCDS	*	207
3212	SEE X308		155	4368	5KH39QN9397		23	9031	5KC49MN2043Y	*	21,166	A222	KIT 400TCDS	*	207
3220	SEE X216		138,163	4369	5KH39QN5508	*	26	9032	5KC49MN2049Y	*	21,166,177	A223	KIT 400TCFS	*	208
3221	SEE X297		138,163	4370	5KH39QN9682	*	147	9033	SEE D010		21,166	A224-(GE)	SEE A105		215
3230	SEE X416		139	4371	5KH39QN5529	*	26	9034	5KC49NN2044Y	*	23	A225	KIT 400TSCDS	*	207
3280	SEE X037		144	4372	5KH39QN9546	*	23	9035	5KCR48TN2650Y	*	22,23,166	A225-(GE)	SEE A106		215
3288	SEE X405		159	4373	5KH39QN9543	*	23	9036	5KCR48UN2653Y	*	22,166	A226	KIT 400TSCFS	*	208
3290	SEE X039		144	4376	5KH39QN9547	*	23	9038	5KCR49ZN2151U	*	23,166	A228	KIT 440TCDS	*	207
3328	SEE X213		137	4377	5KH39QN5524	*	26	9040	5KCR48UN2654Y	*	166	A228-(GE)	SEE AG228		215
3329	SEE X214		138	4380	5KH39QN9681X	*	23	A100	KIT 100	*	214	A229	KIT 440TCFS	*	208
3330	SEE X221		138	4381	5KH39QN5528X	*	26	A103	KIT 103	*	220	A229-(GE)	SEE AG229		215
3331	SEE X298		138	4383	5KH39QN9513X	*	147	A104	KIT 104	*	213	A231	KIT 440TSCDS	*	207
3463	SEE X077		157	4386	5KH39QN9218	*	26	A105	KIT 105	*	215	A232	KIT 440TSCFS	*	208
3464	SEE X073		157	4387	5KH39QN9684	*	26	A106	KIT 106	*	215	A234	KIT 234	*	216
3465	SEE X072		156	4389	5KH39QN9548X	*	146	A107	KIT 107-637	*	212	A239	KIT 250TCFPA	*	208
3466	SEE X074		157	4390	5KH39QNA039	*	147	A109	KIT 109	*	220	A240	KIT 240	*	212
3467	SEE X075		157	4392	5KH39QN9405X	*	147	A109-(GE)	SEE AG109		212	A241	KIT 241	*	212
3468	SEE X076		156	4393	5KH39QN9544X	*	147	A110	KIT 110	*	213	A242	KIT 242	*	212
3583	SEE X000		143	4396	5KH39QN9683	*	146	A110-(GE)	SEE AG110		212	A243	KIT 243	*	214
3584	SEE X001		143	4399	5KH39QN9551X	*	146	A111	KIT 111	*	214	A244	KIT 244	*	214
3585	SEE X002		143	4404	5KH39QN5550X	*	155,164	A111-(GE)	SEE AG111		212	A245	KIT 245	*	214
3586	SEE X003		143	4406	5KH32FN5586X	*	107	A112	KIT 112	*	213	A247	KIT 247	*	216

Index

Catalog Number/Model Number

INDEX

CAT. NO.	MODEL NO.	STOCK	PAGE NO.	CAT. NO.	MODEL NO.	STOCK	PAGE NO.	CAT. NO.	MODEL NO.	STOCK	PAGE NO.	CAT. NO.	MODEL NO.	STOCK	PAGE NO.
A248	KIT 248	*	216	A494-(GE)	SEE A110	*	213	A629	KIT 175601	*	207	A749	KIT M561024BRK-182	*	219
A249	KIT 249	*	213	A518	161L110AA4	*	213	A630	KIT 180TDFR	*	210	A750	KIT M851024BRK-184	*	219
A250	KIT 250	*	213	A534	161L187BAG1	*	207	A631	KIT 280TDFP	*	210	A751	KIT M851024BRK-210	*	219
A251	KIT 251	*	213	A535	161L187BCG1	*	207	A632	KIT 320TDFP	*	210	A752	KIT M851024BRK-250	*	219
A252	KIT 252	*	213	A536	161L188BAG1	*	208	A634	KIT 400TDFS	*	210	A753	KIT M31024-NV	*	219
A253	KIT 253	*	213	A537	161L188BCG1	*	208	A637	KIT 360TDFC	*	210	A754	KIT M31024-FC	*	219
A254	KIT 254	*	213	A549	52A101229AAG1	*	216	A642	KIT 175077	*	208	A755	KIT 360BRFSR-314	*	218
A256	KIT 256	*	215	A554	KIT 175984	*	210	A643	KIT 175296	*	208	A756	KIT 400BRFS-316	*	218
A257	KIT 257	*	215	A555	KIT 175986	*	210	A644	KIT 180CF8.5-1	*	208	A757	KIT 440BRFS-318	*	218
A258	KIT 258	*	215	A556	KIT 175988	*	210	A645	KIT 180CF4.5-1	*	208	A758	KIT 449BRFS	*	218
A259	KIT 259	*	214	A557	KIT 175990	*	210	A647	KIT 250TDFPA	*	210	A759	KIT 440BRFN	*	218
A261	KIT 261	*	216	A558	KIT 175990	*	210	A648	KIT 250TDFNA	*	210	A760	KIT 440BBFN	*	218
A262	KIT 145TCTN-841	*	209	A559	KIT 175994	*	210	A649	KIT 649R	*	210	A761	KIT 449BBFS	*	218
A277	161L131AB-G1	*	214	A561	KIT 631475	*	210	A650	KIT 650R	*	210	A763	KIT LKSR02	*	219
A278	KIT 278	*	214	A562	KIT 711485	*	210	A651	KIT 651R	*	210	A764	KIT LKSR03	*	219
A279	KIT 279	*	212	A563	KIT 8014100	*	210	A652	KIT 175068	*	208	A772	KIT HS351024-NV	*	219
A280	KIT 280	*	212	A564	KIT 9014115	*	210	A653	KIT 175191	*	208	A774	KIT HS351024-FC	*	219
A281	KIT 281	*	212	A565	KIT 10014130	*	210	A654	KIT 175061	*	208	A775	KIT HS351024-BC	*	219
A282	KIT 282	*	212	A566	KIT 11214130	*	210	A655	KIT 145TCFN	*	208	A776	KIT HS352048-NV	*	219
A283	KIT 283	*	212	A567	KIT 13214165	*	210	A656	KIT 280TDFNA	*	210	A777	KIT HS352048-FC	*	219
A284	KIT 250TCFNA	*	208	A568	KIT 16014215	*	210	A657	KIT 320TDFPA	*	210	A778	KIT HS352048-BC	*	219
A287	KIT 280TCDC	*	207	A569	KIT 635115	*	210	A658	KIT 320TDFS	*	210	A779	KIT HS35B1024-NV	*	219
A293	KIT 440TSCDN	*	207	A570	KIT 715130	*	210	A662	KIT 175614	*	216	A780	KIT HS35B2048-NV	*	219
A297	KIT 3BRK3A	*	211	A571	KIT 805165	*	210	A665	KIT 175076	*	208	A781	KIT HS35B1024-BC	*	219
A298	KIT 6BRK3A	*	211	A572	KIT 905165	*	210	A666	KIT 175691	*	208	A782	KIT HS35B2048-BC	*	219
A299	KIT 10BRKA	*	211	A573	KIT 1005215	*	210	A667	KIT 175844	*	208	A783	KIT HS35B1024-FC	*	219
A301	KIT 3BRK3	*	211	A574	KIT 1125215	*	210	A668	KIT A02H1024-BC LED	*	219	A784	KIT HS35B2048-FC	*	219
A302	KIT 6BRK3	*	211	A575	KIT 1325265	*	210	A669	KIT A02H2048-BC LED	*	219	A785	KIT LKSR512	*	219
A303	KIT 10BRK	*	211	A576	KIT 1605300	*	210	A686	KIT EPC260 2048	*	219	A786	KIT LKSR-CFACE	*	219
A306	KIT 3BRK1	*	211	A577	KIT 1805300	*	210	A687	KIT HS201024-NV	*	219	A787	KIT 449BBFS-322	*	218
A307	KIT 6BRK1	*	211	A578	KIT 2005350	*	210	A691	KIT 25TEBCNA	*	218	A788	KIT 449BBFS-319	*	218
A308	KIT 308	*	212	A579	KIT 2255400	*	210	A692	KIT 21TEBC	*	218	A789	KIT SL561024-182NV	*	219
A311	KIT 311	*	216	A580	KIT 175995	*	210	A695	KIT 32TEBC	*	218	A790	KIT SL851024-184NV	*	219
A312	KIT BM6BRK	*	211	A581	KIT 175985	*	210	A696	KIT 36TEBC	*	218	A791	KIT SL851024-210NV	*	219
A313	KIT BM10BRK	*	211	A582	KIT 175987	*	210	A697	KIT 40TEBC	*	218	A792	KIT SL851024-250NV	*	219
A315	KIT BM6BRK575	*	211	A583	KIT 175989	*	210	A698	KIT 44TEBC-313	*	218	A793	KIT M561024-NV	*	219
A316	KIT BM10BRK575	*	211	A584	KIT 175991	*	210	A699	KIT 44TEBC-316	*	218	A794	KIT M561024-BC	*	219
A317	KIT BM6BRK115	*	211	A585	KIT 175900	*	210	A700	KIT 44TEBC-318	*	218	A795	KIT L449BBFS-322	*	218
A318	KIT BM10BRK115	*	211	A586	KIT 175901	*	210	A701	KIT 28TEBCNA	*	218	A796	KIT L449TEBC	*	218
A371	KIT 370-3	*	214	A587	KIT 175902	*	210	A711	KIT HSD351024-NV	*	219	A800	KIT 56 EXPR BOX	*	216
A372	KIT 370-4	*	214	A588	KIT 175903	*	210	A712	KIT HSD351024-FC	*	219	A801	KIT ENCB0X	*	219
A373	KIT 370-5	*	214	A600	KIT 175181	*	207	A715	KIT 140CB	*	218	A803	KIT LDRDCR-M	*	216
A375	KIT 370-7.5	*	214	A601	KIT 250TCFP	*	208	A718	KIT 180R	*	218	A807	KIT STUBSHAFT 1IN	*	219
A376	KIT 370-10	*	214	A602	KIT 175066	*	207	A720	KIT 180210CB	*	216	A903	KIT 903	*	211
A378	KIT 370-15	*	214	A603	KIT 143TCFN	*	208	A721	KIT 210R	*	218	A904	KIT 904	*	211
A379	KIT 370-17.5	*	214	A606	KIT 210TCDW	*	207	A722	KIT 250CB	*	216	A905	KIT 905	*	211
A380	KIT 370-20	*	214	A609	KIT 210TCFW	*	208	A723	KIT 250RFFPA	*	218	A906	KIT 906	*	211
A381	KIT 370-25	*	214	A610	KIT 280TCDP	*	207	A724	KIT 250RFNA	*	218	A907	KIT 907	*	211
A382	KIT 370-30	*	214	A611	KIT 280TCFP	*	208	A725	KIT 250R	*	218	A908	KIT 908	*	211
A395	KIT 360TCFSR	*	208	A612	KIT 250TCDX	*	207	A726	KIT 280RFFPA	*	218	A909	KIT 909	*	211
A396	KIT 360TSCFSR	*	208	A613	KIT 320TCDP	*	207	A727	KIT 280RFN	*	218	A910	KIT 910	*	211
A435	KIT 56CDR-1	*	207	A614	KIT 320TCFP	*	208	A728	KIT 280R	*	218	A911	KIT 911	*	211
A436	KIT 140TCDR-1	*	207	A615	KIT 280TCFN	*	208	A729	KIT 280CB	*	216	A940	52D310833AAP001	*	217
A437	KIT 56CFR-1	*	208	A617	KIT 280TCFPA	*	208	A730	KIT 320CB	*	216	A941	52D311808ARP1	*	217
A438	KIT 140TCFR-1	*	208	A618	KIT 280TCFNA	*	208	A731	KIT 280RFNA	*	218	A942	52D310814AAP1	*	217
A445	KIT 440-7.5	*	214	A619	KIT 320TCFPA	*	208	A733	KIT 320RFFPA	*	218	A945	115D964P1	*	217
A446	KIT 440-10	*	214	A620	KIT 440TCFN	*	208	A736	KIT HS35A1024-NV	*	219	A946	115D964P2	*	217
A455-(GE)	SEE AG455		212	A621	KIT 440TSCFN	*	208	A737	KIT HS35A1024-FC	*	219	A947	115D963P1	*	217
A459-(GE)	SEE A104		213	A622	KIT 175067	*	207	A738	KIT HS35A1024-BC	*	219	A948	113A617AG001	*	217
A460-(GE)	SEE AG460		213	A623	KIT 449TCFS	*	208	A739	KIT HS35A2048-NV	*	219	A949	113A620AYP1	*	217
A478-(GE)	SEE A111		214	A624	KIT 449TSCFS-1	*	208	A740	KIT HS35A2048-FC	*	219	A950	976B399AAP9	*	217
A487-(GE)	SEE A243		214	A625	KIT 449TSCFS-2	*	208	A742	KIT HS35M1024	*	219	A951	976B399AAP12	*	217
A488-(GE)	SEE A244		214	A626	KIT 175058	*	207	A746	KIT HS25A1024-NV	*	219	A952	976B399AAP13	*	217
A489-(GE)	SEE A245		214	A627	KIT 175454	*	207	A747	KIT HS25A2048-NV	*	219	A953	976B399ABP6	*	217
A493-(GE)	SEE A114		213	A628	KIT 175060	*	207	A748	KIT M561024BRK-140	*	219	A954	976B399ABP9	*	217

Catalog Number/Model Number

CAT. NO.	MODEL NO.	STOCK	PAGE NO.	CAT. NO.	MODEL NO.	STOCK	PAGE NO.	CAT. NO.	MODEL NO.	STOCK	PAGE NO.	CAT. NO.	MODEL NO.	STOCK	PAGE NO.
A955	976B399ABP10	*	217	B200	56S17D2049	*	147	B1316	5KC49GN0001	*	24,148	C207	254TTF5020	*	52
A956	161L198AAG9	*	217	B201	56S17D2047	*	146	B1502	5KH39QN9105	*	149	C208	5KC35FN51X	*	24
A957	161L198AAG10	*	217	B202	56S17D2048	*	147	B1504	5KH35MN56	*	149	C209	5KC36LN26	*	24
A958	161L197ABG1	*	217	B206	48S17D2107	*	146	B1507	5KH42GN0336	*	149	C210	5KC36LN26X	*	24
A959	161L197ABG11	*	217	B207	48S17D2108	*	147	C102	145TTDR5311	*	43	C215	5KC36LN1	*	24
A960	111A271P101	*	217	B208	48S17D2109	*	147	C103	145TTDR5312	*	43	C216	5KC36LN1X	*	24,148
A961	111A271P111	*	217	B210	SEE C216		24,148	C105	184TTDR9308	*	43	C220	143TTFR5329	*	51
A962	52D310822ACP1	*	217	B300	48S17D2052	*	146	C105-(GE)	SEE CG105		23	C221	145TTFR5332	*	51
A963	52D311819ABP1	*	217	B302	48S17D2054	*	146	C106	213TTDW7021	*	43	C221-(GE)	SEE B1316		24,148
A964	52A103486G1	*	217	B303	48S17D2055	*	146	C111	SEE K1301		43	C222	SEE K330		51
A1000	KIT 180-210 TERM BLK*		209	B304	48S17D2056	*	147	C111-(GE)	SEE CG111		23	C223	182TTFR7634	*	52
A1001	KIT 250-320 TERM BLK*		209	B305	48S17D2057	*	147	C120	SEE K634		43	C223-(GE)	SEE CG223		24
A1002	KIT 360 TERM BLK	*	209	B306	48S17D2058	*	147	C121	SEE K622		43	C224	184TTFR8641	*	52
A1003	KIT 400-445 TERM BLK*		209	B307	48S17D2059	*	147	C122	145TTDR5341	*	43	C225	213TTFW7046	*	52
A1004	KIT 447/9 TERM BLK	*	209	B308	SEE H208		151	C123	182TTDR8067	*	43	C226	215TTFW7046	*	52
A1209	KIT 250TCFL-R	*	208	B309	SEE H212		151	C124	184TTDR8329	*	43	C227	254TTF5040	*	52
A1287	KIT 280TCDC	*	207	B310	SEE C235		24,148	C125	213TTDW7046		43	C230	143TTFR5333		51
A1297	KIT BRK-3 575	*	211	B311	SEE 4688		148	C126	215TTDW7046		43	C230-(GE)	SEE CG230		24,148
A1298	KIT BRK-6 575	*	211	B312	48C17D2041	*	148	C129	5KC35JN23X	*	26	C231	145TTFR5340		51
A1299	KIT BRK-10 575	*	211	B313	48C17D2042	*	148	C133	5KC36MN27X	*	26	C231-(GE)	SEE D1113		24,148
A1301	KIT BRK-3 208-230/460*		211	B314	48C17D2043	*	148	C136	5KC36MN4X	*	26	C232	145TTFR5341		51
A1302	KIT BRK-6 208-230/460*		211	B315	48C17D2044	*	148	C138	5KC46JN0002X	*	24	C232-(GE)	SEE CG232		24
A1303	KIT BRK-10 208-230/460*		211	B316	SEE B1316		24,148	C145	5KC35JN8X	*	21	C235	5KC49PN0155	*	24,148
A1306	KIT BRK-3 115/230	*	211	B317	56C17D2072	*	24,148	C147	5KC35JN10	*	21	C236	145TTFR5307	*	52
A1307	KIT BRK-6 115/230	*	211	B318	56C17D2073	*	24,148	C148	5KC35JN10X	*	21	C236-(GE)	SEE CG236		24
A500-5	KIT SGR-11.2	*	220	B319	56C17D2074	*	24,148	C150	145TTDR5377	*	43	C237	215TTFW7021	*	52
A500-8	KIT SGR-14.4	*	220	B320	SEE H217		151	C153	5KC36LN30	*	21	C238	184TTFR8617	*	52
A500-14	KIT SGR-20.7	*	220	B321	SEE H290		151	C154	5KC36LN30X	*	21	C239-(GE)	SEE CG239		25
A500-20	KIT SGR-27.1	*	220	B322	48S17D2053	*	146	C155	254TTDX7090		43	C242	5KC32GN9	*	29
A500-26	KIT SGR-33.4	*	220	B330	SEE C1160		25,148	C156	256TTDX7396		43	C243	5KC32GN9X	*	29
A500-32	KIT SGR-39.8	*	220	B331	SEE C420		148	C158	5KC36LN7	*	21	C247	5KC32GN13	*	149
A500-38	KIT SGR-46.1	*	220	B332	56B17D5701		148	C159	5KC36LN7X	*	21	C248	5KC49PN3036	*	29
A500-44	KIT SGR-52.5	*	220	B334	SEE C475		148	C162	145TTDR5384		43	C250	145TTFR5378	*	51
A500-50	KIT SGR-58.8	*	220	B335	56B17D5703	*	148	C162-(GE)	SEE G1098		21	C250-(GE)	SEE CG250		29
A500-62	KIT SGR-71.5	*	220	B336	56C17D5347	*	25,148	C163	145TTDR5646		43	C251	182TTFR7094		51
A500-74	KIT SGR-84.2	*	220	B337	56C17D5348	*	148	C164	5KC37NN15	*	21	C251-(GE)	SEE CG251		29
A688-10	KIT A688-10	*	219	B338	56C17D5349	*	148	C167	5KC49GN0010	*	21	C252	184TTFR7082		51
A688-20	KIT A688-20	*	219	B348	SEE 4392		147	C168	5KC49GN0010X	*	21	C252-(GE)	SEE CG252		29
A688-25	KIT A688-25	*	219	B350	SEE C486		148	C169	5KC49GN0010Y	*	21,166	C253	213TTFW7096		52
A688-30	KIT A688-30	*	219	B352	SEE C1162		25,148	C173	182TCDR8007		27	C254	215TTFW7096		52
A688-50	KIT A688-50	*	219	B353	56B17D67	*	148	C175	5KC46LN0153	*	21	C254-(GE)	SEE G1330		29
A688-60	KIT A688-60	*	219	B380	SEE H209		151	C176	5KC46LN0153X	*	21	C255	254TTF5082		52
A688-100	KIT A688-100	*	219	B381	SEE H214		151	C177	5KC46LN0153U	*	21	C255-(GE)	SEE G1331		29
A690-15	KIT A690-15	*	219	B383	SEE H171		146	C178	5KCR49WN6075	*	21	C256	256TTFPA7694		52
AG109	161L113AAG1	*	212	B384	SEE H172		146	C179	5KC38RN60	*	21	C257-(GE)	SEE C1333		29
AG110	161L113AAG2	*	212	B387	SEE H173		147	C180	5KC38RN60X	*	21	C260	145TTFR5344		52
AG111	161L113AAG3	*	212	B388	SEE H174		147	C181	5KC49PN0161	*	21	C260-(GE)	SEE CG260		29
AG112	161L113AAG4	*	212	B389	SEE H175		147	C182	5KC49PN0161X	*	21	C261	5KC42GN0014	*	29
AG113	161L113AAG5	*	212	B400	48S17D997	*	136	C183	5KCR49QN6076	*	21	C262	5KC42GN0014X	*	29
AG114	161L113AAG6	*	212	B401	56S17D2062	*	136	C185	5KCR49SN0068	*	22	C264	5KC49UN6065	*	29
AG115	161L113AAG9	*	212	B402	48S17D7209	*	136	C186	5KCR49SN0068X	*	22	C268	5KC46PN0015	*	29
AG125	161L113ADG1	*	212	B500	SEE H236		149	C187	5KC48TN2169	*	22	C269	5KC46PN0015X	*	29
AG127	161L113ADG3	*	212	B501	SEE H234		149	C188	5KC49PN0162	*	21	C271	5KCR48WN6066	*	29
AG128	161L113ADG4	*	212	B502	SEE B1502		149	C191	5KCR49SN0065	*	22	C273	5KC49NN2130X	*	30
AG129	161L113ADG5	*	212	B504	SEE B1504		149	C193	5KCR49WN0270	*	22	C274	5KC49NN2130Y	*	30
AG130	161L113ADG14	*	212	B506	56S17F5303		149	C194	5KCR48TN8062	*	22	C275	5KC49TN0034	*	30
AG195	161L110AA1	*	213	B507	SEE B1507		149	C200	5KC35JN12	*	24	C276	5KC49TN0034X	*	30
AG212	161L185AAG1	*	207	B600	SEE H176		147	C201	143TTFR5302	*	51	C281	145TBFRR5337		32
AG215	161L186AAG1	*	208	B604	SEE H169		146	C201-(GE)	SEE CG201		24	C281-(GE)	SEE G1376		30
AG228	112A515AKG4	*	215	B605	SEE H170		146	C202	145TTFR5302	*	51	C282	145TBFRR5305		32
AG229	112A515ASG2	*	215	B606	48S17D2116	*	146	C202-(GE)	SEE G1114		24,148	C282-(GE)	SEE G1377		30
AG234	161L528AAG1	*	216	B607	48S17D2117	*	147	C203	182TTFR7325	*	52	C284	145TBFRR5306		32
AG697	161L210AAP1	*	217	B608	56C17D2113	*	148	C203-(GE)	SEE G1115		24,148	C284-(GE)	SEE G1392		30
B100	56S17D2064	*	147	B609	56B17D2013	*	148	C205	213TTFW7007	*	52	C289	5KC42GN0309X	*	149
B193	56T34D5357	*	150	B703	48N17D14	*	147	C206	215TTFW7302	*	52	C292	5KC49TN0285X	*	149

Index

Catalog Number/Model Number

INDEX

CAT. NO.	MODEL NO.	STOCK	PAGE NO.	CAT. NO.	MODEL NO.	STOCK	PAGE NO.	CAT. NO.	MODEL NO.	STOCK	PAGE NO.	CAT. NO.	MODEL NO.	STOCK	PAGE NO.
C295	5KC49TN0033	*	30	C381-(GE)	SEE CG381	*	22	C1083	5KC33MN2555X	*	108	C1252	184TTFW7082	*	51
C297	5KCR48WN0292	*	30	C382	182TTFR4340	*	54	C1084	5KC39SN2810X	*	108	C1258	5KC49PN6051	*	24
C301	143TTGN7020	*	76	C382-(GE)	SEE CG382	*	174	C1085	5KCR39SN2557X	*	108	C1263	5KC48UN6073	*	21
C302	145TTGN7022	*	76	C383	182TTFR4345	*	54	C1086	5KCR39UN2558X	*	108	C1264	5KC48UN6052	*	24
C303	182TTGS7315	*	76	C383-(GE)	SEE CG383	*	174	C1087	5KC39EN2500X	*	108	C1269	5KC49SN2537Y	*	28
C304	184TTGS7313	*	76	C384	213TTFW4380	*	54	C1088	5KC39HN2501X	*	108	C1270	5KC49ZN2539Y	*	28
C305	213TTGS14015	*	76	C384-(GE)	SEE CG384	*	174	C1089	5KC33MN2502X	*	108	C1273	5KC49SN8060T	*	136
C306	215TTGS14020	*	76	C385	184TTFR4320	*	54	C1090	5KC39SN2812X	*	108	C1274	5KCR49TN8058T	*	136
C307	254TTGP7021	*	76	C386	184TTFR4340	*	54	C1091	5KCR39SN2504X	*	108	C1275	5KCR49ZN8061T	*	136
C308	256TTGP7012	*	76	C387	184TTFR4345	*	54	C1092	5KCR39UN2505X	*	108	C1284	5KCR48UN2496X	*	128
C320	143TTGN7062	*	76	C388	215TTFW4380	*	54	C1093	5KC33JN2525X	*	130	C1285	5KC46JN0722	*	101
C321	145TTGN7337	*	76	C389	213TTFW4320	*	55	C1094	5KC33MN2526X	*	130	C1286	5KC47NN0723	*	101
C322	145TTGN7338	*	76	C390	213TTFW4340	*	55	C1095	5KCR39SN2820X	*	130	C1287	5KC49NN2514	*	101
C323	182TTGS7068	*	76	C391	213TTFW4345	*	55	C1096	5KCR49UN2087X	*	130	C1288	5KC49QN0724	*	101
C324	184TTGS7072	*	76	C392	215TTFW4320	*	55	C1097	5KCR49UN2089X	*	130	C1289	5KC49RN2513	*	101
C325	213TTGS7067	*	76	C393	215TTFW4340	*	55	C1098	5KC33JN2513X	*	130	C1290	5KCR48QN0725	*	101
C326	215TTGS7065	*	76	C393-(GE)	SEE CG393	*	23	C1099	5KC33MN2514X	*	130	C1291	5KC46GN0075U	*	96
C327	254TTGP7061	*	76	C394	215TTFW4345	*	55	C1100	5KCR39SN2818X	*	130	C1292	5KC46JN0076U	*	96
C328	256TTGP7060	*	76	C400	145TTFR5382	*	94	C1101	5KCR49UN2088X	*	130	C1293	5KCR49PN0077U	*	96
C328-(GE)	SEE J1025	*	109,153	C401	145TTFR5360	*	94	C1102	5KCR49UN2090X	*	130	C1294	5KCR49UN0079U	*	96
C329	5KC37FN65X	*	109	C402	184TTTL7084	*	94	C1103	5KC33NN2547X	*	130	C1295	5KCR49WN0295U	*	96
C330	5KC36JN268X	*	109,153	C403	145TTFR5359	*	94	C1104	182TTDW8204	*	43	C1296	5KC35JN70	*	27
C331	5KC36JN269X	*	109	C404	184TTTL7083	*	94	C1104-(GE)	SEE CG1104	*	130	C1297	5KC49PN0163	*	27
C332	5KC39NN50X	*	109,153	C405	182TTTL7034	*	94	C1105	184TTDW9308	*	43	C1298	5KC46NN0758Y	*	21
C333	5KC39QN3219X	*	109	C406	184TTTL7041	*	94	C1105-(GE)	SEE CG1105	*	130	C1299	5KCR48WN0756Y	*	22,166
C334	5KC39RN44X	*	109,153	C407	213TTTL7034	*	94	C1106	5KCR39UN2945X	*	130	C1302	5KCR49SN0042S	*	98
C335	5KC39RN45X	*	109	C408	215TTTL7050	*	94	C1107	5KCR48SN3014X	*	130	C1303	5KCR46NN0264T	*	98
C336	5KC49NN2140X	*	109,153	C419	5KC49PN3027X	*	25,148	C1108	5KC33NN2542T	*	130	C1304	5KC38NN2520X	*	128
C337	5KC49NN2167X	*	109	C420	5KCR49PN3011	*	25,148	C1109	5KC39UN2948T	*	130	C1305	5KC38SN6085X	*	128
C338	5KC49TN2141X	*	109,153	C431	5KC36LN18	*	21	C1110	5KC39UN2942X	*	130	C1306	5KC39UN2522X	*	128
C339	5KC49TN2170X	*	109	C444	5KC36LN144X	*	32	C1111	5KCR39UN2944X	*	130	C1307	5KCR48UN2493X	*	128
C340	5KCR48TN2142T	*	109,153	C445	5KC49NN2132X	*	32	C1112	5KCR48SN3015X	*	130	C1308	5KCR48UN2494X	*	128
C341	5KCR48TN2174T	*	109	C446	5KC42GN0018X	*	31	C1123	182TTDW8067	*	43	C1310	5KC49PN2113X	*	128
C349	5KC36LN166X	*	31	C449	5KC37NN160	*	23	C1124	184TTDW8329	*	43	C1311	5KC39UN2560T	*	128
C351	5KC49NN2133X	*	31	C457	5KC37NN14T	*	24	C1149	5KCR49UN6181X	*	130	C1312	5KCR49SN2095X	*	128
C352	5KC49NN2135X	*	109	C459	5KC37MN96	*	21	C1152	184TTDW7379	*	43	C1313	5KCR49UN2096X	*	128
C354	5KC35JN70X	*	27	C460	5KC36LN19X	*	24	C1153	5KC49GN0022X	*	24,148	C1314	5KCR49PN0492S	*	98
C355	5KC36LN83	*	27	C462	5KC33KN19	*	29	C1154	5KC38NN413X	*	24,148	C1315	5KCR49SN0493S	*	98
C356	5KC36LN83X	*	27	C465	5KC39QN3218X	*	109	C1155	5KC38NN410X	*	24,148	C1316	5KCR39UN6113X	*	126
C358	5KC49GN0009	*	27	C466	5KCR49TN2155T	*	31	C1156	5KC46LN0149X	*	24,148	C1318	5KC39PN2822X	*	130
C359	5KC49GN0009X	*	27	C474	5KCR49PN3011X	*	25,148	C1157	5KC39FN383X	*	24,148	C1319	5KCR39SN2823X	*	130
C361	143TTGN4051	*	75	C475	5KCR49SN3009	*	25,148	C1158	5KC49PN0164X	*	24,148	C1320	5KCR39UN2824X	*	130
C361-(GE)	SEE CG361	*	27	C476	5KCR49SN3010	*	25,148	C1159	5KC49RN2152T	*	25,148	C1321	5KC33JN2825X	*	130
C362	145TTGN4032	*	75	C486	5KCR49PN3012X	*	25,148	C1160	5KCR49SN0150X	*	25,148	C1322	5KC33NN2899X	*	126
C362-(GE)	SEE CG362	*	27	C548	5KC49PN6051X	*	24	C1161	5KCR49RN2148T	*	25,148	C1323	5KC39RN2901X	*	126
C363	145TTGN4049	*	75	C552	5KC48UN6052X	*	24	C1162	5KCR49WN0291T	*	25,148	C1324	5KC39RN2902X	*	126
C363-(GE)	SEE CG363	*	27	C636	5KC49NN0019X	*	26	C1168	5KC36GN2507X	*	108	C1326	5KCR39UN2903X	*	126
C364	182TTGS4069	*	75	C646	5KC36PNB169X	*	34	C1169	5KC36MN2508X	*	108	C1327	5KCR39UN2904X	*	126
C365	184TTGS4075	*	75	C659	5KCR48WN0566Y	*	30	C1170	5KC38PN2509X	*	108	C1333	5KC49PN6062	*	29
C366	213TTGS4028	*	75	C660	5KC49TN0568Y	*	30	C1171	5KC38SN2510X	*	108	C1335	5KCR48UN2492X	*	128
C366-(GE)	SEE G1511	*	31	C661	5KC46GN0569Y	*	29	C1172	5KCR39UN2511X	*	108	C1336	5KC33FN4180X	*	109
C367	215TTGS4028	*	75	C662	5KC49SN2418U	*	30	C1173	5KCR39UN2512X	*	108	C1380	184TTFW4380	*	54
C367-(GE)	SEE G1513	*	31	C663	5KC49NN2419Y	*	30	C1174	184TCDW9627	*	27	C1381	182TTFW4320	*	54
C368	182TTGS4036	*	75	C664	5KC36LN4003Y	*	29	C1187	5KC49NN0224X	*	24	C1382	182TTFW4340	*	54
C368-(GE)	SEE G1515	*	31	C683	5KC36LN84X	*	109	C1203	182TTFW7325	*	52	C1383	182TTFW4345	*	54
C369	184TTGS4037	*	75	C702	5KC38RN4153Y	*	21	C1204	184TTFW8002	*	52	C1385	184TTFW4320	*	54
C369-(GE)	SEE G1517	*	31	C703	5KC49RN2520Y	*	22	C1223	182TTFW7634	*	52	C1386	184TTFW4340	*	54
C370	213TTGS4036	*	75	C704	5KC49PN2521Y	*	22,166	C1224	184TTFW8641	*	52	C1387	184TTFW4345	*	54
C370-(GE)	SEE G1519	*	31	C732-(GE)	SEE CG732	*	109	C1238	184TTFW8617	*	52	C1404	5KC49UN6067	*	31
C371	215TTGS4049	*	75	C806	5KC49PN0281X	*	149	C1243	5KC36JN2532X	*	128	C1405	5KC35MN145	*	32
C371-(GE)	SEE G1531	*	31	C847	5KC37NN115X	*	109	C1244	5KC36MN2533X	*	128	C1412	5KCR49WN6078	*	32
C375	5KC42GN0066	*	32	C855	5KC49SN2156X	*	31	C1245	5KC38SN6084X	*	128	C1419	5KC33FN31	*	31
C376	5KC49TN0067	*	32	C878	5KCR49TN2164T	*	109	C1246	5KC39UN6086X	*	128	C1420	5KC36LN144	*	32
C380	184TTFR4380	*	54	C1081	5KC39EN2553X	*	108	C1247	5KCR39UN6190X	*	128	C1422	5KC48UN6072	*	31
C381	182TTFR4320	*	54	C1082	5KC39HN2554X	*	108	C1251	182TTFW7094	*	51	C1423	5KC49MN6063	*	32

Catalog Number/Model Number

CAT. NO.	MODEL NO.	STOCK	PAGE NO.	CAT. NO.	MODEL NO.	STOCK	PAGE NO.	CAT. NO.	MODEL NO.	STOCK	PAGE NO.	CAT. NO.	MODEL NO.	STOCK	PAGE NO.
C1424	5KC49SN2158	*	31	C1817	5KC49SN6380X	*	35	D393	56T34F5303	*	53	E171	213TTDW4010		115
C1425	5KC49PN0283	*	32	C1818	5KC49MN6379X	*	35	D394	56T34F5304	*	54	E172	213TTDW4008		115
C1429	5KC33NN4099X	*	126	C1901	5KC36SN6144X	*	126	D395	56T34F5305	*	54	E173	213TTDW4023		115
C1436	5KCR39PN2905X	*	130	C1902	5KC38NN3663X	*	126	D396	56T34F5306	*	54	E174	213TTDW4007		115
C1437	5KCR39PN2906X	*	130	C1903	5KC38RN3662X	*	126	D400	56C17F5352	*	93	E175	215TTDW4041		115
C1439	5KCR49ZN2111X	*	130	C1904	5KCR49ZN0564Y	*	95	D401	56C17F5353	*	93	E176	215TTDW4042		115
C1440	5KCR49ZN2092X	*	130	C1905	5KC39SN6139X	*	126	D402	56C17F5354	*	93	E177	215TTDW4043		115
C1442	5KCR48UN3016X	*	130	C1909	5KCR49ZN0785S	*	98	D403	56C17F5355		93	E178	215TTDW4048		115
C1443	5KCR48UN3017X	*	130	CG095	5KC35JN27Y	*	23	D404	56B17F5330		93	E179	215TTDW4032		115
C1445	5KCR49ZN2497X	*	128	CG111	5KC37LN91	*	23	D450	56T17F5348	*	94	E180	215TTDW4008		115
C1446	5KCR38PN6146X	*	128	CG201	5KC35JN12X	*	24	D451	56T11F5325		94	E181	215TTDW4009		115
C1449	5KCR49ZN2499X	*	128	CG223	5KC49GN0001X	*	24	D452	56T17F5349	*	94	E182	215TTDW4010		115
C1450	5KCR48PN2112X	*	128	CG230	5KC46LN0158	*	24,148	D453	56T11F5326	*	94	E183	215TTDW4023		115
C1453	5KC39JN2895X	*	126	CG232	5KCR49WN6077	*	24	D454	56T17F5350	*	94	E184	215TTDW4007		115
C1454	5KC33NN2896X	*	126	CG236	5KC49PN0155X	*	24	D455	56T11F5327		94	E185	254TTDX4343		115
C1455	5KCR39SN2897X	*	126	CG239	5KCR49SN0012X	*	25	D456	56T17F5357	*	94	E186	254TTDX4344		115
C1456	5KCR39UN2898X	*	126	CG251	5KC32GN19X	*	29	D457	56T17F5358	*	94	E187	254TTDX4345		115
C1457	5KC33NN2900X	*	126	CG260	5KC37RN35	*	29	D1110	5KC39QN3220X	*	24,148	E188	254TTDX4039		115
C1458	5KC46GN0251	*	174	CG361	5KC46LN0159	*	27	D1113	5KC46LN0158X	*	24,148	E190	254TTDX4007		115
C1459	5KC46GN0251Y	*	174	CG362	5KC46LN0159X	*	27	E12D4	5KS49HN4077	*	36	E191	254TTDX4006		115
C1460	5KC46LN0252	*	174	CG363	5KC49PN0163X	*	27	E34D4	5KS46MN4078	*	36	E192	254TTDX4019		115
C1461	5KC46LN0252Y	*	174	CG381	5KCR49WN0270T	*	22	E100	143TTDR4035		113	E193	254TTDX4015		115
C1462	5KC39HN2888X	*	108	CG382	5KC35GNA488	*	174	E102	145TTDR4034		113	E194	254TTDX4020		115
C1463	5KC33MN2889X	*	108	CG383	5KC35JNA489	*	174	E104	145TTDR4060		113	E195	254TTDX4024		115
C1464	5KC39SN2890X	*	108	CG384	5KC35JNA489Y	*	174	E105	145TTDR4303		114	E197	256TTDX4075		116
C1465	5KCR39SN2891X	*	108	CG393	5KC36MN20	*	23	E110	213TTDW4047		115	E198	256TTDX4326		116
C1466	5KCR39UN2892X	*	108	CG732	5KC39RN114T	*	109	E111	213TTDW4022		115	E199	256TTDX4329		116
C1467	5KC37NN3544T	*	136	CG1104	5KC39UN2947T	*	130	E112	215TTDW4047		115	E205	254TTFNA6026	*	58
C1468	5KC49NN2081T	*	136	CG1105	5KC39UN2943X	*	130	E113	215TTDW4022		115	E206	256TTFNA6026	*	58
C1469	5KC49PN0253	*	174	D010	56B34D2029	*	21,166,177	E115	143TTDR4040		113	E207	284TTFNA6026	*	58
C1474	5KC37LN502Y	*	21	D012	SEE 9035		22,166	E116	143TTDR4047		113	E208	286TTFNA6026	*	58
C1475	5KC37NN501Y	*	21	D013	SEE 9036		22,166	E117	143TTDR4041		113	E209	324TTFS6026	*	58
C1477	5KC49PN2144Y	*	21	D014	SEE 9031		21,166	E118	143TTDR4034		113	E210	326TTFS6026	*	58
C1478	5KCR49SN3009X	*	25,148	D015	SEE 9032		21,166,177	E119	143TTDR4046		113	E211	364TTFS6036	*	58
C1479	5KCR48TN3084X	*	25,148	D017	56B34D5302	*	22,166	E120	143TTDR4016		113	E212	365TTFS6036	*	58
C1480	5KC49PN0161U	*	21,166,177	D018	SEE C704		22,166	E121	143TTDR4022		113	E213	405TTFS6036	*	58
C1483	5KC46LN0254X		26	D107	48S17D2017	*	146	E122	143TTDR4017		113	E214	444TTFS6036	*	58
C1484	5KC36JN2922X	*	128	D110	SEE D1110		24,148	E123	143TTDR4009		113	E215	445TTFN6036	*	59
C1485	5KCR39PN2920X	*	130	D111	56C17D2079	*	24,148	E124	143TTDR4024		113	E216	182TTTS6001	*	57
C1486	5KCR39PN2921X	*	130	D113	SEE D1113		24,148	E125	145TTDR4040		113	E218	213TTTS6001	*	57
C1487	5KCR49SN2085X	*	130	D114	SEE C1158		24,148	E126	145TTDR4072		113	E220	254TTFNA6001	*	58
C1488	5KCR49SN2086X	*	130	D115	56B34D2027	*	25,148	E127	145TTDR4041		113	E221	256TTFNA6001	*	58
C1489	5KC46PN0359Y	*	174	D116	SEE C1161		148	E128	145TTDR4035		113	E222	284STFNA6001	*	58
C1499	5KCR38SN6147X	*	128	D117	SEE C1155		24,148	E129	145TTDR4047		113	E223	286STFNA6001	*	58
C1500	5KCR39UN6148X	*	128	D118	56C34D2106	*	24,148	E130	145TTDR4015		113	E224	324TTFS6001	*	58
C1502	5KC46KN2408X	*	125	D119	48C17D2055	*	148	E131	145TTDR4021		113	E225	326TTFS6001	*	58
C1503	5KCR39UN6097X	*	126	D127	SEE 4305		146	E132	145TTDR4016		113	E226	364TTFS6001	*	58
C1504	5KCR39UN6098X	*	126	D129	SEE 4306		146	E133	145TTDR4010		113	E227	365TTFS6001	*	58
C1510	5KCP46KN9075X	*	125	D143	48S17D2086	*	147	E134	145TTDR4022		113	E228	405TTFS6001	*	58
C1801	5KC49MN6384X	*	34	D145	SEE H167		147	E135	145TTDR4066		113	E229	444TTFS6001	*	58
C1802	5KC49UN6377X	*	34	D149	56S17D2050	*	147	E136	145TTDR4046		113	E230	445STFNA6001	*	59
C1803	5KC49HN0719X	*	34	D162	48S17D2087	*	147	E137	145TTDR4067		113	E235	254TTFNA6076	*	57
C1804	5KC49HN0713X	*	34	D163	48S17D2088	*	147	E138	145TTDR4051		113	E236	256TTFNA6076	*	57
C1805	5KC49MN6378X	*	34	D164	SEE 4338		147	E139	145TTDR4073		113	E237	284TTFNA6076	*	58
C1806	5KC49HN2508X	*	34	D180	48S17D7204		146	E140	145TTDR4115		114	E238	286TTFNA6076	*	58
C1807	5KC49QN0716X	*	34	D181	48S17D7205		147	E141	145TTDR4121		114	E239	324TTFS6076	*	58
C1808	5KC49UN0715X	*	34	D311	56C34F5301	*	33	E142	145TTDR4307		114	E240	326TTFS6076	*	58
C1809	5KC49SN6375X	*	34	D312	56C34F5302	*	33	E143	145TTDR4110		114	E241	364TTFS6086	*	58
C1810	5KC49QN4559X	*	34	D313	56C34F5303	*	33	E144	145TTDR4025		114	E242	365TTFS6086	*	58
C1811	5KC49QN0717X	*	34	D314	56B34F5326	*	33	E165	213TTDW4042		115	E243	404TTFS6086	*	58
C1812	5KC49HN0714X	*	35	D315	56B34F5327	*	33	E166	213TTDW4041		115	E244	405TTFS6086	*	58
C1813	5KC49HN2510X	*	35	D316	56B34F5328	*	33	E167	213TTDW4033		115	E246	445TTFN6086	*	58
C1814	5KC49HN2509X	*	35	D390	56T34T5303	*	53	E168	213TTDW4048		115	E247	445TTFN6038	*	59
C1815	5KC49JN0720X	*	35	D391	56T34F5301	*	53	E169	213TTDW4038		115	E250	5KCR46JN0083Y	*	28
C1816	5KC49QN0718X	*	35	D392	56T34F5302	*	53	E170	213TTDW4009		115	E251	5KCR46JN0084	*	27

Index

Catalog Number/Model Number

INDEX

CAT. NO.	MODEL NO.	STOCK	PAGE NO.	CAT. NO.	MODEL NO.	STOCK	PAGE NO.	CAT. NO.	MODEL NO.	STOCK	PAGE NO.	CAT. NO.	MODEL NO.	STOCK	PAGE NO.
E252	5KCR46JN0083X	*	28	E310	286TTFNA6030	*	58	E466	145TTTN6521	*	61	E607	284TSTFNA6501	*	63
E253	5KCR46JN0085	*	21	E310-(GE)	SEE EG310		104	E467	145TTTN6835	*	62	E608	286TSTFNA6501	*	63
E254	5KCR46JN0086X	*	24	E311	324TTFS6030	*	58	E468	184TTTS6582	*	62	E609	324TSTFS6501	*	63
E255	5KCR46JN0087Y	*	32	E311-(GE)	SEE EG311		104	E470	182TTTS6538	*	62	E610	326TSTFS6501	*	63
E256	5KCR46JN0088	*	31	E312	326TTFS6030	*	58	E471	213TTFS6594	*	62	E611	364TSTFS6501	*	63
E257	5KCR46JN0087X	*	32	E312-(GE)	SEE EG312		104	E472	184TTFS6810	*	62	E612	365TSTFS6501	*	64
E258	5KCR46JN0089	*	29	E313	364TTFS6040	*	58	E473	184TTFS6844	*	62	E613	405TSTFS6501	*	64
E259	5KCR46MN0090Y	*	28	E314	405TTFS6040	*	58	E474	215TTFS6881	*	62	E614	444TSTFS6501	*	64
E260	5KCR46MN0091	*	27	E315	365TTFS6040	*	58	E475	213TTFS6502	*	62	E615	445TSTFN6501	*	64
E261	5KCR46MN0090X	*	28	E316	444TTFS6044		58	E476	213TTFS6531	*	62	E616	182TTTS6526	*	62
E262	5KCR46MN0092	*	21	E317	445TTFN6037		59	E477	254TTFNA6590	*	62	E617	184TTFS6526	*	62
E263	5KCR46MN0054X	*	24	E319	324TSTFS6005		58	E478	215TTFS6807	*	62	E618	213TTFS6526	*	62
E264	5KCR46MN0055Y	*	32	E320	326TSTFS6005		58	E479	215TTFS6527	*	62	E619	215TTF6526	*	62
E265	5KCR46MN0093	*	31	E321	364TSTFS6005		58	E480	256TTFNA6596	*	62	E620	254TTFNA6526	*	63
E266	5KCR46MN0055X	*	32	E322	365TSTFS6002		58	E481	254TTFNA6515	*	63	E621	256TTFNA6526	*	63
E267	5KCR46MN0094	*	29	E323	405TSTFS6005		58	E482	254TTFNA6529	*	63	E622	284TTFNA6526	*	63
E268	5KCR49PN0095Y	*	28	E324	444TSTFS16002		58	E483	284TTFNA6876	*	63	E623	286TTFNA6526	*	63
E269	5KCR49PN0096	*	27	E326	445TTFN6039		59	E484	256TTFNA6523	*	63	E624	324TTF6526	*	63
E270	5KCR49PN0095X	*	28	E327	444TTFN16577		64	E485	256TTFNA6529	*	63	E625	326TTF6526	*	63
E271	449TSTFS6003		59	E328	444TTFN6086	*	58	E486	286TTFNA6876		63	E626	364TTF6536	*	63
E271-(GE)	SEE EG271		21	E342	445TSTFN16004	*	59	E488	284TTFNA6837	*	63	E627	365TTF6536	*	64
E272	449TSTFS6002		59	E345	449TTFS16534		65	E490	286TTFNA6804	*	63	E628	405TTFNA6536	*	64
E272-(GE)	SEE EG272		24	E351	143TTTN6001	*	56	E491	286TTFNA6570	*	63	E629	444TTF6536	*	64
E273	449TSTFS6001		59	E353	145TTTN6001	*	57	E493	405TSTFS6502		64	E630	445TTFN6536	*	64
E273-(GE)	SEE EG273		32	E363	5013LSTFS6595		65	E494	444TSTFS6505		64	E631	445TTFN6538	*	64
E274	5KCR49PN0100	*	31	E364	5011LSTFS16031		65	E495	445STFN6502		64	E632	182TTTS6576	*	61
E275	5KCR49PN0099X	*	32	E366	5011LSTFS16033		65	E496	445STFN6506		64	E633	184TTTS6576	*	62
E276	449TTFS6038		59	E373	143TTFN6576		61	E500	254TTGN6576		77	E634	213TTF6576	*	62
E276-(GE)	SEE EG276		29	E374	143TTFN6526		61	E501	256TTGN6576		77	E635	215TTF6576	*	62
E277	449TTFS6037		59	E375	143TTFN6563		61	E502	254TTGN6507		77	E636	254TTFNA6576	*	62
E277-(GE)	SEE EG277		28	E376	143TTFN16539		61	E503	254TTGN6531	*	77	E637	256TTFNA6576	*	62
E278	5KCR48UN0103	*	27	E377	143TTFN6501		61	E504	284TTGN6576	*	77	E638	284TTFNA6576	*	63
E280	5KCR48UN0104	*	21	E378	143TTFN6502		61	E506	256TTGN6531	*	77	E639	286TTFNA6576	*	63
E281	5KCR48UN0105X	*	24	E379	143TTFN6505		61	E507	286TTGN16577		77	E640	324TTF6576	*	63
E282	449TTFS6088	*	59	E380	182TTF6576		61	E546	284TSTGN6503		77	E641	326TTF6576	*	63
E282-(GE)	SEE EG282		32	E382	145TTFN6501		61	E547	284TTGN6533	*	77	E642	364TTF6586	*	63
E283	449TTFS6087		59	E383	145TTFN6521		61	E563	286TSTGN6501		77	E643	365TTF6586	*	63
E283-(GE)	SEE EG283		31	E388	184TTF6576		62	E564	286TTGN6537	*	77	E644	404TTF6586	*	64
E284	449TTFS6390		59	E390	182TTF6501		62	E565	326TTGS6578		77	E645	405TTF6586	*	64
E284-(GE)	SEE EG284		32	E392	182TTF6505		62	E566	324TSTGS6501		77	E646	444TTF6586	*	64
E285	5KCR49UN0108	*	30	E396	213TTF6501		62	E567	324TTGS6529	*	77	E647	445TTF6586	*	64
E286	5KS49HN4595	*	102	E400	326TTF6580		63	E568	364TTGS6588		77	E648	143TTTN6576	*	61
E287	445TTFN6040		59	E401	364TTF6590		63	E569	326TSTGS6501		77	E649	143TTTN6526	*	61
E287-(GE)	SEE EG287		102	E402	365TTF6590		63	E570	326TTGS6532	*	77	E650	145TTTN6576	*	61
E288	5KS49PN4591	*	102	E403	404TTF6592		64	E571	365TTGS16577		77	E651	143TTTN6501	*	61
E289	445TTFN6087		59	E404	405TTF6587		64	E572	364TSTGS6506		77	E652	145TTTN6526	*	61
E290	5KS49UN8382	*	102	E405	444TTF6590		64	E573	364TTGS6542	*	77	E653	145TTTN6501	*	61
E292	449TTFS6065		59	E406	445TTFN6590		64	E574	404TTGS6588		77	E654	145TTTN6527	*	62
E294	5KS49MN4583	*	103	E407	445TTFN6591		64	E575	365TSTGS16503		77	E655	184TTF6505	*	62
E295	5KS49PN4588	*	103	E408	449TTF6582		64	E576	365TTGS6547	*	77	E656	213TTTS6505	*	62
E296	5KS49UN4584	*	103	E448	445TTFN6587	*	64	E577	405TTGS6589		77	E657	215TTF6505		62
E297-(GE)	SEE EG297		103	E449	445TSTFN6505	*	64	E578	405TSTGS6503		78	E658	254TTFNA6503		63
E302-(GE)	SEE EG302		104	E450	445TTFN6540		64	E580	444TTGS6588		78	E659	256TTFNA6503	*	63
E303	182TTTS6030	*	57	E453	326TSTFS6536		63	E582	444TTGS6539		78	E660	284TSTFNA6502		63
E303-(GE)	SEE EG303		104	E454	364TSTFS6526		63	E583	445TTGN6597		78	E662	324TSTFS6505		63
E304-(GE)	SEE EG304		104	E455	365TSTFS6526	*	64	E585	445TTGN6542		78	E663	326TSTFS6502		63
E305-(GE)	SEE EG305		104	E456	405TSTFS6526	*	64	E588	445TTGN6538		78	E664	364TSTFS6505		63
E306	215TTF6030		57	E457	444TSTFS6526	*	64	E591	449TTGS16537		78	E665	365TSTFS6502	*	64
E306-(GE)	SEE EG306		104	E458	445TSTFN6526	*	64	E594	405TTGS6548	*	78	E666	143TTTN6530	*	61
E307	254TTFNA6030	*	58	E459	445TSTFN6528	*	64	E601	182TTTS6501	*	62	E667	145TTTN6529		61
E307-(GE)	SEE EG307		104	E461	143TTTN6563	*	61	E602	184TTF6501	*	62	E668	145TTTN6530		62
E308	256TTFNA6030	*	58	E462	145TTTN6584		61	E603	213TTTS6501	*	62	E669	182TTTS6530	*	62
E308-(GE)	SEE EG308		104	E463	143TTTN6502		61	E604	215TTF6501	*	62	E670	184TTF6530	*	62
E309	284TTFNA6030	*	58	E464	145TTTN6834	*	61	E605	254TTFNA6501	*	63	E671	213TTF6530	*	62
E309-(GE)	SEE EG309		104	E465	182TTTS6578		61	E606	256TTFNA6501	*	63	E672	215TTF6530	*	62

Catalog Number/Model Number

CAT. NO.	MODEL NO.	STOCK	PAGE NO.	CAT. NO.	MODEL NO.	STOCK	PAGE NO.	CAT. NO.	MODEL NO.	STOCK	PAGE NO.	CAT. NO.	MODEL NO.	STOCK	PAGE NO.
E673	254TTFNA6528	*	63	E745	445TTDS4037		40	E816	324TSTFPA4036	*	49	E953	182TTFB4026	*	46
E674	256TTFNA6528	*	63	E746	364TTDS4086	*	39	E817	286TTFPA4030	*	49	E954	184TTFB4026	*	47
E675	284TTFNA6527	*	63	E747	365TTDS4086		40	E818	286TSTFPA4036	*	49	E955	213TTFW4026		47
E676	286TTFNA6527	*	63	E748	404TTDS4086	*	40	E819	286TSTFPA4005		49	E957	365TTFSA036	*	50
E677	324TTFSA6527	*	63	E749	405TTDS4086		40	E820	324TTFPA4076	*	49	E958	445TTFN4087	*	50
E678	326TTFSA6527	*	63	E750	444TTDS4086		40	E821	215TTFW4005		47	E959	405TTFSA036	*	50
E679	364TTFSA6537	*	63	E753	365TSTDS4001	*	40	E822	215TTFW4028		47	E960	364TSTFS4001	*	49
E680	365TTFSA6537		64	E754	404TSTDS4001	*	40	E823	182TTFSA076	*	48	E962	326TTFCA026	*	49
E681	405TTFSA6538	*	64	E755	405TSTDS4001	*	40	E824	143TTFR4028		45	E963	184TTFR4001	*	47
E682	445TTFN6537		64	E756	444TSTDS4001	*	40	E825	143TTTN4028		48	E964	286TSTFPA4001	*	49
E683	215TTFSA6580		62	E757	445TSTDS4001	*	40	E826	143TTTC4026	*	48	E965	256TTFLL14026	*	47
E684	254TTFNA6578		62	E758	213TTDW4030	*	38	E827	143TTFR4030	*	45	E966	326TTFSA080	*	49
E685	256TTFNA6578		62	E759	215TTDW4030	*	39	E828	143TTTN4030	*	48	E967	182TTFR4001	*	46
E687	449TTFSA6588	*	64	E760	254TTDX4030	*	39	E829	145TTTN4076	*	48	E968	286TTFCA076	*	49
E688	449TTFSA6587		64	E761	256TTDX4032	*	39	E830	143TTFR4003		46	E969	215TTFW4001	*	47
E690	449TTFSA6538	*	64	E762	284TTDP4035	*	39	E831	143TTTN4003		48	E970	215TTFW4076	*	47
E691	449TTFSA6537	*	65	E763	286TTDP4034		39	E832	143TTFR4001	*	46	E971	324TSTFPA4001	*	49
E692	449TTFSA6536	*	65	E764	324TTDP4028		39	E833	143TTTN4001	*	48	E972	213TTFW4001	*	47
E694	284TTFNA6580		63	E765	326TTDP4048	*	40	E834	143TTFR4005		46	E973	256TTFLL14076		47
E695	286TTFNA6580		63	E766	364TTDS4040		40	E835	143TTTN4005		48	E974	256TTFLL14001	*	47
E696	324TTFSA6577		63	E767	365TTDS4041		40	E836	145TTFR4029		46	E975	284TSTFPA4001	*	49
E697	444TTFSA6540		64	E768	364TSTDC4026	*	40	E837	145TTTC4026	*	48	E976	326TSTFPA4001	*	49
E698	449TSTFSA6502		65	E769	449TSTFSA6501		65	E838	145TTFR4038	*	46	E977	254TTFLL14001	*	47
E699	449TSTFSA6503		64	E770	449TTFSA6530	*	64	E839	145TTTN4035	*	48	E978	284TTFCA076	*	49
E702	145TTDRS304	*	37	E771	449TTFSA6528	*	64	E840	145TTFR4005		46	E979	145TTFR4076	*	45
E704	182TTDR4001	*	38	E772	449TTFSA6527		65	E841	145TTTN4003		48	E980	213TTFW4076	*	46
E705	184TTDR4001	*	38	E773	449TTFSA6578	*	64	E842	145TTTN4001	*	48	E981	445TSTFN4001	*	50
E706	213TTDW4001	*	38	E774	449TTFSA6577		64	E843	145TTFR4007		46	E982	182TTFR4076	*	46
E707	215TTDW4001	*	39	E776	449TTFSA6553		65	E844	145TTTN4005		48	E983	286TTFCA026	*	49
E708	254TTDX4001	*	39	E780	404TSTDS4026	*	40	E845	145TTFR4032		46	E984	324TTFCA026	*	49
E709	256TTDX4001	*	39	E781	405TSTDS4026	*	40	E846	145TTTC4027	*	48	E985	364TTFCA036	*	49
E710	284TSTDP4001	*	39	E782	365TSTDC4026	*	40	E847	145TTFR4039	*	46	E986	445TTFN4036	*	50
E711	286TSTDP4001	*	39	E783	143TTDR5313	*	37	E848	145TTTN4040	*	48	E987	444TTFSA036	*	50
E712	324TSTDP4001	*	39	E784	145TTDR5325	*	37	E849	184TTFSA076	*	48	E988	364TTFSA086	*	49
E713	326TSTDP4001	*	40	E785	145TTDR4078		36	E851	143TTTN6505		61	E989	445TTFN4038	*	50
E714	364TSTDS4001	*	40	E786	256TTDX4013	*	39	E852	145TTTN6505		61	E991	365TSTFS4001	*	50
E715	143TTDR5347	*	36	E787	324TTDP4030		39	E853	182TTTS6505		62	E992	444TSTFS4001	*	50
E716	145TTDR5630	*	37	E788	215TTDW4003	*	39	E854	449TTFSA6540	*	64	E993	365TTFSA086	*	49
E717	145TTDR5631	*	37	E789	324TSTDP4032	*	39	E856	449TTFSA6564	*	64	E994	145TTFR4001	*	46
E718	182TTDB4026	*	38	E790	326TTDP4046		40	E901	143TTDR5348	*	36	E995	184TTFR4076	*	46
E719	184TTDB4026	*	38	E791	326TSTDP4036	*	40	E902	145TTDR5632	*	37	E996	254TTFLL14026	*	47
E720	213TTDBA4026	*	38	E792	444TSTDS4026	*	40	E903	145TTDR5633	*	37	E997	254TTFLL14030		47
E721	215TTDBA4026	*	39	E793	284TSTDP4036		39	E906	213TTDBA4028	*	38	E998	256TTFLL14030		47
E722	254TTDB4026	*	39	E794	286TSTDP4038		39	E907	215TTDW4028	*	38	E999	284TSTFPA4036	*	49
E723	256TTDB4026	*	39	E795	445TTDS4086		40	E908	254TTDX4028	*	39	E1106	182TTDW4033		114
E725	286TTDC4026	*	39	E796	445TTDS4098		40	E909	256TTDX4027	*	39	E1107	182TTDW4002		114
E726	324TTDC4026	*	39	E797	447TTDN4089		40	E910	284TTDP4029		39	E1108	184TTDW4034		114
E727	326TTDC4026	*	40	E798	143TTDR4006		37	E911	286TTDP4027	*	39	E1109	184TTDW4002		114
E728	145TTDR4076	*	37	E799	182TTDR4083	*	37	E912	143TTDR5351	*	36	E1145	182TTDW4140		114
E729	182TTDR4076	*	37	E800	284TTFPA4030	*	49	E913	145TTDR5640	*	37	E1146	182TTDW4146		114
E730	184TTDR4076	*	37	E801	326TSTFPA4036	*	49	E914	145TTDR5665	*	37	E1147	182TTDW4036		114
E731	213TTDW4076	*	38	E802	364TSTFS4026	*	49	E917	143TTDR4005		37	E1148	182TTDW4135		114
E732	215TTDW4076	*	38	E803	404TTFSA086	*	49	E919	145TTDR4003		37	E1149	182TTDW4147		114
E733	254TTDX4076	*	38	E804	365TSTFS4026	*	50	E922	404TTDS6060	*	42	E1150	182TTDW4116		114
E734	256TTDX4076	*	39	E805	365TTFSA040	*	50	E923	405TTDS6060	*	42	E1151	182TTDW4122		114
E735	284TTDP4076	*	39	E806	405TTFSA086	*	50	E924	444TTDS6060	*	42	E1152	182TTDW4117		114
E736	286TTDP4076		39	E807	405TSTFS4001	*	50	E925	445TTDS6060	*	42	E1153	182TTDW4111		114
E737	324TTDP4076	*	39	E808	405TSTFS4026	*	50	E932	145TTDR4105		37	E1154	182TTDW4123		114
E738	326TTDP4076	*	39	E809	444TTFSA086	*	50	E934	145TTDR4080		37	E1155	184TTDW4140		114
E739	364TTDC4036	*	40	E810	444TSTFS4026	*	50	E935	215TTDW4078	*	38	E1156	184TTDW4146		114
E740	365TTDC4036	*	40	E811	445TSTFN4026	*	50	E936	215TTDW4080		38	E1157	184TTDW4141		114
E741	404TTDS4036	*	40	E812	445TSTFN4005	*	50	E939	213TTDW4003		38	E1158	184TTDW4135		114
E742	405TTDS4036	*	40	E813	445TSTFN4028	*	50	E950	143TTFR4026	*	45	E1159	184TTDW4147		114
E743	444TTDS4036	*	40	E814	449TTFSA088	*	50	E951	145TTFR4026	*	46	E1160	184TTDW4115		114
E744	445TTDS4036	*	40	E815	324TTFPA4030	*	49	E952	145TTFR4027	*	46	E1161	184TTDW4121		114

Index

Catalog Number/Model Number

INDEX

CAT. NO.	MODEL NO.	STOCK	PAGE NO.	CAT. NO.	MODEL NO.	STOCK	PAGE NO.	CAT. NO.	MODEL NO.	STOCK	PAGE NO.	CAT. NO.	MODEL NO.	STOCK	PAGE NO.
E1162	184TTDW4116	*	114	E2107	145TFFR16035	*	57	EG284	5KCR49UN0106X	*	32	G095	56C17D2010	*	21
E1163	184TTDW4110	*	114	E2108	184TTFW16076	*	57	EG287	5KS49MN4608	*	102	G096	SEE G1096	*	21
E1164	184TTDW4122	*	114	E2109	182TTFW16001	*	57	EG297	5KS49UN8379	*	103	G098	SEE G1098	*	21
E1704	182TTDW4001	*	38	E2110	182TTFW16026	*	57	EG302	5KS49KN2516	*	104	G100	56T17D2101	*	150
E1705	184TTDW4001	*	38	E2111	213TTFW16076	*	57	EG303	5KS42MN4590	*	104	G101	SEE K1410	*	150
E1724	284TTDCA4026	*	39	E2112	184TTFW16001	*	57	EG304	5KS49KN4596	*	104	G106	56T17D2104	*	150
E1725	286TTDCA4026	*	39	E2113	184TTFW16026	*	57	EG305	5KS49NN2512	*	104	G107	SEE K1408	*	150
E1726	324TTDCA4026	*	39	E2114	215TTFW16076	*	57	EG306	5KS49PN4589	*	104	G109	SEE K381	*	150
E1727	326TTDCA4026	*	40	E2115	213TTFW16001	*	57	EG307	5KS49PN4602	*	104	G114	SEE G1114	*	24,148
E1729	182TTDW4076	*	37	E2116	213TTFW16026	*	57	EG308	5KS49TN2511	*	104	G115	SEE G1115	*	24,148
E1730	184TTDW4076	*	37	E2117	254TFL16076	*	57	EG309	5KS49UN4585	*	104	G120	SEE K278	*	150
E1799	182TTDW4083	*	37	E2118	215TTFW16001	*	57	EG310	5KS49UN8385	*	104	G122	56T17D5329	*	150
E1904	182TTDW4027	*	38	E2119	215TTFW16026	*	57	EG311	5KS49UN4598	*	104	G126	SEE K1415	*	150
E1905	184TTDW4027	*	38	E2120	256TFL16076	*	57	EG312	5KS46PN2515	*	104	G127	56T17D5332	*	150
E1915	182TTDW4030	*	38	E2121	254TFL16001	*	58	F10E1	5KC49TN0063Y	*	95	G128	SEE K1418	*	150
E1916	184TTDW4030	*	38	E2122	254TFL16026	*	58	F12E1	5KC46GN0050Y	*	95	G135	56C17D2088	*	24,148
E1918	184TTDW4178	*	37	E2123	256TFL16001	*	58	F13E1	5KC42GN0051Y	*	95	G140	56T17D5345	*	150
E1930	182TTDW6030	*	41	E2124	256TFL16026	*	58	F15E1	5KCR48WN0292Y	*	95	G141	56T17D5346	*	150
E1931	184TTDW6031	*	41	E2125	56T34F16020	*	56	F34E1	5KC46PN0062Y	*	95	G142	56T17D5347	*	150
E1933	182TTDW4104	*	38	E2126	143TFFR16040	*	56	F100	5KCR48WN0273Y	*	95	G143	56T17D5348	*	150
E1937	184TTDW4103	*	38	E2127	145TFFR16080	*	56	F101	56C17F5324	*	95	G144	56T17D5349	*	150
E1938	184TTDW4105	*	38	E2128	143TFFR16020	*	56	F102	56C17F5325	*	95	G145	56T17D5350	*	150
E1955	213TTFBA4026	*	47	E2129	145TFFR16040	*	56	F103	56C17F5326	*	95	G151	56C17D2025	*	24,148
E1956	215TTFBA4026	*	47	E2130	182TTFW16080	*	56	F104	56C17F5327	*	95	G156	56B17D2012	*	24,148
E1961	284TTFCA4026	*	49	E2131	145TFFR16020	*	57	F105	56B17F5307	*	95	G161	56T17D5701	*	150
E1962	326TTFCA4026	*	49	E2132	145TFFR16045	*	57	F107	SEE C1468	*	136	G162	56T17D2121	*	150
E1963	184TTFW4001	*	47	E2133	184TTFW16080	*	57	F108	SEE C1273	*	136	G165	SEE K544	*	150
E1967	182TTFW4001	*	46	E2134	182TTFW16020	*	57	F109	SEE C1274	*	136	G166	SEE K546	*	150
E1982	182TTFW4076	*	46	E2135	182TTFW16040	*	57	F110	SEE C1275	*	136	G167	SEE K1409	*	150
E1983	286TTFCA4026	*	49	E2136	213TTFW16080	*	57	F120	SEE C1467	*	136	G168	SEE K279	*	150
E1984	324TTFCA4026	*	49	E2137	184TTFW16020	*	57	F131	56C17F5358	*	32,95	G169	SEE K280	*	150
E1985	364TTFCA4036	*	49	E2138	184TTFW16040	*	57	F132	56C17F5912	*	32,95	G180	SEE K1411	*	150
E1995	184TTFW4076	*	46	E2139	215TTFW16080	*	57	F133	56C17F5913	*	32,95	G181	SEE K518	*	150
E2000	56T34F5940	*	59	E2140	213TTFW16020	*	57	F134	56C17F5914	*	32,95	G182	SEE K519	*	150
E2001	143TFFR5642	*	59	E2141	213TTFW16040	*	57	F135	56B17F5584	*	32,95	G183	SEE K1413	*	150
E2002	145TFFR6078	*	59	E2142	254TFL16080	*	57	F201	48C17F2000	*	96	G184	SEE K520	*	150
E2003	143TFFR5582	*	59	E2143	215TTFW16020	*	57	F202	48C17F2001	*	96	G185	SEE K549	*	150
E2004	145TFFR6033	*	59	E2144	215TTFW16040	*	57	F203	56C17F5356	*	96	G186	SEE K1416	*	150
E2005	182TFFR6076	*	59	E2145	256TFL16080	*	57	F204	56C17F5357	*	96	G201	SEE K248	*	43
E2005	182TTFW6076	*	59	E2146	254TFL16020	*	58	F205	56B17F5331	*	96	G203	SEE K249	*	43
E2006	145TFFR3002	*	59	E2147	254TFL16040	*	58	F780	5KCP49UN9837S	*	98	G205	56T34D5327	*	43
E2007	145TFFR6035	*	59	E2148	256TFL16020	*	58	F781	5KCP49UN9838S	*	98	G207	SEE K250	*	43
E2008	184TFFR6076	*	59	E2149	256TFL16040	*	58	F1201	48C17F11005	*	96	G212	56C17D2084	*	27
E2008	184TTFW6076	*	59	E2150	56T34F16001	*	56	F1202	48C17F11006	*	96	G216	56C34D2117	*	27
E2009	182TFFR6001	*	59	E2151	143TFFR16038	*	56	F1203	48C17F11007	*	96	G221	SEE K251	*	43
E2009	182TTFW6001	*	59	E2152	145TFFR16072	*	56	F1204	56C17F15537	*	96	G225	SEE K521	*	43
E2010	182TTFW6026	*	59	E2153	143TFFR16001	*	56	F1205	56B17F15516	*	96	G229	SEE K644	*	43
E2010	182TTFW6026	*	59	E2154	145TFFR16038	*	56	G044	48T17D2000	*	36	G230	56C17D2085	*	27
E2011	213TTFW6076	*	59	E2155	182TTFW16072	*	56	G046	56T17D2128	*	36	G232	56C34D2108	*	27
E2012	184TFFR6001	*	59	E2156	145TFFR16001	*	57	G047	56T17D2095	*	36	G234	56C17D2044	*	27
E2012	184TTFW6001	*	59	E2157	145TFFR16039	*	57	G061	56T11D5301	*	36	G238	56C34D2101	*	27
E2013	184TFFR6026	*	59	E2158	184TTFW16072	*	57	G062	56T17D2114	*	36	G242	56T17D2115	*	43
E2013	184TTFW6026	*	59	E2159	182TTFW16002	*	57	G063	56T17D2094	*	36	G243	56T17D2116	*	43
E2014	215TTFW6076	*	59	E2160	182TTFW16038	*	57	G065	56T17D2112	*	36	G244	56T17D2127	*	43
E2015	213TTFW6001	*	59	E2161	213TTFW16072	*	57	G067	56T11D5302	*	36	G245	SEE K247	*	43
E2016	213TTFW6026	*	59	E2162	184TTFW16002	*	57	G076	SEE C147	*	21	G248	SEE K1299	*	43
E2018	215TTFW6001	*	59	E2163	184TTFW16038	*	57	G078	48C17D2034	*	21	G250	56B17D2011	*	27
E2019	215TTFW6026	*	59	E2164	215TTFW16072	*	57	G080	56T34D5301	*	36	G254	56B34D2031	*	27
E2100	56T34F15940	*	56	EG271	5KCR49PN0097	*	21	G082	56T17D2111	*	36	G256	56C17D5310	*	27
E2101	143TFFR15642	*	56	EG272	5KCR49PN0098X	*	24	G084	56T17D2093	*	36	G258	56B34D2023	*	27
E2102	145TFFR16078	*	56	EG273	5KCR49PN0099Y	*	32	G086	56T17D2110	*	36	G270	56C17D5311	*	27
E2103	143TFFR15582	*	56	EG276	5KCR49PN0101	*	29	G088	56T11D5303	*	36	G272	56B34D5319	*	27
E2104	145TFFR16033	*	56	EG277	5KCR48UN0102Y	*	28	G091	48C34D2025	*	21	G274	56B17D5303	*	27
E2105	182TTFW16076	*	56	EG282	5KCR49UN0106Y	*	32	G093	SEE C158	*	21	G278	56C11D5304	*	27,151
E2106	145TFFR13002	*	57	EG283	5KCR49UN0107	*	31	G094	SEE C159	*	21	G289	56T34D5339	*	43

Index

Catalog Number/Model Number

INDEX

CAT. NO.	MODEL NO.	STOCK	PAGE NO.	CAT. NO.	MODEL NO.	STOCK	PAGE NO.	CAT. NO.	MODEL NO.	STOCK	PAGE NO.	CAT. NO.	MODEL NO.	STOCK	PAGE NO.
G290	56B17D5328		177	G508	SEE K469		51	G654	56C17G5316	*	34	G965	56T17D5357		150
G294	56B34D5307		177	G511	SEE G1511		31	G655	56B11G5301	*	34	G966	SEE K277		150
G301	SEE K321		45	G513	SEE G1513		31	G656	56C34G5309		34	G967	56T17D5385		150
G303	SEE K154		45	G514	56C34F5322		31	G657	56C17G5317	*	34	G976	56B34D5304		177
G304	56T17F2043	*	45	G515	SEE G1515		31	G658	56C34G5310		34	G979	56B17D5319		177
G306	SEE K155		45	G516	56C34F5323	*	31	G659	56C17G5318	*	34	G987	56B34D2021		177
G308	56T34F5328	*	45	G517	SEE G1517		31	G660	56T34G5304		72	G996	56B34D5334		177
G309	56T34F5333	*	45	G518	56C34F5324	*	31	G661	56T17G5313	*	72	G1096	5KC49PN6070	*	21
G312	SEE G1312		29	G519	SEE G1519		31	G662	56T34G5305		72	G1098	5KC36JN266	*	21
G314	56C17F2052	*	29	G522	SEE K255		51	G663	56T17G5314	*	72	G1114	5KC35JN7	*	24,148
G316	SEE G1316		29	G523	SEE K523		51	G664	56T17E5314		72	G1115	5KC35JN7X	*	24,148
G321	SEE K158		45	G527	SEE K256		51	G665	56T17E5315		72	G1312	5KC32GN19	*	29
G322	SEE K426		45	G528	SEE K524		51	G666	56T17G5321	*	72	G1316	5KC49MN6061	*	29
G324	SEE K159		45	G530	SEE C1424		31	G667	56T17G5322	*	72	G1330	5KC35MN43	*	29
G326	SEE K160		45	G531	SEE G1531		31	G668	56T17E5323	*	72	G1331	5KC35MN43X	*	29
G327	56T34F5334	*	45	G533	56B34F5319	*	31	G827	56T17E5310	*	76	G1340	5K36PN251	*	45
G328	56T17F2045		45	G534	SEE C1419		31	G828	56T17E5311	*	76	G1376	5KCR48WN0273	*	30
G329	SEE K161		45	G541	SEE K257		51	G829	56T17G5315	*	76	G1377	5KCR48WN0273X	*	30
G330	SEE G1330		29	G544	SEE K1491		51	G840	56T17G5316	*	76	G1392	5KCR49TN2139U	*	30
G331	SEE G1331		29	G547	SEE K252		51	G841	56T17G5317	*	76	G1511	5KC32GN25	*	31
G332	56C17F2049	*	29	G548	56T17F5320		51	G842	56T17E5312		76	G1513	5KC35MN73	*	31
G333	SEE C1333		29	G549	56T17F5329		51	G843	56T17E5313	*	76	G1515	5KC42GN0018	*	31
G337	SEE C261		29	G550	SEE C1405		32	G844	56T17G5318		76	G1517	5KC46PN0032	*	31
G338	SEE C262		29	G551	SEE C375		32	G845	56T17G5319	*	76	G1519	5KC49TN0035	*	31
G339	56C17F2051	*	29	G552	SEE C1245		32	G846	56T17G5320		76	G1531	5KCR48WN0294	*	31
G340	SEE G1340		45	G553	SEE C376		32	G852	56C17E5319	*	35	H112	5KH37PN39	*	146
G342	SEE K1623		45	G559	SEE C1420		32	G853	56C17G5320	*	35	H113-(GE)	SEE HG113		146
G344	SEE K163		45	G560	SEE K1322		53	G854	56C34G5311		35	H114	5KH35FN124	*	146
G345	56T34F5335		45	G561	SEE K1324		53	G855	56C17G5321	*	35	H115-(GE)	SEE HG115		146
G347	56T17F5302	*	45	G562	SEE K258		53	G857	56C17G5322	*	35	H116	5KH32EN66	*	29
G348	SEE K424		45	G563	SEE K259		53	G858	56C34G5316		35	H120-(GE)	SEE HG120		29
G350	SEE C264		29	G564	SEE K260		54	G870	56C17G5323	*	35	H121-(GE)	SEE HG121		29
G352	56C34F5308	*	29	G565	56T17F2051		53	G871	56C17G5324		35	H123-(GE)	SEE HG123		29
G354	SEE C268		29	G569	56T34F5308		53	G872	56C17G5328		35	H124-(GE)	SEE HG124		29
G355	SEE C269		29	G570	56C17F5320	*	33	G873	56C34G5314		35	H130	5KH39QN9632	*	147
G356	56C17F5308	*	29,128	G571	56C17F5321	*	33	G874	56C17G5326		35	H131	5KH39QN9631T	*	147
G357	SEE C271		29	G572	56C17F5322	*	33	G875	56C34G5315		35	H133	5KH39QN9642T	*	147
G359	56C34F5310	*	30	G573	56C17F5323	*	33	G876	56C17G5327		35	H134	5KH32FN3122	*	98
G360	SEE K165		45	G574	56B17F5305	*	33	G905	56T17D5336	*	36	H135	5KH32FN3122S	*	98
G363	56T34F5336		46	G575	56B17F5306	*	33	G908	56T17D5339	*	36	H136	5KH49MN6057	*	98
G365	SEE K167		46	G576	56C11F5303	*	33	G910	SEE C167		21	H137	5KH49MN6057S	*	98
G368	56T34F5337		46	G577	56C11F5302	*	33	G911	SEE C168		21	H138-(GE)	SEE HG138		98
G369	SEE K1492		46	G578	56B11F5303	*	33	G912	SEE C169		21,166	H139	5KH33JN3121S	*	98
G371	SEE C275		30	G579	56B11F5302	*	33	G913	SEE C1263		21	H140-(GE)	SEE HG140		98
G372	SEE C276		30	G580	56T17T5305	*	53	G915	56C34D2100	*	21	H141-(GE)	SEE HG141		98
G373	56C17F5311	*	30,178	G581	56T17F5321	*	53	G917	SEE C175		21	H142-(GE)	SEE HG142		98
G374	56B34F5320	*	30	G582	56T17F5322	*	53	G918	SEE C176		21	H143-(GE)	SEE HG143		98
G376	SEE G1376		30	G583	56T17F5323	*	53	G919	56B17D2010	*	21	H150	143TTDR5376	*	36
G377	SEE G1377		30	G584	56T17F5324	*	54	G921	56T17D5342	*	36	H152-(GE)	SEE HG152		146
G378	56B17F5302	*	30,178	G585	56T17F5325	*	54	G923	56T17D5344	*	37	H154-(GE)	SEE HG154		146
G379	56C34F5309	*	29,178	G586	56T11F5311	*	53	G930	SEE C178		21	H155-(GE)	SEE HG155		146
G380	56C17F5957		178	G587	56T11F5310	*	53	G932	SEE C179		21	H156-(GE)	SEE HG156		146
G381	56C17F5955	*	178	G588	56T11F5309	*	53	G934	SEE C181		21	H157	5KH32DN3085X	*	146
G382	56C17F5956	*	178	G589	56T11F5308	*	53	G935	SEE C182		21	H158	5KH37PN41	*	146
G383	SEE K166		46	G590	56T17F5355	*	54	G936	SEE C1480		21,166,177	H159	5KH37PN41X	*	146
G385	56T34F5338		46	G591	56T17F5356		54	G937	56B34D2026	*	22	H160	5KH32FN3083	*	146
G387	56T17F5327		46	G639	56C17E5314	*	34	G939	SEE C185		22	H161-(GE)	SEE HG161		146
G390	56C34F5311	*	30,178	G646	56T17E5308	*	72	G950	SEE C186		22	H162	5KH46MN6053	*	146
G391	56B34F5321	*	30	G647	56T17E5309	*	72	G951	56C17D5308	*	22,166	H163	5KH46MN6053X	*	146
G392	SEE G1392		30	G648	56T34G5303		72	G952	SEE C187		22	H164	5KH32JN3128	*	147
G393	56C34F5307	*	29	G649	56T17G5312	*	72	G958	56B17D5323	*	177	H165	5KH32JN3128X	*	147
G396	56B17F5310	*	178	G650	56C11G5306	*	34	G961	56T17D2118	*	150	H166	5KH35JN26	*	147
G502	SEE K253		51	G651	56C17G5315	*	34	G962	56T17D2119	*	150	H167	5KH35JN26X	*	147
G503	SEE K522		51	G652	56C11G5307	*	34	G963	56T17D2120	*	150	H168	5KH49PN6055	*	147
G507	SEE K254		51	G653	56C34G5308		34	G964	56T17D2117		150	H169	5KH36KN114	*	146

Index

Catalog Number/Model Number

INDEX

CAT. NO.	MODEL NO.	STOCK	PAGE NO.	CAT. NO.	MODEL NO.	STOCK	PAGE NO.	CAT. NO.	MODEL NO.	STOCK	PAGE NO.	CAT. NO.	MODEL NO.	STOCK	PAGE NO.
H170	5KH36KN114X	*	146	H276	5KH42JN0328	*	98	H679-(GE)	SEE HG679		107	H921	5KH36SN6140X	*	126
H171	5KH37PN33	*	146	H277	5KH33KN20S	*	98	H680-(GE)	SEE HG680		107	H926	5KH36MNB637X	*	107
H172	5KH37PN33X	*	146	H278	5KH37PN37X	*	151	H681-(GE)	SEE HG681		107	H950	5KH140DFK1X	*	107
H173	5KH46MN3025	*	147	H280	5KH49UN3024X	*	151	H682	5KH32ENA443X	*	107	H951	5KH140DFK17X	*	107
H174	5KH46MN3025X	*	147	H282	5KH49PN3042X	*	151	H683	5KH33GNA444X	*	107	H952	145TTDR5647		179
H175	5KH49PN3026	*	147	H286	5KH36MN3106	*	147	H684	5KH36MNA445X	*	107	H954	184TTDR9040	*	179
H176	5KH49PN3026X	*	147	H287	5KH36KN112X	*	151	H685	5KH39EN2887X	*	108	H955	213TTDW7053		179
H178	447TSTDN7001	*	40,124	H288	5KH49SN3023X	*	151	H689	5KH35JN603X	*	23	H956	215TTDW7053	*	179
H178-(GE)	SEE HG178		149	H290	5KH36MN137	*	151	H691	5KH36LNA488X	*	23	H957	254TTDX8338		179
H180	143TTDR5401		36	H291	5KH32EN72X	*	149	H690-(GE)	SEE HG690		25	H1182	182TTDW7101		37
H181	145TTDR5401	*	36	H293	5KH46PN3034	*	149	H692-(GE)	SEE HG692		26	H1183	184TTDW7101		37
H181-(GE)	SEE B1502		149	H296	5KH49SN3046	*	146	H693	5KH46JN0329X	*	26	H1613	184TTDW7627	*	38
H182-(GE)	SEE HG182		149	H298	5KH48UN6054X	*	147	H694-(GE)	SEE HG694		147	H1615	184TTDW7625		38
H184	213TTDW7101		37	H300	5KH49SN3048	*	146	H695-(GE)	SEE HG695		146	H1668	184TTFW7727	*	47
H185	215TTDW7101		38	H344	5KH36KNB633X	*	107	H696	5KH36LNA504	*	23	H1679	182TTDW7095		37
H185-(GE)	SEE B1504		149	H350	143TTGN7076	*	73	H697-(GE)	SEE X1903		98	H1953	182TTDW8353		179
H186	254TTDX7101	*	38	H439	5KH39EN2552X	*	108	H698-(GE)	SEE X1904		98	H1954	184TTDW9040	*	179
H186-(GE)	SEE HG186		149	H440	5KH39EN2506X	*	108	H699-(GE)	SEE HG699		98	HG113	5KH37PN39X	*	146
H187	256TTDX7101	*	38	H450	5KH32GNB812X	*	107	H700	143TTFR5376	*	45	HG115	5KH35FN124X	*	146
H187-(GE)	SEE B1507		149	H451	5KH32GNB813X	*	107	H700-(GE)	SEE HG700		147	HG120	5KH32FN3123	*	29
H188	284TTDP7101		39	H454	5KH32ENB168X	*	34	H701-(GE)	SEE HG701		146	HG121	5KH32FN3123X	*	29
H188-(GE)	SEE HG188		149	H455-(GE)	SEE HG455		34	H703-(GE)	SEE HG703		147	HG123	5KH33FN85	*	29
H189	286TTDP7101		39	H456-(GE)	SEE HG456		34	H704-(GE)	SEE HG704		146	HG124	5KH33FN85X	*	29
H189-(GE)	SEE HG189		149	H457	143TTFN8076	*	48	H705-(GE)	SEE HG705		147	HG138	5KH33JN3121	*	98
H190	5KH49MN3035	*	149	H458-(GE)	SEE HG458		34	H706-(GE)	SEE HG706		147	HG140	5KH36NN37	*	98
H191	326TTDP7101		39	H502	449TTGS7068		75	H710-(GE)	SEE HG710		26	HG141	5KH36NN37S	*	98
H191-(GE)	SEE HG191		149	H503	449TTGS7037		75	H711-(GE)	SEE HG711		147	HG142	5KH49PN6056	*	98
H193	447TSTDN7003	*	40,124	H504	449TTGS7036		75	H712	5KH32GNB815X	*	107	HG143	5KH42GN0337	*	98
H195	5KH32GN42	*	98	H513	449TTGS7003		75	H714-(GE)	SEE HG714		107	HG152	5KH32GN140X	*	146
H196-(GE)	SEE HG196		98	H580	449TTGS8003		71	H715-(GE)	SEE HG715		147	HG154	5KH36KN113X	*	146
H197	5KH35MN132	*	98	H581	449TTGS8038		71	H716-(GE)	SEE HG716		155	HG155	5KH46MN3021X	*	146
H198	5KH35MN132S	*	98	H601	143TTDR5327	*	36	H717-(GE)	SEE HG717		155	HG156	5KH32DN3085	*	146
H203	5KH36PN106	*	98	H604	145TTDR5327	*	37	H803	56T17D5398	*	38	HG161	5KH32FN3083X	*	146
H204	5KH32GN142	*	151	H607	145TTDR5332	*	37	H804	5KH140DFK6S	*	165	HG178	5KH32EN79	*	149
H205	5KH37PN37	*	151	H613	184TTDR7627	*	38	H805	5KH140DFK7S	*	165	HG182	5KH49MN6060	*	149
H206	5KH36KN112	*	151	H616	213TTDW7028	*	38	H806	5KH140DFK8S	*	165	HG186	5KH46PN6059	*	149
H207	5KH46MN3041	*	151	H619	215TTDW7028	*	39	H812	447TSTDN7026	*	40,124	HG188	5KH49UN6064	*	149
H208	5KH32DN111	*	151	H620	5KH49PN3043	*	146	H813	447TSTDN7027	*	40,124	HG189	5KH36PN108	*	149
H209	5KH37PN36	*	151	H621	215TTDW7003	*	39	H814	447TSTDN7028	*	40,124	HG191	5KH46PN3033	*	149
H210	5KH37PN36X	*	151	H621-(GE)	SEE HG621		147	H815	449TSTDN7026		40,124	HG196	5KH32GN42S	*	98
H212	5KH33FN77	*	151	H622	254TTDX7028	*	39	H816	449TSTDN7027		40,124	HG195	5KH36NNB166X	*	34
H213	5KH33FN77X	*	151	H623	254TTFL17039	*	47	H817	447TSTDN7005	*	40,124	HG456	5KH35LNB164X	*	34
H214	5KH46MN6071	*	151	H625	256TTDX7358	*	39	H818	449TSTDN7001	*	40,124	HG458	5KH36PNB171X	*	34
H215	5KH46MN6071X	*	151	H627	256TTDX7024	*	39	H819	449TSTDN7003	*	40,124	HG621	5KH49PN6055X	*	147
H217	5KH35JN121	*	151	H628	284TTDP7644	*	39	H820	449TTDN7086		40	HG646	5KH39QN9508Y	*	96
H218	5KH35JN121X	*	151	H631	284TTDP7025	*	39	H821	449TTDN7087		40	HG648	5KHC39QN9581T	*	98
H219	5KH49PN6069	*	151	H632	286TTDP7641	*	39	H822	447TTDN7087		40	HG679	5KH32DN5597X	*	107
H221	5KH48UN6074	*	151	H636	324TTDP7649	*	39	H890	5KH39EN6143X	*	126	HG680	5KH32FN5598X	*	107
H222	5KH49PN3047	*	151	H641	5KH39CN5501X	*	107	H891	5KC49LN6386X	*	34	HG681	5KH32GNB814X	*	107
H223	5KH37PN40	*	151	H642	5KH39CN5504X	*	107	H901	5KH32DNA612	*	22	HG690	5KH35JN602X	*	25
H224	5KH49SN3049	*	151	H645	5KH39QNB810	*	25	H902	5KH32DNA612X	*	22	HG692	5KH36LNA489X	*	26
H225	5KH46MN3040	*	151	H646-(GE)	SEE HG646		98	H903	5KH32FNA611	*	22	HG694	5KH39QN9767X	*	147
H226	5KH49PN3042	*	151	H647	5KHC39QN9584X	*	96	H904	5KH32FNA611X	*	22	HG695	5KH37PNA233	*	146
H229	5KH35HN9	*	23	H648-(GE)	SEE HG648		98	H905	5KH36JNA769	*	22	HG699	5KH49PN6056S	*	98
H230	5KH39QN9091	*	23	H649	5KHC39QN9575T	*	98	H906	5KH36JNA769X	*	22	HG700	5KHC37NNA167T	*	147
H233	5KH36PN109	*	149	H664	143TTFR5327	*	45	H907	5KH37NNA768	*	22	HG701	5KH32DN5618X	*	146
H234	5KH39QN9105X	*	149	H665	145TTFR5328	*	46	H908	5KH37NNA768X	*	22	HG703	5KH35MNA519T	*	147
H236	5KH35MN56X	*	149	H666	145TTFR5320	*	46	H909	5KH33JN6141X	*	126	HG704	5KH35MNA568T	*	146
H239	5KH33FN6	*	21	H668	184TTFR7737	*	47	H910	5KH33NN6142X	*	126	HG705	5KH46NN3039T	*	147
H243	5KH32GN68X	*	29	H669	213TTFW7028	*	47	H912	5KH32DNA700	*	146	HG706	5KH37PNA569T	*	147
H244	5KH32EN124	*	31	H670	215TTFW7028	*	47	H913	5KH32DNA700X	*	146	HG710	5KH33JNA511T		26
H247	5KH42JN0328S	*	98	H673	5KH33KN5594	*	26	H914	5KH33FNA722	*	146	HG711	5KH32HN5620T	*	147
H248	5KH36MN3106X	*	147	H674	5KH35JNA231	*	26	H915	5KH33FNA722X	*	146	HG714	5KH37PNA479X	*	107
H274	256TTFL15027		47	H675	5KH33FNA230	*	25	H917	5KH35JNA723X	*	147	HG715	5KH38SNA731T	*	147
H275	5KH49PN3045	*	147	H676	5KH35GNA229	*	23	H919	5KH36MNA735X	*	147	HG716	5KH36DNA780X	*	155

Catalog Number/Model Number

CAT. NO.	MODEL NO.	STOCK	PAGE NO.	CAT. NO.	MODEL NO.	STOCK	PAGE NO.	CAT. NO.	MODEL NO.	STOCK	PAGE NO.	CAT. NO.	MODEL NO.	STOCK	PAGE NO.
HG717	5KH37GNA782X	*	155	I1213	184TBFW17044	*	30	K062	56T17D5370	*	37	K234	56C17D2114		28
I101	143TCDR5303		22	I1214	184TBFW7726	*	30	K063	56T17D3301	*	36	K234-(GE)	SEE KG234		111
I102	145TBDR5302	*	22	I1223	184TBFW7701	*	30	K064	56T17D3302	*	37	K235	56C17D2115	*	28
I103	182TCDR7001	*	22	I1305	184TBDW7628		177	K065	56T17D3303	*	37	K235-(GE)	SEE KG235		51
I104	184TCDR7001	*	22	I1308	184TBDW7634		177	K066	56T17D3304	*	38	K236	SEE E261		28
I105	213TCDW7001	*	22,166	I1314	184TBFW7041	*	32,95,178	K067	56T17D3305		36	K236-(GE)	SEE KG236		111
I106	215TCDW17002	*	22	I1315	184TBFW7034	*	32,95,178	K068	56T17D3306	*	37	K237	SEE E270		28
I110	SEE C188		21	J009	SEE C330		109,153	K069	56T17D3307	*	37	K237-(GE)	SEE KG237		51
I111	SEE C191		22	J013	SEE C332		109,153	K080	56T17D3308	*	38	K238	5K49SN2184	*	111
I112	182TCDR7026	*	22	J017	SEE C334		109,153	K081	56T17D15528		36	K239	SEE P107		52,111
I113	184TCDR7026	*	22	J019	SEE C336		109,153	K111	SEE G044		36	K240	5K49ZN2190	*	111
I114	184TBDR7026	*	22,166	J021	SEE C338		109,153	K113	5K35FN2	*	36	K245	5K38RN117	*	111
I115	215TBDW7026	*	22,166	J023	SEE C340		109,153	K114	SEE G047		36	K246	5K49PN2350	*	111
I116	215TBDW7028	*	22,166	J025	SEE J1025		109,153	K115	5K36JN2	*	36	K247	5K49DN4132	*	43
I117	213TCDW7026	22		J033	SEE C329		109	K116	5K42HN4106	*	36	K248	5K49FN4138	*	43
I118	SEE C193		22	J034	SEE C331		109	K117	SEE G067		36	K249	5K42HN4127	*	43
I119	184TBDR7375		166,177	J035	SEE C333		109	K118	SEE G080		36	K250	5K46KN4125	*	43
I127	145TBDR5337	*	22,166,177	J036	SEE C335		109	K119	5K46KN4071	*	36	K251	5K46MN4126	*	43
I128	184TBDR7631	*	177	J037	SEE C337		109	K120	SEE G088		36	K252	5K49DN4130	*	51
I130	184TBDR7630	*	177	J038	SEE C339		109	K121	SEE K000		36	K253	5K33JNA943	*	51
I131	184TBDR7632	*	177	J039	SEE C341		109	K122	5K46MN4072	*	36	K254	5K35MNB114	*	51
I141	182TCDR17079		21	J040	SEE K748		110	K125	SEE K022		37	K255	5K36PNB116	*	51
I142	184TCDR7076		22	J041	SEE K217		110	K126	SEE K025		37	K256	5K49MN4104	*	51
I143	213TCDW7076		22	J042	SEE KG219		110	K136	SEE 1157		24,148	K257	5K49SN4117	*	51
I144	215TBDW7079		22	J043	SEE K221		110	K151	5K32GN30	*	45	K258	5K49KN4124	*	53
I145	145TBDR5303		22	J044	SEE K223		110	K152	56B34D5320	*	25,148	K259	5K49MN4110	*	53
I146	145TCDR5331	*	25,148	J045	SEE K225		110	K153	5K33FN30	*	45	K260	5K49SN4119	*	54
I147	145TBDR5345	*	25,148	J046	SEE K227		110	K154	5K49FN4136	*	45	K275	5K33GN45	*	150
I201	145TBFR5327	*	30	J047	56T34D5368		110	K155	5K36PN30	*	45	K277	5K46KN4085	*	150
I204	145TBFR5301		30	J048	56T34D5367	*	110	K158	5K35MNB117	*	45	K278	5K46MN4087	*	150
I205	145TBFR5302		30	J049	56T34D5365	*	110	K159	5K49MN6079	*	45	K279	5K49PN3053	*	150
I206	182TBFR5301	*	30	J050	56T34D5366	*	110	K160	5K37NN30	*	45	K280	5K49PN3052	*	150
I210	SEE C295		30	J051	56T34D5369	*	110	K161	5K36PNB111	*	45	K281	5K32GN48	*	149
I211	SEE C297		30	J052	56T34D5370	*	110	K162	5K46PN6082	*	45	K282	5K35MN294	*	149
I212	182TBFR5326	*	30	J053	56T34D5371	*	110	K163	5K38RN30	*	45	K283	5K33KN52	*	149
I213	184TCFR7726	*	30	J054	56C34D2118	*	109	K164	5K49MN4105	*	45	K284	5K42HN4128	*	149
I214	184TBFR7726	*	30	J055	56C34D2119	*	109	K165	5K49UN6085	*	45	K285	5K49MN6080	*	149
I215	215TBFW7026	*	30	J056	56C34D2120	*	109	K166	5K46KN2175	*	46	K286	5K49KN4142	*	149
I216	213TBFW7026	*	30	J057	56C34D2121	*	109	K167	5K49SN4118	*	46	K318	5K42JN4163	*	36
I217	215TBFW7027	*	30	J058	56B34D2033	*	109	K194	5K33KN92	*	45	K319	56B17F5319	*	32,95,178
I220	143TBFR5301	*	30	J059	56B34D5341	*	109	K196	5K49FN4129	*	45	K319-(GE)	SEE KG319		179
I221	145TBFR5303	*	30	J060	56T34T5308		111	K197	5K42HN4109	*	45	K321	5K35MN75	*	45
I223	184TBFR7701	*	30	J061	56T34F5342	*	111	K198	5K49PN4113	*	45	K330	5K49ZN8079	*	51
I224	213TBFW7001	*	30	J062	56T34F5343	*	111	K212	56B34D2018		177	K332	56B34F5303		178
I225	215TBFW7001	*	30	J063	56T34F5344	*	111	K215-(GE)	SEE KG215		43,110,153	K339	56C34F5327		29
I305	184TBDR7628		177	J064	56T34F5345	*	111	K216	5K36JN57	*	43,110,153	K350	56B34F5322		30
I308	184TBDR7634		177	J065	56T34F5346	*	111	K217	5K36JN56	*	110	K378	5K46LN6033S	*	142
I311	145TBFR5333		178	J066	56T34F5347	*	111	K218	5K37MN37	*	43,110,153	K379	5K49RN6034S	*	142
I314	184TBFR7041	*	32,95,178	J1025	5KC37FN71X	*	109,153	K219	56B34D5336		177	K380	5K48TN6035S	*	142
I315	184TBFR7034	*	32,95,178	K000	56T34D5302	*	36	K219-(GE)	SEE KG219		110	K381	5K42HN4089	*	150
I700	145TBFR5334	*	30	K003	56T17D2113	*	36	K220	5K38PN47	*	43,110,153	K392	SEE G086		36
I702	145TBFR5336		178	K004	56T17D2092	*	36	K221	5K38PN48	*	110	K393	SEE K007		37
I707	143TBFR5376		29	K007	56T11D5304	*	37	K222	5K46KN2173	*	43,110,153	K402	SEE H181		36
I1103	182TCDW7001	*	22	K009	56T34D5303	*	37	K223	5K46KN2172	*	110	K404	56T11F5320		51
I1104	184TBDW17008	*	22	K016	56B17D56		166,177	K224	5K49NN2180	*	43,110,153	K405	56T17F2047		51
I1108	184TBDW7001	*	22,166	K022	56T17D5309	*	37	K225	5K49NN2178	*	110	K406	SEE K640		52
I1112	182TCDW7026	*	22	K025	56T34D5304	*	37	K226	5K48TN2182	*	43,110,153	K407	56T11F5321		51
I1113	184TCDW7026	*	22	K027	56T34D5300		36	K227	5K48TN2181	*	110	K408	5K49SN8050	*	37
I1114	184TBDW7026	*	22,166	K032	56C17E5302		34	K228	SEE P101		51,111	K418	5K32GN53	*	45
I1119	184TBDW7375		166,177	K033	56C11G5303	*	34	K229	SEE P102		51,111	K420	SEE K151		45
I1128	184TBDW7631	*	177	K037	56C17G5308		34	K230	5K35JN47	*	111	K421-(GE)	SEE G1340		45
I1130	184TBDW7630	*	177	K041	56T17D5310	*	37	K231	SEE P103		51,111	K424	5K49MN4111	*	45
I1131	184TBDW7632	*	177	K048	56T34D5340		37	K232	56B17D5322	*	177	K426	5K42HN4134	*	45
I1141	182TCDW17079		21	K049	56T17D2130	*	36	K232-(GE)	SEE KG232		111	K439	5K49DN4131	*	45
I1142	184TCDW7076		22	K061	56T17D5369	*	37	K233	SEE P104		51,111	K456	5K49KN4573	*	93

Index

Catalog Number/Model Number

INDEX

CAT. NO.	MODEL NO.	STOCK	PAGE NO.	CAT. NO.	MODEL NO.	STOCK	PAGE NO.	CAT. NO.	MODEL NO.	STOCK	PAGE NO.	CAT. NO.	MODEL NO.	STOCK	PAGE NO.
K457	5K49KN4563	*	93	K725	56T34F5353	*	54	K2003	SEE E784		37	K2101	5K49FN6381X	*	72
K458	5K49PN4564	*	93	K748	5K35FN101	*	110	K2004	5KE49QN8360	*	38	K2102	5K49JN4582X	*	72
K459	5K49UN4569	*	93	K750	5K46MN4144	*	110	K2005	SEE E715		36	K2103	5K49JN4560X	*	72
K460	5K49PN4565	*	93	K751	5K49PN4121	*	110	K2006	SEE E716		37	K2104	5K49HN6385X	*	72
K461	5K49UN4566	*	93	K803	SEE K500		53	K2007	SEE E717		37	K2105	5K49JN4574X	*	72
K462	5K49UN4567	*	93	K806	56T17F5330		54	K2010	5KE49UN8416	*	37	K2106	5K49JN4561X	*	72
K469	5K42HN4137	*	51	K1221	SEE K700		54	K2011	5KE49WN8367	*	46	K2107	5K49MN8349X	*	72
K499	SEE D392		53	K1222	SEE K701		53	K2012	SEE E950		45	K2108	5K49HN2507X	*	72
K500	5K38PN106	*	53	K1299	5K46MN6018	*	43	K2013	SEE E827		45	K2109	5K49LN4575X	*	72
K501	SEE D395		54	K1300	5K49PN6019	*	43	K2014	SEE E951		46	K2110	5K49TN6383X	*	72
K518	5K49SN3054	*	150	K1301	5K49PN8020	*	43	K2015	SEE E838		46	K2111	5K49NN4580X	*	72
K519	5K49SN3055	*	150	K1305	5K42FN4033	*	44	K2016	SEE E952		46	K2112	5K49JN4576X	*	76
K520	5K48UN3056	*	150	K1306	5K49FN2045	*	44	K2017	SEE E847		46	K2113	5K49JN4577X	*	76
K521	5K49PN4120	*	43	K1307	5K42HN4032	*	44	K2018	5KE49PN8418	*	43	K2114	5K49LN4578X	*	76
K522	5K33KN67	*	51	K1308	5K46KN4031	*	44	K2019	SEE C102		43	K2115	5K49NN4581X	*	76
K523	5K36PN254	*	51	K1311	5K49NN2046	*	44	K2020	SEE C103		43	K2116	5K49MN6382X	*	72
K524	5K49MN4112	*	51	K1314	SEE G586		53	K2021	5KE49PN8391	*	44	K2201	5KE49PN4579X	*	72
K525	5K49MN4114	*	149	K1315	SEE G587		53	K2022	5KE49TN8401	*	44	K2202	5KE49TN8356V	*	72
K526	5K49MN6369	*	93	K1316	5K49MN6020	*	51	K2023	5KE49UN8407	*	44	K2203	5KE49PN8357V	*	72
K527	5K35JN198	*	36	K1317	5K49PN6025	*	51	K2024	SEE C150		43	K2205	5KE49SN8355V	*	72
K541	5K49MN6081	*	149	K1318	5K49PN8030	*	51	K2025	SEE C201		51	K2206	5KE49QN8350V	*	72
K544	5K42JN3051	*	150	K1322	5K42FN4035	*	53	K2026	SEE U733		54	K8000	5K46FN2616		131
K546	5K42JN3050	*	150	K1323	SEE D391		53	K2027	SEE C202		51	K8001	5K38JN4217		131
K549	5K48UN3057	*	150	K1324	5K42HN4034	*	53	K2028	SEE U735		54	K8002	5K49GN2617		131
K550	5K42HN4133	*	111	K1325	SEE G588		53	K2029	SEE C220		51	K8003	5K49GN2628		131
K553	5K42HN4139	*	110	K1326	SEE G589		53	K2030	5KE49TN8384T	*	150	K8004	5K49JN2618	*	131
K555	5K46KN4141	*	110	K1328	SEE D394		54	K2031	SEE U704		54	K8005	5K49JN2631	*	131
K578	5K46LN6032S	*	142	K1333	5K35JN4176	*	111	K2032	SEE U701		53	K8006	5K46KN2569	*	131
K606	5K42GN4619X	*	60	K1402	5K39SNB505S	*	142	K2033	5KE48WN8365	*	51	K8007	5K49KN2619	*	131
K607	5K49MN4620X	*	60	K1403	5K36PN345S	*	142	K2034	SEE U707		54	K8008	5K49NN2571		131
K608	5K49MN4618X	*	60	K1404	5K38SN267S	*	142	K2035	SEE C250		51	K8009	5K49NN2575		131
K609	5K49TN4622X	*	60	K1405	5K39SNB765T	*	142	K2036	5KE49UN8392	*	53	K8010	5K48TN2570		131
K610	5K49RN4621X	*	60	K1407	5K39SNB587S	*	142	K2037	5KE49UN8376T	*	150	K8011	5K48TN2576		131
K612	56B34F5306	*	178	K1408	5K42HN4089X	*	150	K2038	5KE49QN8375T	*	150	K8012	5K49FN2613		131
K615	56B34F5312	*	178	K1409	5K37MN252X	*	150	K2039	5KE49UN8429	*	53	K8013	5K49GN2614	*	131
K618	56B34F5318	*	178	K1410	5K46KN4085X	*	150	K2040	5KE49UN8370T	*	150	K8014	5K48JN2615	*	131
K622	5K49RN8424	*	43	K1411	5K38PN258X	*	150	K2042	SEE C236		52	K8015	5K49KN2567	*	131
K630	5K36MN4157	*	111	K1412	5K46MN4087X	*	150	K2043	5KE49UN8428	*	51	K8016	5K48NN2566	*	131
K631	56B34F5324		32	K1413	5K49KN2150X	*	150	K2045	5KE49WN4571	*	93	K8017	5K49TN2568		131
K633	5K36MN4152	*	51	K1415	5K49PN4088X	*	150	K2046	5KE49WN4572	*	93	KG215	5K35FN55	*	43,110,153
K634	5K46MN8423	*	43	K1416	5K49NN2147X	*	150	K2048	SEE C221		51	KG219	5K37MN38	*	110
K635	5K46MN4623	*	44	K1418	5K49UN4086X	*	150	K2049	SEE E994		46	KG232	5K36MN339	*	111
K637	SEE P106		51,111	K1438	5K49NN4052T	*	100	K2051	5KE49UN8405	*	102	KG234	5K38RN49	*	111
K640	5K49QN4609	*	52	K1476	5K49JN4051T	*	100	K2052	5KE49TN8380	*	102	KG235	5K49PN2348	*	51
K642	SEE P105		51,111	K1482	5K48WN3013S	*	142,154	K2053	5KE48WN8366	*	102	KG236	5K49PN2330	*	111
K644	5K49ZN4611	*	43	K1483	5K37MN3543	*	110	K2055	5KE49TN8378	*	103	KG237	5K49SN2187	*	51
K646	5K49RN4617	*	44	K1484	5K46KN2082	*	110	K2056	5KE48WN8364	*	103	KG319	5K49UN8052	*	179
K648	5K49ZN4616	*	44	K1485	5K49RN6118S	*	141	K2058	5KE49TN8390	*	104	L102	182TDFS327	*	38
K690	5K46HN2546	*	44	K1486	5K48TN6119S	*	141,154	K2059	5KE49TN8398	*	104	L409	182TDFS8101	*	48
K700	56T11F5328	*	54	K1487	5K49MN6126T	*	155	K2060	5KE49TN8389	*	104	L410	184TDFS8102	*	48
K701	56T11F5307	*	53	K1488	5K49ZN6138S	*	142	K2061	5KE48WN8369	*	104	L411	213TDFS8103	*	48
K702	56T34T5309	*	53	K1490	5K49PN6164	*	51	K2062	5KE48WN8388	*	104	L412	254TFFPA8102	*	48
K703	56T17T5316	*	53	K1491	5K49ZN4253	*	51	K2063	5KE49WN8383	*	104	L413	256TFFPA8102	*	48
K704	56T34F5348	*	53	K1492	5K49ZN4252	*	46	K2064	SEE G347		45	L414	284TFFPA8102	*	49
K705	56T17F5336	*	53	K1493	5K49UN4568	*	93	K2065	5KE48WN4586	*	104	L415	286TFFPA8102	*	49
K706	56T34F5349	*	53	K1494	5K49RN4570	*	93	K2066	5KE48WN4593	*	103	L416	324TFFPA8104	*	49
K707	56T17F5337	*	53	K1497	5K49WN4335X	*	150	K2067	5KE49TN4597	*	104	L417	326TFFPA8107	*	49
K708	56T34F5350	*	53	K1500	5K49MN6432S	*	142	K2068	5KE49TN4592	*	103	L420	364TDFS8101	*	49
K709	56T17F5338	*	53	K1505	5K46LN6428S	*	142	K2069	5KE49PN4594	*	36	L421	215TDFS8101	*	48
K717	5K32GNB249X	*	72	K1510	5K49RN6429S	*	142	K2084	5KE49WN8413	*	51	L425	365TDFS8115	*	49
K718	5K33NNB234X	*	72	K1511	5K48WN3181S	*	142,154	K2085	SEE Y366		81	L426	404TDFS8102	*	49
K721	56T34F5351	*	54	K1515	5K48TN6430S	*	142	K2087	SEE Y368		81	L427	405TDFS8114	*	49
K722	56T17F5339	*	54	K1520	5K49ZN6433S	*	142	K2088	5KE49WN8419	*	54	L428	444TDFS8106		50
K723	56T34F5352	*	54	K2001	SEE E783		37	K2089	5KE49WN4603	*	54	L429	445TDFS8115	*	50
K724	56T17F5340	*	54	K2002	SEE E702		37	K2090	5KE49WN4601	*	51	L440	445TDFS8102		50

Catalog Number/Model Number

CAT. NO.	MODEL NO.	STOCK	PAGE NO.	CAT. NO.	MODEL NO.	STOCK	PAGE NO.	CAT. NO.	MODEL NO.	STOCK	PAGE NO.	CAT. NO.	MODEL NO.	STOCK	PAGE NO.
L442	449TTFS8111		50	M307	145TTDR5313	*	113	M815	284TTDR8097		132	M893	256TTFNA7028		134
L449	449TTFS8110	*	50	M308	145TTDR5314	*	113	M818	256TTDX8938		132	M894	286TTFPA17079		134
L450	445STFN8007		50	M309	145TTDR5352	*	113	M819	286TTDR7395		132	M896	284TTFNA7508		134
L451	449STFS8003	*	50	M310	145TTDR5350	*	113	M820	324TTDR7408		132	M897	284TTFPA18035		134
L452	445TTFN8040	*	50	M311	145TTDR5315	*	114	M821	256TTDX7020		132	M898	324TTFPA17078		134
L453	445TTFN8041		50	M312	145TTDR5316	*	114	M822	284TTDR9030		132	M899	326TTFPA7406		134
L454	449TTFS8038	*	50	M313	182TTDB7355	*	114	M823	324TTDR8390		132	M900	286TTFPA7919		134
L455	449TTFS8028		50	M314	182TTDR7350	*	114	M824	326TTDR7112		132	M901	286TTFPA17044		134
L456	449TTFS8087	*	50	M315	182TTDR7325	*	114	M825	284TTDR9013		132	M902	326TTFPA7397		134
L457	449TTFS8077		50	M316	182TTDR7601	*	114	M826	286TTDR8648		132	M904	324TTFPA7017		134
L459	449STFS8002	*	50	M317	184TTDB7357	*	114	M828	364TTDS7117		132	M905	324TTFPA7668		134
L460	445TTFN8042		50	M318	184TTDB7356	*	114	M829	286TTDR17009		132	M906	364TTFS7985		134
L461	445TTFN8043		50	M319	184TTDR7322	*	114	M830	324TTDR8940		132	M907	365TTFS17102		134
L462	449TTFS8037	*	50	M320	184TTDR7325	*	114	M831	364TTDS7376		132	M909	326TTFPA17037		134
L463	449TTFS8027	*	50	M321	213TTDBA7047	*	115	M832	365TTDS7114		132	M910	365TTFS7393		134
L464	449TTFS8086	*	50	M322	213TTDW7048	*	115	M833	324TTDR17003		132	M912	364TTFS7922		135
L465	449TTFS8076		50	M323	213TTDW7022	*	115	M834	326TTDR8954		132	M913	364TTFS7945		135
L466	449STFS8001	*	50	M324	213TTDW7023	*	115	M835	365TTDS7376		132	M914	404TTFS7685		135
L467	449TTFS8036	*	50	M325	215TTDBA7047	*	115	M836	404TTDS17102		132	M916	365TTFS7923		135
L469	449TTFS8039	*	50	M326	215TTDW7048	*	115	M837	326TTDR7302		133	M917	365TTFS7930		135
L471	449TTFS18105		50	M327	215TTDW7022	*	115	M838	364TTDR5039		133	M918	405TTFS17078		135
L472	449TTFS18043		50	M328	215TTDW7023	*	115	M839	404TTDS7376		133	M919	444TTFS7403		135
L633	182TTFR5327	*	46	M329	254TTDX7044	*	115	M840	405TTDS7124		133	M920	405TTFS7612		135
M101	143TTDR5338		119	M330	254TTDX7008	*	115	M841	364TTDS7009		133	M921	405TTFS7370		135
M102	143TTDR5337		119	M331	256TTDX7074	*	116	M842	365TTDS7071		133	M922	444TTFS7686		135
M103	143TTDR5307		119	M332	256TTDX7011	*	116	M843	405TTDS7099		133	M924	444TTFS7321		135
M105	145TTDR5354	*	119	M333	284TTDP7338	*	116	M844	444TTDS7403		133	M925	444TTFS7640		135
M109	145TTDR5356	*	119	M334	284TTDP7605	*	116	M845	365TTDS7019		133	M926	445TTFN7694		135
M110	145TTDR5355		119	M335	286TTDP7317	*	116	M846	404TTDS7071		133	M928	445TTFN17002		135
M111	145TTDR5319	*	120	M351	286TTDP8626		116	M847	444TTDS8981		133	M929	445TTFN7361		135
M114	182TTDR7605	*	120	M352	324TTDP8631		116	M848	445TTDS7121		133	M931	449TTFS7109		135
M115	184TTDR7358	*	120	M353	254TTDX7046	*	115	M849	404TTDS7624		133	M933	445TTFN7360		135
M116	184TTDR7604	*	120	M358	324TTDP7320	*	116	M850	405TTDS7354		133	M1113	182TTDW7356		120
M117	213TTDW7049	*	120	M360	182TTDR5336	*	114	M851	445TTDS9476		133	M1114	182TTDW7605	*	120
M118	213TTDW7024	*	121	M361	182TTDR5337	*	114	M852	505UTDS805		133	M1115	184TTDW7358	*	120
M119	215TTDW7049	*	121	M362	182TTDR5303	*	114	M853	405TTDS7301		133	M1116	184TTDW7604	*	120
M120	215TTDW7024	*	121	M363	182TTDR5304	*	114	M854	444TTDS7632		133	M1163	184TTDW8039		120
M121	254TTDX7042	*	121	M401	143TTFR5332	*	117	M855	445TTDS17084		133	M1216	184TTFW8914	*	122
M122	254TTDX7043	*	121	M402	145TTFR5336	*	117	M856	505UTDS819		133	M1314	182TTDB7350	*	114
M123	254TTDX7007	*	121	M403	145TTFR5303	*	117	M857	444TTDS7302		133	M1315	182TTDB7325	*	114
M124	256TTDX7054	*	121	M404	145TTFR5338	*	117	M858	445TTDS7659		133	M1316	182TTDB7601	*	114
M125	256TTDX7009	*	121	M405	182TTFR5302	*	117	M859	505UTDS3998		133	M1319	184TTDB7322	*	114
M126	284TTDP7072	*	122	M408	184TTFR7760	*	117	M860	505UTDS5820		133	M1320	184TTDB7325	*	114
M127	284TTDP7302	*	122	M409	213TTFW7022		117	M861	445TTDS7315		133	M1322	213TTDBA7048	*	115
M128	286TTDP7054	*	122	M410	213TTFW7047	*	117	M862	445TTDS7636		133	M1323	213TTDBA7022	*	115
M129	286TTDP7018	*	122	M411	215TTFW7303	*	118	M863	505UTDS3999		133	M1327	215TTDBA7022	*	115
M130	324TTDP7073	*	122	M412	215TTFW7047	*	118	M864	508UTDS708		133	M1406	182TTFW7757		117
M131	326TTDP7330	*	122	M413	254TTFL5004	*	118	M866	505UTDS953		133	M1407	184TTFW7908	*	117
M133	324TTDP8610	*	122	M414	256TTFL5023	*	118	M867	505UTDS682		133	M1408	184TTFW7760	*	117
M165	213TTDW7050		120	M415	143TTFR5303		117	M868	505UTDS709		133	M1416	184TTFW8915	*	117
M166	213TTDW7025		121	M416	184TTFR8915	*	117	M869	505UTDS307		133	M1801	182TTDW8652		132
M167	215TTDW7050		121	M417	215TTFW7022	*	118	M870	505UTDS956		133	M1803	182TTDW8724		132
M168	215TTDW7025		121	M418	145TTFR5310	*	117	M871	508UTDS683		133	M1804	184TTDW9639		132
M170	182TTDR5338	*	120	M420	254TTFL5751	*	118	M873	505UTDS957		133	M1875	182TTFW9317		134
M171	182TTDR5339		120	M421	256TTFL5055	*	118	M874	508UTDS684		133	M1876	182TTFW17043		134
M172	182TTDR5305		120	M422	182TTFR5330	*	117	M877	213TTFW7083		134	M1879	184TTFW9341		134
M213	254TTFL5003	*	122	M423	184TTFR5302	*	117	M880	215TTFW7088		134	N309	56T17V5346	*	102
M216	184TTFR8914	*	122	M802	213TTDW7089		132	M881	213TTFW7008		134	N310	143TTVR5329	*	102
M217	215TTFW7024		122	M805	215TTDW7380		132	M883	254TTFNA7078		134	N312	145TTWR4027	*	102
M301	143TTDR5336	*	113	M807	213TTDW7059		132	M884	215TTFW7317		134	N313	56T17W5328	*	102
M302	143TTDR5334	*	113	M808	254TTDX7088		132	M885	215TTFW7044		134	N318	213TTWR4027	*	102
M303	143TTDR5309	*	113	M810	215TTDW7044		132	M886	256TTFNA7090		134	N319	215TTWR4027	*	102
M304	143TTDR5310		113	M811	256TTDX7378		132	M888	254TTFNA7012		134	N320	56T17W5340	*	102
M305	145TTDR5348	*	113	M813	215TTDW7612		132	M890	284TTFPA17081		134	N321	145TTWR4029	*	102
M306	145TTDR5346	*	113	M814	254TTDX7648		132	M892	256TTFNA7013		134	N322	56T17W5344		102

Index

Catalog Number/Model Number

INDEX

CAT. NO.	MODEL NO.	STOCK	PAGE NO.	CAT. NO.	MODEL NO.	STOCK	PAGE NO.	CAT. NO.	MODEL NO.	STOCK	PAGE NO.	CAT. NO.	MODEL NO.	STOCK	PAGE NO.
N400	56T17V5347	*	106	N607	145TTVR5326	*	104	O217	56C34D2105	*	153	P413	184UTTS4076		167
N401	56T17V5348	*	106	N608	56T11W5378	*	104	O231	56B34D2028	*	153	P415	182UTTS4001		167
N402	56T17V5349	*	106	N609	56T34V5309	*	104	O232	56B34D5337		153	P416	184UTTS4026		167
N403	143TTVD5326	*	106	N610	145TTVR5302	*	104	O600	48S17T286	*	152	P417	184UTTS4078		167
N404	145TTWD4026		106	N611	56T17W5327	*	104	O601	48S17T290	*	152	P419	184UTTS4001		167
N405	145TTWD4027	*	106	N612	145TTWR4026	*	104	O701	48A34SU1001	*	152	P420	184UTTS4026		167
N406	182TTWD14031	*	106	N613	145TTWR4001	*	104	P001	SEE KG215		43,110,153	P421	213UTTS4076		167
N407	184TTWD14031	*	106	N617	213TTWR4002	*	104	P002	SEE K216		43,110,153	P423	184UTTS4002		167
N408	213TTWD14031	*	106	N618	213TTWR4026	*	104	P003	SEE K218		43,110,153	P424	213UTTS4026		167
N409	215TTWD14031	*	106	N619	215TTWR4026	*	104	P004	SEE K220		43,110,153	P425	215UTTS4076		167
N410	56T17VD5326	*	105	N620	56T17W5333	*	104	P005	SEE K222		43,110,153	P427	213UTTS4001		167
N411	56T17VD5328	*	105	N621	56T17W5335		104	P006	SEE K224		43,110,153	P428	215UTTS4026		167
N412	56T17VD5327	*	105	N622	56T17V5337	*	104	P007	SEE K226		43,110,153	P429	254UTFNA4076		167
N413	56T17WD5326	*	105	N623	56T17W5339		104	P101	56T34T5306	*	51,111	P431	215UTTS4001	*	167
N414	143TTWD4026	*	105	N626	143TTWR4028	*	104	P102	56T34F5321	*	51,111	P432	254UTFPA4026		167
N415	56T17WD5329	*	105	N627	56T17W5341	*	104	P103	56T34F5322	*	51,111	P433	256UTFNA4076		167
N417	56T17WD5328	*	105	N628	56T17W5334	*	104	P104	56T34F5323	*	51,111	P435	254UTFPA4001	*	167
N418	145TTWD4029	*	105	N640	56T17V5326	*	103	P105	56T34F5324	*	51,111	P436	256UTFPA4026		167
N430	56T17VD5329	*	105	N641	56T17V5327	*	103	P106	56T34F5325	*	51,111	P437	284UTFPA4076		167
N431	56T17VD5330	*	105	N642	56T17V5328	*	103	P107	56T34F5326	*	52,111	P439	256UTFNA4001		167
N432	56T17VD5331	*	105	N643	56T34V5301	*	103	P180	5KCP49WN9813S	*	140	P440	284UTFPA4026		167
N433	56T17WD5330	*	105	N644	56T17V5329	*	103	P184	5KCP49UN9612S	*	140	P441	324UTTS4076		167
N434	143TTWD5527	*	105	N645	56T34V5302	*	103	P185	5KCP49UN9614S	*	140	P444	286UTFPA4001		168
N435	56T17WD5331	*	105	N646	56T17V5330	*	103	P190	5KCP49ZN9617T	*	138	P445	286UTFPA4026		168
N437	56T17WD5332	*	105	N647	143TTVR5326	*	103	P192	5KCP36PNB523S	*	140	P446	326UTTS4076		168
N438	145TTWD5528	*	105	N648	56T34V5303		103	P193	5KCP39SNB480S	*	140	P450	324UTFPA4001		168
N450	56T34VD5301	*	105	N649	56T17V5331	*	103	P194	5KCP39SNB481S	*	140	P451	324UTTS4026		168
N451	56T34VD5302	*	105	N650	143TTVR5327	*	103	P195	5KCP39SNB482S	*	140	P453	364UTTS4086		168
N452	56T34VD5303	*	105	N651	56T34V5304	*	103	P196	5KCP39TNB763T	*	140	P457	326USTFPA4001		168
N453	56T34WD5301		105	N652	145TTVR5301		103	P197	5KCP39UNB767T	*	140	P458	326UTTS4026		168
N454	143TTWD4001	*	105	N653	56T17W5326	*	103	P198	5KCP39UNB764T	*	140	P460	365UTTS4086		168
N455	56T34WD5302	*	105	N654	145TTWR5326	*	103	P239	5KCP33GNA471S	*	100	P464	364UTTS4001		168
N456	143TTWD4002	*	105	N655	145TTWR5301	*	103	P240-(GE)	SEE PG240		155	P465	364UTTS4036		168
N457	56T34WD5303	*	105	N659	213TTWR7001	*	103	P241	5KCP36RNA491S	*	155	P467	404UTTS4086		168
N458	145TTWD4001		105	N660	213TTWR7026	*	103	P243	5KCP49RN9611S	*	140	P471	365UTTS4001		168
N523	56C17W5327	*	101	N661	215TTWR7026	*	103	P244	SEE X206		140	P472	365UTTS4036		168
N524	56C34W5303		101	N1314	182TTWW4027	*	102	P245	5KCP49PN9812S	*	140	P474	405UTTS4086		168
N525	56C17W5328	*	101	N1315	184TTWW4004		102	P246	5KCP49UN9811S	*	140	P478	405UTTS4001		168
N526	56C34W5304		101	N1316	184TTWW4027	*	102	P247	5KCP35NNA670T	*	174	P479	405UTTS4036		168
N527	56C17W5329	*	101	N1317	184TTWW4003		102	P250	5KCP35KNB057S	*	98	P481	444UTTS4086		168
N528	56C34W5305		101	N1614	182TTWW4026	*	104	P251	5KCP36NNB059S	*	98	P485	444UTTS4001		168
N529	56C17W5330	*	101	N1615	184TTWW4001	*	104	P252-(GE)	SEE PG252		174	P486	444UTTS4036		168
N531	56C17W5326	*	101	N1616	184TTWW4026	*	104	P253	5KCP36NNB671U	*	174	P488	445UTFN4086		168
N532	56C34W5302	*	101	N1656	182TTWW7026	*	103	P254	5KCP35KNB650U	*	174	P492	445UTFN4001		168
N540	56C34W5308	*	101	N1657	184TTWW7001	*	103	P312	182UTTS8026		167	P493	445UTFN4036		168
N541	56C17W5333	*	101	N1658	184TTWW7026	*	103	P313	184UTTS8076		167	P512	182UTTS4027		169
N542	56C34W5309	*	101	O002	48S17S25	*	152	P316	184UTTS8026		167	P513	184UTTS4077		169
N543	56C17W5334	*	101	O003	48S17S24	*	152	P320	184UTTS8026		167	P515	184UTTS4027		169
N544	56C34W5310	*	101	O004	48S34S2003	*	152	P321	213UTTS8076		167	P516	184UTTS4079		169
N545	56C17W5335	*	101	O005	48S34S2004	*	152	P325	215UTTS8076		167	P518	184UTTS4027		170
N557	56C17W5331	*	101	O010	48C34D2024	*	152	P328	215UTTS8026		167	P519	213UTTS4078		170
N558	56C34W5307	*	101	O011	48C34D2028	*	152	P332	254UTFPA8026		167	P520	184UTTS4004		170
N559	56C17W5332	*	101	O012	48C34S24	*	152	P333	256UTFNA8076		167	P521	213UTTS4027		170
N564	56T17V5332	*	104	O013	48C34S2001		152	P336	256UTFPA8026		167	P522	215UTTS4078		170
N566	56T34V5305	*	104	O014	48C34S20		152	P340	284UTFPA8026		167	P524	215UTTS4027		170
N567	56T17V5336	*	104	O100	48S34S361	*	152	P341	324UTTS8076		167	P525	254UTFNA4078		170
N568	56T11V5376	*	104	O102	48S34S2005	*	152	P344	286UTFPA8026		168	P527	254UTFPA4027		170
N569	56T34V5306	*	104	O200	56S34D2000	*	153	P348	324UTTS8026		168	P528	256UTFNA4078		170
N599	56T17V5338	*	104	O201	56S34D93	*	153	P349	364UTTS8086		168	P530	256UTFPA4027		170
N600	56T11V5377		104	O210	56C34D2114	*	153	P352	326UTTS8026		168	P531	284UTFPA4078		170
N601	56T34V5307	*	104	O211	56C34D2109	*	153	P353	365UTTS8086		168	P533	284UTFPA4027		170
N602	56T17V5340	*	104	O212	56C34D2098	*	153	P360	365UTTS8036		168	P534	324UTTS4078		170
N604	56T11W5377	*	104	O213	56C34D2099	*	153	P364	405UTTS17033		168	P536	286UTFPA4027		170
N605	56T34V5308	*	104	O214	56C34D2104	*	153	P365	444UTTS17077		168	P537	326UTTS4078		170
N606	56T17V5342	*	104	O215	56C34D2112	*	153	P412	182UTTS4026		167	P538	324UTTS4002		170

Catalog Number/Model Number

CAT. NO.	MODEL NO.	STOCK	PAGE NO.	CAT. NO.	MODEL NO.	STOCK	PAGE NO.	CAT. NO.	MODEL NO.	STOCK	PAGE NO.	CAT. NO.	MODEL NO.	STOCK	PAGE NO.
P539	324UTFS4027		170	R336	160MTFC4512	*	91	R412	80T34FH5305	*	90	RB716	5KCP49SN9306X	*	125
P540	364UTFS4087		170	R337	160LTF4538	*	91	R413	80T17FH5331	*	90	RB717	5KCP49TN9307X	*	125
P554	444UTFS4027		170	R338	180LTF4588	*	91	R415	80T34FH5303	*	90	RB718	5KCP49WN9308X	*	125
P612	182UTTS4028		169	R339	160LTF4513	*	91	R416	90ST17FH5327	*	90	RB719	5KCP49ZN9130T		125
P613	184UTTS4080		169	R340	180MTFC4536	*	91	R418	90ST34FH5302	*	90	RB723	5KCP38LN4455X	*	125
P614	184UTTS4028		169	R341	200LTF4588	*	91	R419	90LT17FH5327	*	90	RB801	5KCP38LN4302X		125
P615	184UTTS4081		169	R342	180MTFC4511	*	91	R421	90LT34FH5302	*	91	RB802	5KCP39NN4294X		125
P616	184UTFS4028		169	R343	180LTF4538	*	91	RB102	5KCP49JN9157X	*	127	RB803	5KCP39RN4422X		125
P617	213UTFS4079		169	R344	200LTF4589	*	91	RB103	5KCP49LN9159X	*	127	RB804	5KCP39SN4457X	*	125
P618	213UTFS4028		169	R345	200LTF4511	*	91	RB104	5KCP48NN9161X	*	127	RB805	5KCP39TN4458X	*	125
P619	215UTFS4079		169	R346	200LTF4538	*	91	RB105	5KCP48PN9158X	*	127	RB806	5KCP39UN4459X	*	125
P620	215UTFS4028		169	R347	225MTFC4586	*	91	RB106	5KCP49RN9160X	*	127	RB807	5KCP39VN4461X	*	125
P621	254UTFNA4079		169	R348	200LTF4513	*	91	RB107	5KCP49UN9141X		127	RB815	5KCP49SN9312X	*	125
P622	254UTFPA4028		169	R349	225STFC4526	*	91	RB111	5KCP49JN9183X	*	127	RB816	5KCP49TN9313X	*	125
P623	256UTFNA4079		169	R350	250MTFC4586	*	91	RB112	5KCP49JN9184X	*	127	RB817	5KCP49UN9314X	*	125
P624	256UTFPA4028		169	R351	100LTF4501	*	91	RB113	5KCP49LN9185X	*	127	RB818	5KCP49ZN9315X	*	125
P625	284UTFPA4079		169	R352	100LTF4536	*	91	RB114	5KCP48NN9186X	*	127	RB819	5KCP49ZN9132T		125
P626	284UTFPA4028		169	R353	132STFC4586	*	91	RB115	5KCP48PN9187X	*	127	RB823	5KCP39PNB827X		125
P627	286UTFPA4028		169	R360	63T34FH5401	*	92	RB116	5KCP49RN9188X	*	127	RB824	5KCP39SN4462X	*	125
P628	324UTFS4028		169	R361	63T17FH5402	*	92	RB133	5KCP48PN9163X	*	127	RB901	5KCP35DNC172X	*	125
P629	326UTFS4028		169	R362	71T11FH5403	*	92	RB134	5KCP49RN9164X	*	127	RB902	5KCP35DNC173X	*	125
P630	365UTFS4088		169	R363	63T34FH5404	*	92	RB135	5KCP49SN9166X	*	127	RB951	5KCP35DNC174T		125
P631	364UTFS4028		169	R364	71T17FH5405	*	92	RB136	5KCP49TN9173X	*	127	S003	48S17D2089	*	23
P633	365UTFS4028		169	R365	80T11FH5406	*	92	RB142	5KCP48PN9297X	*	127	S006	48S17D2090	*	23
P635	405UTFS4028		169	R366	71T34FH5407	*	92	RB143	5KCP48PN9190X	*	127	S010	48C17D2023	*	23
P637	444UTFS4028		169	R367	71T17FH5408	*	92	RB144	5KCP49RN9191X	*	127	S011	48C17D2024	*	23
P639	445UTFN4028		169	R368	80T11FH5409	*	92	RB145	5KCP49SN9192X		127	S012	56C17D2098	*	23
P730	5KCP49MN9091X	*	125	R369	71T34FH5410	*	92	RB146	5KCP49TN9193X		127	S013	56C17D2051	*	23
PG240	5KCP35CNA490S	*	155	R370	80T17FH5411	*	92	RB203	5KCP48NN9195X	*	127	S014	56C17D2054	*	23
PG252	5KCP36NNB670U	*	174	R371	80T11FH5412	*	92	RB204	5KCP48PN9201X	*	127	S015	56C17D2055	*	23
R300	63T34FH5301	*	90	R372	80T34FH5413	*	92	RB206	5KCP49SN9198X	*	127	S022	56S17D2046	*	23
R301	63T17FH5326	*	90	R373	80T17FH5414	*	92	RB223	5KCP48NN9196X	*	127	S026	48S17D2113		23
R302	71T11FH5376	*	90	R374	90ST11FH5415	*	92	RB224	5KCP48PN9197X	*	127	S027	56S17D2066		23
R303	63T34FH5302	*	90	R375	80T34FH5416	*	92	RB225	5KCP49RN9199X	*	127	S030	48C17D2027	*	23
R304	71T17FH5326	*	90	R376	90ST17FH5417	*	92	RB302	5KCP46JN9210X		129	S033	56C17D2064	*	23
R305	80T11FH5376	*	90	R377	90ST34FH5418	*	92	RB303	5KCP46LN9246X		129	S036	56C17D2067	*	23
R306	71T34FH5301	*	90	R378	90LT17FH5419	*	92	RB304	5KCP49NN9211X		129	S037	56C17D5319	*	23
R307	71T17FH5327	*	90	R379	90LT34FH5420	*	92	RB305	5KCP49PN9212X		129	S038	56C17D5343	*	23
R308	80T11FH5377	*	90	R380	63T34FH5501	*	92	RB306	5KCP49RN9216X		129	S039	56C17D5320	*	23
R309	71T34FH5302	*	90	R381	63T17FH5502	*	92	RB307	5KCP48UN9219X		129	S102	48S17D2042	*	25
R310	80T17FH5326	*	90	R382	71T11FH5503	*	92	RB502	5KCP46JN9179X		129	S103	48S17D2091		25
R311	80T11FH5378	*	90	R383	63T34FH5504	*	92	RB503	5KCP46LN9208X	*	129	S106	48S17D2093	*	26
R312	80T34FH5301	*	90	R384	71T17FH5505	*	92	RB504	5KCP49NN9178X	*	129	S110	48C17D2028	*	26
R313	80T17FH5327	*	90	R385	80T11FH5506	*	92	RB505	5KCP49PN9180X	*	129	S111	48C17D2029	*	26
R314	90ST11FH5376	*	90	R386	71T34FH5507	*	92	RB506	5KCP49RN9181X	*	129	S112	56C17D2097	*	26
R315	80T34FH5302	*	90	R387	71T17FH5508	*	92	RB507	5KCP48UN9189X		129	S113	56C17D2099	*	26
R316	90ST17FH5326	*	90	R388	80T11FH5509	*	92	RB511	5KCP46JN9252X		127	S114	56C17D2060	*	26
R318	90ST34FH5301	*	90	R389	71T34FH5510	*	92	RB512	5KCP46JN9213X	*	127	S115	56C17D2061	*	26
R319	90LT17FH5326	*	90	R390	80T17FH5511	*	92	RB513	5KCP46LN9251X	*	127	S116	56C17D5339	*	26
R320	100LTF4576	*	90	R391	80T11FH5512	*	92	RB514	5KCP49NN9214X	*	127	S117	56C17D5340	*	26
R321	90LT34FH5301	*	91	R392	80T34FH5513	*	92	RB515	5KCP49PN9215X	*	127	S118	48C17D2045	*	25
R322	100LTF4526	*	91	R393	80T17FH5514	*	92	RB516	5KCP49RN9250X		127	S119	48C17D2046	*	25
R323	112MTFC4576	*	91	R394	90ST11FH5515	*	92	RB532	5KCP49PN9290X	*	129	S120	56S17D2023	*	26
R324	112MTFC4511	*	91	R395	80T34FH5516	*	92	RB533	5KCP49PN9194X	*	129	S126	48S17D2104	*	25
R325	112MTFC4536	*	91	R396	90ST17FH5517	*	92	RB534	5KCP49RN9209X	*	129	S127	48S17D2105	*	26
R326	132MTFC4586	*	91	R397	90ST34FH5518	*	92	RB535	5KCP48SN9253X	*	129	S128	48S17D2106	*	26
R327	132STFC4501	*	91	R398	90LT17FH5519	*	92	RB536	5KCP48TN9220X		129	S501	145TTTN18577		175
R328	132STFC4526	*	91	R399	90LT34FH5520	*	92	RB701	5KCP38HN4301X		125	S503	145TTTN18531		175
R329	132MTFC4587	*	91	R400	63T34FH5303	*	90	RB702	5KCP38JN4300X		125	S504	184TTTS18577		175
R330	132STFC4502	*	91	R401	63T17FH5327	*	90	RB703	5KCP38LN4222X		125	S506	182TTTS18532		175
R331	132MTFC4536	*	91	R403	63T34FH5304	*	90	RB704	5KCP39SN4429X		125	S507	213TTTS17077		175
R332	160MTFC4586	*	91	R404	71T17FH5330	*	90	RB705	5KCP39SN4249X		125	S510	215TTTS17077	*	175
R333	160MTFC4511	*	91	R407	71T17FH5331	*	90	RB706	5KCP39TN4454X	*	125	S513	254TTTNA17077	*	175
R334	160MTFC4536	*	91	R409	71T34FH5304	*	90	RB714	5KCP48PN9170X		125	S516	256TTTNA18578	*	175
R335	160LTF4588	*	91	R410	80T17FH5330	*	90	RB715	5KCP49RN9289X	*	125	S517	284TTTNA18601		175

Index

Catalog Number/Model Number

INDEX

CAT. NO.	MODEL NO.	STOCK	PAGE NO.	CAT. NO.	MODEL NO.	STOCK	PAGE NO.	CAT. NO.	MODEL NO.	STOCK	PAGE NO.	CAT. NO.	MODEL NO.	STOCK	PAGE NO.
S518	254TTTNA18530		175	T329	DRIVE T329	*	181	T456	DRIVE T456		187	T963	DRIVE KIT T963		190
S519	284TTTNA16577		175	T330	DRIVE T330		181	T457	DRIVE T457		187	T964	DRIVE KIT T964		190
S522	286TTTNA18577		175	T331	DRIVE T331	*	181	T458	DRIVE T458		187	T965	DRIVE KIT T965		190
S523	324TTTS18601		175	T332	DRIVE T332	*	182	T459	DRIVE T459		187	T966	DRIVE KIT T966		190
S525	324TTTS18577		175	T333	DRIVE T333	*	181	T460	DRIVE T460		187	T967	DRIVE KIT T967		190
S528	326TTTS18577		175	T334	DRIVE T334	*	182	T461	DRIVE T461		187	T968	DRIVE KIT T968		190
S553	145TTTN18532		175	T335	DRIVE T335		182	T464	DRIVE T464	*	188	T969	DRIVE KIT T969		185
S554	184TTTS18578		175	T336	DRIVE T336	*	182	T466	DRIVE T466		188	T970	DRIVE KIT T970		190
S557	213TTTS17078		175	T337	DRIVE T337	*	182	T467	DRIVE T467		188	T971	DRIVE KIT T971		185
S560	215TTTS17078	*	175	T338	DRIVE T338	*	182	T468	DRIVE T468		188	T972	DRIVE KIT T972		185
S564	256TTTNA18601		175	T339	DRIVE T339	*	182	T469	DRIVE T469		188	T973	DRIVE KIT T973		190
S566	256TTTNA18577		175	T340	DRIVE T340	*	182	T470	DRIVE T470		188	T974	DRIVE KIT T974		190
S567	284TTTNA17101	*	175	T341	DRIVE T341	*	182	T471	DRIVE T471		188	T975	DRIVE KIT T975		190
S569	284TTTNA18577		175	T342	DRIVE T342	*	182	T472	DRIVE T472		188	T976	DRIVE KIT T976		190
T010	56C17F5351		179	T343	DRIVE T343	*	182	T474	DRIVE T474		188	T977	DRIVE KIT T977		190
T013	56C34F5340	*	179	T344	DRIVE T344		182	T476	DRIVE T476		188	T978	DRIVE KIT T978		190
T014	56C17F5350		179	T354	DRIVE T354		182	T477	DRIVE T477		188	T979	DRIVE KIT T979		190
T015	56C34F5339	*	179	T356	DRIVE T356		182	T478	DRIVE T478		188	T980	DRIVE KIT T980		190
T016	56C17F5349	*	179	T357	DRIVE T357		182	T479	DRIVE T479		188	T981	DRIVE KIT T981		190
T017	56B34F5332	*	179	T358	DRIVE T358		182	T480	DRIVE T480		188	T982	DRIVE KIT T982		190
T018	56B17F5328		179	T359	DRIVE T359		182	T481	DRIVE T481		188	T983	DRIVE KIT T983		190
T019	56B34F5333	*	179	T360	DRIVE T360		182	T482	DRIVE T482		188	T987	DRIVE KIT T987		190
T030	56B17F5329	*	179	T361	DRIVE T361		182	T532	DRIVE T532		187	T988	DRIVE KIT T988		190
T031	145TBFR5309	*	179	T362	DRIVE T362		182	T533	DRIVE T533		187	T989	DRIVE KIT T989		190
T201	DRIVE T201	*	180	T363	DRIVE T363		182	T534	DRIVE T534		187	T1110	DRIVE T1110		186
T202	DRIVE T202	*	180	T400	DRIVE T400		187	T543	DRIVE T543		188	T1112	DRIVE T1112	*	186
T204	DRIVE T204	*	180	T402	DRIVE T402		187	T544	DRIVE T544		188	T1114	DRIVE T1114	*	186
T205	DRIVE T205	*	180	T404	DRIVE T404	*	187	T545	DRIVE T545		188	T1115	DRIVE T1115	*	186
T211	DRIVE T211		180	T405	DRIVE T405		187	T546	DRIVE T546		188	T1116	DRIVE T1116	*	186
T212	DRIVE T212	*	180	T406	DRIVE T406		187	T547	DRIVE T547		188	T1117	DRIVE T1117	*	186
T213	DRIVE T213		180	T407	DRIVE T407		187	T553	DRIVE T553		188	T1212	DRIVE T1212	*	186
T214	DRIVE T214	*	180	T410	DRIVE T410		187	T554	DRIVE T554		188	T1214	DRIVE T1214	*	186
T215	DRIVE T215	*	180	T412	DRIVE T412		187	T555	DRIVE T555		188	T1215	DRIVE T1215	*	186
T216	DRIVE T216	*	180	T414	DRIVE T414		187	T556	DRIVE T556		188	T1216	DRIVE T1216	*	186
T217	DRIVE T217	*	180	T415	DRIVE T415		187	T557	DRIVE T557		188	T1217	DRIVE T1217	*	186
T220	DRIVE T220		180	T416	DRIVE T416		187	T900	DRIVE KIT T900	*	185	T1218	DRIVE T1218	*	186
T221	DRIVE T221		180	T417	DRIVE T417		187	T901	DRIVE KIT T901	*	185	T1219	DRIVE T1219	*	186
T222	DRIVE T222	*	180	T422	DRIVE T422	*	187	T902	DRIVE KIT T902	*	185	T1220	DRIVE T1220	*	186
T224	DRIVE T224	*	180	T424	DRIVE T424	*	187	T915	DRIVE KIT T915	*	185	T1221	DRIVE T1221		186
T225	DRIVE T225	*	180	T425	DRIVE T425	*	187	T916	DRIVE KIT T916	*	185	T1222	DRIVE T1222		186
T226	DRIVE T226	*	180	T426	DRIVE T426	*	187	T920	DRIVE KIT T920	*	185	T1223	DRIVE T1223		186
T227	DRIVE T227	*	180	T427	DRIVE T427	*	187	T921	DRIVE KIT T921	*	185	T1224	DRIVE T1224		186
T228	DRIVE T228	*	180	T428	DRIVE T428	*	187	T922	DRIVE KIT T922	*	185	T1414	DRIVE T1414	*	186
T229	DRIVE T229		180	T429	DRIVE T429		187	T931	DRIVE KIT T931	*	185	T1416	DRIVE T1416	*	186
T230	DRIVE T230		180	T430	DRIVE T430		187	T933	DRIVE KIT T933	*	185	T1417	DRIVE T1417	*	186
T231	DRIVE T231		180	T431	DRIVE T431		187	T935	DRIVE KIT T935	*	185	T1418	DRIVE T1418	*	186
T232	DRIVE T232	*	180	T434	DRIVE T434	*	188	T936	DRIVE KIT T936	*	185	T1419	DRIVE T1419	*	186
T234	DRIVE T234	*	180	T436	DRIVE T436	*	188	T937	DRIVE KIT T937		185	T1420	DRIVE T1420	*	186
T235	DRIVE T235	*	180	T437	DRIVE T437	*	188	T938	DRIVE KIT T938		185	T1421	DRIVE T1421	*	186
T236	DRIVE T236	*	180	T438	DRIVE T438	*	188	T939	DRIVE KIT T939		185	T1422	DRIVE T1422	*	186
T237	DRIVE T237	*	180	T439	DRIVE T439		188	T941	DRIVE KIT T941	*	185	T1423	DRIVE T1423		186
T238	DRIVE T238	*	180	T440	DRIVE T440		188	T943	DRIVE KIT T943	*	185	T1424	DRIVE T1424	*	186
T239	DRIVE T239		180	T441	DRIVE T441		188	T945	DRIVE KIT T945	*	185	T1425	DRIVE T1425		186
T310	DRIVE T310		181	T442	DRIVE T442		188	T946	DRIVE KIT T946	*	185	T1426	DRIVE T1426		186
T312	DRIVE T312	*	181	T444	DRIVE T444		188	T947	DRIVE KIT T947		185	T1427	DRIVE T1427		186
T314	DRIVE T314	*	181	T446	DRIVE T446	*	188	T948	DRIVE KIT T948		185	T1516	DRIVE T1516	*	186
T315	DRIVE T315		181	T447	DRIVE T447		188	T949	DRIVE KIT T949		185	T2112	DRIVE T2112	*	183
T316	DRIVE T316		181	T448	DRIVE T448	*	188	T953	DRIVE KIT T953	*	185	T2114	DRIVE T2114		183
T317	DRIVE T317	*	181	T449	DRIVE T449		188	T955	DRIVE KIT T955	*	185	T2115	DRIVE T2115		183
T318	DRIVE T318	*	181	T450	DRIVE T450		188	T956	DRIVE KIT T956	*	185	T2116	DRIVE T2116		183
T324	DRIVE T324	*	181	T451	DRIVE T451		188	T957	DRIVE KIT T957		185	T2117	DRIVE T2117	*	183
T325	DRIVE T325		181	T452	DRIVE T452		187	T958	DRIVE KIT T958		185	T2214	DRIVE T2214		183
T326	DRIVE T326	*	181	T453	DRIVE T453		188	T959	DRIVE KIT T959		185	T2215	DRIVE T2215		183
T327	DRIVE T327	*	181	T454	DRIVE T454	*	187	T961	DRIVE KIT T961		190	T2216	DRIVE T2216		183
T328	DRIVE T328		181	T455	DRIVE T455		187	T962	DRIVE KIT T962		190	T2217	DRIVE T2217		183

Catalog Number/Model Number

CAT. NO.	MODEL NO.	STOCK	PAGE NO.	CAT. NO.	MODEL NO.	STOCK	PAGE NO.	CAT. NO.	MODEL NO.	STOCK	PAGE NO.	CAT. NO.	MODEL NO.	STOCK	PAGE NO.
T2218	DRIVE T2218		183	U059	145TTGN4001	*	73	U130	143TTDR4023		119	U219	256TTDX4063		121
T2219	DRIVE T2219		183	U060	182TTGS4001	*	73	U131	143TTDR4019		119	U220	256TTDX4328		121
T2220	DRIVE T2220	*	183	U061	184TTGS4001	*	73	U132	143TTDR4011		119	U221	256TTDX4065		121
T2412	DRIVE T2412		183	U062	213TTGS4001	*	73	U133	143TTDR4025		119	U223	256TTDX4059		121
T2414	DRIVE T2414		183	U063	215TTGS4001	*	74	U134	145TTDR4042		119	U224	256TTDX4022		121
T2415	DRIVE T2415		183	U064	254TTGP4001	*	74	U135	145TTDR4061		119	U225	256TTDX4004		121
T2416	DRIVE T2416	*	183	U065	256TTGN4001	*	74	U136	145TTDR4048		119	U226	256TTDX4023		121
T2417	DRIVE T2417		183	U066	284TSTGP4001	*	74	U137	145TTDR4043		119	U227	284TTDP4044		122
T2418	DRIVE T2418		183	U067	286TSTGP4001	*	74	U138	145TTDR4037		119	U228	284TTDP4058		122
T2419	DRIVE T2419	*	183	U068	324TSTGP4001	*	74	U139	145TTDR4049		119	U229	284TTDP4045		122
T2420	DRIVE T2420		183	U069	326TSTGP4001	*	74	U140	145TTDR4017		119	U230	284TTDP4011		122
T2514	DRIVE T2514		183	U070	364TSTGS4001	*	74	U141	145TTDR4011		119	U231	284TTDP4022		122
T2516	DRIVE T2516		183	U071	365TSTGS4001	*	74	U142	145TTDR4023		119	U232	284TTDP4012		122
T2517	DRIVE T2517		183	U073	444TSTGS4003		75	U143	145TTDR4018		119	U233	286TTDP4048		122
T2518	DRIVE T2518	*	183	U074	445TSTGN4001		75	U144	145TTDR4012		119	U234	286TTDP4074		122
T2519	DRIVE T2519		183	U075	445TSTGN4005		75	U145	145TTDR4024		119	U235	286TTDP4049		122
T2520	DRIVE T2520		183	U076	284TSTGP4036		74	U146	145TTDR4068		119	U236	286TTDP4020		122
U001	143TTGN4026	*	73	U077	286TSTGP4036		74	U147	145TTDR4036		119	U237	286TTDP4024		122
U002	145TTGN4026	*	73	U078	324TSTGP4036		74	U148	145TTDR4074		119	U238	324TTDP4348		122
U003	145TTGN4027	*	73	U079	326TSTGP4036		74	U149	145TTDR4069		119	U239	324TTDP4033		122
U004	182TTGS4026	*	73	U080	364TSTGS4026		74	U150	145TTDR4062		119	U240	324TTDP4002		122
U005	184TTGS4026	*	73	U081	365TSTGS4026		74	U151	145TTDR4075		119	U241	324TTDP4011		122
U006	213TTGS4026	*	73	U082	405TSTGS4026		75	U152	145TTDR4117		120	U242	326TTDP4340		122
U007	215TTGS4026	*	74	U083	444TSTGS4026		75	U153	145TTDR4111		120	U243	326TTDP4032		122
U008	254TTGN4026	*	74	U084	445TSTGN4027		75	U154	145TTDR4123		120	U244	56T34D6001	*	41
U009	256TTGN4026	*	74	U085	444TTGS4038		75	U155	145TTDR4118		120	U245	143TTDR6028	*	41
U010	284TTGP4026	*	74	U088	405TTGS4087	*	74	U156	145TTDR4112		120	U246	145TTDR6039	*	41
U011	286TTGP4026	*	74	U089	404TTGS4087	*	74	U157	145TTDR4124		120	U247	145TTDR6002	*	41
U012	324TTGP4026	*	74	U090	445TTGN4087		75	U182	213TTDW4044		120	U250	404TSTD6001	*	42
U013	326TTGP4026	*	74	U091	449TTGS4088		75	U183	213TTDW4049		120	U251	405TSTD6007	*	42
U018	445TTGN4037	*	75	U092	365TTGS4091	*	74	U184	213TTDW4039		120	U252	444TSTD6003	*	42
U019	445TTGN4053		75	U093	364TTGS4046	*	74	U185	213TTDW4051		120	U254	254TTDC6076	*	41
U020	143TTGN4030	*	73	U094	365TTGS4046	*	74	U186	213TTDW4037		120	U255	256TTDC6076	*	41
U021	145TTGN4035	*	73	U095	444TTGS4087	*	75	U187	213TTDW4052		120	U256	284TTDC6076	*	41
U022	145TTGN4040	*	73	U096	405TSTGS4003		75	U188	213TTDW4011		121	U257	286TTDC6076	*	42
U023	182TTGS4030	*	73	U097	405TTGS4046	*	75	U189	213TTDW4024		121	U265	145TTDR6076	*	41
U024	184TTGS4030	*	73	U100	256TTDX4041		116	U190	213TTDW4012		121	U268	213TTDC6076	*	41
U025	213TTGS4030	*	73	U101	256TTDX4047		116	U191	213TTDW4013		121	U269	215TTDC6076	*	41
U026	215TTGS4030	*	74	U102	256TTDX4021		116	U192	213TTDW4025		121	U270	404TTDS6086	*	42
U027	254TTGN4030	*	74	U103	256TTDX4006		116	U193	213TTDW4014		121	U271	405TTDS16081	*	42
U028	256TTGN4030	*	74	U104	256TTDX4019		116	U194	215TTDW4044		121	U272	444TTDS16077	*	42
U029	284TTGP4030		74	U105	284TTDP4043		116	U195	215TTDW4049		121	U273	445TTDS16076	*	42
U030	286TTGP4030		74	U106	284TTDP4069		116	U196	215TTDW4051		121	U274	447TTDN16077	*	42
U031	324TTGP4030		74	U107	284TTDP4037		116	U197	215TTDW4053		121	U275	449TTDN16076	*	42
U032	326TTGP4030		74	U108	284TTDP4025		116	U198	215TTDW4050		121	U300	143TFFR4040		117
U033	364TTGS4040		74	U110	284TTDP4023		116	U199	215TTDW4052		121	U301	143TFFR4034		117
U034	365TTGS4040		74	U111	286TTDP4067		116	U200	215TTDW4011		121	U302	143TFFR4046		117
U035	405TTGS4040		75	U112	286TTDP4037		116	U201	215TTDW4024		121	U303	143TFFR4015		117
U036	444TTGS4042		75	U113	286TTDP4047		116	U202	215TTDW4012		121	U304	143TFFR4007		117
U037	445TTGN4030		75	U114	286TTDP4015		116	U203	215TTDW4013		121	U305	143TFFR4021		117
U038	445TTGN4045		75	U115	286TTDP4021		116	U204	215TTDW4025		121	U306	145TFFR4048		117
U039	145TTGN4076	*	73	U116	324TTDP4345		116	U205	215TTDW4014		121	U307	145TFFR4045		117
U040	182TTGS4076	*	73	U117	324TTDP4349		116	U206	254TTDX4074		121	U308	145TFFR4054		117
U041	184TTGS4076	*	73	U118	324TTDP4004		116	U207	254TTDX4075		121	U309	145TFFR4017		117
U042	213TTGS4076	*	73	U119	324TTDP4018		116	U208	254TTDX4340		121	U310	145TFFR4011		117
U043	215TTGS4076	*	73	U120	326TTDP4329		116	U209	254TTDX4060		121	U311	145TFFR4023		117
U044	254TTGN4076	*	73	U121	326TTDP4326		116	U210	254TTDX4041		121	U312	145TFFR4050		117
U045	256TTGN4076	*	74	U122	143TTDR4042		119	U211	254TTDX4341		121	U313	145TFFR4044		117
U046	284TTGN4076	*	74	U123	143TTDR4036		119	U212	254TTDX4014		121	U314	145TFFR4128		117
U047	286TTGN4076	*	74	U124	143TTDR4048		119	U213	254TTDX4017		121	U327	213TFFW4009		117
U048	324TTGP4076	*	74	U125	143TTDR4043		119	U214	254TTDX4008		121	U328	213TFFW4011		122
U049	326TTGS4076		74	U126	143TTDR4037		119	U215	254TTDX4010		121	U329	213TFFW4022		117
U050	364TTGS4086	*	74	U127	143TTDR4049		119	U216	254TTDX4012		121	U330	213TFFW4024		122
U055	445TTGN4086		75	U128	143TTDR4018		119	U217	254TTDX4016		121	U331	213TFFW4010		117
U058	143TTGN4001	*	73	U129	143TTDR4010		119	U218	256TTDX4064		121	U332	213TFFW4012		122

Index

Catalog Number/Model Number

INDEX

CAT. NO.	MODEL NO.	STOCK	PAGE NO.	CAT. NO.	MODEL NO.	STOCK	PAGE NO.	CAT. NO.	MODEL NO.	STOCK	PAGE NO.	CAT. NO.	MODEL NO.	STOCK	PAGE NO.
U334	213TTFW4047		117	U455	405TSTDS4302		44	U641	215TTFS4030	*	49	U760	145TTDR6029	*	41
U335	213TTFW4038		117	U456	444TSTDS4056		44	U642	256TTFCA4076	*	49	U763	213TTDC6026	*	41
U336	215TTFW4014		118	U500	256TTDX4024		123	U643	254TTFL14004		47	U764	213TTDC6001	*	41
U337	215TTFW4022		118	U501	256TTDX4020		123	U644	254TTFPA4001	*	49	U765	215TTDC6026	*	41
U338	215TTFW4015		118	U502	284TTDP4027		123	U645	254TTFL14005		47	U766	215TTDC6001	*	41
U339	215TTFW4035		118	U503	284TTDP4047		123	U646	254TTFL14027		47	U767	254TTDC6026	*	41
U340	215TTFW4047		118	U504	284TSTDP4002		123	U647	254TTFCA4026	*	49	U768	254TTDC6001	*	42
U341	215TTFW4036		118	U506	286TTDP4041		123	U648	254TTFNA4030	*	49	U769	256TTDC6026	*	42
U343	254TTFL4009		122	U508	286TSTDP4022	*	123	U649	256TTFNA4001	*	49	U770	256TTDC6001	*	42
U344	254TTFL4006		118	U509	286TSTDP4023		123	U650	256TTFNA4005		49	U771	284TTDC6026	*	42
U345	254TTFL4007		122	U510	324TTDP4038		123	U651	256TTFL14027		47	U772	284TSTDC6001	*	42
U346	254TTFL4010		118	U512	324TSTDP4010	*	123	U652	256TTFCA4026	*	49	U773	286TTDC6026	*	42
U347	254TTFL4034		118	U513	324TSTDP4007		123	U653	256TTFNA4030	*	49	U774	286TSTDC6001	*	42
U348	254TTFL4031		118	U514	326TTDP4345		123	U654	284TSTFPA4005		49	U775	324TTDC6026	*	42
U349	254TTFL4036		118	U515	326TTDP4344		123	U655	284TTFPA4028		49	U776	324TSTDC6001	*	42
U350	256TTFL4010		118	U516	326TSTDP4024	*	123	U659	326TTFPA4030	*	49	U777	326TTDC6026	*	42
U351	256TTFL4006		118	U517	326TSTDP4022		123	U660	364TTFS4040	*	49	U778	326TSTDC6001	*	42
U352	256TTFL4012		118	U518	364TSTDS4332	*	123	U661	405TTFS4040		50	U785	447TSTDN16004	*	42
U353	256TTFL4036		118	U519	364TSTDS4337		123	U662	444TTFS4040		50	U786	447TTDN16046	*	42
U354	256TTFL4031		118	U520	364TTDS4328		123	U663	445TTFN4086		50	U788	447TSTDN16007	*	42
U355	256TTFL4038		118	U522	364TSTDS4025	*	124	U667	445TTFN4049		50	U789	447TTDN16041		42
U356	254TTFL4011		122	U523	364TSTDS4024		123	U669	445TTFN4059		50	U790	449TSTDN16077		42
U1319	182TTFW4044		117	U524	365TSTDS4332	*	124	U670	215TTFW4007	*	47	U791	447TSTDN16008	*	42
U1320	182TTFW4056		117	U525	365TSTDS4347		124	U671	213TTFS4005	*	48	U793	449TSTDN16003	*	42
U400	445TSTDS4026	*	40	U526	365TSTDS4025	*	124	U672	145TTTN4080	*	48	U795	449TSTDN16004	*	42
U402	182TTDR4108	*	44	U527	365TSTDS4303	*	124	U701	143TTFR4032	*	53	U797	449TSTDN16005	*	42
U404	184TTDR4107	*	44	U528	404TSTDS4332	*	124	U703	145TTFR4046		54	U798	324TTDC6076	*	42
U405	213TTDW4045	*	44	U529	404TSTDS4333	*	124	U704	145TTFR4058	*	54	U799	326TTDC6076	*	42
U416	143TTDR4061		36	U530	404TSTDS4017	*	124	U705	145TTFR4052		54	U815	256TTFNA14004	*	55
U417	143TTDR4052	*	36	U531	404TSTDS14008		124	U706	145TTFR4070		54	U830	324TSTFPA14003	*	55
U418	143TTDR4051	*	36	U532	405TSTDS4332	*	124	U707	145TTFR4040	*	54	U834	326TSTFPA14003	*	55
U419	145TTDR4128	*	37	U533	405TSTDS4333		124	U708	145TTFR4126		54	U838	364TSTFS14003	*	55
U420	145TTDR4126	*	37	U534	405TSTDS4006	*	124	U710	182TTFR4042		54	U842	365TSTFS14002	*	55
U421	145TTDR4127		37	U535	444TSTDS4332	*	124	U713	184TTFR4044		54	U845	405TSTFS14002	*	55
U422	145TTDR4134	*	37	U536	444TSTDS4010	*	124	U716	213TTFW4045		55	U867	182TTFS4557		60
U423	145TTDR4132	*	37	U537	445TSTDS4332	*	124	U718	215TTFW4033		55	U868	184TTFS4555	*	60
U424	145TTDR4133	*	37	U601	145TTTN4032		48	U721	254TTFL4033		55	U869	213TTFS4550	*	60
U425	182TTDR4074	*	38	U602	182TTFS4001	*	48	U722	254TTFL4032	*	55	U870	215TTFS4546	*	60
U426	182TTDR4156	*	38	U603	182TTFR4005		46	U723	254TTFL4035		55	U871	254TTFNA4549	*	60
U427	184TTDR4153	*	38	U604	182TTFS4005		48	U724	256TTFL4032	*	55	U872	256TTFNA4532	*	60
U428	184TTDR4166	*	38	U606	145TTTN4030		48	U725	284TTFPA4027	*	55	U873	284TTFPA4545	*	60
U429	213TTDW4070		38	U607	182TTFC4026	*	48	U726	286TTFPA4028	*	55	U874	286TTFPA4544	*	60
U430	213TTDW4054	*	38	U608	182TTFR4040	*	46	U727	324TTFPA4028	*	55	U875	324TTFPA4540	*	60
U431	213TTDW4062		39	U609	182TTFS4030	*	48	U728	326TTFPA4028		55	U876	326TTFPA4550	*	60
U432	213TTDW4315		44	U610	213TTFC4076	*	48	U729	364TTFS4038		55	U877	364TTFS4550	*	60
U433	215TTDW4335		44	U613	184TTFS4001	*	48	U730	365TTFS4038	*	55	U878	365TTFS4560	*	60
U435	215TTDW4315		44	U615	184TTFS4005	*	48	U731	405TTFS4038		55	U879	405TTFS4560	*	60
U436	254TTDX4065	*	44	U618	184TTFC4026	*	48	U733	143TTFR4010	*	54	U880	444TTFS4546	*	60
U437	254TTDX4315		44	U620	184TTFS4030	*	48	U735	145TTFR4009	*	54	U881	445TTFN4826	*	60
U438	256TTDX4345		44	U621	215TTFC4076	*	48	U736	182TTFR4013		54	U882	445TTFN4574		60
U439	256TTDX4315		44	U622	213TTFW4003		47	U737	182TTFR4007		54	U884	445TTFN4575		60
U440	284TSTDP4062		44	U624	213TTFS4001	*	48	U738	184TTFR4013		54	U900	254TTDX4018		39
U441	284TSTDP4306	*	44	U625	213TTFW4005		47	U739	184TTFR4007		54	U901	284TSTDP4004		39
U442	286TSTDP4328		44	U627	213TTFW4028		47	U740	213TTFW4007		55	U902	286TSTDP4017		39
U443	286TSTDP4310	*	44	U629	213TTFC4026	*	48	U741	213TTFW4020		55	U903	404TTDS4042		40
U444	324TSTDP4070		44	U630	213TTFW4030	*	47	U742	213TTFW4008		55	U904	405TTDS4049		40
U445	324TSTDP4016	*	44	U631	213TTFS4030	*	48	U743	215TTFW4013		55	U905	145TTDR4103		37
U446	326TSTDP4055		44	U632	254TTFL14076	*	47	U744	215TTFW4020		55	U906	145TTDR4005		37
U447	326TSTDP4310		44	U633	254TTFC4076	*	48	U746	254TTFL4004		55	U907	213TTDW4078	*	38
U448	364TSTDS4355		44	U634	215TTFW4003		47	U748	256TTFL4004		55	U909	324TSTDP4006		39
U449	364TSTDS4313		44	U636	215TTFS4001	*	49	U749	284TSTFPA14003	*	55	U910	326TSTDP4003		40
U450	365TSTDS4634		44	U637	215TTFS4005		49	U750	286TSTFPA14002	*	55	U911	444TTDS4069		40
U451	365TSTDS4324		44	U638	254TTFPA4005		49	U757	256TTFL4079		55	U912	445TTDS4070		40
U452	404TSTDS4364		44	U639	215TTFC4026	*	49	U758	143TTDR6027	*	41	U922	143TTDR4055		36
U453	404TSTDS4308	*	44	U640	215TTFW4030	*	47	U759	145TTDR6028	*	41	U923	145TTDR4130		37

Catalog Number/Model Number

CAT. NO.	MODEL NO.	STOCK	PAGE NO.	CAT. NO.	MODEL NO.	STOCK	PAGE NO.	CAT. NO.	MODEL NO.	STOCK	PAGE NO.	CAT. NO.	MODEL NO.	STOCK	PAGE NO.
U924	145TTDR4136		37	U1160	182TTDW4148		120	W504	182THFS19101		66	W580	326THFS9026	*	68
U926	213TTDW4071		38	U1161	182TTDW4143		120	W505	143THTN9001		66	W581	326THFS19033		68
U930	143TTGN1026	*	70	U1162	182TTDW4048		120	W506	143THTN9005		66	W582	365THFS9086	*	68
U931	145TTGN1076		70	U1163	182TTDW4149		120	W507	145THTN9026	*	66	W583	404THFS9101		68
U933	145TTGN1026	*	70	U1164	182TTDW4118		120	W508	145THTN19045	*	66	W584	364THFS9001	*	68
U934	182TTGS1076		70	U1165	182TTDW4811		120	W509	182THTS9076	*	66	W586	364THFS9026		68
U935	145TTGN1001		70	U1166	182TTDW4124		120	W511	145THTN9001		66	W587	364THFS9036	*	68
U936	145TTGN1027	*	70	U1167	182TTDW4119		120	W512	145THTN19002		66	W588	364THFS19033		68
U937	184TTGS1076	*	70	U1168	182TTDW4113		120	W513	145THTN9027	*	66	W589	404THFS9086		68
U938	182TTGS1001		70	U1169	182TTDW4125		120	W514	145THTN19033		66	W590	405THFS19101		68
U939	182TTGS1026	*	70	U1170	184TTDW4142		120	W515	184THTS9076		66	W591	365THFS9001	*	68
U940	213TTGS1076	*	70	U1171	184TTDW4136		120	W517	182THTS9001		66	W592	365THFS19002		68
U941	184TTGS1001	*	70	U1172	184TTDW4148		120	W519	182THTS9026	*	66	W593	365THFS9026		68
U942	184TTGS1026	*	70	U1173	184TTDW4143		120	W520	182THTS19033		66	W594	365THFS9036	*	68
U943	215TTGS1076	*	70	U1175	184TTDW4149		120	W521	213THFS9076	*	66	W595	365THFS9044	*	68
U944	213TTGS1001	*	70	U1176	184TTDW4117		120	W522	215THFS9101		66	W596	405THFS9086		68
U945	213TTGS1026	*	70	U1177	184TTDW4111		120	W523	184THFS9001	*	67	W597	444THFS9101		68
U946	254TTGN1076		70	U1178	184TTDW4123		120	W524	184THFS19006		67	W598	405THFS9001	*	68
U947	215TTGS1001	*	70	U1179	184TTDW4118		120	W525	184THFS9026	*	67	W599	405THFS9026		68
U948	215TTGS1026	*	70	U1180	184TTDW4112		120	W526	184THFS9030	*	67	W600	405THFS9036	*	68
U949	256TTGN1076		70	U1181	184TTDW4124		120	W527	215THFS9076	*	67	W601	405THFS9040	*	68
U950	254TTGP1001	*	70	U1248	182TTDW6001	*	41	W528	215THFS19077		67	W603	445THFN9106		68
U951	254TTGN1026	*	70	U1249	184TTDW6001	*	41	W529	254THFNA9101		67	W604	444THFS9001		68
U952	284TTGN1076		70	U1266	182TTDW6076	*	41	W530	213THTS9001	*	67	W606	444THFS9036		68
U953	256TTGN1001		70	U1267	184TTDW6076	*	41	W531	213THTS19005		67	W607	444THFS9040		68
U954	256TTGN1026	*	70	U1315	182TTFW4015		117	W532	213THFS9026	*	67	W608	445THFN9086		68
U955	286TTGN1076		70	U1316	182TTFW4009		117	W533	213THFS9030	*	67	W609	445THFN9102		68
U956	284TSTGP1001		70	U1317	182TTFW4021		117	W534	254THFNA9076	*	67	W610	445THFN9001		68
U957	284TTGP1026	*	70	U1322	184TTFW4009		117	W536	256THFNA9101		67	W611	445THFN9026	*	68
U958	324TTGP1076		70	U1323	184TTFW4021		117	W537	215THFS9001	*	67	W612	445THFN9036	*	68
U959	286TSTGP1001		71	U1325	184TTFW4042		117	W538	215THFS19006		67	W613	445THFN9037		68
U960	286TTGP1026	*	71	U1326	184TTFW4056		117	W539	215THFS9026	*	67	W614	445THFN9087		68
U961	326TTGS1076		71	U1402	182TTDW4108	*	44	W540	215THFS19033	*	67	W615	449THFS9101		68
U962	324TSTGP1001		71	U1403	184TTDW4132		44	W541	256THFNA9076		67	W616	445THFN9005		68
U963	324TTGP1026	*	71	U1404	184TTDW4107	*	44	W542	256THFNA19081		67	W617	445THFN9028		68
U964	364TTGS1086		71	U1425	182TTDW4074	*	38	W543	284THFNA19102		67	W618	445THFN9038		68
U965	326TSTGP1001		71	U1426	182TTDW4156	*	38	W544	254THFNA9001	*	67	W619	449THFS9030		68
U966	326TTGP1026	*	71	U1427	184TTDW4153	*	38	W546	254THFNA9026	*	67	W621	449THFS19092		68
U967	365TTGS1086		71	U1428	184TTDW4166	*	38	W547	254THFNA9030		67	W622	449THFS9088		68
U968	364TSTGS1001		71	U1603	182TTFW4005		46	W548	284THFNA9076	*	67	W624	449THFS9003		69
U969	364TTGS1036	*	71	U1605	182TTFW4038		46	W549	284THFNA16585		67	W626	449THFS9028		69
U970	404TTGS1086		71	U1608	182TTFW4040	*	46	W550	286THFNA19101		67	W630	449THFS19079		68
U971	365TSTGS1001		71	U1611	184TTFW4003		47	W551	256THFNA9001	*	67	W632	449THFS9027		69
U972	365TTGS1036	*	71	U1614	184TTFW4005		47	W553	256THFNA9026	*	67	W634	449THFS9001		69
U973	405TTGS1086	*	71	U1616	184TTFW4038		47	W554	256THFNA19033	*	67	W635	449THFS9036		69
U974	405TSTGS1001		71	U1619	184TTFW4040	*	47	W555	286THFNA9076		67	W636	444THFN19081		68
U975	405TTGS1036	*	71	U1647	254TTFCA4026	*	49	W556	286THFNA19077		67	W638	145THTN19079		66
U976	444TTGS11077		71	U1652	256TTFCA4026	*	49	W558	284THFNA9001	*	67	W639	364THFS19077		67
U977	444TSTGS1001		71	U1710	182TTFW4042		54	W559	284THFNA9005		67	W640	365THFS19077		68
U978	444TTGS1036	*	71	U1713	184TTFW4044		54	W560	284THFNA9026	*	67	W641	445THFN19033		68
U979	445TTGN1086		71	U1736	182TTFW4013		54	W561	284THFNA19033		67	W642	445THFN19034	*	68
U980	445TSTGN1001		71	U1737	182TTFW4007		54	W562	324THFS9076		67	W643	326THFS19078	*	67
U981	445TTGN1036		71	U1738	184TTFW4013		54	W563	324THFS9080		67	X000	48A11O1798	*	143
U982	445TTGN1087		71	U1739	184TTFW4007		54	W565	286THFNA9001	*	67	X001	48A11O1799	*	143
U984	445TTGN1038		71	U1779	364TTDCA6060	*	42	W567	286THFNA9026	*	67	X002	48A11O1769	*	143
U985	449TTGS1088		71	U1782	364TSTDCA6001	*	42	W568	286THFNA19033		67	X003	48A11OB2042	*	143
U986	143TTGN4032		73	U1783	365TTDCA6060	*	42	W569	326THFS9076	*	67	X004	48A11O1755	*	143
U987	145TTGN4051		73	U1784	365TSTDCA6001	*	42	W571	324THFS9001	*	67	X005	48A11O1756	*	143
U988	145TTGN4050		73	U1908	182TTDW4106		38	W573	324THFS9026	*	67	X006	48A11O2001	*	143
U989	182TTGS4041		73	U1925	182TTDW4075		38	W574	324THFS19033		67	X009	48A11O787	*	143
U990	184TTGS4044		73	U1927	364TTDCA6086	*	42	W575	364THFS9086		67	X010	48A11O2046	*	143
U991	213TTGS4040		73	U1928	365TTDCA6086	*	42	W576	365THFS19101		67	X011	48A17O2005	*	137,143
U992	215TTGS4039		74	W501	143THTN9026	*	66	W577	326THFS9001		68	X012	48A17O2006	*	137,143
U1158	182TTDW4142		120	W502	143THTN19033		66	W578	326THFS9005		68	X013	48A17O152	*	143
U1159	182TTDW4136		120	W503	145THTN9076		66	W579	326THFS9036		68	X014	48A17O154	*	143

Index

Catalog Number/Model Number

INDEX

CAT. NO.	MODEL NO.	STOCK	PAGE NO.	CAT. NO.	MODEL NO.	STOCK	PAGE NO.	CAT. NO.	MODEL NO.	STOCK	PAGE NO.	CAT. NO.	MODEL NO.	STOCK	PAGE NO.
X015	48A170151	*	143	X089	48A11O2035	*	138	X411	48A11T2008	*	139,163	X512	56T11O15511	*	141
X016	48A170153	*	143	X090	48A11O2007	*	138	X412	48A11T569	*	139	X513	56T11O5305	*	141
X017	48A170155	*	143	X096	48A11O840	*	138	X413	48A11T529	*	139	X522	56T11O5308	*	142
X018	48A11O1350	*	143	X097	48A8O182	*	137	X414	48A11T571	*	139	X523	56T11O5306	*	141,154
X019	48A11O1351	*	143	X098	48A8O181	*	138	X415	48A11T2012	*	139	X524	56T11O5307	*	142
X020	48A11O1352	*	143	X099	48A11O2016	*	138	X416	48A11T2013	*	139	X525	56T11O5310	*	141,154
X021	48A11O1353	*	143	X200	48A11O1060	*	164	X417	48A11O2051	*	143	X526	56T11O5309	*	142
X022	48A170174	*	143	X202	48A11O1063	*	160	X418	48A11O2052	*	143	X527	56T8O5304	*	142
X023	48A11O1583	*	143	X203	48A11O1062	*	158	X419	48A11O2053	*	143	X528	56T8O5306	*	141,154
X024	48A17T2002	*	97	X204	48A17O126	*	158	X420	48A17O169	*	137	X529	56T8O5531	*	141,154
X025	48A17T2003	*	97	X205	56A11O5312	*	160	X422	48A17O172	*	138	X530	56T8O5307	*	142
X026	48A17T2004	*	97	X206	56A11O5310	*	140	X423	48A11O2055	*	137	X531	56T8O15504	*	141,154
X027	48A11T2021	*	97	X207	56A11O5311	*	140	X424	48A11O2054	*	138	X532	56T11O11001	*	141
X028	48A11T2022	*	97	X208	56A8O5	*	138	X426	48A11O1375	*	138,154	X533	56T11O11002	*	141
X029	48A11T2023	*	97	X209	48A8O183	*	143,163	X427	48A11T2017	*	139	X600	48C17D2057	*	171
X030	48A17T118	*	97	X210	48A11O1068	*	159	X428	48A11T2018	*	139	X601	56C17D2101	*	171
X031	48A17T237	*	97	X211	48A17O125	*	143,160	X429	48A11T2020	*	139	X602	56C17D2102	*	171
X032	48A17T119	*	97	X212	48A11O1065	*	164	X430	48A11T463	*	139	X603	56C17D5346	*	171
X033	48A11O1674	*	143,163	X213	48A11O1524	*	137	X431	48A11O1461	*	141	X605	48T17D2002	*	171
X034	48A11O1773	*	144	X214	48A11O1525	*	138	X432	56A11O29	*	139	X606	56T17D3318	*	171
X035	48A11O1774	*	144	X215	48A11O1081	*	164	X433	56A11O30	*	139	X607	56T17D3320	*	171
X036	48A11O1772	*	144	X216	48A11O1097	*	138,163	X440	48A11O2065	*	138	X608	56T17D3319	*	171
X037	48A11O1876	*	144	X217	48A17O129	*	161	X441	48A11O2062	*	138	X609	56T11D5317	*	171
X038	48A11O1874	*	144	X218	56A11O5313	*	164	X442	48A11O2064	*	138	X610	56T34D5375	*	171
X039	48A11O1875	*	144	X219	48A11O2047	*	143	X443	48A11O2063	*	138	X700	SEE 4722	*	155,164
X040	48A17O69	*	145	X221	48A11O1526	*	138	X444	48A11O1596	*	138	X701	SEE 4404	*	155,164
X041	48A17O70	*	145	X222	48A11O1109	*	159	X445	48A11O1732	*	140	X900	SEE H247	*	98
X042	48A11O653	*	145	X223	48A11O2050	*	159	X446	48A11O1643	*	140	X902	56B17F5324	*	97
X043	48A11O654	*	145	X225	48A11O1176	*	161	X447	48A11O1642	*	140	X903	SEE X1903	*	98
X044	48A11O655	*	145	X230	48A17O136	*	154,162	X448	56A11O5314	*	140	X904	SEE X1904	*	98
X045	48A11O656	*	145	X231	48A11O1179	*	158	X449	56A11O5315	*	140	X905	SEE C1314	*	98
X048	48A11O772	*	145	X235	56T11D5209	*	159	X450	48A8T71	*	139	X906	SEE C1315	*	98
X049	48A11O773	*	145	X236	48A11O699	*	136,143,158	X451	48A8T72	*	139	X908	SEE C1909	*	98
X050	48A11O774	*	145	X237	48A11O694	*	143,158	X452	48A8T73	*	139	X909	48S17T2004	*	100
X052	48A11O775	*	145	X241	48A11O697	*	143,158	X453	48A11O1771	*	138	X910	48S17T366	*	100
X056	48A11O901	*	145	X242	48A11O756	*	143,158	X454	48A17O250	*	138	X911	48S17T365	*	100
X057	48A11O900	*	145	X251	56T34D5364	*	150,159	X455	48A11O1770	*	138	X912	56B17T5303	*	97
X058	48A17O2001	*	145	X258	48A11O1167	*	145	X456	48A11T578	*	139	X913	56B17T20	*	97
X059	48A17O2002	*	145	X259	56T11O15	*	162	X457	48A11T579	*	139	X920	48A17T2005	*	165
X060	48A17O2003	*	145	X260	48A11O251	*	161	X458	48A11T580	*	139	X921	48A17T2006	*	165
X061	48A11O2022	*	145	X261	48A8O151	*	161	X459	48A11T581	*	139	X922	48A17T2007	*	165
X062	48A11O2009	*	145	X262	48A11D245	*	154	X462	48A11T619	*	139	X923	48A11T2024	*	165
X063	48A11O2028	*	145	X263	48A11O11041	*	154	X463	48A17T356	*	139	X924	48A11T2025	*	165
X064	48A11O2011	*	145	X264	48A11O11040	*	154	X464	48A17T359	*	139	X925	48A11T2026	*	165
X065	48A11O2012	*	145	X268	48A11O1239	*	154,165	X465	48A8T11002	*	139	X1001	48A11OB1799	*	143
X066	48A11O2013	*	145	X269	48A17O147	*	154,162	X466	48A17T86	*	139	X1009	48A11OB787	*	143
X067	48A11O2014	*	145	X270	48A17O149	*	155,164	X467	48A17T87	*	139	X1010	48A11OB2046	*	143
X068	48A11O2015	*	145	X271	56A11O5305	*	140	X468	48A17T96	*	139	X1903	5KH32FNA499S	*	98
X069	48A17O2004	*	145	X273	48A17O161	*	159	X469	48A11T276	*	139	X1904	5KH33JNA500S	*	98
X070	48A11O2024	*	145	X274	48A11T407	*	160	X470	48A11O885	*	163	Y201	215TTDW7376	*	176
X071	48A11O2026	*	145	X278	48A8O206	*	138,163	X471	48A11O1044	*	144	Y202	215TTDW7377	*	176
X072	48A11T646	*	156	X290	48S11D58	*	160	X472	48A11O1045	*	144	Y203	254TTDX7377	*	176
X073	48A11O11064	*	157	X295	48A11O1410	*	165	X473	48A11O1046	*	144	Y204	256TTDX7391	*	176
X074	48A11O11042	*	157	X297	48A11T509	*	138,163	X474	48A11O1047	*	144	Y209	365TTDS7383	*	176
X075	48A11O11063	*	157	X298	48A11O2059	*	138	X475	48A17O123	*	144	Y210	404TTDS7387	*	176
X076	48A11T11006	*	156	X301	48A17T72	*	155	X476	48A17O124	*	144	Y211	405TTDS7697	*	176
X077	48A11O11066	*	157	X302	48A11T199	*	155	X477	48A17O128	*	144	Y212	444TTDS8699	*	176
X080	48A11O2030	*	137	X303	48A11T198	*	155	X500	56T11O5300	*	142	Y213	445TTDS9477	*	176
X081	48A11O2031	*	137	X304	48A11T201	*	155	X501	56T11O5301	*	142	Y215	284TTDP7692	*	176
X082	48A11O2033	*	137	X305	48A17T2001	*	155	X502	56T11O5302	*	142	Y216	286TTDP7689	*	176
X083	48A11O2034	*	137	X306	48A11T2005	*	155	X503	56T11O5303	*	142	Y217	324TTDP7687	*	176
X085	48A11O678	*	138	X307	48A11T2006	*	155	X506	56T8O5301	*	142	Y218	326TTDP7697	*	176
X086	48A8O2001	*	138	X308	48A11T2007	*	155	X507	56T8O5302	*	142,154	Y219	505UTDS1584	*	176
X087	48A11O2029	*	137	X400	48A11O2017	*	138	X509	56T11O5304	*	142	Y220	505UTDS1590	*	176
X088	48A11O2032	*	138	X405	48A11O1744	*	159	X511	56T8O5303	*	142	Y250	---	*	80

Catalog Number/Model Number

CAT. NO.	MODEL NO.	STOCK	PAGE NO.	CAT. NO.	MODEL NO.	STOCK	PAGE NO.	CAT. NO.	MODEL NO.	STOCK	PAGE NO.	CAT. NO.	MODEL NO.	STOCK	PAGE NO.
Y251	----		80	Y449	145TTDR5703	*	173	Y541	182THTL7726	*	83	Y633	324TSTDP8607	*	123
Y252	----		80	Y450	145TTDR5704		173	Y542	213THTL7776	*	83	Y635	326TTDP8268		123
Y253	----		80	Y451	145TTDR5705	*	173	Y543	184THTL7726	*	83	Y637	326TSTDP8219	*	123
Y254	----		80	Y452	145TTDR5706	*	173	Y544	215THTL7776	*	83	Y639	364TSTDS8328		123
Y255	----		80	Y453	182TTDR7413	*	173	Y545	213THTL7726	*	83	Y641	364TTDS8274		123
Y256	----		80	Y454	184TTDR7286	*	173	Y546	254THTL5776	*	83	Y643	364TSTDS8503	*	123
Y257	----		80	Y455	215TTDW7204	*	173	Y547	215THTL7726	*	83	Y645	365TSTDS8637		124
Y258	----		80	Y456	254TTDX7278	*	173	Y548	256THTL5776	*	83	Y647	365TSTDS7904	*	124
Y259	----		80	Y457	256TTDX7263		173	Y549	254THTL5726	*	83	Y649	404TSTDS8561		124
Y260	----		80	Y458	256TTDX7264	*	173	Y551	145HTN6046	*	83	Y651	404TSTDS7623		124
Y261	----		80	Y459	284TTDP7221	*	173	Y552	256HTNA7026	*	83	Y658	445TSTDS7303	*	124
Y262	----		80	Y460	286TTDP7217		173	Y553	284HTNA7026	*	83	Y659	445TSTDS7936	*	124
Y263	----		80	Y465	145TTDR5701	*	173	Y555	56H17T5311	*	83	Y663	326TSTDP8929		123
Y270	182THFR7730	*	82	Y466	145TTDR5702	*	173	Y556	56H17T5312	*	83	Y822	405TFS8857		166
Y280	56H17T15526	*	82	Y467	182TTDR7411	*	173	Y557	145HTN6060	*	83	Y824	444TFS8841		166
Y281	56H17T15528	*	82	Y468	184TTDR7230	*	173	Y558	182THTL7736	*	83	Y826	445TFS8870		166
Y282	56H17T15527	*	82	Y469	215TTDW7205	*	173	Y559	184THTL7736	*	83	Y855	449TFS8576		166
Y283	143THTR15535	*	82	Y470	254TTDX7201		173	Y560	213THTL7736	*	83	Y857	449TFS8581		166
Y284	145THTR15540	*	82	Y471	256TTDX7253		173	Y561	215THTL7736	*	83	Y900	----		80
Y285	145HTN17034	*	82	Y472	284TTDP7205		173	Y562	254THTL5736	*	83	Y901	----		80
Y286	182THTL17041	*	82	Y473	286TTDP7251		173	Y563	256HTNA7036	*	83	Y902	----		80
Y287	184THTL17038	*	82	Y486	184TTDR7287	*	173	Y564	184HTS8028	*	85	Y903	----		80
Y302	184TTDR7611	*	99	Y488	213TTDW7202		173	Y565	213HTS8038	*	85	Y904	----		80
Y303	184TTDR7612	*	99	Y489	213TTDW7201	*	173	Y566	215HTS8038	*	85	Y905	----		80
Y304	215TTDW7301	*	99	Y490	215TTDW17206		173	Y567	284HTNA7036	*	83	Y906	----		80
Y360	56H17T2017	*	81	Y491	215TTDW7201		173	Y569	284THFA8028	*	85	Y907	----		80
Y361	56H17T2019	*	81	Y492	256TTDX7207		173	Y570	286HTNA8028	*	85	Y908	----		80
Y362	56H17F2017	*	81	Y493	284TTDP7202		173	Y571	324THFA8028	*	85	Y910	----		80
Y363	56H17F2015		81	Y500	56H17T2011	*	81	Y572	326THFS8028	*	85	Y911	----		80
Y364	56H17F2021	*	81	Y501	56H17T2012	*	81	Y573	364THFS8036	*	85	Y912	----		80
Y365	56H17F2019	*	81	Y502	56H17T2013	*	81	Y574	365THFS8036	*	85	Y913	----		80
Y366	145THTR5329	*	81	Y503	56H17T2014	*	81	Y575	405THFS8036	*	86	Y914	----		80
Y367	145THTR5330		81	Y504	56H17T2015	*	81	Y576	444THFN8036	*	86	Y915	----		80
Y368	145THFR5329	*	81	Y505	56H17T2016		81	Y577	445THFN8036	*	86	Y916	----		80
Y369	145THFR5330	*	81	Y506	56H17F2011	*	81	Y578	445THFN8040	*	86	Y917	----		80
Y370	182THFR5329	*	82	Y507	56H17F2012		81	Y579	449THFS8036		86	Y918	----		80
Y371	182THFR5330		82	Y508	56H17F2013		81	Y580	449THFS8037		86	Y920	----		80
Y372	184THFR7726	*	82	Y509	254HTNA8058	*	85	Y582	286THFA8086		85	Y921	----		80
Y373	184THFR7736	*	82	Y510	256HTNA8038	*	85	Y583	324THFA8086		85	Y922	----		80
Y374	56H17T2018	*	81	Y511	284THFA8038	*	85	Y584	326THFA8086		85	Y923	----		80
Y375	56H17T2020		81	Y512	286THFA8038	*	85	Y585	364THFS8391		85	Y924	----		80
Y376	56H17F2018	*	81	Y513	324THFA8038	*	85	Y586	365THFS8380		85	Y925	----		80
Y377	56H17F2016		81	Y514	326THFA8038	*	85	Y587	404THFS8092		85	Y926	----		80
Y378	56H17F2022	*	81	Y515	364THFS8046	*	85	Y588	405THFS8378	*	85	Y927	----		80
Y379	56H17F2020	*	81	Y516	365THFS8046	*	85	Y589	444THFN8384	*	86	Y928	----		80
Y380	184TTFS7290		172	Y517	405THFS8046	*	86	Y590	145HTN8037	*	85	Y929	----		80
Y381	213TTFS7238		172	Y518	444THFN8046	*	86	Y592	56H17T2001	*	83	Y930	----		80
Y382	215TTFS7290	*	172	Y519	445THFN8046	*	86	Y595	213THFS8028	*	85	Y931	----		80
Y383	254TTFNA7210		172	Y520	445THFN8050	*	86	Y596	215THFS8029	*	85	Y932	----		80
Y384	256TTFNA7250	*	172	Y521	56H17F2014		81	Y597	254THFNA8038	*	85	Y933	----		80
Y385	284TTFNA7240	*	172	Y522	145THTR5328	*	81	Y598	256HTNA8038	*	85	Y934	----		80
Y386	286TTFNA7260	*	172	Y523	145THFR5326		81	Y600	56H17E5301	*	84	Y935	----		80
Y387	324TTFS7290	*	172	Y525	143HTN8028	*	85	Y601	56H17E5302	*	84	Y936	----		80
Y388	326TTFS9210	*	172	Y526	145HTN8029	*	85	Y602	56H17E5303	*	84	Y937	----		80
Y389	364TTFS9234	*	172	Y527	182HTS8028	*	85	Y603	56H17E5304	*	84	Y938	----		80
Y390	365TTFS9230	*	172	Y530	182THFR5326		82	Y604	56H17E5305	*	84	Y939	----		80
Y391	405TTFS7297		172	Y531	449THFS8046	*	86	Y605	56H17T2021		81	Y940	----		80
Y392	444TTFS7262		172	Y532	449THFS8047	*	86	Y606	56H17T2022	*	81	Y941	----		80
Y393	286HTNA7026	*	83	Y533	449THFS8048	*	86	Y621	256TTDX8522		123	Y942	----		80
Y394	286HTNA7036	*	83	Y534	56H17T5301	*	83	Y623	284TDP8629		123	Y943	----		80
Y395	284THFA8086		85	Y535	56H17T5302	*	83	Y624	284TSTDP8621		123	Y944	----		80
Y409	182TTDR7211	*	173	Y536	143THTR5326	*	83	Y625	284TSTDP8618		123	Y945	----		80
Y412	184TTDR7215	*	173	Y537	145THTR5376	*	83	Y627	286TDP8371		123	Y946	----		80
Y415	215TTDW7203	*	173	Y538	145THTR5326	*	83	Y629	286TSTDP8608	*	123	Y947	----		80
Y418	254TTDX7208	*	173	Y540	184THTL7776	*	83	Y631	324TDP8630		123	Y948	----		80

Index

Catalog Number/Model Number

INDEX

CAT. NO.	MODEL NO.	STOCK	PAGE NO.	CAT. NO.	MODEL NO.	STOCK	PAGE NO.	CAT. NO.	MODEL NO.	STOCK	PAGE NO.	CAT. NO.	MODEL NO.	STOCK	PAGE NO.
Y949	----		80	Z305	184TCDR7615	*	99	Z1113	184TCFW9057	*	96				
Y950	----		80	Z306	184TCDR7617	*	99	Z1114	184TBF7070	*	96				
Y951	----		80	Z307	184TBDR7009	*	99	Z1119	182TCFW7072	*	95				
Y952	----		80	Z308	215TCDW7003	*	99	Z1120	184TBF717045	*	95				
Y953	----		80	Z314	215TCDW7012		99	Z1121	184TBF7737	*	95				
Y954	----		80	Z315	215TBDW7013		99	Z1124	184TBDW7369		137				
Y955	----		80	Z401	143TCDR5328		112	Z1305	184TCDW7615	*	99				
Y956	----		80	Z403	145TCDR5328		112	Z1306	184TCDW7617	*	99				
Y957	----		80	Z404	145TBDR5304		112	Z1307	184TBDW7009	*	99				
Y958	----		80	Z405	182TCDR7074	*	112	Z1309	182TCDW7013		99				
Y978	143THEN8034		86	Z406	182TCDR7318	*	112	Z1313	184TBDW7324		99				
Y979	145THEN8034	*	86	Z407	184TCDR7047	*	112	Z1405	182TCDW7074	*	112				
Y980	182THES8048	*	86	Z408	184TCDR7011	*	112	Z1406	182TCDW7318	*	112				
Y981	213THES8053	*	86	Z409	213TCDW7027	*	112	Z1407	184TCDW7047	*	112				
Y982	254THEN8058	*	86	Z410	213TCDW7002	*	112	Z1408	184TBDW17007	*	112				
Y983	254THEN8059	*	86	Z411	215TBDW7029	*	112	Z1424	182TCDW7354		118				
Y984	256THEN17031		86	Z412	215TCDW7002	*	112	Z1425	182TCDW8005		118				
Y985	284THEN8032		86	Z413	215TBDW7027	*	112	Z1426	184TCDW7626		118				
Y986	143THTN8036	*	87	Z420	143TCDR5330		118	Z1427	184TBDW17011	*	118				
Y987	145THTN8043	*	87	Z422	145TCDR5329		118	Z1433	184TBF7315	*	112				
Y988	182THTS8048	*	87	Z427	184TCDR7909	*	118	Z1506	184TBDW7656		166				
Y989	184THTS8056	*	87	Z428	213TCDW7028		118								
Y990	213THTS8071	*	87	Z429	213TCDW7003	*	118								
Y991	215THTS8071	*	87	Z430	215TBDW7045		118								
Y992	254THTNA8071	*	87	Z431	215TCDW7004	*	118								
Y993	256THTNA8071	*	87	Z432	215TBDW7030		118								
Y994	213THFW7726	*	82	Z433	184TBF7315	*	112								
Y995	213THFW7736		82	Z434	213TBF7010	*	112								
Y996	215THFW7726	*	82	Z435	215TBF7010	*	112								
Y997	215THFW7736		82	Z502	184TBDR5326	*	166								
Y999	182THFR7729	*	82	Z504	184TBDR5301		166								
Y1270	182THFW7730	*	82	Z506	184TBDR7656		166								
Y1302	184TTDW7611		99	Z602	56E17F1001	*	88								
Y1303	184TTDW7612	*	99	Z603	56E17F1002	*	88								
Y1372	184THFW7726	*	82	Z604	56E17F1003	*	88								
Y1373	184THFW7736	*	82	Z605	56E17F1004	*	88								
Y1409	182TTDW7211	*	173	Z606	56E17F1005	*	88								
Y1412	184TTDW7215	*	173	Z607	56E17F1006	*	88								
Y1453	182TTDW7413	*	173	Z610	56E17F1007	*	88								
Y1454	184TTDW7286	*	173	Z611	56E17F1008	*	88								
Y1467	182TTDW7411	*	173	Z612	56E17F2005	*	88								
Y1468	184TTDW7230	*	173	Z613	56E17F2006	*	88								
Y1484	182TTDW7412	*	173	Z614	56E17F2007	*	88								
Y1485	182TTDW7203		173	Z615	145TEFR5326	*	88								
Y1486	184TTDW7287	*	173	Z616	145TEFR5327	*	88								
Y1487	184TTDW7209		173	Z617	182TEFR5326	*	88								
Y1998	182THTW7726		82	Z630	56E17V2001	*	89								
Y1999	182THFW7729	*	82	Z631	56E17V2002		89								
Z112	182TCFR9061	*	96	Z634	56E17V2003	*	89								
Z113	184TCFR9057	*	96	Z635	56E17V2004	*	89								
Z114	184TBF7070	*	96	Z636	56E17V2005	*	89								
Z115	215TBF7028	*	96	Z637	56E17V2006		89								
Z116	215TBF7044	*	96	Z638	56E17W2001	*	89								
Z117	213TBF7027	*	96	Z639	56E17W2002	*	89								
Z118	145TBFR5328	*	95	Z641	56E17W2003		89								
Z119	182TCFR7072	*	95	Z660	56E17T2001	*	89								
Z120	184TCFR7061	*	95	Z662	56E17T2002	*	89								
Z121	184TBF7737	*	95	Z663	56E17T2003	*	89								
Z122	215TBF7029	*	95	Z664	56E17T2004	*	89								
Z123	143TCFR5328	*	95	Z665	56E17T2005	*	89								
Z125	215TBDR7361		137	Z666	56E17F2008	*	89								
Z126	215TBDW7362		137	Z667	56E17F2009	*	89								
Z127	256TBDX7028		137	Z668	56E17F2010	*	89								
Z128	145TBFR5341	*	95	Z669	56E17F2011	*	89								
Z304	145TBDR5309	*	99	Z1112	182TCFW9061	*	96								

Index

Model Number/Catalog Number

INDEX

MODEL NO.	CAT. NO.	STOCK	PAGE NO.	MODEL NO.	CAT. NO.	STOCK	PAGE NO.	MODEL NO.	CAT. NO.	STOCK	PAGE NO.	MODEL NO.	CAT. NO.	STOCK	PAGE NO.
5K32GN30	K151	*	45	5K42HN4137	K469	*	51	5K49JN4574X	K2105	*	72	5K49SN2187	KG237	*	51
5K32GN48	K281	*	149	5K42HN4139	K553	*	110	5K49JN4576X	K2112	*	76	5K49SN3054	K518	*	150
5K32GN53	K418	*	45	5K42JN3050	K546	*	150	5K49JN4577X	K2113	*	76	5K49SN3055	K519	*	150
5K32GNB249X	K717	*	72	5K42JN3051	K544	*	150	5K49JN4582X	K2102	*	72	5K49SN4117	K257	*	51
5K33FN30	K153	*	45	5K42JN4163	K318	*	36	5K49KN2150X	K1413	*	150	5K49SN4118	K167	*	46
5K33GN45	K275	*	150	5K46FN2616	K8000		131	5K49KN2567	K8015	*	131	5K49SN4119	K260	*	54
5K33JNA943	K253	*	51	5K46HN2546	K690	*	44	5K49KN4124	K258	*	53	5K49SN8050	K408	*	37
5K33KN52	K283	*	149	5K46KN2082	K1484	*	110	5K49KN4142	K286	*	149	5K49TN2568	K8017		131
5K33KN67	K522	*	51	5K46KN2172	K223	*	110	5K49KN4563	K457	*	93	5K49TN4622X	K609	*	60
5K33KN92	K194	*	45	5K46KN2173	K222	*	110,153	5K49KN4573	K456	*	93	5K49TN6383X	K2110	*	72
5K33NNB234X	K718	*	72	5K46KN2175	K166	*	46	5K49LN4575X	K2109	*	72	5K49UN4086X	K1418	*	150
5K35FN101	K748	*	110	5K46KN2569	K8006	*	131	5K49LN4578X	K2114	*	76	5K49UN4566	K461	*	93
5K35FN2	K113	*	36	5K49KN2619	K8007	*	131	5K49MN4104	K256	*	51	5K49UN4567	K462	*	93
5K35FN55	KG215	*	43,110,153	5K46KN4031	K1308	*	44	5K49MN4105	K164	*	45	5K49UN4568	K1493	*	93
5K35JN198	K527	*	36	5K46KN4071	K119	*	36	5K49MN4110	K259	*	53	5K49UN4569	K459	*	93
5K35JN4176	K1333	*	111	5K46KN4085	K277	*	150	5K49MN4111	K424	*	45	5K49UN6085	K165	*	45
5K35JN47	K230	*	111	5K46KN4085X	K1410	*	150	5K49MN4112	K524	*	51	5K49UN8052	KG319	*	179
5K35MN294	K282	*	149	5K46KN4125	K250	*	43	5K49MN4114	K525	*	149	5K49WN4335X	K1497	*	150
5K35MN75	K321	*	45	5K46KN4141	K555	*	110	5K49MN4618X	K608	*	60	5K49ZN2190	K240	*	111
5K35MNB114	K254	*	51	5K46LN6032S	K578	*	142	5K49MN4620X	K607	*	60	5K49ZN4252	K1492	*	46
5K35MNB117	K158	*	45	5K46LN6033S	K378	*	142	5K49MN6020	K1316	*	51	5K49ZN4253	K1491	*	51
5K36JN2	K115	*	36	5K46LN6428S	K1505	*	142	5K49MN6079	K159	*	45	5K49ZN4611	K644	*	43
5K36JN56	K217	*	110	5K46MN4072	K122	*	36	5K49MN6080	K285	*	149	5K49ZN4616	K648	*	44
5K36JN57	K216	*	43,110,153	5K46MN4087	K278	*	150	5K49MN6081	K541	*	149	5K49ZN6138S	K1488	*	142
5K36MN339	KG232	*	111	5K46MN4087X	K1412	*	150	5K49MN6126T	K1487	*	155	5K49ZN6433S	K1520	*	142
5K36MN4152	K633	*	51	5K46MN4126	K251	*	43	5K49MN6369	K526	*	93	5K49ZN8079	K330	*	51
5K36MN4157	K630	*	111	5K46MN4144	K750	*	110	5K49MN6382X	K2116	*	72	5KC32GN13	C247	*	149
5K36PN251	G1340	*	45	5K46MN4623	K635	*	44	5K49MN6432S	K1500	*	142	5KC32GN19	G1312	*	29
5K36PN254	K523	*	51	5K46MN6018	K1299	*	43	5K49MN8349X	K2107	*	72	5KC32GN19X	CG251	*	29
5K36PN30	K155	*	45	5K46MN8423	K634	*	43	5K49NN2046	K1311	*	44	5KC32GN25	G1511	*	31
5K36PN345S	K1403	*	142	5K46PN6082	K162	*	45	5K49NN2147X	K1416	*	150	5KC32GN9	C242	*	29
5K36PNB111	K161	*	45	5K48JN2615	K8014	*	131	5K49NN2178	K225	*	110	5KC32GN9X	C243	*	29
5K36PNB116	K255	*	51	5K48NN2566	K8016	*	131	5K49NN2180	K224	*	110,153	5KC33FN31	C1419	*	31
5K37MN252X	K1409	*	150	5K48TN2181	K227	*	110	5K49NN2571	K8008		131	5KC33FN4180X	C1336	*	109
5K37MN3543	K1483	*	110	5K48TN2182	K226	*	110,153	5K49NN2575	K8009		131	5KC33JN2513X	C1098	*	130
5K37MN37	K218	*	110,153	5K48TN2570	K8010		131	5K49NN4052T	K1438	*	100	5KC33JN2525X	C1093	*	130
5K37MN38	KG219	*	110	5K48TN2576	K8011		131	5K49NN4580X	K2111	*	72	5KC33JN2825X	C1321	*	130
5K37NN30	K160	*	45	5K48TN6035S	K380	*	142	5K49NN4581X	K2115	*	76	5KC33KN19	C462	*	29
5K38JN4217	K8001		131	5K48TN6119S	K1486	*	141,154	5K49PN2330	KG236	*	111	5KC33MN2502X	C1089	*	108
5K38PN258X	K1411	*	150	5K48TN6430S	K1515	*	142	5K49PN2348	KG235	*	51	5KC33MN2514X	C1099	*	130
5K38PN47	K220	*	110,153	5K48UN3056	K520	*	150	5K49PN2350	K246	*	111	5KC33MN2526X	C1094	*	130
5K38PN48	K221	*	110	5K48UN3057	K549	*	150	5K49PN3052	K280	*	150	5KC33MN2555X	C1083	*	108
5K38RN106	K500	*	53	5K48WN3013S	K1482	*	142,154	5K49PN3053	K279	*	150	5KC33MN2889X	C1463	*	108
5K38RN117	K245	*	111	5K48WN3181S	K1511	*	142,154	5K49PN4088X	K1415	*	150	5KC33NN2542T	C1108	*	130
5K38RN30	K163	*	45	5K49DN4130	K252	*	51	5K49PN4113	K198	*	45	5KC33NN2547X	C1103	*	130
5K38RN49	KG234	*	111	5K49DN4131	K439	*	45	5K49PN4120	K521	*	43	5KC33NN2896X	C1454	*	126
5K38SN267S	K1404	*	142	5K49DN4132	K247	*	43	5K49PN4121	K751	*	110	5KC33NN2899X	C1322	*	126
5K39SNB505S	K1402	*	142	5K49FN2045	K1306	*	44	5K49PN4564	K458	*	93	5KC33NN2900X	C1457	*	126
5K39SNB587S	K1407	*	142	5K49FN2613	K8012		131	5K49PN4565	K460	*	93	5KC33NN4099X	C1429	*	126
5K39SNB765T	K1405	*	142	5K49FN4129	K196	*	45	5K49PN6019	K1300	*	43	5KC35FN51X	C208	*	24
5K42FN4033	K1305	*	44	5K49FN4136	K154	*	45	5K49PN6025	K1317	*	51	5KC35GNA488	CG382	*	174
5K42FN4035	K1322	*	53	5K49FN4138	K248	*	43	5K49PN6164	K1490	*	51	5KC35JN10	C147	*	21
5K42GN4619X	K606	*	60	5K49FN6381X	K2101	*	72	5K49PN8020	K1301	*	43	5KC35JN10X	C148	*	21
5K42HN4032	K1307	*	44	5K49GN2614	K8013	*	131	5K49PN8030	K1318	*	51	5KC35JN12	C200	*	24
5K42HN4034	K1324	*	53	5K49GN2617	K8002		131	5K49QN4609	K640	*	52	5KC35JN12X	OG201	*	24
5K42HN4089	K381	*	150	5K49GN2628	K8003		131	5K49RN4570	K1494	*	93	5KC35JN23X	C129		26
5K42HN4089X	K1408	*	150	5K49HN2507X	K2108	*	72	5K49RN4617	K646	*	44	5KC35JN27Y	CG095	*	23
5K42HN4106	K116	*	36	5K49HN6385X	K2104	*	72	5K49RN4621X	K610	*	60	5KC35JN7	G1114	*	24,148
5K42HN4109	K197	*	45	5K49JN2618	K8004	*	131	5K49RN6034S	K379	*	142	5KC35JN70	C1296	*	27
5K42HN4127	K249	*	43	5K49JN2631	K8005	*	131	5K49RN6118S	K1485	*	141	5KC35JN70X	C354	*	27
5K42HN4128	K284	*	149	5K49JN4051T	K1476	*	100	5K49RN6429S	K1510	*	142	5KC35JN7X	K1115	*	24,148
5K42HN4133	K550	*	111	5K49JN4560X	K2103	*	72	5K49RN8424	K622	*	43	5KC35JNA489	CG383	*	174
5K42HN4134	K426	*	45	5K49JN4561X	K2106	*	72	5K49SN2184	K238	*	111	5KC35JNA489Y	CG384	*	174

Index

Model Number/Catalog Number

MODEL NO.	CAT. NO.	STOCK	PAGE NO.	MODEL NO.	CAT. NO.	STOCK	PAGE NO.	MODEL NO.	CAT. NO.	STOCK	PAGE NO.	MODEL NO.	CAT. NO.	STOCK	PAGE NO.
5KC35MN145	C1405	*	32	5KC39HN2554X	C1082	*	108	5KC48UN6073	C1263	*	21	5KC49QN0716X	C1807	*	34
5KC35MN43	G1330	*	29	5KC39HN2888X	C1462	*	108	5KC49GN0001	B1316	*	24,148	5KC49QN0717X	C1811	*	34
5KC35MN43X	G1331	*	29	5KC39JN2895X	C1453	*	126	5KC49GN0001X	CG223	*	24	5KC49QN0718X	C1816	*	35
5KC35MN73	G1513	*	31	5KC39NN50X	C332	*	109,153	5KC49GN0009	C358	*	27	5KC49QN0724	C1288	*	101
5KC36GN2507X	C1168	*	108	5KC39PN2822X	C1318	*	130	5KC49GN0009X	C359	*	27	5KC49QN4559X	C1810	*	34
5KC36JN2532X	C1243	*	128	5KC39QN3218X	C465	*	109	5KC49GN0010	C167	*	21	5KC49RN2152T	C1159	*	25,148
5KC36JN266	G1098	*	21	5KC39QN3219X	C333	*	109	5KC49GN0010X	C168	*	21	5KC49RN2513	C1289	*	101
5KC36JN268X	C330	*	109,153	5KC39QN3220X	D1110	*	24,148	5KC49GN0010Y	C169	*	21,166	5KC49RN2520Y	C703	*	22
5KC36JN269X	C331	*	109	5KC39RN114T	CG732	*	109	5KC49GN0022X	C1153	*	24,148	5KC49SN2156X	C855	*	31
5KC36JN2922X	C1484	*	128	5KC39RN2901X	C1323	*	126	5KC49HN0713X	C1804	*	34	5KC49SN2158	C1424	*	31
5KC35JN8X	C145	*	21	5KC39RN2902X	C1324	*	126	5KC49HN0714X	C1812	*	35	5KC49SN2418U	C662	*	30
5KC36LN1	C215	*	24	5KC39RN383X	C1157	*	24,148	5KC49HN0719X	C1803	*	34	5KC49SN2537Y	C1269	*	28
5KC36LN144	C1420	*	32	5KC39RN44X	C334	*	109,153	5KC49HN2508X	C1806	*	34	5KC49SN6380X	C1817	*	35
5KC36LN144X	C444	*	32	5KC39RN45X	C335	*	109	5KC49HN2509X	C1814	*	35	5KC49SN8060T	C1273	*	136
5KC36LN166X	C349	*	31	5KC39SN2810X	C1084	*	108	5KC49HN2510X	C1813	*	35	5KC49TN0033	C295	*	30
5KC36LN18	C431	*	21	5KC39SN2812X	C1090	*	108	5KC49JN0715X	C1808	*	34	5KC49TN0034	C275	*	30
5KC36LN19X	C460	*	24	5KC39SN2890X	C1464	*	108	5KC49JN0720X	C1815	*	35	5KC49TN0034X	C276	*	30
5KC36LN1X	C216	*	24,148	5KC39UN2522X	C1306	*	128	5KC49JN0720X	C1802	*	34	5KC49TN0035	G1519	*	31
5KC36LN26	C209	*	24	5KC39UN2560T	C1311	*	128	5KC49LN6386X	H891	*	34	5KC49TN0063Y	F10E1	*	95
5KC36LN26X	C210	*	24	5KC39UN2942X	C1110	*	130	5KC49MN2043Y	9031	*	21,166	5KC49TN0067	C376	*	32
5KC36LN30	C153	*	21	5KC39UN2943X	CG1105	*	130	5KC49MN2049Y	9032	*	21,166,177	5KC49TN0285X	C292	*	149
5KC36LN30X	C154	*	21	5KC39UN2947T	CG1104	*	130	5KC49MN6061	G1316	*	29	5KC49TN0568Y	C660	*	30
5KC36LN4003Y	C664	*	29	5KC39UN2948T	C1109	*	130	5KC49MN6063	C1423	*	32	5KC49TN2141X	C338	*	109,153
5KC36LN7	C158	*	21	5KC39UN6086X	C1246	*	128	5KC49MN6378X	C1805	*	34	5KC49TN2170X	C339	*	109
5KC36LN7X	C159	*	21	5KC42GN0014	C261	*	29	5KC49MN6379X	C1818	*	35	5KC49UN6065	C264	*	29
5KC36LN83	C355	*	27	5KC42GN0014X	C262	*	29	5KC49MN6384X	C1801	*	34	5KC49UN6067	C1404	*	31
5KC36LN83X	C356	*	27	5KC42GN0018	G1515	*	31	5KC49NN0019X	C636	*	26	5KC49ZN2539Y	C1270	*	28
5KC36LN84X	C683	*	109	5KC42GN0018X	C446	*	31	5KC49NN0061T	4688	*	148	5KCP100EZA001X	4777	*	152
5KC36MN20	CG393	*	23	5KC42GN0051Y	F13E1	*	95	5KC49NN0221X	9029	*	23	5KCP33GNA471S	P239	*	100
5KC36MN2508X	C1169	*	108	5KC42GN0066	C375	*	32	5KC49NN0222X	9030	*	177	5KCP35CNA490S	PG240	*	155
5KC36MN2533X	C1244	*	128	5KC42GN0309X	C289	*	149	5KC49NN0224X	C1187	*	24	5KCP35DNC172X	RB901	*	125
5KC36MN27X	C133	*	26	5KC46GN0050Y	F12E1	*	95	5KC49NN2044Y	9034	*	23	5KCP35DNC173X	RB902	*	125
5KC36MN4X	C136	*	26	5KC46GN0075U	C1291	*	96	5KC49NN2081T	C1468	*	136	5KCP35DNC174T	RB951	*	125
5KC36PNB169X	C646	*	34	5KC46GN0251	C1458	*	174	5KC49NN2130X	C273	*	30	5KCP35KNB057S	P250	*	98
5KC37EN3900U	4788	*	152	5KC46GN0251Y	C1459	*	174	5KC49NN2130Y	C274	*	30	5KCP35KNB650U	P254	*	174
5KC37FN65X	C329	*	109	5KC46GN0569Y	C661	*	29	5KC49NN2132X	C445	*	32	5KCP35NNA670T	P247	*	174
5KC37FN71X	J1025	*	109,153	5KC46JN0002X	C138	*	24	5KC49NN2133X	C351	*	31	5KCP36NNB059S	P251	*	98
5KC37HN3898U	4781	*	152	5KC46JN0076U	C1292	*	96	5KC49NN2135X	C352	*	109	5KCP36NNB670U	PG252	*	174
5KC37LN502Y	C1474	*	21	5KC46JN0722	C1285	*	101	5KC49NN2140X	C336	*	109,153	5KCP36NNB671U	P253	*	174
5KC37LN91	CG111	*	23	5KC46KN2408X	C1502	*	125	5KC49NN2167X	C337	*	109	5KCP36PNB523S	P192	*	140
5KC37MN96	C459	*	21	5KC46LN0149X	C1156	*	24,148	5KC49NN2419Y	C663	*	30	5KCP36RNA491S	P241	*	155
5KC37NN115X	C847	*	109	5KC46LN0153	C175	*	21	5KC49NN2514	C1287	*	101	5KCP38HN4301X	RB701	*	125
5KC37NN14T	C457	*	24	5KC46LN0153U	C177	*	21	5KC49PN0155	C235	*	24,148	5KCP38JN4300X	RB702	*	125
5KC37NN15	C164	*	21	5KC46LN0153X	C176	*	21	5KC49PN0155X	CG236	*	24	5KCP38LN4222X	RB703	*	125
5KC37NN160	C449	*	23	5KC46LN0158	CG230	*	24,148	5KC49PN0161	C181	*	21	5KCP38LN4302X	RB801	*	125
5KC37NN3544T	C1467	*	136	5KC46LN0158X	D1113	*	24,148	5KC49PN0161U	C1480	*	21,166,177	5KCP38LN4455X	RB723	*	125
5KC37NN501Y	C1475	*	21	5KC46LN0159	CG361	*	27	5KC49PN0161X	C182	*	21	5KCP39NNA4294X	RB802	*	125
5KC37RN35	CG260	*	29	5KC46LN0159X	CG362	*	27	5KC49PN0162	C188	*	21	5KCP39PNB827X	RB823	*	125
5KC38NN2520X	C1304	*	128	5KC46LN0252	C1460	*	174	5KC49PN0163	C1297	*	27	5KCP39RN4422X	RB803	*	125
5KC38NN3663X	C1902	*	126	5KC46LN0252Y	C1461	*	174	5KC49PN0163X	CG363	*	27	5KCP39SN4249X	RB705	*	125
5KC38NN410X	C1155	*	24,148	5KC46LN0254X	C1483	*	26	5KC49PN0164X	C1158	*	24,148	5KCP39SN4429X	RB704	*	125
5KC38NN413X	C1154	*	24,148	5KC46LN0269X	4686	*	148	5KC49PN0253	C1469	*	174	5KCP39SN4457X	RB804	*	125
5KC38PN2509X	C1170	*	108	5KC46NN0758Y	C1298	*	21	5KC49PN0281X	C806	*	149	5KCP39SN4462X	RB824	*	125
5KC38RN3662X	C1903	*	126	5KC46PN0015	C268	*	29	5KC49PN0283	C1425	*	32	5KCP39SNB480S	P193	*	140
5KC38RN4153Y	C702	*	21	5KC46PN0015X	C269	*	29	5KC49PN2113X	C1310	*	128	5KCP39SNB481S	P194	*	140
5KC38RN60	C179	*	21	5KC46PN0032	G1517	*	31	5KC49PN2144Y	C1477	*	22	5KCP39SNB482S	P195	*	140
5KC38RN60X	C180	*	21	5KC46PN0062Y	F34E1	*	95	5KC49PN2521Y	C704	*	22,166	5KCP39TN4454X	RB706	*	125
5KC38SN2510X	C1171	*	108	5KC46PN0359Y	C1489	*	174	5KC49PN3027X	C419	*	25,148	5KCP39TN4458X	RB805	*	125
5KC38SN6084X	C1245	*	128	5KC47NN0723	C1286	*	101	5KC49PN3036	C248	*	29	5KCP39TNB763T	P196	*	140
5KC38SN6085X	C1305	*	128	5KC48TN2169	C187	*	22	5KC49PN6051	C1258	*	24	5KCP39UN4459X	RB806	*	125
5KC39EN2500X	C1087	*	108	5KC48UN6052	C1264	*	24	5KC49PN6051X	C548	*	24	5KCP39UNB764T	P198	*	140
5KC39EN2553X	C1081	*	108	5KC48UN6052X	C552	*	24	5KC49PN6062	C1333	*	29	5KCP39UNB767T	P197	*	140
5KC39HN2501X	C1088	*	108	5KC48UN6072	C1422	*	31	5KC49PN6070	G1096	*	21	5KCP39VN4461X	RB807	*	125

Index

Model Number/Catalog Number

INDEX

MODEL NO.	CAT. NO.	STOCK	PAGE NO.	MODEL NO.	CAT. NO.	STOCK	PAGE NO.	MODEL NO.	CAT. NO.	STOCK	PAGE NO.	MODEL NO.	CAT. NO.	STOCK	PAGE NO.
5KCP46JN9179X	RB502	*	129	5KCP49UN9811S	P246	*	140	5KCR48TN2650Y	9035	*	22,23,166	5KCR49UN2088X	C1101	*	130
5KCP46JN9210X	RB302	*	129	5KCP49UN9837S	F780	*	98	5KCR48TN3084X	C1479	*	25,148	5KCR49UN2089X	C1097	*	130
5KCP46JN9213X	RB512	*	127	5KCP49UN9838S	F781	*	98	5KCR48TN8062	C194	*	22	5KCR49UN2090X	C1102	*	130
5KCP46JN9252X	RB511	*	127	5KCP49WN9308X	RB718	*	125	5KCR48UN0102Y	EG277	*	28	5KCR49UN2096X	C1313	*	128
5KCP46KN9075X	C1510	*	125	5KCP49WN9813S	P180	*	140	5KCR48UN0103	E278	*	27	5KCR49UN6181X	C1149	*	130
5KCP46LN9208X	RB503	*	129	5KCP49ZLN9130T	RB719	*	125	5KCR48UN0104	E280	*	21	5KCR49WN0270	C193	*	22
5KCP46LN9246X	RB303	*	129	5KCP49ZLN9132T	RB819	*	125	5KCR48UN0105X	E281	*	24	5KCR49WN0270T	OG381	*	22
5KCP46LN9251X	RB513	*	127	5KCP49ZLN9315X	RB818	*	125	5KCR48UN2492X	C1335	*	128	5KCR49WN0291T	C1162	*	25,148
5KCP48NN9161X	RB104	*	127	5KCP49ZLN9617T	P190	*	137	5KCR48UN2493X	C1307	*	128	5KCR49WN0295U	C1295	*	96
5KCP48NN9186X	RB114	*	127	5KCR38PN6146X	C1446	*	128	5KCR48UN2494X	C1308	*	128	5KCR49WN6075	C178	*	21
5KCP48NN9195X	RB203	*	127	5KCR38SN6147X	C1499	*	128	5KCR48UN2496X	C1284	*	128	5KCR49WN6077	OG232	*	24
5KCP48NN9196X	RB223	*	127	5KCR39PN2905X	C1436	*	130	5KCR48UN2653Y	9036	*	22,166	5KCR49WN6078	C1412	*	32
5KCP48PN9158X	RB105	*	127	5KCR39PN2906X	C1437	*	130	5KCR48UN2654Y	9040	*	166	5KCR49ZN0564Y	C1904	*	95
5KCP48PN9163X	RB133	*	127	5KCR39PN2920X	C1485	*	130	5KCR48UN3016X	C1442	*	130	5KCR49ZN0785S	C1909	*	98
5KCP48PN9170X	RB714	*	125	5KCR39PN2921X	C1486	*	130	5KCR48UN3017X	C1443	*	130	5KCR49ZN2092X	C1440	*	130
5KCP48PN9187X	RB115	*	127	5KCR39SN2504X	C1091	*	108	5KCR48WN0273	G1376	*	30	5KCR49ZN2111X	C1439	*	130
5KCP48PN9190X	RB143	*	127	5KCR39SN2557X	C1085	*	108	5KCR48WN0273X	G1377	*	30	5KCR49ZN2151U	9038	*	23,166
5KCP48PN9197X	RB224	*	127	5KCR39SN2818X	C1100	*	130	5KCR48WN0273Y	F100	*	95	5KCR49ZN2497X	C1445	*	128
5KCP48PN9201X	RB204	*	127	5KCR39SN2820X	C1095	*	130	5KCR48WN0292	C297	*	30	5KCR49ZN2499X	C1449	*	128
5KCP48PN9297X	RB142	*	127	5KCR39SN2823X	C1319	*	130	5KCR48WN0292Y	F15E1	*	95	5KCR49ZN8061T	C1275	*	136
5KCP48SN9253X	RB535	*	129	5KCR39SN2891X	C1465	*	108	5KCR48WN0294	G1531	*	31	5KE48WN4586	K2065	*	104
5KCP48TN9220X	RB536	*	129	5KCR39SN2897X	C1455	*	126	5KCR48WN0566Y	C659	*	30	5KE48WN4593	K2066	*	103
5KCP48UN9189X	RB507	*	129	5KCR39UN2505X	C1092	*	108	5KCR48WN0756Y	C1299	*	22,166	5KE48WN8364	K2056	*	103
5KCP48UN9219X	RB307	*	129	5KCR39UN2511X	C1172	*	108	5KCR48WN6066	C271	*	29	5KE48WN8365	K2033	*	51
5KCP49JN9157X	RB102	*	127	5KCR39UN2512X	C1173	*	108	5KCR49PN0077U	C1293	*	96	5KE48WN8366	K2053	*	102
5KCP49JN9183X	RB111	*	127	5KCR39UN2558X	C1086	*	108	5KCR49PN0095X	E270	*	28	5KE48WN8369	K2061	*	104
5KCP49JN9184X	RB112	*	127	5KCR39UN2824X	C1320	*	130	5KCR49PN0095Y	E268	*	28	5KE48WN8388	K2062	*	104
5KCP49LN9159X	RB103	*	127	5KCR39UN2892X	C1466	*	108	5KCR49PN0096	E269	*	27	5KE49PN4579X	K2201	*	72
5KCP49LN9185X	RB113	*	127	5KCR39UN2898X	C1456	*	126	5KCR49PN0097	EG271	*	21	5KE49PN4594	K2069	*	36
5KCP49MN9091X	P730	*	125	5KCR39UN2903X	C1326	*	126	5KCR49PN0098X	EG272	*	24	5KE49PN8357V	K2203	*	72
5KCP49NN9178X	RB504	*	129	5KCR39UN2904X	C1327	*	126	5KCR49PN0099X	E275	*	32	5KE49PN8391	K2021	*	44
5KCP49NN9211X	RB304	*	129	5KCR39UN2944X	C1111	*	130	5KCR49PN0099Y	EG273	*	32	5KE49PN8418	K2018	*	43
5KCP49NN9214X	RB514	*	127	5KCR39UN2945X	C1106	*	130	5KCR49PN0100	E274	*	31	5KE49QN8350V	K2206	*	72
5KCP49PN9180X	RB505	*	129	5KCR39UN6097X	C1503	*	126	5KCR49PN0101	EG276	*	29	5KE49QN8360	K2004	*	38
5KCP49PN9194X	RB533	*	129	5KCR39UN6098X	C1504	*	126	5KCR49PN0492S	C1314	*	98	5KE49SN8355V	K2205	*	72
5KCP49PN9212X	RB305	*	129	5KCR39UN6113X	C1316	*	126	5KCR49PN3011	C420	*	25,148	5KE49TN4592	K2068	*	103
5KCP49PN9215X	RB515	*	127	5KCR39UN6148X	C1500	*	128	5KCR49PN3011X	C474	*	25,148	5KE49TN4597	K2067	*	104
5KCP49PN9290X	RB532	*	129	5KCR39UN6190X	C1247	*	128	5KCR49PN3012X	C486	*	25,148	5KE49TN8356V	K2202	*	72
5KCP49PN9812S	P245	*	140	5KCR46JN0083X	E252	*	28	5KCR49QN6076	C183	*	21	5KE49UN8370T	K2040	*	150
5KCP49RN9160X	RB106	*	127	5KCR46JN0083Y	E250	*	28	5KCR49RN2148T	C1161	*	25,148	5KE49QN8375T	K2038	*	150
5KCP49RN9164X	RB134	*	127	5KCR46JN0084	E251	*	27	5KCR49SN0012X	OG239	*	25	5KE49UN8376T	K2037	*	150
5KCP49RN9181X	RB506	*	129	5KCR46JN0085	E253	*	21	5KCR49SN0042S	C1302	*	98	5KE49TN8378	K2055	*	103
5KCP49RN9188X	RB116	*	127	5KCR46JN0086X	E254	*	24	5KCR49SN0065	C191	*	22	5KE49TN8380	K2052	*	102
5KCP49RN9191X	RB144	*	127	5KCR46JN0087X	E257	*	32	5KCR49SN0068	C185	*	22	5KE49TN8384T	K2030	*	150
5KCP49RN9199X	RB225	*	127	5KCR46JN0087Y	E255	*	32	5KCR49SN0068X	C186	*	22	5KE49TN8389	K2060	*	104
5KCP49RN9209X	RB534	*	129	5KCR46JN0088	E256	*	31	5KCR49SN0150X	C1160	*	25,148	5KE49TN8390	K2058	*	104
5KCP49RN9216X	RB306	*	129	5KCR46JN0089	E258	*	29	5KCR49SN0493S	C1315	*	98	5KE49TN8398	K2059	*	104
5KCP49RN9250X	RB516	*	127	5KCR46MN0054X	E263	*	24	5KCR49SN2085X	C1487	*	130	5KE49TN8401	K2022	*	44
5KCP49RN9289X	RB715	*	125	5KCR46MN0055X	E266	*	32	5KCR49SN2086X	C1488	*	130	5KE49UN8392	K2036	*	53
5KCP49RN9611S	P243	*	140	5KCR46MN0055Y	E264	*	32	5KCR49SN2095X	C1312	*	128	5KE49UN8405	K2051	*	102
5KCP49SN9166X	RB135	*	127	5KCR46MN0090X	E261	*	28	5KCR49SN3009	C475	*	25,148	5KE49UN8407	K2023	*	44
5KCP49SN9192X	RB145	*	127	5KCR46MN0090Y	E259	*	28	5KCR49SN3009X	C1478	*	25,148	5KE49UN8416	K2010	*	37
5KCP49SN9198X	RB206	*	127	5KCR46MN0091	E260	*	27	5KCR49SN3010	C476	*	25,148	5KE49UN8428	K2043	*	51
5KCP49SN9306X	RB716	*	125	5KCR46MN0092	E262	*	21	5KCR49TN2139U	G1392	*	30	5KE49UN8429	K2039	*	53
5KCP49SN9312X	RB815	*	125	5KCR46MN0093	E265	*	31	5KCR49TN2155T	C466	*	31	5KE49WN4571	K2045	*	93
5KCP49TN9173X	RB136	*	127	5KCR46MN0094	E267	*	29	5KCR49TN2164T	C878	*	109	5KE49WN4572	K2046	*	93
5KCP49TN9193X	RB146	*	127	5KCR46NN0264T	C1303	*	98	5KCR49TN8058T	C1274	*	136	5KE49WN4601	K2090	*	51
5KCP49TN9307X	RB717	*	125	5KCR48PN2112X	C1450	*	128	5KCR49UN0079U	C1294	*	96	5KE49WN4603	K2089	*	54
5KCP49TN9313X	RB816	*	125	5KCR48QN0725	C1290	*	101	5KCR49UN0106X	EG284	*	32	5KE49WN8367	K2011	*	46
5KCP49UN9141X	RB107	*	127	5KCR48SN3014X	C1107	*	130	5KCR49UN0106Y	EG282	*	32	5KE49WN8383	K2063	*	104
5KCP49UN9314X	RB817	*	125	5KCR48SN3015X	C1112	*	130	5KCR49UN0107	EG283	*	31	5KE49WN8413	K2084	*	51
5KCP49UN9612S	P184	*	140	5KCR48TN2142T	C340	*	109,153	5KCR49UN0108	E285	*	30	5KE49WN8419	K2088	*	54
5KCP49UN9614S	P185	*	140	5KCR48TN2174T	C341	*	109	5KCR49UN2087X	C1096	*	130	5KH140DFK1X	H950	*	107

Index

Model Number/Catalog Number

MODEL NO.	CAT. NO.	STOCK	PAGE NO.	MODEL NO.	CAT. NO.	STOCK	PAGE NO.	MODEL NO.	CAT. NO.	STOCK	PAGE NO.	MODEL NO.	CAT. NO.	STOCK	PAGE NO.
5KH140DFK17X	H951	*	107	5KH33JNA500S	X1904	*	98	5KH37PN33X	H172	*	146	5KH39QN9542	4351	*	23
5KH140DFK6S	H804	*	165	5KH33JNA511T	HG710	*	26	5KH37PN36	H209	*	151	5KH39QN9543	4373	*	23
5KH140DFK7S	H805	*	165	5KH33JNA534T	4735	*	151	5KH37PN36X	H210	*	151	5KH39QN9544X	4393	*	147
5KH140DFK8S	H806	*	165	5KH33KN20S	H277	*	98	5KH37PN37	H205	*	151	5KH39QN9546	4372	*	23
5KH32DN111	H208	*	151	5KH33KN5594	H673	*	26	5KH37PN37X	H278	*	151	5KH39QN9547	4376	*	23
5KH32DN3085	HG156	*	146	5KH33NN6142X	H910	*	126	5KH37PN39	H112	*	146	5KH39QN9548	4322	*	146
5KH32DN3085X	H157	*	146	5KH35FN124	H114	*	146	5KH37PN39X	HG113	*	146	5KH39QN9548X	4389	*	146
5KH32DN5587X	4725	*	107	5KH35FN124X	HG115	*	146	5KH37PN40	H223	*	151	5KH39QN9550X	4412	*	146
5KH32DN5597X	HG679	*	107	5KH35FN153T	4798	*	146	5KH37PN41	H158	*	146	5KH39QN9551X	4399	*	146
5KH32DN5618X	HG701	*	146	5KH35GNA229	H676	*	23	5KH37PN41X	H159	*	146	5KH39QN9631T	H131	*	147
5KH32DNA612	H901	*	22	5KH35HN9	H229	*	23	5KH37PNA233	HG695	*	146	5KH39QN9632	H130	*	147
5KH32DNA612X	H902	*	22	5KH35HN3664X	H911	*	126	5KH37PNA479X	HG714	*	107	5KH39QN9636T	4757	*	147
5KH32DNA700	H912	*	146	5KH35HN4067X	H920	*	126	5KH37PNA569T	HG706	*	147	5KH39QN9639T	4778	*	26
5KH32DNA700X	H913	*	146	5KH35JN26	H166	*	147	5KH38SNA731T	HG715	*	147	5KH39QN9642T	H133	*	147
5KH32EN124	H244	*	31	5KH35JN26X	H167	*	147	5KH39BN5010Y	4779	*	152	5KH39QN9681X	4380	*	23
5KH32EN5015U	4785	*	152	5KH35JN121	H217	*	151	5KH39BN5016U	4773	*	152	5KH39QN9682	4370	*	147
5KH32EN66	H116	*	29	5KH35JN121X	H218	*	151	5KH39BN5017U	4782	*	152	5KH39QN9683	4396	*	146
5KH32EN72X	H291	*	149	5KH35JN3132T	4682	*	147	5KH39CN5018U	4784	*	152	5KH39QN9684	4387	*	26
5KH32EN79	HG178	*	149	5KH35JN602X	HG690	*	25	5KH39CN5501X	H641	*	107	5KH39QN9686X	4362	*	21
5KH32ENA443X	H682	*	107	5KH35JN603X	H689	*	23	5KH39CN5504X	H642	*	107	5KH39QN9687	4422	*	26
5KH32ENB168X	H454	*	34	5KH35JNA231	H674	*	26	5KH39DN5019U	4786	*	152	5KH39QN9696X	4731	*	151
5KH32FN3083	H160	*	146	5KH35JNA723X	H917	*	147	5KH39DNA533T	4733	*	151	5KH39QN9697T	4759	*	147
5KH32FN3083X	HG161	*	146	5KH35LNB164X	HG456	*	34	5KH39EN2506X	H440	*	108	5KH39QN9698T	4758	*	147
5KH32FN3120T	4680	*	146	5KH35MN132	H197	*	98	5KH39EN2552X	H439	*	108	5KH39QN9702T	4732	*	151
5KH32FN3122	H134	*	98	5KH35MN132S	H198	*	98	5KH39EN2887X	H685	*	108	5KH39QN9703T	4738	*	151
5KH32FN3122S	H135	*	98	5KH35MN56	B1504	*	149	5KH39EN6143X	H890	*	126	5KH39QN9704T	4739	*	151
5KH32FN3123	HG120	*	29	5KH35MN56X	H236	*	149	5KH39QN5508	4369	*	26	5KH39QN9725T	4730	*	151
5KH32FN3123X	HG121	*	29	5KH35MNA519T	HG703	*	147	5KH39QN5508X	4310	*	26	5KH39QN9767X	HG694	*	147
5KH32FN5586X	4406	*	107	5KH35MNA568T	HG704	*	146	5KH39QN5511X	4305	*	146	5KH39QNA039	4390	*	147
5KH32FN5598X	HG680	*	107	5KH36DNA780X	HG716	*	155	5KH39QN5512T	4701	*	146	5KH39QNB810	H645	*	25
5KH32FNA499S	X1903	*	98	5KH36JNA769	H905	*	22	5KH39QN5514T	4706	*	147	5KH39SN4112X	H923	*	126
5KH32FNA611	H903	*	22	5KH36JNA769X	H906	*	22	5KH39QN5518X	4301	*	25	5KH42GN0336	B1507	*	149
5KH32FNA611X	H904	*	22	5KH36KN112	H206	*	151	5KH39QN5520X	4314	*	146	5KH42GN0337	HG143	*	98
5KH32GN42	H195	*	98	5KH36KN112X	H287	*	151	5KH39QN5523	4359	*	25	5KH42JN0328	H276	*	98
5KH32GN42S	HG196	*	98	5KH36KN113X	HG154	*	146	5KH39QN5524	4377	*	26	5KH42JN0328S	H247	*	98
5KH32GN140X	HG152	*	146	5KH36KN114	H169	*	146	5KH39QN5526X	4363	*	146	5KH46JN0329X	H693	*	26
5KH32GN142	H204	*	151	5KH36KN114X	H170	*	146	5KH39QN5528X	4381	*	26	5KH46MN3021X	HG155	*	146
5KH32GN5020U	4787	*	152	5KH36KNB633X	H344	*	107	5KH39QN5529	4371	*	26	5KH46MN3025	H173	*	147
5KH32GN68X	H243	*	29	5KH36LN488X	H691	*	23	5KH39QN5529X	4311	*	26	5KH46MN3025X	H174	*	147
5KH32GNB811X	4805	*	107	5KH36LN489X	HG692	*	26	5KH39QN5537X	4306	*	146	5KH46MN3040	H225	*	151
5KH32GNB812X	H450	*	107	5KH36LNA504	H696	*	23	5KH39QN5538X	4350	*	146	5KH46MN3041	H207	*	151
5KH32GNB813X	H451	*	107	5KH36MN137	H290	*	151	5KH39QN5539T	4776	*	26	5KH46MN6053	H162	*	146
5KH32GNB814X	HG681	*	107	5KH36MN3106	H286	*	147	5KH39QN5541X	4364	*	25	5KH46MN6053X	H163	*	146
5KH32GNB815X	H712	*	107	5KH36MN3106X	H248	*	147	5KH39QN5542	4352	*	25	5KH46MN6071	H214	*	151
5KH32HN5620T	HG711	*	147	5KH36MN3127T	4684	*	147	5KH39QN5543	4304	*	146	5KH46MN6071X	H215	*	151
5KH32HNA532T	4734	*	151	5KH36MN5729X	4709	*	147	5KH39QN5548	4360	*	146	5KH46NN3039T	HG705	*	147
5KH32JN3128	H164	*	147	5KH36MNA445X	H684	*	107	5KH39QN5550X	4404	*	155,164	5KH46PN3033	HG191	*	149
5KH32JN3128X	H165	*	147	5KH36MNA735X	H919	*	147	5KH39QN5558T	4722	*	155,164	5KH46PN3034	H293	*	149
5KH33FN6	H239	*	21	5KH36MNB637X	H926	*	107	5KH39QN9091	H230	*	23	5KH46PN6059	HG186	*	149
5KH33FN77	H212	*	151	5KH36NN37	HG140	*	98	5KH39QN9105	B1502	*	149	5KH48UN6054X	H298	*	147
5KH33FN77X	H213	*	151	5KH36NN37S	HG141	*	98	5KH39QN9105X	H234	*	149	5KH48UN6074	H221	*	151
5KH33FN85	HG123	*	29	5KH36NNB166X	HG455	*	34	5KH39QN9218	4386	*	26	5KH49MN3035	H190	*	149
5KH33FN85X	HG124	*	29	5KH36PN106	H203	*	98	5KH39QN9397	4368	*	23	5KH49MN6057	H136	*	98
5KH33FNA230	H675	*	25	5KH36PN108	HG189	*	149	5KH39QN9401T	4708	*	147	5KH49MN6057S	H137	*	98
5KH33FNA722	H914	*	146	5KH36PN109	H233	*	149	5KH39QN9405X	4392	*	147	5KH49MN6060	HG182	*	149
5KH33FNA722X	H915	*	146	5KC39SN6139X	C1905	*	126	5KH39QN9429T	4319	*	146	5KH49PN3026	H175	*	147
5KH33GN5014U	4774	*	152	5KH36SN6140X	H921	*	126	5KH39QN9508Y	HG646	*	96	5KH49PN3026X	H176	*	147
5KH33GNA444X	H683	*	107	5KC36SN6144X	C1901	*	126	5KH39QN9513X	4383	*	147	5KH49PN3042	H226	*	151
5KH33HN5722X	4707	*	147	5KH36PNB171X	HG458	*	34	5KH39QN9514X	4309	*	147	5KH49PN3042X	H282	*	151
5KH33HN5725X	4702	*	146	5KH37GNA782X	HG717	*	155	5KH39QN9518X	4602	*	26	5KH49PN3043	H620	*	146
5KH33JN3121	HG138	*	98	5KH37NNA768	H907	*	22	5KH39QN9537X	4349	*	21	5KH49PN3045	H275	*	147
5KH33JN3121S	H139	*	98	5KH37NNA768X	H908	*	22	5KH39QN9538	4354	*	21	5KH49PN3047	H222	*	151
5KH33JN6141X	H909	*	126	5KH37PN33	H171	*	146	5KH39QN9541T	4338	*	147	5KH49PN6055	H168	*	147

Index

Model Number/Catalog Number

INDEX

MODEL NO.	CAT. NO.	STOCK	PAGE NO.	MODEL NO.	CAT. NO.	STOCK	PAGE NO.	MODEL NO.	CAT. NO.	STOCK	PAGE NO.	MODEL NO.	CAT. NO.	STOCK	PAGE NO.
5KH49PN6055X	HG621	*	147	48A11O1410	X295	*	165	48A11O656	X045	*	145	48A17O152	X013	*	143
5KH49PN6056	HG142	*	98	48A11O1461	X431	*	141	48A11O678	X085	*	137	48A17O153	X016	*	143
5KH49PN6056S	HG699	*	98	48A11O1524	X213	*	137	48A11O694	X237		143,158	48A17O154	X014	*	143
5KH49PN6069	H219	*	151	48A11O1525	X214	*	137	48A11O697	X241	*	143,158	48A17O155	X017	*	143
5KH49SN3023X	H288	*	151	48A11O1526	X221	*	137	48A11O699	X236	*	136,143,158	48A17O161	X273		159
5KH49SN3046	H296	*	146	48A11O1583	X023	*	143	48A11O756	X242	*	143,158	48A17O169	X420	*	137
5KH49SN3048	H300	*	146	48A11O1596	X444	*	138	48A11O772	X048		145	48A17O172	X422	*	137
5KH49SN3049	H224	*	151	48A11O1642	X447	*	140	48A11O773	X049	*	145	48A17O174	X022	*	143
5KH49UN3024X	H280	*	151	48A11O1643	X446	*	140	48A11O774	X050	*	145	48A17O250	X454	*	137
5KH49UN6064	HG188	*	149	48A11O1674	X033	*	143,163	48A11O775	X052	*	145	48A17O2001	X058	*	145
5KHC37NNA167T	HG700	*	147	48A11O1732	X445		140	48A11O787	X009	*	143	48A17O2002	X059		145
5KHC39QN9575T	H649	*	98	48A11O1744	X405	*	159	48A11O840	X096	*	137	48A17O2003	X060		145
5KHC39QN9581T	HG648	*	98	48A11O1755	X004	*	143	48A11O885	X470	*	163	48A17O2004	X069		145
5KHC39QN9584X	H647	*	98	48A11O1756	X005	*	143	48A11O900	X057		145	48A17O2005	X011	*	137,143
5KS42MN4590	EG303	*	104	48A11O1769	X002	*	143	48A11O901	X056	*	145	48A17O2006	X012	*	137,143
5KS46MN4078	E34D4	*	36	48A11O1770	X455	*	137	48A11OB787	X1009	*	143	48A17T72	X301	*	155
5KS46PN2515	EG312	*	104	48A11O1771	X453	*	137	48A11OB1799	X1001	*	143	48A17T86	X466	*	139
5KS49HN4077	E12D4	*	36	48A11O1772	X036	*	144	48A11OB2042	X003	*	143	48A17T87	X467	*	139
5KS49KN2516	EG302		104	48A11O1773	X034	*	144	48A11OB2046	X1010	*	143	48A17T96	X468		139
5KS49HN4595	E286	*	102	48A11O1774	X035	*	144	48A11T198	X303	*	155	48A17T118	X030	*	97
5KS49KN4596	EG304	*	104	48A11O1798	X000	*	143	48A11T199	X302	*	155	48A17T119	X032	*	97
5KS49MN4583	E294	*	103	48A11O1799	X001	*	143	48A11T201	X304	*	155	48A17T237	X031	*	97
5KS49MN4608	EG287	*	102	48A11O1874	X038	*	144	48A11T276	X469	*	139	48A17T356	X463	*	139
5KS49NN2512	EG305	*	104	48A11O1875	X039	*	144	48A11T407	X274		160	48A17T359	X464		139
5KS49PN4588	E295	*	103	48A11O1876	X037	*	144	48A11T463	X430	*	139	48A17T2001	X305	*	155
5KS49PN4589	EG306	*	104	48A11O2001	X006	*	143	48A11T509	X297	*	138,163	48A17T2002	X024	*	97
5KS49PN4591	E288	*	102	48A11O2007	X090	*	137	48A11T529	X413	*	139	48A17T2003	X025	*	97
5KS49PN4602	EG307	*	104	48A11O2009	X062	*	145	48A11T569	X412	*	139	48A17T2004	X026	*	97
5KS49TN2511	EG308	*	104	48A11O2011	X064		145	48A11T571	X414	*	139	48A17T2005	X920	*	165
5KS49UN4584	E296	*	103	48A11O2012	X065	*	145	48A11T578	X456	*	139	48A17T2006	X921	*	165
5KS49UN4585	EG309	*	104	48A11O2013	X066	*	145	48A11T579	X457	*	139	48A17T2007	X922	*	165
5KS49UN4598	EG311	*	104	48A11O2014	X067	*	145	48A11T580	X458	*	139	48A34SU1001	O701	*	152
5KS49UN8379	EG297	*	103	48A11O2015	X068		145	48A11T581	X459	*	139	48A8O151	X261	*	161
5KS49UN8382	E290	*	102	48A11O2016	X099	*	137	48A11T619	X462	*	139	48A8O181	X098	*	137
5KS49UN8385	EG310	*	104	48A11O2017	X400	*	137	48A11T646	X072	*	156	48A8O182	X097	*	137
48A11D245	X262	*	154	48A11O2022	X061	*	145	48A11T2005	X306	*	155	48A8O183	X209	*	143,163
48A11O1044	X471	*	144	48A11O2024	X070	*	145	48A11T2006	X307	*	155	48A8O206	X278	*	138,163
48A11O1045	X472	*	144	48A11O2026	X071	*	145	48A11T2007	X308	*	155	48A8O2001	X086	*	137
48A11O1046	X473	*	144	48A11O2028	X063	*	145	48A11T2008	X411	*	139,163	48A8T71	X450	*	139
48A11O1047	X474	*	144	48A11O2029	X087	*	137	48A11T2012	X415	*	139	48A8T72	X451	*	139
48A11O1060	X200	*	164	48A11O2030	X080	*	137	48A11T2013	X416	*	139	48A8T73	X452	*	139
48A11O1062	X203	*	158	48A11O2031	X081	*	137	48A11T2017	X427	*	139	48A8T11002	X465	*	139
48A11O1063	X202	*	160	48A11O2032	X088	*	137	48A11T2018	X428	*	139	48C17D2023	S010	*	23
48A11O1065	X212		164	48A11O2033	X082	*	137	48A11T2020	X429	*	139	48C17D2024	S011	*	23
48A11O1068	X210	*	159	48A11O2034	X083	*	137	48A11T2021	X027	*	97	48C17D2027	S030	*	23
48A11O1081	X215		164	48A11O2035	X089	*	137	48A11T2022	X028	*	97	48C17D2028	S110	*	26
48A11O1097	X216	*	138,163	48A11O2046	X010	*	143	48A11T2023	X029	*	97	48C17D2029	S111	*	26
48A11O11040	X264		154	48A11O2047	X219	*	143	48A11T2024	X923	*	165	48C17D2034	G078	*	21
48A11O11041	X263		154	48A11O2050	X223	*	159	48A11T2025	X924	*	165	48C17D2041	B312	*	148
48A11O11042	X074	*	157	48A11O2051	X417	*	143	48A11T2026	X925	*	165	48C17D2042	B313	*	148
48A11O11063	X075	*	157	48A11O2052	X418	*	143	48A11T11006	X076	*	156	48C17D2043	B314	*	148
48A11O11064	X073	*	157	48A11O2053	X419		143	48A17O69	X040	*	145	48C17D2044	B315	*	148
48A11O11066	X077	*	157	48A11O2054	X424	*	137	48A17O70	X041	*	145	48C17D2045	S118	*	25
48A11O1109	X222	*	159	48A11O2055	X423	*	137	48A17O123	X475	*	144	48C17D2046	S119	*	25
48A11O1167	X258	*	145	48A11O2059	X298	*	137	48A17O124	X476	*	144	48C17D2055	D119	*	148
48A11O1176	X225		161	48A11O2062	X441	*	138	48A17O125	X211	*	143,160	48C17D2057	X600		171
48A11O1179	X231		158	48A11O2063	X443	*	138	48A17O126	X204	*	158	48C17F2000	F201	*	96
48A11O1239	X268	*	154,165	48A11O2064	X442	*	138	48A17O128	X477	*	144	48C17F2001	F202	*	96
48A11O1350	X018	*	143	48A11O2065	X440	*	138	48A17O129	X217	*	161	48C17F11006	F1202	*	96
48A11O1351	X019	*	143	48A11O251	X260	*	161	48A17O136	X230	*	154,162	48C17F11007	F1203	*	96
48A11O1352	X020	*	143	48A11O653	X042	*	145	48A17O147	X269	*	154,162	48C34D2024	O010	*	152
48A11O1353	X021	*	143	48A11O654	X043	*	145	48A17O149	X270	*	155,164	48C34D2025	G091		21
48A11O1375	X426	*	137,154	48A11O655	X044	*	145	48A17O151	X015	*	143	48C34D2028	O011	*	152

Index

Model Number/Catalog Number

MODEL NO.	CAT. NO.	STOCK	PAGE NO.	MODEL NO.	CAT. NO.	STOCK	PAGE NO.	MODEL NO.	CAT. NO.	STOCK	PAGE NO.	MODEL NO.	CAT. NO.	STOCK	PAGE NO.
48C34S20	O014	*	152	56A11O5315	X449		140	56B34F5333	T019	*	179	56C17F5351	T010		179
48C34S24	O012	*	152	56A8O5	X208	*	137	56C11D5304	G278	*	27,151	56C17F5352	D400	*	93
48C34S2001	O013		152	56B17D2012	G156	*	24,148	56C11F5302	G577	*	33	56C17F5353	D401	*	93
48N17D14	B703	*	147	56B11F5302	G579	*	33	56C11F5303	G576	*	33	56C17F5354	D402	*	93
48S11D58	X290	*	160	56B11F5303	G578	*	33	56C11G5303	K033	*	34	56C17F5355	D403		93
48S17D997	B400	*	136	56B11G5301	G655	*	34	56C11G5306	G650	*	34	56C17F5356	F203	*	96
48S17D2017	D107	*	146	56B17D56	K016		166,177	56C11G5307	G652	*	34	56C17F5357	F204	*	96
48S17D2042	S102	*	25	56B17D67	B353	*	148	56C17D2010	G095	*	21	56C17F5358	F131	*	32,95
48S17D2052	B300	*	146	56B17D2010	G919	*	21	56C17D2025	G151	*	24,148	56C17F5912	F132	*	32,95
48S17D2053	B322	*	146	56B17D2011	G250	*	27	56C17D2044	G234	*	27	56C17F5913	F133	*	32,95
48S17D2054	B302	*	146	56B17D2013	B609	*	148	56C17D2051	S013	*	23	56C17F5914	F134	*	32,95
48S17D2055	B303	*	146	56B17D5303	G274	*	27	56C17D2054	S014	*	23	56C17F5955	G381	*	178
48S17D2056	B304	*	147	56B17D5319	G979		177	56C17D2055	S015	*	23	56C17F5956	G382	*	178
48S17D2057	B305	*	147	56B17D5322	K232	*	177	56C17D2060	S114	*	26	56C17F5957	G380		178
48S17D2058	B306	*	147	56B17D5323	G958	*	177	56C17D2061	S115	*	26	56C17G5308	K037		34
48S17D2059	B307	*	147	56B17D5328	G290		177	56C17D2064	S033	*	23	56C17G5315	G651	*	34
48S17D2086	D143	*	147	56B17D5701	B332		148	56C17D2067	S036	*	23	56C17G5316	G654	*	34
48S17D2087	D162	*	147	56B17D5703	B335	*	148	56C17D2072	B317	*	24,148	56C17G5317	G657	*	34
48S17D2088	D163	*	147	56B17F5302	G378	*	30,178	56C17D2073	B318	*	24,148	56C17G5318	G659	*	34
48S17D2089	S003	*	23	56B17F5305	G574	*	33	56C17D2074	B319	*	24,148	56C17G5320	G853	*	35
48S17D2090	S006	*	23	56B17F5306	G575	*	33	56C17D2079	D111	*	24,148	56C17G5321	G855	*	35
48S17D2091	S103		25	56B17F5307	F105	*	95	56C17D2084	G212	*	27	56C17G5322	G857	*	35
48S17D2093	S106	*	26	56B17F5310	G396	*	178	56C17D2085	G230	*	27	56C17G5323	G870	*	35
48S17D2104	S126	*	25	56B17F5319	K319	*	32,95,178	56C17D2088	G135	*	24,148	56C17G5324	G871		35
48S17D2105	S127	*	26	56B17F5324	X902		97	56C17D2097	S112	*	26	56C17G5326	G874		35
48S17D2106	S128	*	26	56B17F5328	T018		179	56C17D2098	S012	*	23	56C17G5327	G876		35
48S17D2107	B206	*	146	56B17F5329	T030	*	179	56C17D2099	S113	*	26	56C17G5328	G872		35
48S17D2108	B207	*	147	56B17F5330	D404		93	56C17D2101	X601	*	171	56C17W5326	N531	*	101
48S17D2109	B208	*	147	56B17F5331	F205	*	96	56C17D2102	X602	*	171	56C17W5327	N523	*	101
48S17D2113	S026		23	56B17F5584	F135	*	32,95	56C17D2113	B608	*	148	56C17W5328	N525	*	101
48S17D2116	B606	*	146	56B17F15516	F1205	*	96	56C17D2114	K234		28	56C17W5329	N527	*	101
48S17D2117	B607	*	147	56B17T20	X913	*	97	56C17D2115	K235	*	28	56C17W5330	N529	*	101
48S17D7204	D180		146	56B17T5303	X912	*	97	56C17D5308	G951	*	22,166	56C17W5331	N557	*	101
48S17D7205	D181		147	56B34D2018	K212		177	56C17D5310	G256	*	27	56C17W5332	N559	*	101
48S17D7209	B402	*	136	56B34D2021	G987		177	56C17D5311	G270	*	27	56C17W5333	N541	*	101
48S17S24	O003	*	152	56B34D2023	G258		27	56C17D5319	S037	*	23	56C17W5334	N543	*	101
48S17S25	O002	*	152	56B34D2026	G937	*	22	56C17D5320	S039	*	23	56C17W5335	N545	*	101
48S17T286	O600	*	152	56B34D2027	D115	*	25,148	56C17D5339	S116	*	26	56C34D2098	O212	*	153
48S17T290	O601	*	152	56B34D2028	O231	*	153	56C17D5340	S117	*	26	56C34D2099	O213	*	153
48S17T365	X911	*	100	56B34D2029	D010	*	21,166,177	56C17D5343	S038	*	23	56C34D2100	G915	*	21
48S17T366	X910	*	100	56B34D2031	G254	*	27	56C17D5346	X603	*	171	56C34D2101	G238	*	27
48S17T2004	X909	*	100	56B34D2033	J058	*	109	56C17D5347	B336	*	25,148	56C34D2104	O214	*	153
48S34S361	O100	*	152	56B34D5304	G976		177	56C17D5348	B337	*	148	56C34D2105	O217	*	153
48S34S2003	O004	*	152	56B34D5307	G294		177	56C17D5349	B338	*	148	56C34D2106	D118	*	24,148
48S34S2004	O005	*	152	56B34D5319	G272	*	27	56C17E5302	K032		34	56C34D2108	G232	*	27
48S34S2005	O102	*	152	56B34D5320	K152	*	25,148	56C17E5314	G639	*	34	56C34D2109	O211	*	153
48T17D2000	G044	*	36	56B34D5334	G996		177	56C17E5319	G852	*	35	56C34D2112	O215	*	153
48T17D2002	X605		171	56B34D5336	K219		177	56C17F15537	F1204	*	96	56C34D2114	O210	*	153
52A101229AAG1	A549	*	216	56B34D5337	O232		153	56C17F2049	G332	*	29	56C34D2117	G216	*	27
52A103486G1	A964	*	217	56B34D5341	J059	*	109	56C17F2051	G339	*	29	56C34D2118	J054	*	109
52D310814AAP1	A942	*	217	56B34F5303	K332		178	56C17F2052	G314	*	29	56C34D2119	J055	*	109
52D310822ACP1	A962	*	217	56B34F5306	K612	*	178	56C17F5308	G356	*	29,128	56C34D2120	J056	*	109
52D310833AAP001	A940	*	217	56B34F5312	K615	*	178	56C17F5311	G373	*	30,178	56C34D2121	J057	*	109
52D311808ARP1	A941	*	217	56B34F5318	K618	*	178	56C17F5320	G570	*	33	56C34D5314	K136	*	24,148
52D311819ABP1	A963	*	217	56B34F5319	G533	*	31	56C17F5321	G571	*	33	56C34F5301	D311	*	33
56A11O29	X432	*	139	56B34F5320	G374	*	30	56C17F5322	G572	*	33	56C34F5302	D312	*	33
56A11O30	X433	*	139	56B34F5321	G391	*	30	56C17F5323	G573	*	33	56C34F5303	D313	*	33
56A11O5305	X271	*	140	56B34F5322	K350		30	56C17F5324	F101	*	95	56C34F5307	G393	*	29
56A11O5310	X206	*	140	56B34F5324	K631		32	56C17F5325	F102	*	95	56C34F5308	G352	*	29
56A11O5311	X207	*	140	56B34F5326	D314	*	33	56C17F5326	F103	*	95	56C34F5309	G379	*	29,178
56A11O5312	X205	*	160	56B34F5327	D315	*	33	56C17F5327	F104	*	95	56C34F5310	G359	*	30
56A11O5313	X218	*	164	56B34F5328	D316	*	33	56C17F5349	T016	*	179	56C34F5311	G390	*	30,178
56A11O5314	X448	*	140	56B34F5332	T017	*	179	56C17F5350	T014		179	56C34F5322	G514		31

Index

Model Number/Catalog Number

INDEX

MODEL NO.	CAT. NO.	STOCK	PAGE NO.	MODEL NO.	CAT. NO.	STOCK	PAGE NO.	MODEL NO.	CAT. NO.	STOCK	PAGE NO.	MODEL NO.	CAT. NO.	STOCK	PAGE NO.
56C34F5323	G516	*	31	56H17F2019	Y365	*	81	56T11O5309	X526	*	142	56T17E5309	G647	*	72
56C34F5324	G518	*	31	56H17F2020	Y379	*	81	56T11O5310	X525	*	141,154	56T17E5310	G827	*	76
56C34F5327	K339		29	56H17F2021	Y364	*	81	56T11O11001	X532	*	141	56T17E5311	G828	*	76
56C34F5339	T015	*	179	56H17F2022	Y378	*	81	56T11O11002	X533	*	141	56T17E5312	G842		76
56C34F5340	T013	*	179	56H17T2001	Y592	*	83	56T11O15511	X512		141	56T17E5313	G843	*	76
56C34G5308	G653		34	56H17T2011	Y500	*	81	56T11V5376	N568	*	104	56T17E5314	G664		72
56C34G5309	G656		34	56H17T2012	Y501	*	81	56T11V5377	N600		104	56T17E5315	G665		72
56C34G5310	G658		34	56H17T2013	Y502	*	81	56T11W5377	N604	*	104	56T17F2043	G304	*	45
56C34G5311	G854		35	56H17T2014	Y503	*	81	56T11W5378	N608	*	104	56T17F2045	G328		45
56C34G5314	G873		35	56H17T2015	Y504	*	81	56T17D2092	K004	*	36	56T17F2047	K405		51
56C34G5315	G875		35	56H17T2016	Y505		81	56T17D2093	G084	*	36	56T17F2051	G565		53
56C34G5316	G858		35	56H17T2017	Y360	*	81	56T17D2094	G063	*	36	56T17F5302	G347	*	45
56C34T160	F120	*	136	56H17T2018	Y374	*	81	56T17D2095	G047	*	36	56T17F5320	G548		51
56C34W5302	N532	*	101	56H17T2019	Y361		81	56T17D2101	G100	*	150	56T17F5321	G581	*	53
56C34W5303	N524		101	56H17T2020	Y375		81	56T17D2104	G106	*	150	56T17F5322	G582	*	53
56C34W5304	N526		101	56H17T2021	Y605		81	56T17D2110	G086	*	36	56T17F5323	G583	*	53
56C34W5305	N528		101	56H17T2022	Y606	*	81	56T17D2111	G082	*	36	56T17F5324	G584	*	54
56C34W5307	N558	*	101	56H17T5301	Y534	*	83	56T17D2112	G065	*	36	56T17F5325	G585	*	54
56C34W5308	N540	*	101	56H17T5302	Y535	*	83	56T17D2113	K003	*	36	56T17F5327	G387		46
56C34W5309	N542	*	101	56H17T5311	Y555	*	83	56T17D2114	G062	*	36	56T17F5329	G549		51
56C34W5310	N544	*	101	56H17T5312	Y556	*	83	56T17D2115	G242	*	43	56T17F5330	K806		54
56E17F1001	Z602	*	88	56H17T15526	Y280	*	82	56T17D2116	G243	*	43	56T17F5336	K705	*	53
56E17F1002	Z603	*	88	56H17T15527	Y282	*	82	56T17D2117	G964		150	56T17F5337	K707	*	53
56E17F1003	Z604	*	88	56H17T15528	Y281	*	82	56T17D2118	G961	*	150	56T17F5338	K709	*	53
56E17F1004	Z605	*	88	56S17D2023	S120	*	26	56T17D2119	G962	*	150	56T17F5339	K722	*	54
56E17F1005	Z606	*	88	56S17D2046	S022	*	23	56T17D2120	G963	*	150	56T17F5340	K724	*	54
56E17F1006	Z607	*	88	56S17D2047	B201	*	146	56T17D2121	G162	*	150	56T17F5348	D450	*	94
56E17F1007	Z610	*	88	56S17D2048	B202	*	147	56T17D2127	G244		43	56T17F5349	D452	*	94
56E17F1008	Z611	*	88	56S17D2049	B200	*	147	56T17D2128	G046		36	56T17F5350	D454	*	94
56E17F2005	Z612	*	88	56S17D2050	D149	*	147	56T17D2130	K049	*	36	56T17F5355	G590	*	54
56E17F2006	Z613	*	88	56S17D2062	B401	*	136	56T17D3301	K063	*	36	56T17F5356	G591		54
56E17F2007	Z614	*	88	56S17D2064	B100	*	147	56T17D3302	K064	*	37	56T17F5357	D456	*	94
56E17F2008	Z666	*	89	56S17D2066	S027		23	56T17D3303	K065	*	37	56T17F5358	D457	*	94
56E17F2009	Z667	*	89	56S17F5303	B506		149	56T17D3304	K066	*	38	56T17G5312	G649	*	72
56E17F2010	Z668	*	89	56S34D93	O201	*	153	56T17D3305	K067		36	56T17G5313	G661	*	72
56E17F2011	Z669	*	89	56S34D2000	O200	*	153	56T17D3306	K068	*	37	56T17G5314	G663	*	72
56E17T2001	Z660	*	89	56T11D5209	X235	*	159	56T17D3307	K069	*	37	56T17G5315	G829	*	76
56E17T2002	Z662	*	89	56T11D5301	G061		36	56T17D3308	K080	*	38	56T17G5316	G840	*	76
56E17T2003	Z663	*	89	56T11D5302	G067	*	36	56T17D3318	X606		171	56T17G5317	G841	*	76
56E17T2004	Z664	*	89	56T11D5303	G088	*	36	56T17D3319	X608		171	56T17G5318	G844		76
56E17T2005	Z665	*	89	56T11D5304	K007	*	37	56T17D3320	X607		171	56T17G5319	G845	*	76
56E17V2001	Z630	*	89	56T11D5317	X609		171	56T17D5309	K022	*	37	56T17G5320	G846		76
56E17V2002	Z631		89	56T11F5307	K701	*	53	56T17D5310	K041	*	37	56T17G5321	G666	*	72
56E17V2003	Z634	*	89	56T11F5308	G589	*	53	56T17D5329	G122	*	150	56T17G5322	G667	*	72
56E17V2004	Z635	*	89	56T11F5309	G588	*	53	56T17D5332	G127	*	150	56T17G5323	G668	*	72
56E17V2005	Z636	*	89	56T11F5310	G587	*	53	56T17D5336	G905	*	36	56T17F5305	G580	*	53
56E17V2006	Z637		89	56T11F5311	G586	*	53	56T17D5339	G908	*	36	56T17V5316	K703	*	53
56E17W2001	Z638	*	89	56T11F5320	K404		51	56T17D5342	G921	*	36	56T17V5326	N640	*	103
56E17W2002	Z639	*	89	56T11F5321	K407		51	56T17D5344	G923	*	37	56T17V5327	N641	*	103
56E17W2003	Z641		89	56T11F5325	D451		94	56T17D5345	G140	*	150	56T17V5328	N642	*	103
56H17E5301	Y600	*	84	56T11F5326	D453	*	94	56T17D5346	G141	*	150	56T17V5329	N644	*	103
56H17E5302	Y601	*	84	56T11F5327	D455		94	56T17D5347	G142	*	150	56T17V5330	N646	*	103
56H17E5303	Y602	*	84	56T11F5328	K700	*	54	56T17D5348	G143	*	150	56T17V5331	N649	*	103
56H17E5304	Y603	*	84	56T11O1015	X259	*	162	56T17D5349	G144	*	150	56T17V5332	N564	*	104
56H17E5305	Y604	*	84	56T11O5300	X500	*	142	56T17D5350	G145	*	150	56T17V5336	N567	*	104
56H17F2011	Y506	*	81	56T11O5301	X501	*	142	56T17D5357	G965		150	56T17V5337	N622	*	104
56H17F2012	Y507		81	56T11O5302	X502	*	142	56T17D5369	K061	*	37	56T17V5338	N599	*	104
56H17F2013	Y508		81	56T11O5303	X503	*	142	56T17D5370	K062	*	37	56T17V5340	N602	*	104
56H17F2014	Y521		81	56T11O5304	X509	*	142	56T17D5385	G967		150	56T17V5342	N606	*	104
56H17F2015	Y363		81	56T11O5305	X513	*	141	56T17D5398	H803	*	38	56T17V5346	N309	*	102
56H17F2016	Y377		81	56T11O5306	X523	*	141,154	56T17D5701	G161		150	56T17V5347	N400	*	106
56H17F2017	Y362	*	81	56T11O5307	X524	*	142	56T17D15528	K081		36	56T17V5348	N401	*	106
56H17F2018	Y376	*	81	56T11O5308	X522	*	142	56T17E5308	G646	*	72	56T17V5349	N402	*	106

Index

Model Number/Catalog Number

MODEL NO.	CAT. NO.	STOCK	PAGE NO.	MODEL NO.	CAT. NO.	STOCK	PAGE NO.	MODEL NO.	CAT. NO.	STOCK	PAGE NO.	MODEL NO.	CAT. NO.	STOCK	PAGE NO.
56T17VD5326	N410	*	105	56T34F5344	J063	*	111	71T17FH5405	R364	*	92	112MTFC4511	R324	*	91
56T17VD5327	N412	*	105	56T34F5345	J064	*	111	71T17FH5408	R367	*	92	112MTFC4536	R325	*	91
56T17VD5328	N411	*	105	56T34F5346	J065	*	111	71T17FH5505	R384	*	92	112MTFC4576	R323	*	91
56T17VD5329	N430	*	105	56T34F5347	J066	*	111	71T17FH5508	R387	*	92	113A617AG001	A948	*	217
56T17VD5330	N431	*	105	56T34F5348	K704	*	53	71T34FH5301	R306	*	90	113A620AYP1	A949	*	217
56T17VD5331	N432	*	105	56T34F5349	K706	*	53	71T34FH5302	R309	*	90	115D963P1	A947	*	217
56T17W5326	N653	*	103	56T34F5350	K708	*	53	71T34FH5304	R409	*	90	115D964P1	A945	*	217
56T17W5327	N611	*	104	56T34F5351	K721	*	54	71T34FH5407	R366	*	92	115D964P2	A946	*	217
56T17W5328	N313	*	102	56T34F5352	K723	*	54	71T34FH5410	R369	*	92	132MTFC4536	R331	*	91
56T17W5333	N620	*	104	56T34F5353	K725	*	54	71T34FH5507	R386	*	92	132MTFC4586	R326	*	91
56T17W5334	N628	*	104	56T34F5940	E2000	*	59	71T34FH5510	R389	*	92	132MTFC4587	R329	*	91
56T17W5335	N621	*	104	56T34F15940	E2100	*	56	80T11FH5376	R305	*	90	132STFC4501	R327	*	91
56T17W5339	N623	*	104	56T34F16001	E2150	*	56	80T11FH5377	R308	*	90	132STFC4502	R330	*	91
56T17W5340	N320	*	102	56T34F16020	E2125	*	56	80T11FH5378	R311	*	90	132STFC4526	R328	*	91
56T17W5341	N627	*	104	56T34G5303	G648	*	72	80T11FH5406	R365	*	92	132STFC4586	R553	*	91
56T17W5344	N322	*	102	56T34G5304	G660	*	72	80T11FH5409	R368	*	92	143TBRF5301	I220	*	30
56T17WD5326	N413	*	105	56T34G5305	G662	*	72	80T11FH5412	R371	*	92	143TBRF5376	I707	*	29
56T17WD5328	N417	*	105	56T34T5303	D390	*	53	80T11FH5506	R385	*	92	143TCDR5303	I101	*	22
56T17WD5329	N415	*	105	56T34T5306	P101	*	51,111	80T11FH5509	R388	*	92	143TCDR5328	Z401	*	112
56T17WD5330	N433	*	105	56T34T5308	J060	*	111	80T11FH5512	R391	*	92	143TCDR5330	Z420	*	118
56T17WD5331	N435	*	105	56T34T5309	K702	*	53	80T17FH5326	R310	*	90	143TCFR5328	Z123	*	95
56T17WD5332	N437	*	105	56T34V5301	N643	*	103	80T17FH5327	R313	*	90	143THEH8034	Y978	*	86
56T34D5300	K027	*	36	56T34V5302	N645	*	103	80T17FH5330	R410	*	90	143THTN8028	Y525	*	85
56T34D5301	G080	*	36	56T34V5303	N648	*	103	80T17FH5331	R413	*	90	143THTN8036	Y986	*	87
56T34D5302	K000	*	36	56T34V5304	N651	*	103	80T17FH5411	R370	*	92	143THTN9001	W505	*	66
56T34D5303	K009	*	37	56T34V5305	N566	*	104	80T17FH5414	R373	*	92	143THTN9005	W506	*	66
56T34D5304	K025	*	37	56T34V5306	N569	*	104	80T17FH5511	R390	*	92	143THTN9026	W501	*	66
56T34D5327	G205	*	43	56T34V5307	N601	*	104	80T17FH5514	R393	*	92	143THTN19033	W502	*	66
56T34D5339	G289	*	43	56T34V5308	N605	*	104	80T34FH5301	R312	*	90	143THTR5326	Y536	*	83
56T34D5340	K048	*	37	56T34V5309	N609	*	104	80T34FH5302	R315	*	90	143THTR15535	Y283	*	82
56T34D5357	B193	*	150	56T34VD5301	N450	*	105	80T34FH5303	R415	*	90	143TTDR4005	E917	*	37
56T34D5364	X251	*	150,159	56T34VD5302	N451	*	105	80T34FH5305	R412	*	90	143TTDR4006	E798	*	37
56T34D5365	J049	*	110	56T34VD5303	N452	*	105	80T34FH5413	R372	*	92	143TTDR4009	E123	*	113
56T34D5366	J050	*	110	56T34WD5301	N453	*	105	80T34FH5416	R375	*	92	143TTDR4010	U129	*	119
56T34D5367	J048	*	110	56T34WD5302	N455	*	105	80T34FH5513	R392	*	92	143TTDR4011	U132	*	119
56T34D5368	J047	*	110	56T34WD5303	N457	*	105	80T34FH5516	R395	*	92	143TTDR4016	E120	*	113
56T34D5369	J051	*	110	56T8O5301	X506	*	142	90LT17FH5326	R319	*	90	143TTDR4017	E122	*	113
56T34D5370	J052	*	110	56T8O5302	X507	*	142,154	90LT17FH5327	R419	*	90	143TTDR4018	U128	*	119
56T34D5371	J053	*	110	56T8O5303	X511	*	142	90LT17FH5419	R378	*	92	143TTDR4019	U131	*	119
56T34D5375	X610	*	171	56T8O5304	X527	*	142	90LT17FH5519	R398	*	92	143TTDR4022	E121	*	113
56T34D6001	U244	*	41	56T8O5306	X528	*	141,154	90LT34FH5301	R321	*	91	143TTDR4023	U130	*	119
56T34F5301	D391	*	53	56T8O5307	X530	*	142	90LT34FH5302	R421	*	91	143TTDR4024	E124	*	113
56T34F5302	D392	*	53	56T8O5531	X529	*	141,154	90LT34FH5420	R379	*	92	143TTDR4025	U133	*	119
56T34F5303	D393	*	53	56T8O15504	X531	*	141,154	90LT34FH5520	R399	*	92	143TTDR4034	E118	*	113
56T34F5304	D394	*	54	63T17FH5326	R301	*	90	90ST11FH5376	R314	*	90	143TTDR4035	E100	*	113
56T34F5305	D395	*	54	63T17FH5327	R401	*	90	90ST11FH5415	R374	*	92	143TTDR4036	U123	*	119
56T34F5306	D396	*	54	63T17FH5402	R361	*	92	90ST11FH5515	R394	*	92	143TTDR4037	U126	*	119
56T34F5308	G569	*	53	63T17FH5502	R381	*	92	90ST17FH5326	R316	*	90	143TTDR4040	E115	*	113
56T34F5321	P102	*	51,111	63T34FH5301	R300	*	90	90ST17FH5327	R416	*	90	143TTDR4041	E117	*	113
56T34F5322	P103	*	51,111	63T34FH5302	R303	*	90	90ST17FH5417	R376	*	92	143TTDR4042	U122	*	119
56T34F5323	P104	*	51,111	63T34FH5303	R400	*	90	90ST17FH5517	R396	*	92	143TTDR4043	U125	*	119
56T34F5324	P105	*	51,111	63T34FH5304	R403	*	90	90ST34FH5301	R318	*	90	143TTDR4046	E119	*	113
56T34F5325	P106	*	51,111	63T34FH5401	R360	*	92	90ST34FH5302	R418	*	90	143TTDR4047	E116	*	113
56T34F5326	P107	*	52,111	63T34FH5404	R363	*	92	90ST34FH5418	R377	*	92	143TTDR4048	U124	*	119
56T34F5328	G308	*	45	63T34FH5501	R380	*	92	90ST34FH5518	R397	*	92	143TTDR4049	U127	*	119
56T34F5333	G309	*	45	63T34FH5504	R383	*	92	100LTFC4501	R351	*	91	143TTDR4051	U418	*	36
56T34F5334	G327	*	45	71T11FH5376	R302	*	90	100LTFC4526	R322	*	91	143TTDR4052	U417	*	36
56T34F5335	G345	*	45	71T11FH5403	R362	*	92	100LTFC4536	R352	*	91	143TTDR4055	U922	*	36
56T34F5336	G363	*	46	71T11FH5503	R382	*	92	100LTFC4576	R320	*	90	143TTDR4061	U416	*	36
56T34F5337	G368	*	46	71T17FH5326	R304	*	90	111A271P101	A960	*	217	143TTDR5307	M103	*	119
56T34F5338	G385	*	46	71T17FH5327	R307	*	90	111A271P111	A961	*	217	143TTDR5309	M303	*	113
56T34F5342	J061	*	111	71T17FH5330	R404	*	90	112A515AKG4	AG228	*	215	143TTDR5310	M304	*	113
56T34F5343	J062	*	111	71T17FH5331	R407	*	90	112A515ASG2	AG229	*	215	143TTDR5313	E783	*	37

Model Number/Catalog Number

MODEL NO.	CAT. NO.	STOCK	PAGE NO.	MODEL NO.	CAT. NO.	STOCK	PAGE NO.	MODEL NO.	CAT. NO.	STOCK	PAGE NO.	MODEL NO.	CAT. NO.	STOCK	PAGE NO.
143TTDR5327	H601	*	36	143TTTN4030	E828	*	48	145THTR5330	Y367		81	145TTDR4303	E105		114
143TTDR5334	M302	*	113	143TTTN6001	E351	*	56	145THTR5376	Y537	*	83	145TTDR4307	E142		114
143TTDR5336	M301	*	113	143TTTN6501	E651	*	61	145THTR15540	Y284	*	82	145TTDR5304	E702	*	37
143TTDR5337	M102		119	143TTTN6502	E463		61	145TTDR4003	E919		37	145TTDR5311	C102	*	43
143TTDR5338	M101		119	143TTTN6505	E851		61	145TTDR4005	U906		37	145TTDR5312	C103	*	43
143TTDR5347	E715	*	36	143TTTN6526	E649	*	61	145TTDR4010	E133		113	145TTDR5313	M307	*	113
143TTDR5348	E901	*	36	143TTTN6530	E666	*	61	145TTDR4011	U141		119	145TTDR5314	M308	*	113
143TTDR5351	E912	*	36	143TTTN6563	E461	*	61	145TTDR4012	U144		119	145TTDR5315	M311	*	114
143TTDR5376	H150	*	36	143TTTN6576	E648	*	61	145TTDR4015	E130		113	145TTDR5316	M312	*	114
143TTDR5401	H180		36	143TTVD5326	N403	*	106	145TTDR4016	E132		113	145TTDR5319	M111	*	120
143TTDR6027	U758	*	41	143TTVR5326	N647	*	103	145TTDR4017	U140		119	145TTDR5325	E784	*	37
143TTDR6028	U245	*	41	143TTVR5327	N650	*	103	145TTDR4018	U143		119	145TTDR5327	H604	*	37
143TTFN6501	E377		61	143TTVR5329	N310	*	102	145TTDR4021	E131		113	145TTDR5332	H607	*	37
143TTFN6502	E378		61	143TTWD4001	N454	*	105	145TTDR4022	E134		113	145TTDR5341	C122	*	43
143TTFN6505	E379		61	143TTWD4002	N456	*	105	145TTDR4023	U142		119	145TTDR5346	M306	*	113
143TTFN6526	E374		61	143TTWD4026	N414	*	105	145TTDR4024	U145		119	145TTDR5348	M305	*	113
143TTFN6563	E375		61	143TTWD5527	N434	*	105	145TTDR4025	E144		114	145TTDR5350	M310	*	113
143TTFN6576	E373		61	143TTWR4028	N626	*	104	145TTDR4034	E102		113	145TTDR5352	M309	*	113
143TTFN8076	H457	*	48	145TBDR5302	I102	*	22	145TTDR4035	E128		113	145TTDR5354	M105	*	119
143TTFN16539	E376		61	145TBDR5303	I145		22	145TTDR4036	U147		119	145TTDR5355	M110		119
143TTFR4001	E832	*	46	145TBDR5304	Z404		112	145TTDR4037	U138		119	145TTDR5356	M109	*	119
143TTFR4003	E830		46	145TBDR5309	Z304	*	99	145TTDR4040	E125		113	145TTDR5377	C150	*	43
143TTFR4005	E834		46	145TBDR5337	I127	*	22,166,177	145TTDR4041	E127		113	145TTDR5384	C162		43
143TTFR4007	U304		117	145TBDR5345	I147	*	25,148	145TTDR4042	U134		119	145TTDR5401	H181	*	36
143TTFR4010	U733	*	54	145TBFR5301	I204		30	145TTDR4043	U137		119	145TTDR5630	E716	*	37
143TTFR4015	U303		117	145TBFR5302	I205		30	145TTDR4046	E136		113	145TTDR5631	E717	*	37
143TTFR4021	U305		117	145TBFR5303	I221	*	30	145TTDR4047	E129		113	145TTDR5632	E902	*	37
143TTFR4026	E950	*	45	145TBFR5305	C282		32	145TTDR4048	U136		119	145TTDR5633	E903	*	37
143TTFR4028	E824		45	145TBFR5306	C284		32	145TTDR4049	U139		119	145TTDR5640	E913	*	37
143TTFR4030	E827	*	45	145TBFR5309	T031	*	179	145TTDR4051	E138		113	145TTDR5646	C163		43
143TTFR4032	U701	*	53	145TBFR5327	I201	*	30	145TTDR4060	E104		113	145TTDR5647	H952		179
143TTFR4034	U301		117	145TBFR5328	Z118	*	95	145TTDR4061	U135		119	145TTDR5665	E914	*	37
143TTFR4040	U300		117	145TBFR5333	I311		178	145TTDR4062	U150		119	145TTDR5701	Y465	*	173
143TTFR4046	U302		117	145TBFR5334	I700	*	30	145TTDR4066	E135		113	145TTDR5702	Y466	*	173
143TTFR5302	C201	*	51	145TBFR5336	I702		178	145TTDR4067	E137		113	145TTDR5703	Y449	*	173
143TTFR5303	M415		117	145TBFR5337	C281		32	145TTDR4068	U146		119	145TTDR5704	Y450		173
143TTFR5327	H664	*	45	145TBFR5341	Z128	*	95	145TTDR4069	U149		119	145TTDR5705	Y451	*	173
143TTFR5329	C220	*	51	145TCDR5328	Z403		112	145TTDR4072	E126		113	145TTDR5706	Y452	*	173
143TTFR5332	M401	*	117	145TCDR5329	Z422		118	145TTDR4073	E139		113	145TTDR6002	U247	*	41
143TTFR5333	C230		51	145TCDR5331	I146	*	25,148	145TTDR4074	U148		119	145TTDR6028	U759	*	41
143TTFR5376	H700	*	45	145TEFR5326	Z615	*	88	145TTDR4075	U151		119	145TTDR6029	U760	*	41
143TTFR5582	E2003	*	59	145TEFR5327	Z616	*	88	145TTDR4076	E728	*	37	145TTDR6039	U246	*	41
143TTFR5642	E2001	*	59	145THEN8034	Y979	*	86	145TTDR4078	E785		36	145TTDR6076	U265	*	41
143TTFR15582	E2103	*	56	145THFR5326	Y523		81	145TTDR4080	E934		37	145TTFN6501	E382		61
143TTFR15642	E2101	*	56	145THFR5329	Y368	*	81	145TTDR4103	U905		37	145TTFN6521	E383		61
143TTFR16001	E2153		56	145THFR5330	Y369	*	81	145TTDR4105	E932		37	145TTFR3002	E2006	*	59
143TTFR16020	E2128		56	145HTN6046	Y551	*	83	145TTDR4110	E143		114	145TTFR4001	E994	*	46
143TTFR16038	E2151	*	56	145HTN6060	Y557	*	83	145TTDR4111	U153		120	145TTFR4005	E840		46
143TTFR16040	E2126	*	56	145HTN8029	Y526	*	85	145TTDR4112	U156		120	145TTFR4007	E843		46
143TTGN1026	U930	*	70	145HTN8037	Y590	*	85	145TTDR4115	E140		114	145TTFR4009	U735	*	54
143TTGN4001	U058	*	73	145HTN8043	Y987	*	87	145TTDR4117	U152		120	145TTFR4011	U310		117
143TTGN4026	U001	*	73	145HTN9001	W511		66	145TTDR4118	U155		120	145TTFR4017	U309		117
143TTGN4030	U020	*	73	145HTN9026	W507	*	66	145TTDR4121	E141		114	145TTFR4023	U311		117
143TTGN4032	U986		73	145HTN9027	W513	*	66	145TTDR4123	U154		120	145TTFR4026	E951	*	46
143TTGN4051	C361	*	75	145HTN9076	W503		66	145TTDR4124	U157		120	145TTFR4027	E952	*	46
143TTGN7020	C301		76	145HTN17034	Y285	*	82	145TTDR4126	U420	*	37	145TTFR4029	E836		46
143TTGN7062	C320	*	76	145HTN19002	W512		66	145TTDR4127	U421		37	145TTFR4032	E845		46
143TTGN7076	H350	*	73	145HTN19033	W514		66	145TTDR4128	U419	*	37	145TTFR4038	E838	*	46
143TTTC4026	E826	*	48	145HTN19045	W508	*	66	145TTDR4130	U923		37	145TTFR4039	E847	*	46
143TTTN4001	E833	*	48	145HTN19079	W638		66	145TTDR4132	U423	*	37	145TTFR4040	U707	*	54
143TTTN4003	E831		48	145HTR5326	Y538	*	83	145TTDR4133	U424	*	37	145TTFR4044	U313		117
143TTTN4005	E835		48	145HTR5328	Y522	*	81	145TTDR4134	U422	*	37	145TTFR4045	U307		117
143TTTN4028	E825		48	145HTR5329	Y366	*	81	145TTDR4136	U924		37	145TTFR4046	U703		54

Index

Model Number/Catalog Number

MODEL NO.	CAT. NO.	STOCK	PAGE NO.	MODEL NO.	CAT. NO.	STOCK	PAGE NO.	MODEL NO.	CAT. NO.	STOCK	PAGE NO.	MODEL NO.	CAT. NO.	STOCK	PAGE NO.
145TFR4048	U306		117	145TTN4032	U601		48	161L197ABG11	A959	*	217	182TTDR5327	L102	*	38
145TFR4050	U312		117	145TTN4035	E839	*	48	161L198AAG9	A956	*	217	182TTDR5336	M360	*	114
145TFR4052	U705		54	145TTN4040	E848	*	48	161L198AAG10	A957	*	217	182TTDR5337	M361	*	114
145TFR4054	U308		117	145TTN4076	E829	*	48	161L210AAP1	AG697	*	217	182TTDR5338	M170	*	120
145TFR4058	U704	*	54	145TTN4080	U672	*	48	161L528AAG1	AG234	*	216	182TTDR5339	M171		120
145TFR4070	U706		54	145TTN6001	E353	*	57	180LTFC4538	R343	*	91	182TTDR7211	Y409	*	173
145TFR4076	E979	*	45	145TTN6501	E653	*	61	180LTFC4588	R338	*	91	182TTDR7325	M315	*	114
145TFR4126	U708		54	145TTN6505	E852		61	180MTFC4511	R342	*	91	182TTDR7350	M314	*	114
145TFR4128	U314		117	145TTN6521	E466		61	180MTFC4536	R340	*	91	182TTDR7411	Y467	*	173
145TFR5302	C202	*	51	145TTN6526	E652	*	61	182TBRF5301	I206	*	30	182TTDR7413	Y453	*	173
145TFR5303	M403	*	117	145TTN6527	E654	*	62	182TBRF5326	I212	*	30	182TTDR7601	M316	*	114
145TFR5307	C236	*	52	145TTN6529	E667		61	182TCDR7001	I103	*	22	182TTDR7605	M114	*	120
145TFR5310	M418	*	117	145TTN6530	E668		62	182TCDR7026	I112	*	22	182TTDR8067	C123	*	43
145TFR5328	H665	*	46	145TTN6576	E650	*	61	182TCDR7074	Z405	*	112	182TTDW4001	E1704	*	38
145TFR5330	H666	*	46	145TTN6584	E462		61	182TCDR7318	Z406	*	112	182TTDW4002	E1107		114
145TFR5332	C221	*	51	145TTN6834	E464	*	61	182TCDR8007	C173		27	182TTDW4027	E1904	*	38
145TFR5336	M402	*	117	145TTN6835	E467	*	62	182TCDR17079	I141		21	182TTDW4030	E1915	*	38
145TFR5338	M404	*	117	145TTN18531	S503		175	182TCDW7001	I1103	*	22	182TTDW4033	E1106		114
145TFR5340	C231		51	145TTN18532	S553		175	182TCDW7013	Z1309		99	182TTDW4036	E1147		114
145TFR5341	C232		51	145TTN18577	S501		175	182TCDW7026	I1112	*	22	182TTDW4048	U1162		120
145TFR5344	C260		52	145TTR5301	N652		103	182TCDW7074	Z1405	*	112	182TTDW4074	U1425	*	38
145TFR5359	C403	*	94	145TTR5302	N610	*	104	182TCDW7318	Z1406	*	112	182TTDW4075	U1925		38
145TFR5360	C401	*	94	145TTR5326	N607	*	104	182TCDW7354	Z1424		118	182TTDW4076	E1729	*	37
145TFR5378	C250	*	51	145TTWD4001	N458		105	182TCDW8005	Z1425		118	182TTDW4083	E1799	*	37
145TFR5382	C400		94	145TTWD4026	N404		106	182TCDW17079	I1141		21	182TTDW4104	E1933		38
145TFR6033	E2004	*	59	145TTWD4027	N405	*	106	182TCFR7072	Z119	*	95	182TTDW4106	U1908		38
145TFR6035	E2007	*	59	145TTWD4029	N418	*	105	182TCFR9061	Z112	*	96	182TTDW4108	U1402	*	44
145TFR6078	E2002	*	59	145TTWD5528	N438	*	105	182TCFW7072	Z1119	*	95	182TTDW4111	E1153		114
145TFR13002	E2106	*	57	145TWR4001	N613	*	104	182TCFW9061	Z1112	*	96	182TTDW4113	U1168		120
145TFR16001	E2156		57	145TWR4026	N612	*	104	182TEFR5326	Z617	*	88	182TTDW4116	E1150		114
145TFR16020	E2131		57	145TWR4027	N312	*	102	182THES8048	Y980	*	86	182TTDW4117	E1152		114
145TFR16033	E2104	*	56	145TWR4029	N321	*	102	182THFR5326	Y530		82	182TTDW4118	U1164		120
145TFR16035	E2107	*	57	145TWR5301	N655	*	103	182THFR5329	Y370	*	82	182TTDW4119	U1167		120
145TFR16038	E2154	*	56	145TWR5326	N654	*	103	182THFR5330	Y371		82	182TTDW4122	E1151		114
145TFR16039	E2157	*	57	160LTFC4513	R339	*	91	182THFR7729	Y999	*	82	182TTDW4123	E1154		114
145TFR16040	E2129	*	56	160LTFC4538	R337	*	91	182THFR7730	Y270	*	82	182TTDW4124	U1166		120
145TFR16045	E2132	*	57	160LTFC4588	R335	*	91	182THFS19101	W504		66	182TTDW4125	U1169		120
145TFR16072	E2152		56	160MTFC4511	R333	*	91	182THFW7729	Y1999	*	82	182TTDW4135	E1148		114
145TFR16078	E2102		56	160MTFC4512	R336	*	91	182THFW7730	Y1270	*	82	182TTDW4136	U1159		120
145TFR16080	E2127		56	160MTFC4536	R334	*	91	182THL7726	Y541	*	83	182TTDW4140	E1145		114
145TTGN1001	U935		70	160MTFC4586	R332	*	91	182THL7736	Y558	*	83	182TTDW4142	U1158		120
145TTGN1026	U933	*	70	161L110AA1	AG195	*	213	182THL17041	Y286	*	82	182TTDW4143	U1161		120
145TTGN1027	U936	*	70	161L110AA4	A518	*	213	182THS8028	Y527	*	85	182TTDW4146	E1146		114
145TTGN1076	U931		70	161L113AAG1	AG109	*	212	182THS8048	Y988	*	87	182TTDW4147	E1149		114
145TTGN4001	U059	*	73	161L113AAG2	AG110	*	212	182THS9001	W517		66	182TTDW4148	U1160		120
145TTGN4026	U002	*	73	161L113AAG3	AG111	*	212	182THS9026	W519	*	66	182TTDW4149	U1163		120
145TTGN4027	U003	*	73	161L113AAG4	AG112	*	212	182THS9076	W509	*	66	182TTDW4156	U1426	*	38
145TTGN4032	C362	*	75	161L113AAG5	AG113	*	212	182THS19033	W520		66	182TTDW4811	U1165		120
145TTGN4035	U021	*	73	161L113AAG6	AG114	*	212	182THW7726	Y1998		82	182TTDW6001	U1248	*	41
145TTGN4040	U022	*	73	161L113AAG9	AG115	*	212	182TTDB4026	E718	*	38	182TTDW6030	E1930	*	41
145TTGN4049	C363	*	75	161L113ADG1	AG125	*	212	182TTDB7325	M1315	*	114	182TTDW6076	U1266	*	41
145TTGN4050	U988		73	161L113ADG3	AG127	*	212	182TTDB7350	M1314	*	114	182TTDW7095	H1679		37
145TTGN4051	U987		73	161L113ADG4	AG128	*	212	182TTDB7355	M313	*	114	182TTDW7101	H1182		37
145TTGN4076	U039	*	73	161L113ADG5	AG129	*	212	182TTDB7601	M1316	*	114	182TTDW7203	Y1485		173
145TTGN7022	C302		76	161L113ADG14	AG130	*	212	182TTDR4001	E704	*	38	182TTDW7211	Y1409	*	173
145TTGN7337	C321	*	76	161L131AB-G1	A277	*	214	182TTDR4074	U425	*	38	182TTDW7356	M1113		120
145TTGN7338	C322	*	76	161L185AAG1	AG212	*	207	182TTDR4076	E729	*	37	182TTDW7411	Y1467	*	173
145TTTC4026	E837	*	48	161L186AAG1	AG215	*	208	182TTDR4083	E799	*	37	182TTDW7412	Y1484	*	173
145TTTC4027	E846	*	48	161L187BAG1	A534	*	207	182TTDR4108	U402	*	44	182TTDW7413	Y1453	*	173
145TTTN4001	E842	*	48	161L187BCG1	A535	*	207	182TTDR4156	U426	*	38	182TTDW7605	M1114	*	120
145TTTN4003	E841		48	161L188BAG1	A536	*	208	182TTDR5303	M362	*	114	182TTDW8067	C1123	*	43
145TTTN4005	E844		48	161L188BCG1	A537	*	208	182TTDR5304	M363	*	114	182TTDW8204	C1104	*	43
145TTTN4030	U606		48	161L197ABG1	A958	*	217	182TTDR5305	M172		120	182TTDW8353	H1953		179

Index

Model Number/Catalog Number

INDEX

MODEL NO.	CAT. NO.	STOCK	PAGE NO.	MODEL NO.	CAT. NO.	STOCK	PAGE NO.	MODEL NO.	CAT. NO.	STOCK	PAGE NO.	MODEL NO.	CAT. NO.	STOCK	PAGE NO.
182TTDW8652	M1801		132	182TTFW16076	E2105	*	56	184TBFR7070	Z114	*	96	184TTDR7325	M320	*	114
182TTDW8724	M1803		132	182TTFW16080	E2130		56	184TBFR7315	Z433	*	112	184TTDR7358	M115	*	120
182TTFB4026	E953	*	46	182TTFW17043	M1876		134	184TBFR7701	I223	*	30	184TTDR7604	M116	*	120
182TTFC4026	U607	*	48	182TTGS1001	U938		70	184TBFR7726	I214	*	30	184TTDR7611	Y302	*	99
182TTFR4001	E967	*	46	182TTGS1026	U939	*	70	184TBFR7737	Z121	*	95	184TTDR7612	Y303	*	99
182TTFR4005	U603		46	182TTGS1076	U934		70	184BFW7034	I1315	*	32,95,178	184TTDR7627	H613	*	38
182TTFR4007	U737		54	182TTGS4001	U060	*	73	184BFW7041	I1314	*	32,95,178	184TTDR8329	C124	*	43
182TTFR4013	U736		54	182TTGS4026	U004	*	73	184BFW7070	Z1114	*	96	184TTDR9040	H954	*	179
182TTFR4040	U608	*	46	182TTGS4030	U023	*	73	184BFW7315	Z1433	*	112	184TTDR9308	C105	*	43
182TTFR4042	U710		54	182TTGS4036	C368		75	184BFW7701	I1223	*	30	184TTDW4001	E1705	*	38
182TTFR4076	E982	*	46	182TTGS4041	U989		73	184BFW7726	I1214	*	30	184TTDW4002	E1109		114
182TTFR4320	C381	*	54	182TTGS4069	C364	*	75	184BFW7737	Z1121	*	95	184TTDW4027	E1905	*	38
182TTFR4340	C382	*	54	182TTGS4076	U040	*	73	184BFW17044	I1213	*	30	184TTDW4030	E1916	*	38
182TTFR4345	C383	*	54	182TTGS7068	C323	*	76	184BFW17045	Z1120	*	95	184TTDW4034	E1108		114
182TTFR5302	M405	*	117	182TTGS7315	C303	*	76	184TCDR7001	I104	*	22	184TTDW4076	E1730	*	37
182TTFR5327	L633	*	46	182TTTL7034	C405	*	94	184TCDR7011	Z408	*	112	184TTDW4103	E1937		38
182TTFR5330	M422	*	117	182TTTS6001	E216	*	57	184TCDR7026	I113	*	22	184TTDW4105	E1938		38
182TTFR6001	E2009	*	59	182TTTS6030	E303	*	57	184TCDR7047	Z407	*	112	184TTDW4107	U1404	*	44
182TTFR6026	E2010	*	59	182TTTS6501	E601	*	62	184TCDR7076	I142		22	184TTDW4110	E1163		114
182TTFR6076	E2005	*	59	182TTTS6505	E853		62	184TCDR7615	Z305	*	99	184TTDW4111	U1177		120
182TTFR7094	C251		51	182TTTS6526	E616	*	62	184TCDR7617	Z306	*	99	184TTDW4112	U1180		120
182TTFR7325	C203	*	52	182TTTS6530	E669	*	62	184TCDR7909	Z427	*	118	184TTDW4115	E1160		114
182TTFR7634	C223	*	52	182TTTS6538	E470	*	62	184TCDW7026	I1113	*	22	184TTDW4116	E1162		114
182TTF54001	U602	*	48	182TTTS6576	E632	*	61	184TCDW7047	Z1407	*	112	184TTDW4117	U1176		120
182TTF54005	U604		48	182TTTS6578	E465		61	184TCDW7076	I1142		22	184TTDW4118	U1179		120
182TTF54030	U609	*	48	182TTTS18532	S506		175	184TCDW7615	Z1305	*	99	184TTDW4121	E1161		114
182TTF54076	E823	*	48	182TTWD14031	N406	*	106	184TCDW7617	Z1306	*	99	184TTDW4122	E1164		114
182TTF54557	U867		60	182TTWW4026	N1614	*	104	184TCDW7626	Z1426		118	184TTDW4123	U1178		120
182TTF56501	E390		62	182TTWW4027	N1314	*	102	184TCDW9627	C1174		27	184TTDW4124	U1181		120
182TTF56505	E392		62	182TTWW7026	N1656	*	103	184TCFR7061	Z120	*	95	184TTDW4132	U1403		44
182TTF56576	E380		61	182UTTS4001	P415		167	184TCFR7726	I213	*	30	184TTDW4135	E1158		114
182TTF58101	L409	*	48	182UTTS4026	P412		167	184TCFR9057	Z113	*	96	184TTDW4136	U1171		120
182TTFW4001	E1967	*	46	182UTTS4027	P512		169	184TCF9057	Z1113	*	96	184TTDW4140	E1155		114
182TTFW4005	U1603		46	182UTTS4028	P612		169	184THFR7726	Y372	*	82	184TTDW4141	E1157		114
182TTFW4007	U1737		54	182UTTS8026	P312		167	184THFR7736	Y373	*	82	184TTDW4143	U1173		120
182TTFW4009	U1316		117	184TBDR5301	Z504		166	184THFS9001	W523	*	67	184TTDW4142	U1170		120
182TTFW4013	U1736		54	184TBDR5326	Z502	*	166	184THFS9026	W525	*	67	184TTDW4146	E1156		114
182TTFW4015	U1315		117	184TBDR7009	Z307	*	99	184THFS9030	W526	*	67	184TTDW4147	E1159		114
182TTFW4021	U1317		117	184TBDR7026	I114	*	22,166	184THFS19006	W524		67	184TTDW4148	U1172		120
182TTFW4038	U1605		46	184TBDR7375	I119		166,177	184THFW7726	Y1372	*	82	184TTDW4149	U1175		120
182TTFW4040	U1608	*	46	184TBDR7628	I305		177	184THFW7736	Y1373	*	82	184TTDW4153	U1427	*	38
182TTFW4042	U1710		54	184TBDR7630	I130	*	177	184HTL7726	Y543	*	83	184TTDW4166	U1428	*	38
182TTFW4044	U1319		117	184TBDR7631	I128	*	177	184HTL7736	Y559	*	83	184TTDW4178	E1918		37
182TTFW4056	U1320		117	184TBDR7632	I131	*	177	184HTL7776	Y540	*	83	184TTDW6001	U1249	*	41
182TTFW4076	E1982	*	46	184TBDR7634	I308		177	184HTL17038	Y287	*	82	184TTDW6031	E1931	*	41
182TTFW4320	C1381	*	54	184TBDR7656	Z506		166	184HTS8028	Y564	*	85	184TTDW6076	U1267	*	41
182TTFW4340	C1382	*	54	184TBDW7001	I1108	*	22,166	184HTS8056	Y989	*	87	184TTDW7101	H1183		37
182TTFW4345	C1383	*	54	184TBDW7009	Z1307	*	99	184HTS9076	W515		66	184TTDW7209	Y1487		173
182TTFW6001	E2009	*	59	184TBDW7026	I1114	*	22,166	184TTDB4026	E719	*	38	184TTDW7215	Y1412	*	173
182TTFW6026	E2010	*	59	184TBDW7324	Z1313		99	184TTDB7322	M1319	*	114	184TTDW7230	Y1468	*	173
182TTFW6076	E2005	*	59	184TBDW7369	Z1124		138	184TTDB7325	M1320	*	114	184TTDW7286	Y1454	*	173
182TTFW7094	C1251		51	184TBDW7375	I1119		166,177	184TTDB7356	M318	*	114	184TTDW7287	Y1486	*	173
182TTFW7325	C1203	*	52	184TBDW7628	I1305		177	184TTDB7357	M317	*	114	184TTDW7358	M1115	*	120
182TTFW7634	C1223	*	52	184TBDW7630	I1130	*	177	184TTDR4001	E705	*	38	184TTDW7379	C1152		43
182TTFW7757	M1406		117	184TBDW7631	I1128	*	177	184TTDR4076	E730	*	37	184TTDW7604	M1116	*	120
182TTFW9317	M1875		134	184TBDW7632	I1131	*	177	184TTDR4107	U404	*	44	184TTDW7611	Y1302		99
182TTFW16001	E2109	*	57	184TBDW7634	I1308		177	184TTDR4153	U427	*	38	184TTDW7612	Y1303	*	99
182TTFW16002	E2159		57	184TBDW7656	Z1506		166	184TTDR4166	U428	*	38	184TTDW7625	H1615		38
182TTFW16020	E2134		57	184TBDW17007	Z1408	*	112	184TTDR7215	Y412	*	173	184TTDW7627	H1613	*	38
182TTFW16026	E2110	*	57	184TBDW17008	I1104	*	22	184TTDR7230	Y468	*	173	184TTDW8039	M1163		120
182TTFW16038	E2160	*	57	184TBDW17011	Z1427	*	118	184TTDR7286	Y454	*	173	184TTDW8329	C1124	*	43
182TTFW16040	E2135	*	57	184TBFR7034	I315	*	32,95,178	184TTDR7287	Y486	*	173	184TTDW9040	H1954	*	179
182TTFW16072	E2155		56	184TBFR7041	I314	*	32,95,178	184TTDR7322	M319	*	114	184TTDW9308	C1105	*	43

Index

Model Number/Catalog Number

MODEL NO.	CAT. NO.	STOCK	PAGE NO.	MODEL NO.	CAT. NO.	STOCK	PAGE NO.	MODEL NO.	CAT. NO.	STOCK	PAGE NO.	MODEL NO.	CAT. NO.	STOCK	PAGE NO.
184TTDW9639	M1804	*	132	184TTFW8641	C1224	*	52	213TBFW7001	I224	*	30	213TTDW4070	U429	*	38
184TTFB4026	E954	*	47	184TTFW8914	M1216	*	122	213TBFW7010	Z434	*	112	213TTDW4071	U926	*	38
184TTFC4026	U618	*	48	184TTFW8915	M1416	*	117	213TBFW7026	I216	*	30	213TTDW4076	E731	*	38
184TTFR4001	E963	*	47	184TTFW9341	M1879	*	134	213TBFW7027	Z117	*	96	213TTDW4078	U907	*	38
184TTFR4007	U739	*	54	184TTFW16001	E2112	*	57	213TCDW7001	I105	*	22,166	213TTDW4315	U432	*	44
184TTFR4013	U738	*	54	184TTFW16002	E2162	*	57	213TCDW7002	Z410	*	112	213TTDW7021	C106	*	43
184TTFR4044	U713	*	54	184TTFW16020	E2137	*	57	213TCDW7003	Z429	*	118	213TTDW7022	M323	*	115
184TTFR4076	E995	*	46	184TTFW16026	E2113	*	57	213TCDW7026	I117	*	22	213TTDW7023	M324	*	115
184TTFR4320	C385	*	54	184TTFW16038	E2163	*	57	213TCDW7027	Z409	*	112	213TTDW7024	M118	*	121
184TTFR4340	C386	*	54	184TTFW16040	E2138	*	57	213TCDW7028	Z428	*	118	213TTDW7025	M166	*	121
184TTFR4345	C387	*	54	184TTFW16072	E2158	*	57	213TCDW7076	I143	*	22	213TTDW7028	H616	*	38
184TTFR4380	C380	*	54	184TTFW16076	E2108	*	57	213THES8053	Y981	*	86	213TTDW7046	C125	*	43
184TTFR5302	M423	*	117	184TTFW16080	E2133	*	57	213THFS8028	Y595	*	85	213TTDW7048	M322	*	115
184TTFR6001	E2012	*	59	184TTGS1001	U941	*	70	213THFS9026	W532	*	67	213TTDW7049	M117	*	120
184TTFR6026	E2013	*	59	184TTGS1026	U942	*	70	213THFS9030	W533	*	67	213TTDW7050	M165	*	120
184TTFR6076	E2008	*	59	184TTGS1076	U937	*	70	213THFS9076	W521	*	66	213TTDW7053	H955	*	179
184TTFR7082	C252	*	51	184TTGS4001	U061	*	73	213THFW7726	Y994	*	82	213TTDW7059	M807	*	132
184TTFR7727	H668	*	47	184TTGS4026	U005	*	73	213THFW7736	Y995	*	82	213TTDW7089	M802	*	132
184TTFR7760	M408	*	117	184TTGS4030	U024	*	73	213THHL7726	Y545	*	83	213TTDW7101	H184	*	37
184TTFR8617	C238	*	52	184TTGS4037	C369	*	75	213THHL7736	Y560	*	83	213TTDW7201	Y489	*	173
184TTFR8641	C224	*	52	184TTGS4044	U990	*	73	213THHL7776	Y542	*	83	213TTDW7202	Y488	*	173
184TTFR8914	M216	*	122	184TTGS4075	C365	*	75	213THTS8038	Y565	*	85	213TTFB40026	E1955	*	47
184TTFR8915	M416	*	117	184TTGS4076	U041	*	73	213THTS8071	Y990	*	87	213TTFC4026	U629	*	48
184TTFS4001	U613	*	48	184TTGS7072	C324	*	76	213THTS9001	W530	*	67	213TTFC4076	U610	*	48
184TTFS4005	U615	*	48	184TTGS7313	C304	*	76	213THTS19005	W531	*	67	213TTFS4001	U624	*	48
184TTFS4030	U620	*	48	184TTTL7041	C406	*	94	213TTDBA4026	E720	*	38	213TTFS4005	U671	*	48
184TTFS4076	E849	*	48	184TTTL7083	C404	*	94	213TTDBA4028	E906	*	38	213TTFS4030	U631	*	48
184TTFS4555	U868	*	60	184TTTL7084	C402	*	94	213TTDBA7022	M1323	*	115	213TTFS4550	U869	*	60
184TTFS6501	E602	*	62	184TTTS6576	E633	*	62	213TTDBA7047	M321	*	115	213TTFS6501	E396	*	62
184TTFS6505	E655	*	62	184TTTS6582	E468	*	62	213TTDBA7048	M1322	*	115	213TTFS6526	E618	*	62
184TTFS6526	E617	*	62	184TTTS18577	S504	*	175	213TTDC6001	U764	*	41	213TTFS6530	E671	*	62
184TTFS6530	E670	*	62	184TTTS18578	S554	*	175	213TTDC6026	U763	*	41	213TTFS6531	E476	*	62
184TTFS6576	E388	*	62	184TTWD14031	N407	*	106	213TTDC6076	U268	*	41	213TTFS6576	E634	*	62
184TTFS6810	E472	*	62	184TTWW4001	N1615	*	104	213TTDW4001	E706	*	38	213TTFS6594	E471	*	62
184TTFS6844	E473	*	62	184TTWW4003	N1317	*	102	213TTDW4003	E939	*	38	213TTFS7238	Y381	*	172
184TTFS7290	Y380	*	172	184TTWW4004	N1315	*	102	213TTDW4007	E174	*	115	213TTFS8103	L411	*	48
184TTFS8102	L410	*	48	184TTWW4026	N1616	*	104	213TTDW4008	E172	*	115	213TTFW4001	E972	*	47
184TTFW4001	E1963	*	47	184TTWW4027	N1316	*	102	213TTDW4009	E170	*	115	213TTFW4003	U622	*	47
184TTFW4003	U1611	*	47	184TTWW7001	N1657	*	103	213TTDW4010	E171	*	115	213TTFW4005	U625	*	47
184TTFW4005	U1614	*	47	184TTWW7026	N1658	*	103	213TTDW4011	U188	*	121	213TTFW4007	U740	*	55
184TTFW4007	U1739	*	54	184UTFS4001	P419	*	167	213TTDW4012	U190	*	121	213TTFW4008	U742	*	55
184TTFW4009	U1322	*	117	184UTFS4002	P423	*	167	213TTDW4013	U191	*	121	213TTFW4009	U327	*	117
184TTFW4013	U1738	*	54	184UTFS4004	P520	*	170	213TTDW4014	U193	*	121	213TTFW4010	U331	*	117
184TTFW4021	U1323	*	117	184UTFS4026	P420	*	167	213TTDW4022	E111	*	115	213TTFW4011	U328	*	122
184TTFW4038	U1616	*	47	184UTFS4027	P518	*	170	213TTDW4023	E173	*	115	213TTFW4012	U332	*	122
184TTFW4040	U1619	*	47	184UTFS4028	P616	*	169	213TTDW4024	U189	*	121	213TTFW4020	U741	*	55
184TTFW4042	U1325	*	117	184UTFS8026	P320	*	167	213TTDW4025	U192	*	121	213TTFW4022	U329	*	117
184TTFW4044	U1713	*	54	184UTTS4026	P416	*	167	213TTDW4030	E758	*	38	213TTFW4024	U330	*	122
184TTFW4056	U1326	*	117	184UTTS4027	P515	*	169	213TTDW4033	E167	*	115	213TTFW4026	E955	*	47
184TTFW4076	E1995	*	46	184UTTS4028	P614	*	169	213TTDW4037	U186	*	120	213TTFW4028	U627	*	47
184TTFW4320	C1385	*	54	184UTTS4076	P413	*	167	213TTDW4038	E169	*	115	213TTFW4030	U630	*	47
184TTFW4340	C1386	*	54	184UTTS4077	P513	*	169	213TTDW4039	U184	*	120	213TTFW4038	U335	*	117
184TTFW4345	C1387	*	54	184UTTS4078	P417	*	167	213TTDW4041	E166	*	115	213TTFW4045	U716	*	55
184TTFW4380	C1380	*	54	184UTTS4079	P516	*	169	213TTDW4042	E165	*	115	213TTFW4047	U334	*	117
184TTFW6001	E2012	*	59	184UTTS4080	P613	*	169	213TTDW4044	U182	*	120	213TTFW4076	E980	*	46
184TTFW6026	E2013	*	59	184UTTS4081	P615	*	169	213TTDW4045	U405	*	44	213TTFW4320	C389	*	55
184TTFW6076	E2008	*	59	184UTTS8026	P316	*	167	213TTDW4047	E110	*	115	213TTFW4340	C390	*	55
184TTFW7082	C1252	*	51	184UTTS8076	P313	*	167	213TTDW4048	E168	*	115	213TTFW4345	C391	*	55
184TTFW7727	H1668	*	47	200LTFC4511	R345	*	91	213TTDW4049	U183	*	120	213TTFW4380	C384	*	54
184TTFW7760	M1408	*	117	200LTFC4513	R348	*	91	213TTDW4051	U185	*	120	213TTFW6001	E2015	*	59
184TTFW7908	M1407	*	117	200LTFC4538	R346	*	91	213TTDW4052	U187	*	120	213TTFW6026	E2016	*	59
184TTFW8002	C1204	*	52	200LTFC4588	R341	*	91	213TTDW4054	U430	*	38	213TTFW6076	E2011	*	59
184TTFW8617	C1238	*	52	200LTFC4589	R344	*	91	213TTDW4062	U431	*	39	213TTFW7007	C205	*	52

Index

Model Number/Catalog Number

INDEX

MODEL NO.	CAT. NO.	STOCK	PAGE NO.	MODEL NO.	CAT. NO.	STOCK	PAGE NO.	MODEL NO.	CAT. NO.	STOCK	PAGE NO.	MODEL NO.	CAT. NO.	STOCK	PAGE NO.
213TTFW7008	M881		134	215TBFW7044	Z116	*	96	215TTDW7024	M120	*	121	215TTFW7022	M417	*	118
213TTFW7022	M409		117	215TCDW7002	Z412	*	112	215TTDW7025	M168		121	215TTFW7024	M217		122
213TTFW7028	H669	*	47	215TCDW7003	Z308	*	99	215TTDW7028	H619	*	39	215TTFW7028	H670	*	47
213TTFW7046	C225	*	52	215TCDW7004	Z431	*	118	215TTDW7044	M810		132	215TTFW7044	M885		134
213TTFW7047	M410	*	117	215TCDW7012	Z314		99	215TTDW7046	C126		43	215TTFW7046	C226	*	52
213TTFW7083	M877		134	215TCDW17002	I106	*	22	215TTDW7048	M326	*	115	215TTFW7047	M412	*	118
213TTFW7096	C253		52	215THFS8029	Y596	*	85	215TTDW7049	M119	*	121	215TTFW7088	M880		134
213TTFW16001	E2115	*	57	215THFS9001	W537	*	67	215TTDW7050	M167		121	215TTFW7096	C254		52
213TTFW16020	E2140		57	215THFS9026	W539	*	67	215TTDW7053	H956	*	179	215TTFW7302	C206	*	52
213TTFW16026	E2116	*	57	215THFS9076	W527	*	67	215TTDW7101	H185		38	215TTFW7303	M411	*	118
213TTFW16040	E2141	*	57	215THFS9101	W522		66	215TTDW7201	Y491		173	215TTFW7317	M884		134
213TTFW16072	E2161		57	215THFS19006	W538		67	215TTDW7203	Y415	*	173	215TTFW16001	E2118	*	57
213TTFW16076	E2111	*	57	215THFS19033	W540	*	67	215TTDW7204	Y455	*	173	215TTFW16020	E2143		57
213TTFW16080	E2136		57	215THFS19077	W528		67	215TTDW7205	Y469	*	173	215TTFW16026	E2119	*	57
213TTGS1001	U944	*	70	215THFW7726	Y996	*	82	215TTDW7301	Y304	*	99	215TTFW16040	E2144	*	57
213TTGS1026	U945	*	70	215THFW7736	Y997		82	215TTDW7376	Y201		176	215TTFW16072	E2164		57
213TTGS1076	U940	*	70	215HTL7726	Y547	*	83	215TTDW7377	Y202	*	176	215TTFW16076	E2114	*	57
213TTGS4001	U062	*	73	215HTL7736	Y561	*	83	215TTDW7380	M805		132	215TTFW16080	E2139		57
213TTGS4026	U006	*	73	215HTL7776	Y544	*	83	215TTDW7612	M813		132	215TTGS1001	U947	*	70
213TTGS4028	C366	*	75	215HTS8038	Y566	*	85	215TTDW17206	Y490		173	215TTGS1026	U948	*	70
213TTGS4030	U025	*	73	215HTS8071	Y991	*	87	215TTFBA4026	E1956	*	47	215TTGS1076	U943	*	70
213TTGS4036	C370		75	215TTDBA4026	E721	*	39	215TTFC4026	U639	*	49	215TTGS4001	U063	*	74
213TTGS4040	U991		73	215TTDBA7022	M1327	*	115	215TTFC4076	U621	*	48	215TTGS4026	U007	*	74
213TTGS4076	U042	*	73	215TTDBA7047	M325	*	115	215TTFS4001	U636	*	49	215TTGS4028	C367	*	75
213TTGS7067	C325	*	76	215TTDC6001	U766	*	41	215TTFS4005	U637		49	215TTGS4030	U026	*	74
213TTGS14015	C305	*	76	215TTDC6026	U765	*	41	215TTFS4030	U641	*	49	215TTGS4039	U992		74
213TTTL7034	C407	*	94	215TTDC6076	U269	*	41	215TTFS4546	U870	*	60	215TTGS4049	C371		75
213TTTS6001	E218	*	57	215TTDW4001	E707	*	39	215TTFS6030	E306		57	215TTGS4076	U043	*	73
213TTTS6501	E603	*	62	215TTDW4003	E788	*	39	215TTFS6501	E604	*	62	215TTGS7065	C326	*	76
213TTTS6502	E475	*	62	215TTDW4007	E184		115	215TTFS6505	E657		62	215TTGS14020	C306	*	76
213TTTS6505	E656	*	62	215TTDW4008	E180		115	215TTFS6526	E619	*	62	215TTTL7050	C408	*	94
213TTTS17077	S507		175	215TTDW4009	E181		115	215TTFS6527	E479	*	62	215TTTS17077	S510	*	175
213TTTS17078	S557		175	215TTDW4010	E182		115	215TTFS6530	E672	*	62	215TTTS17078	S560	*	175
213TTWD14031	N408	*	106	215TTDW4011	U200		121	215TTFS6576	E635	*	62	215TTWD14031	N409	*	106
213TTWR4002	N617	*	104	215TTDW4012	U202		121	215TTFS6580	E683		62	215TTWR4026	N619	*	104
213TTWR4026	N618	*	104	215TTDW4013	U203		121	215TTFS6807	E478	*	62	215TTWR4027	N319	*	102
213TTWR4027	N318	*	102	215TTDW4014	U205		121	215TTFS6881	E474	*	62	215TTWR7026	N661	*	103
213TTWR7001	N659	*	103	215TTDW4022	E113		115	215TTFS7290	Y382	*	172	215UTFS4001	P431	*	167
213TTWR7026	N660	*	103	215TTDW4023	E183		115	215TTFS8101	L421	*	48	215UTFS4026	P428		167
213UTFS4001	P427		167	215TTDW4024	U201		121	215TTFW4001	E969	*	47	215UTFS4027	P524		170
213UTFS4026	P424		167	215TTDW4025	U204		121	215TTFW4003	U634		47	215UTFS4028	P620		169
213UTFS4027	P521		170	215TTDW4028	E907	*	38	215TTFW4005	E821		47	215UTFS4076	P425		167
213UTFS4028	P618		169	215TTDW4030	E759	*	39	215TTFW4007	U670	*	47	215UTFS4078	P522		170
213UTFS4076	P421		167	215TTDW4032	E179		115	215TTFW4013	U743		55	215UTFS4079	P619		169
213UTFS4078	P519		170	215TTDW4041	E175		115	215TTFW4014	U336		118	215UTFS8026	P328		167
213UTFS4079	P617		169	215TTDW4042	E176		115	215TTFW4015	U338		118	215UTFS8076	P325		167
213UTFS8076	P321		167	215TTDW4043	E177		115	215TTFW4020	U744		55	225MTFC4586	R347	*	91
215TBDWR361	Z125		138	215TTDW4044	U194		121	215TTFW4022	U337		118	225STFC4526	R349	*	91
215TBDW7013	Z315		99	215TTDW4047	E112		115	215TTFW4028	E822		47	250MTFC4586	R350	*	91
215TBDW7026	I115	*	22,166	215TTDW4048	E178		115	215TTFW4030	U640	*	47	254THEN8058	Y982	*	86
215TBDW7027	Z413	*	112	215TTDW4049	U195		121	215TTFW4033	U718		55	254THEN8059	Y983	*	86
215TBDW7028	I116	*	22,166	215TTDW4050	U198		121	215TTFW4035	U339		118	254THFNA8038	Y597	*	85
215TBDW7029	Z411	*	112	215TTDW4051	U196		121	215TTFW4036	U341		118	254THFNA9001	W544	*	67
215TBDW7030	Z432		118	215TTDW4052	U199		121	215TTFW4047	U340		118	254THFNA9026	W546	*	67
215TBDW7045	Z430		118	215TTDW4053	U197		121	215TTFW4076	E970	*	47	254THFNA9030	W547		67
215TBDW7079	I144		22	215TTDW4076	E732	*	38	215TTFW4320	C392	*	55	254THFNA9076	W534	*	67
215TBDW7362	Z126		138	215TTDW4078	E935	*	38	215TTFW4340	C393	*	55	254THFNA9101	W529		67
215TBFW7001	I225	*	30	215TTDW4080	E936		38	215TTFW4345	C394		55	254THTL5726	Y549	*	83
215TBFW7010	Z435	*	112	215TTDW4315	U435		44	215TTFW4380	C388	*	54	254THTL5736	Y562	*	83
215TBFW7026	I215	*	30	215TTDW4335	U433		44	215TTFW6001	E2018	*	59	254THTL5776	Y546	*	83
215TBFW7027	I217	*	30	215TTDW7003	H621	*	39	215TTFW6026	E2019	*	59	254THTNA8058	Y509	*	85
215TBFW7028	Z115	*	96	215TTDW7022	M327	*	115	215TTFW6076	E2014	*	59	254THTNA8071	Y992	*	87
215TBFW7029	Z122	*	95	215TTDW7023	M328	*	115	215TTFW7021	C237	*	52	254TTDB4026	E722	*	39

Index

Model Number/Catalog Number

MODEL NO.	CAT. NO.	STOCK	PAGE NO.	MODEL NO.	CAT. NO.	STOCK	PAGE NO.	MODEL NO.	CAT. NO.	STOCK	PAGE NO.	MODEL NO.	CAT. NO.	STOCK	PAGE NO.
254TTDC6001	U768	*	42	254TTFL5003	M213	*	122	256TBDX7028	Z127		138	256TTFL4004	U748		55
254TTDC6026	U767	*	41	254TTFL5004	M413	*	118	256THEN17031	Y984		86	256TTFL4006	U351		118
254TTDC6076	U254	*	41	254TTFL5020	C207		52	256THFNA8038	Y598	*	85	256TTFL4010	U350		118
254TTDX4001	E708	*	39	254TTFL5040	C227	*	52	256THFNA9001	W551	*	67	256TTFL4012	U352		118
254TTDX4006	E191		115	254TTFL5082	C255		52	256THFNA9026	W553	*	67	256TTFL4031	U354		118
254TTDX4007	E190		115	254TTFL5751	M420	*	118	256THFNA9076	W541		67	256TTFL4032	U724	*	55
254TTDX4008	U214		121	254TTFL14001	E977	*	47	256THFNA9101	W536		67	256TTFL4036	U353		118
254TTDX4010	U215		121	254TTFL14004	U643		47	256THFNA19033	W554	*	67	256TTFL4038	U355		118
254TTDX4012	U216		121	254TTFL14005	U645		47	256THFNA19081	W542		67	256TTFL4079	U757		55
254TTDX4014	U212		121	254TTFL14026	E996	*	47	256THTL5776	Y548	*	83	256TTFL5023	M414	*	118
254TTDX4015	E193		115	254TTFL14027	U646		47	256THTNA7026	Y552	*	83	256TTFL5055	M421	*	118
254TTDX4016	U217		121	254TTFL14030	E997		47	256THTNA7036	Y563	*	83	256TTFL14001	E974	*	47
254TTDX4017	U213		121	254TTFL14076	U632	*	47	256THTNA8038	Y510	*	85	256TTFL14026	E965	*	47
254TTDX4018	U900		39	254TTFL16001	E2121	*	58	256THTNA8071	Y993	*	87	256TTFL14027	U651		47
254TTDX4019	E192		115	254TTFL16020	E2146		58	256TTDB4026	E723	*	39	256TTFL14030	E998		47
254TTDX4020	E194		115	254TTFL16026	E2122	*	58	256TTDC6001	U770	*	42	256TTFL14076	E973		47
254TTDX4024	E195		115	254TTFL16040	E2147	*	58	256TTDC6026	U769	*	42	256TTFL15027	H274		47
254TTDX4028	E908	*	39	254TTFL16076	E2117	*	57	256TTDC6076	U255	*	41	256TTFL16001	E2123	*	58
254TTDX4030	E760	*	39	254TTFL16080	E2142		57	256TTDX4001	E709	*	39	256TTFL16020	E2148		58
254TTDX4039	E188		115	254TTFL17039	H623	*	47	256TTDX4004	U225		121	256TTFL16026	E2124	*	58
254TTDX4041	U210		121	254TFNA4030	U648	*	49	256TTDX4006	U103		116	256TTFL16040	E2149	*	58
254TTDX4060	U209		121	254TFNA4549	U871	*	60	256TTDX4013	E786	*	39	256TTFL16076	E2120	*	57
254TTDX4065	U436	*	44	254TFNA6001	E220	*	58	256TTDX4019	U104		116	256TTFL16080	E2145		57
254TTDX4074	U206		121	254TFNA6026	E205	*	58	256TTDX4020	U501		123	256TFNA4001	U649	*	49
254TTDX4075	U207		121	254TFNA6030	E307	*	58	256TTDX4021	U102		116	256TFNA4005	U650		49
254TTDX4076	E733	*	38	254TFNA6076	E235	*	57	256TTDX4022	U224		121	256TFNA4030	U653	*	49
254TTDX4315	U437		44	254TFNA6501	E605	*	63	256TTDX4023	U226		121	256TFNA4532	U872	*	60
254TTDX4340	U208		121	254TFNA6503	E658		63	256TTDX4024	U500		123	256TFNA6001	E221	*	58
254TTDX4341	U211		121	254TFNA6515	E481	*	63	256TTDX4027	E909	*	39	256TFNA6026	E206	*	58
254TTDX4343	E185		115	254TFNA6526	E620	*	63	256TTDX4032	E761	*	39	256TFNA6030	E308	*	58
254TTDX4344	E186		115	254TFNA6528	E673	*	63	256TTDX4041	U100		116	256TFNA6076	E236	*	57
254TTDX4345	E187		115	254TFNA6529	E482	*	63	256TTDX4047	U101		116	256TFNA6501	E606	*	63
254TTDX7007	M123	*	121	254TFNA6576	E636	*	62	256TTDX4059	U223		121	256TFNA6503	E659	*	63
254TTDX7008	M330	*	115	254TFNA6578	E684		62	256TTDX4063	U219		121	256TFNA6523	E484	*	63
254TTDX7028	H622	*	39	254TFNA6590	E477	*	62	256TTDX4064	U218		121	256TFNA6526	E621	*	63
254TTDX7042	M121	*	121	254TFNA7012	M888		134	256TTDX4065	U221		121	256TFNA6528	E674	*	63
254TTDX7043	M122	*	121	254TFNA7078	M883		134	256TTDX4075	E197		116	256TFNA6529	E485	*	63
254TTDX7044	M329	*	115	254TFNA7210	Y383		172	256TTDX4076	E734	*	39	256TFNA6576	E637	*	62
254TTDX7046	M353	*	115	254TFPA4001	U644		49	256TTDX4315	U439		44	256TFNA6578	E685		62
254TTDX7088	M808		132	254TFPA4005	U638		49	256TTDX4326	E198		116	256TFNA6596	E480	*	62
254TTDX7090	C155		43	254TFPA8102	L412	*	48	256TTDX4328	U220		121	256TFNA7013	M892		134
254TTDX7101	H186	*	38	254TTGN1026	U951	*	70	256TTDX4329	E199		116	256TFNA7028	M893		134
254TTDX7201	Y470		173	254TTGN1076	U946		70	256TTDX4345	U438		44	256TFNA7090	M886		134
254TTDX7208	Y418	*	173	254TTGN4026	U008	*	74	256TTDX7009	M125	*	121	256TFNA7250	Y384	*	172
254TTDX7278	Y456	*	173	254TTGN4030	U027	*	74	256TTDX7011	M332	*	116	256TFNA14004	U815	*	55
254TTDX7377	Y203		176	254TTGN4076	U044	*	73	256TTDX7020	M821		132	256TFPA7694	C256		52
254TTDX7648	M814		132	254TTGN6507	E502		77	256TTDX7024	H627	*	39	256TFPA8102	L413	*	48
254TTDX8338	H957		179	254TTGN6531	E503	*	77	256TTDX7054	M124	*	121	256TTGN1001	U953		70
254TTFC4026	U647	*	49	254TTGN6576	E500		77	256TTDX7074	M331	*	116	256TTGN1026	U954	*	70
254TTFC4076	U633	*	48	254TTGP1001	U950	*	70	256TTDX7101	H187	*	38	256TTGN1076	U949		70
254TTFCA4026	U1647	*	49	254TTGP4001	U064	*	74	256TTDX7207	Y492		173	256TTGN4001	U065	*	74
254TTFL4004	U746		55	254TTGP7021	C307		76	256TTDX7253	Y471		173	256TTGN4026	U009	*	74
254TTFL4006	U344		118	254TTGP7061	C327	*	76	256TTDX7263	Y457		173	256TTGN4030	U028	*	74
254TTFL4007	U345		122	254TTTNA17077	S513	*	175	256TTDX7264	Y458	*	173	256TTGN4076	U045	*	74
254TTFL4009	U343		122	254TTTNA18530	S518		175	256TTDX7358	H625	*	39	256TTGN6531	E506	*	77
254TTFL4010	U346		118	254UTFNA4076	P429		167	256TTDX7378	M811		132	256TTGN6576	E501		77
254TTFL4011	U356		122	254UTFNA4078	P525		170	256TTDX7391	Y204	*	176	256TTGP7012	C308		76
254TTFL4031	U348		118	254UTFNA4079	P621		169	256TTDX7396	C156		43	256TTGP7060	C328		76
254TTFL4032	U722	*	55	254UTFPA4001	P435	*	167	256TTDX8522	Y621		123	256UTFNA4001	P439	*	167
254TTFL4033	U721		55	254UTFPA4026	P432		167	256TTDX8938	M818		132	256UTFNA4076	P433		167
254TTFL4034	U347		118	254UTFPA4027	P527		170	256TTFC4026	U652	*	49	256UTFNA4078	P528		170
254TTFL4035	U723		55	254UTFPA4028	P622		169	256TTFC4076	U642	*	49	256UTFNA4079	P623		169
254TTFL4036	U349		118	254UTFPA8026	P332		167	256TTFCA4026	U1652	*	49	256UTFNA8076	P333		167

Index

Model Number/Catalog Number

INDEX

MODEL NO.	CAT. NO.	STOCK	PAGE NO.	MODEL NO.	CAT. NO.	STOCK	PAGE NO.	MODEL NO.	CAT. NO.	STOCK	PAGE NO.	MODEL NO.	CAT. NO.	STOCK	PAGE NO.
256TTTNA18577	S566		175	284TTDP7205	Y472		173	286TSTDP4022	U508	*	123	286TTFPA4544	U874	*	60
256TTTNA18578	S516	*	175	284TTDP7221	Y459	*	173	286TSTDP4023	U509		123	286TTFPA7919	M900		134
256TTTNA18601	S564		175	284TTDP7302	M127	*	122	286TSTDP4038	E794		39	286TTFPA8102	L415	*	49
256UTFPA4026	P436		167	284TTDP7338	M333	*	116	286TSTDP4310	U443	*	44	286TTFPA17044	M901		134
256UTFPA4027	P530		170	284TTDP7605	M334	*	116	286TSTDP4328	U442		44	286TTFPA17079	M894		134
256UTFPA4028	P624		169	284TTDP7644	H628	*	39	286TSTDP8608	Y629	*	123	286TTGN1076	U955		70
256UTFPA8026	P336		167	284TTDP7692	Y215	*	176	286TSTFNA6001	E223	*	58	286TTGN4076	U047	*	74
284THEN8032	Y985		86	284TTDP8629	Y623		123	286TSTFNA6501	E608	*	63	286TTGN6537	E564	*	77
284THFNA9026	W560	*	67	284TTDR8097	M815		132	286TSTFNA6804	E490	*	63	286TTGN16577	E507		77
284THFNA9076	W548	*	67	284TTDR9013	M825		132	286TSTFPA4001	E964	*	49	286TTGP1026	U960	*	71
284THFNA16585	W549		67	284TTDR9030	M822		132	286TSTFPA4005	E819		49	286TTGP4026	U011	*	74
284THFNA19033	W561		67	284TTFC4076	E978	*	49	286TSTFPA4036	E818	*	49	286TTGP4030	U030		74
284THFNA19102	W543		67	284TTFCA4026	E1961	*	49	286TSTFPA14002	U750	*	55	286TTTNA18577	S522		175
284THFPA8028	Y569	*	85	284TTFNA6026	E207	*	58	286TSTGN6501	E563		77	286UTFPA4001	P444		168
284THFPA8038	Y511	*	85	284TTFNA6030	E309	*	58	286TSTGP1001	U959		71	286UTFPA4026	P445		168
284THFPA8086	Y395		85	284TTFNA6076	E237	*	58	286TSTGP4001	U067	*	74	286UTFPA4027	P536		170
284THTNA7026	Y553	*	83	284TTFNA6526	E622	*	63	286TSTGP4036	U077		74	286UTFPA4028	P627		169
284THTNA7036	Y567	*	83	284TTFNA6527	E675	*	63	286TTDC4026	E725	*	39	286UTFPA8026	P344		168
284TSHFNA9001	W558	*	67	284TTFNA6576	E638	*	63	286TTDC6026	U773	*	42	324THFPA8028	Y571	*	85
284TSHFNA9005	W559		67	284TTFNA6580	E694		63	286TTDC6076	U257	*	42	324THFPA8038	Y513	*	85
284TSTDC6001	U772	*	42	284TTFNA6837	E488	*	63	286TTDC4A026	E1725	*	39	324THFPA8086	Y583		85
284TSTDP4001	E710	*	39	284TTFNA6876	E483	*	63	286TTDP4015	U114		116	324THFS9026	W573	*	67
284TSTDP4002	U504		123	284TTFNA7240	Y385	*	172	286TTDP4020	U236		122	324THFS9076	W562		67
284TSTDP4004	U901		39	284TTFNA7508	M896		134	286TTDP4021	U115		116	324THFS9080	W563		67
284TSTDP4036	E793		39	284TTFPA4027	U725	*	55	286TTDP4024	U237		122	324THFS19033	W574		67
284TSTDP4062	U440		44	284TTFPA4028	U655		49	286TTDP4027	E911	*	39	324TSHFS9001	W571	*	67
284TSTDP4306	U441	*	44	284TTFPA4030	E800	*	49	286TTDP4034	E763		39	324TSTDC6001	U776	*	42
284TSTDP7025	H631	*	39	284TTFPA4545	U873	*	60	286TTDP4037	U112		116	324TSTDP4001	E712	*	39
284TSTDP8618	Y625		123	284TTFPA8102	L414	*	49	286TTDP4041	U506		123	324TSTDP4006	U909		39
284TSTDP8621	Y624		123	284TTFPA17081	M890		134	286TTDP4047	U113		116	324TSTDP4007	U513		123
284TSTFNA6001	E222	*	58	284TTFPA18035	M897		134	286TTDP4048	U233		122	324TSTDP4010	U512	*	123
284TSTFNA6501	E607	*	63	284TTGN1076	U952		70	286TTDP4049	U235		122	324TSTDP4016	U445	*	44
284TSTFNA6502	E660		63	284TTGN4076	U046	*	74	286TTDP4067	U111		116	324TSTDP4032	E789	*	39
284TSTFPA4001	E975	*	49	284TTGN6533	E547	*	77	286TTDP4074	U234		122	324TSTDP4070	U444		44
284TSTFPA4005	U654		49	284TTGN6576	E504	*	77	286TTDP4076	E736		39	324TSTDP8607	Y633	*	123
284TSTFPA4036	E999	*	49	284TTGP1026	U957	*	70	286TTDP7018	M129	*	122	324TSTFPA4001	E971	*	49
284TSTFPA14003	U749	*	55	284TTGP4026	U010	*	74	286TTDP7054	M128	*	122	324TSTFPA4036	E816	*	49
284TSTGN6503	E546		77	284TTGP4030	U029		74	286TTDP7101	H189		39	324TSTFPA14003	U830	*	55
284TSTGP1001	U956		70	284TTTNA16577	S519		175	286TTDP7217	Y460		173	324TSTFS6001	E224	*	58
284TSTGP4001	U066	*	74	284TTTNA17101	S567	*	175	286TTDP7251	Y473		173	324TSTFS6005	E319		58
284TSTGP4036	U076		74	284TTTNA18577	S569		175	286TTDP7317	M335	*	116	324TSTFS6501	E609	*	63
284TTDC6026	U771	*	42	284TTTNA18601	S517		175	286TTDP7641	H632	*	39	324TSTFS6505	E662		63
284TTDC6076	U256	*	41	284UTFPA4026	P440		167	286TTDP7689	Y216	*	176	324TSTGP1001	U962		71
284TTDCA4026	E1724	*	39	284UTFPA4027	P533		170	286TTDP8371	Y627		123	324TSTGP4001	U068	*	74
284TTDP4011	U230		122	284UTFPA4028	P626		169	286TTDP8626	M351		116	324TSTGP4036	U078		74
284TTDP4012	U232		122	284UTFPA4076	P437		167	286TTDR7395	M819		132	324TSTGS6501	E566		77
284TTDP4022	U231		122	284UTFPA4078	P531		170	286TTDR8648	M826		132	324TTDC4026	E726	*	39
284TTDP4023	U110		116	284UTFPA4079	P625		169	286TTDR17009	M829		132	324TTDC6026	U775	*	42
284TTDP4025	U108		116	284UTFPA8026	P340		167	286TTFC4026	E983	*	49	324TTDC6076	U798	*	42
284TTDP4027	U502		123	286THFNA8028	Y570	*	85	286TTFC4076	E968	*	49	324TTDCA4026	E1726	*	39
284TTDP4029	E910		39	286THFNA9026	W567	*	67	286TTFCA4026	E1983	*	49	324TTDP4002	U240		122
284TTDP4035	E762	*	39	286THFNA9076	W555		67	286TTFNA6026	E208	*	58	324TTDP4004	U118		116
284TTDP4037	U107		116	286THFNA19033	W568		67	286TTFNA6030	E310	*	58	324TTDP4011	U241		122
284TTDP4043	U105		116	286THFNA19077	W556		67	286TTFNA6076	E238	*	58	324TTDP4018	U119		116
284TTDP4044	U227		122	286THFNA19101	W550		67	286TTFNA6526	E623	*	63	324TTDP4028	E764		39
284TTDP4045	U229		122	286THFPA8038	Y512	*	85	286TTFNA6527	E676	*	63	324TTDP4030	E787		39
284TTDP4047	U503		123	286THFPA8086	Y582		85	286TTFNA6570	E491	*	63	324TTDP4033	U239		122
284TTDP4058	U228		122	286THTNA7026	Y393	*	83	286TTFNA6576	E639	*	63	324TTDP4038	U510		123
284TTDP4069	U106		116	286THTNA7036	Y394	*	83	286TTFNA6580	E695		63	324TTDP4076	E737	*	39
284TTDP4076	E735	*	39	286TSHFNA9001	W565	*	67	286TTFNA6876	E486		63	324TTDP4345	U116		116
284TTDP7072	M126	*	122	286TSTDC6001	U774	*	42	286TTFNA7260	Y386	*	172	324TTDP4348	U238		122
284TTDP7101	H188		39	286TSTDP4001	E711	*	39	286TTFPA4028	U726	*	55	324TTDP4349	U117		116
284TTDP7202	Y493		173	286TSTDP4017	U902		39	286TTFPA4030	E817	*	49	324TTDP7073	M130	*	122

Index

Model Number/Catalog Number

MODEL NO.	CAT. NO.	STOCK	PAGE NO.	MODEL NO.	CAT. NO.	STOCK	PAGE NO.	MODEL NO.	CAT. NO.	STOCK	PAGE NO.	MODEL NO.	CAT. NO.	STOCK	PAGE NO.
324TTDP7320	M358	*	116	326TSTDP8219	Y637	*	123	326UTFS4076	P446		168	364TTFS9234	Y389	*	172
324TTDP7649	H636	*	39	326TSTDP8929	Y663		123	326UTFS4078	P537		170	364TTGS1036	U969	*	71
324TTDP7687	Y217	*	176	326TSTFPA4001	E976	*	49	326UTFS8026	P352		168	364TTGS1086	U964	*	71
324TTDP8610	M133	*	122	326TSTFPA4036	E801	*	49	364THFS8036	Y573	*	85	364TTGS4040	U033	*	74
324TTDP8630	Y631		123	326TSTFPA14003	U834	*	55	364THFS8046	Y515	*	85	364TTGS4046	U093	*	74
324TTDP8631	M352		116	326TSTFS6001	E225	*	58	364THFS8391	Y585		85	364TTGS4086	U050	*	74
324TTDR7408	M820		132	326TSTFS6005	E320		58	364THFS9036	W587	*	68	364TTGS6542	E573	*	77
324TTDR8390	M823		132	326TSTFS6501	E610	*	63	364THFS9086	W575		67	364TTGS6588	E568		77
324TTDR8940	M830		132	326TSTFS6502	E663		63	364THFS19033	W588		68	364USTFS4001	P464		168
324TTDR17003	M833		132	326TSTFS6536	E453		63	364THFS19077	W639		67	364UTFS4028	P631		169
324TTFC4026	E984	*	49	326TSTGP1001	U965		71	364TSHFS9001	W584	*	68	364UTFS4036	P465		168
324TTFCA4026	E1984	*	49	326TSTGP4001	U069	*	74	364TSHFS9026	W586		68	364UTFS4086	P453		168
324TTFPA4028	U727	*	55	326TSTGP4036	U079		74	364TSTDC4026	E768	*	40	364UTFS4087	P540		170
324TTFPA4030	E815	*	49	326TSTGS6501	E569		77	364TSTDCA6001	U1782	*	42	364UTFS8086	P349		168
324TTFPA4076	E820	*	49	326TTDC4026	E727	*	40	364TSTDS4001	E714	*	40	365THFS8036	Y574	*	85
324TTFPA4540	U875	*	60	326TTDC6026	U777	*	42	364TSTDS4024	U523		123	365THFS8046	Y516	*	85
324TTFPA7017	M904		134	326TTDC6076	U799	*	42	364TSTDS4025	U522	*	124	365THFS8380	Y586		85
324TTFPA7668	M905		134	326TTDCA4026	E1727	*	40	364TSTDS4313	U449		44	365THFS9036	W594	*	68
324TTFPA8104	L416	*	49	326TTDP4032	U243		122	364TSTDS4332	U518	*	123	365THFS9044	W595	*	68
324TTFPA17078	M898		134	326TTDP4046	E790		40	364TSTDS4337	U519		123	365THFS9086	W582	*	68
324TTFS6026	E209	*	58	326TTDP4048	E765	*	40	364TSTDS4355	U448		44	365THFS19077	W640		68
324TTFS6030	E311	*	58	326TTDP4076	E738	*	39	364TSTDS8328	Y639		123	365THFS19101	W576		67
324TTFS6076	E239	*	58	326TTDP4326	U121		116	364TSTDS8503	Y643	*	123	365TSHFS9001	W591	*	68
324TTFS6526	E624	*	63	326TTDP4329	U120		116	364TSTFS4001	E960	*	49	365TSHFS9026	W593		68
324TTFS6527	E677	*	63	326TTDP4340	U242		122	364TSTFS4026	E802	*	49	365TSHFS19002	W592		68
324TTFS6576	E640	*	63	326TTDP4344	U515		123	364TSTFS6001	E226	*	58	365TSTDC4026	E782	*	40
324TTFS6577	E696		63	326TTDP4345	U514		123	364TSTFS6005	E321		58	365TSTDCA6001	U1784	*	42
324TTFS7290	Y387	*	172	326TTDP7101	H191		39	364TSTFS6501	E611	*	63	365TSTDS4001	E753	*	40
324TTGP1026	U963	*	71	326TTDP7330	M131	*	122	364TSTFS6505	E664		63	365TSTDS4025	U526	*	124
324TTGP1076	U958		70	326TTDP7697	Y218	*	176	364TSTFS6526	E454		63	365TSTDS4303	U527	*	124
324TTGP4026	U012	*	74	326TTDP8268	Y635		123	364TSTFS14003	U838	*	55	365TSTDS4324	U451		44
324TTGP4030	U031		74	326TTDR7112	M824		132	364TSTGS1001	U968		71	365TSTDS4332	U524	*	124
324TTGP4076	U048	*	74	326TTDR7302	M837		133	364TSTGS4001	U070	*	74	365TSTDS4347	U525		124
324TTGS6529	E567	*	77	326TTDR8954	M834		132	364TSTGS4026	U080		74	365TSTDS4634	U450		44
324TTTS18577	S525		175	326TTFC4026	E962	*	49	364TSTGS6506	E572		77	365TSTDS7904	Y647	*	124
324TTTS18601	S523		175	326TTFCA4026	E1962	*	49	364TTDCA4036	E739	*	40	365TSTDS8637	Y645		124
324USTFPA4001	P450		168	326TTFPA4028	U728		55	364TTDCA6060	U1779	*	42	365TSTFS4001	E991	*	50
324UTFS4002	P538		170	326TTFPA4030	U659	*	49	364TTDCA6086	U1927	*	42	365TSTFS4026	E804	*	50
324UTFS4026	P451		168	326TTFPA4550	U876	*	60	364TTDR5039	M838		133	365TSTFS6001	E227	*	58
324UTFS4027	P539		170	326TTFPA7397	M902		134	364TTDS4040	E766		40	365TSTFS6002	E322		58
324UTFS4028	P628		169	326TTFPA7406	M899		134	364TTDS4086	E746	*	39	365TSTFS6501	E612	*	64
324UTFS4076	P441		167	326TTFPA8107	L417	*	49	364TTDS4328	U520		123	365TSTFS6502	E665	*	64
324UTFS4078	P534		170	326TTFPA17037	M909		134	364TTDS7009	M841		133	365TSTFS6526	E455	*	64
324UTFS8026	P348		168	326TTFS4080	E966	*	49	364TTDS7117	M828		132	365TSTFS14002	U842	*	55
324UTFS8076	P341		167	326TTFS6026	E210	*	58	364TTDS7376	M831		132	365TSTGS1001	U971		71
326THFPA8038	Y514	*	85	326TTFS6030	E312	*	58	364TTDS8274	Y641		123	365TSTGS4001	U071	*	74
326THFPA8086	Y584		85	326TTFS6076	E240	*	58	364TTFC4036	E985	*	49	365TSTGS4026	U081		74
326THFS8028	Y572	*	85	326TTFS6526	E625	*	63	364TTFCA4036	E1985	*	49	365TSTGS16503	E575		77
326THFS9026	W580	*	68	326TTFS6527	E678	*	63	364TTFS4038	U729		55	365TTDC4036	E740	*	40
326THFS9076	W569	*	67	326TTFS6576	E641	*	63	364TTFS4040	U660	*	49	365TTDCA6060	U1783	*	42
326THFS19033	W581		68	326TTFS6580	E400		63	364TTFS4086	E988	*	49	365TTDCA6086	U1928	*	42
326THFS19078	W643	*	67	326TTFS9210	Y388	*	172	364TTFS4550	U877	*	60	365TTDS4041	E767		40
326TSHFS9001	W577		68	326TTGP1026	U966	*	71	364TTFS6036	E211	*	58	365TTDS4086	E747		40
326TSHFS9005	W578		68	326TTGP4026	U013	*	74	364TTFS6040	E313	*	58	365TTDS7019	M845		133
326TSHFS9036	W579		68	326TTGP4030	U032		74	364TTFS6086	E241	*	58	365TTDS7071	M842		133
326TSTDC6001	U778	*	42	326TTGS1076	U961		71	364TTFS6536	E626	*	63	365TTDS7114	M832		132
326TSTDP4001	E713	*	40	326TTGS4076	U049		74	364TTFS6537	E679	*	63	365TTDS7376	M835		132
326TSTDP4003	U910		40	326TTGS6532	E570	*	77	364TTFS6586	E642	*	63	365TTDS7383	Y209		176
326TSTDP4022	U517		123	326TTGS6578	E565		77	364TTFS6590	E401		63	365TTFSA4036	E957	*	50
326TSTDP4024	U516	*	123	326TTTS18577	S528		175	364TTFS7922	M912		135	365TTFSA4038	U730	*	55
326TSTDP4036	E791	*	40	326USTFPA4001	P457		168	364TTFS7945	M913		135	365TTFSA4040	E805	*	50
326TSTDP4055	U446		44	326UTFS4026	P458		168	364TTFS7985	M906		134	365TTFSA4086	E993	*	49
326TSTDP4310	U447		44	326UTFS4028	P629		169	364TTFS8101	L420	*	49	365TTFSA4560	U878	*	60

Model Number/Catalog Number

MODEL NO.	CAT. NO.	STOCK	PAGE NO.	MODEL NO.	CAT. NO.	STOCK	PAGE NO.	MODEL NO.	CAT. NO.	STOCK	PAGE NO.	MODEL NO.	CAT. NO.	STOCK	PAGE NO.
365TTFS6036	E212	*	58	405THFS8378	Y588	*	85	405UTFS4036	P479		168	444USTFS4001	P485		168
365TTFS6040	E315	*	58	405THFS9036	W600	*	68	405UTFS4086	P474		168	444UTFS4027	P554		170
365TTFS6086	E242	*	58	405THFS9040	W601	*	68	405UTFS17033	P364		168	444UTFS4028	P637		169
365TTFS6536	E627	*	64	405THFS9086	W596		68	444THFN8036	Y576	*	86	444UTFS4036	P486		168
365TTFS6537	E680		64	405THFS19101	W590		68	444THFN8046	Y518	*	86	444UTFS4086	P481		168
365TTFS6586	E643	*	63	405THFS9001	W598	*	68	444THFN8384	Y589	*	86	444UTFS17077	P365		168
365TTFS6590	E402		63	405THFS9026	W599		68	444THFN19081	W636		68	445THFN8036	Y577	*	86
365TTFS7393	M910		134	405TSTDS4001	E755	*	40	444THFS9036	W606		68	445THFN8040	Y578	*	86
365TTFS7923	M916		135	405TSTDS4006	U534	*	124	444THFS9040	W607		68	445THFN8046	Y519	*	86
365TTFS7930	M917		135	405TSTDS4026	E781	*	40	444THFS9101	W597		68	445THFN8050	Y520	*	86
365TTFS8115	L425	*	49	405TSTDS4302	U455		44	444TSHFS9001	W604		68	445THFN9036	W612	*	68
365TTFS9230	Y390	*	172	405TSTDS4332	U532	*	124	444TSTDS4001	E756	*	40	445THFN9037	W613		68
365TTFS17102	M907		134	405TSTDS4333	U533		124	444TSTDS4010	U536	*	124	445THFN9038	W618		68
365TTGS1036	U972	*	71	405TSTDS6007	U251	*	42	444TSTDS4026	E792	*	40	445THFN9086	W608		68
365TTGS1086	U967		71	405TSTFS4001	E807	*	50	444TSTDS4056	U456		44	445THFN9087	W614		68
365TTGS4040	U034		74	405TSTFS4026	E808	*	50	444TSTDS4332	U535	*	124	445THFN9102	W609		68
365TTGS4046	U094	*	74	405TSTFS6001	E228	*	58	444TSTDS16003	U252	*	42	445THFN9106	W603		68
365TTGS4091	U092	*	74	405TSTFS6005	E323		58	444TSTFS4001	E992	*	50	445THFN19033	W641		68
365TTGS6547	E576	*	77	405TSTFS6501	E613	*	64	444TSTFS4026	E810	*	50	445THFN19034	W642	*	68
365TTGS16577	E571		77	405TSTFS6502	E493		64	444TSTFS6001	E229	*	58	445TSHFN9001	W610		68
365USTFS4001	P471		168	405TSTFS6526	E456	*	64	444TSTFS6501	E614	*	64	445TSHFN9005	W616		68
365UTFS4028	P633		169	405TSTFS14002	U845	*	55	444TSTFS6505	E494		64	445TSHFN9026	W611	*	68
365UTFS4036	P472		168	405TSTGS1001	U974		71	444TSTFS6526	E457	*	64	445TSHFN9028	W617		68
365UTFS4086	P460		168	405TSTGS4003	U096		75	444TSTFS16002	E324		58	445TSTDS4001	E757	*	40
365UTFS4088	P630		169	405TSTGS4026	U082		75	444TSTGS1001	U977		71	445TSTDS4026	U400	*	40
365UTFS8036	P360		168	405TSTGS6503	E578		78	444TSTGS4003	U073		75	445TSTDS4332	U537	*	124
365UTFS8086	P353		168	405TTDS4036	E742	*	40	444TSTGS4026	U083		75	445TSTDS7303	Y658	*	124
404THFS8092	Y587		85	405TTDS4049	U904		40	444TTDS16077	U272	*	42	445TSTDS7936	Y659	*	124
404THFS9086	W589		68	405TTDS4086	E749		40	444TTDS4036	E743	*	40	445TSTFN4001	E981	*	50
404THFS9101	W583		68	405TTDS6060	E923	*	42	444TTDS4069	U911		40	445TSTFN4005	E812	*	50
404TSTDS4001	E754	*	40	405TTDS7099	M843		133	444TTDS4086	E750		40	445TSTFN4026	E811	*	50
404TSTDS4017	U530	*	124	405TTDS7124	M840		133	444TTDS6060	E924	*	42	445TSTFN4028	E813	*	50
404TSTDS4026	E780	*	40	405TTDS7301	M853		133	444TTDS7302	M857		133	445TSTFN6001	E230	*	59
404TSTDS4308	U453	*	44	405TTDS7354	M850		133	444TTDS7403	M844		133	445TSTFN6501	E615	*	64
404TSTDS4332	U528	*	124	405TTDS7697	Y211	*	176	444TTDS7632	M854		133	445TSTFN6502	E495		64
404TSTDS4333	U529	*	124	405TTDS16081	U271	*	42	444TTDS8699	Y212	*	176	445TSTFN6505	E449	*	64
404TSTDS4364	U452		44	405TTFS4036	E959	*	50	444TTDS8981	M847		133	445TSTFN6506	E496		64
404TSTDS6001	U250	*	42	405TTFS4038	U731		55	444TTFN6086	E328	*	58	445TSTFN6526	E458	*	64
404TSTDS7623	Y651		124	405TTFS4040	U661		50	444TTFN16577	E327		64	445TSTFN6528	E459	*	64
404TSTDS8561	Y649		124	405TTFS4086	E806	*	50	444TTFS4036	E987	*	50	445TSTFN8007	L450		50
404TSTDS14008	U531		124	405TTFS4560	U879	*	60	444TTFS4040	U662		50	445TSTFN16004	E342	*	59
404TTDS4036	E741	*	40	405TTFS6036	E213	*	58	444TTFS4086	E809	*	50	445TSTGN1001	U980		71
404TTDS4042	U903		40	405TTFS6040	E314	*	58	444TTFS4546	U880	*	60	445TSTGN4001	U074		75
404TTDS4086	E748	*	40	405TTFS6086	E244	*	58	444TTFS6036	E214	*	58	445TSTGN4005	U075		75
404TTDS6060	E922	*	42	405TTFS6536	E628	*	64	444TTFS6044	E316		58	445TSTGN4027	U084		75
404TTDS6086	U270	*	42	405TTFS6538	E681	*	64	444TTFS6536	E629	*	64	445TTDS4036	E744	*	40
404TTDS7071	M846		133	405TTFS6586	E645	*	64	444TTFS6540	E697		64	445TTDS4037	E745		40
404TTDS7376	M839		133	405TTFS6587	E404		64	444TTFS6586	E646	*	64	445TTDS4070	U912		40
404TTDS7387	Y210	*	176	405TTFS7297	Y391		172	444TTFS6590	E405		64	445TTDS4086	E795		40
404TTDS7624	M849		133	405TTFS7370	M921		135	444TTFS7262	Y392		172	445TTDS4098	E796		40
404TTDS17102	M836		132	405TTFS7612	M920		135	444TTFS7321	M924		135	445TTDS6060	E925	*	42
404TTFS4086	E803	*	49	405TTFS8114	L427	*	49	444TTFS7403	M919		135	445TTDS7121	M848		133
404TTFS6086	E243	*	58	405TTFS8857	Y822		166	444TTFS7640	M925		135	445TTDS7315	M861		133
404TTFS6586	E644	*	64	405TTFS17078	M918		135	444TTFS7686	M922		135	445TTDS7636	M862		133
404TTFS6592	E403		64	405TTGS1036	U975	*	71	444TTFS8106	L428		50	445TTDS7659	M858		133
404TTFS7685	M914		135	405TTGS1086	U973	*	71	444TTFS8841	Y824		166	445TTDS9476	M851		133
404TTFS8102	L426	*	49	405TTGS4040	U035		75	444TTGS1036	U978	*	71	445TTDS9477	Y213		176
404TTGS1086	U970		71	405TTGS4046	U097	*	75	444TTGS4038	U085		75	445TTDS16076	U273	*	42
404TTGS4087	U089	*	74	405TTGS4087	U088	*	74	444TTGS4042	U036		75	445TTDS17084	M855		133
404TTGS6588	E574		77	405TTGS6548	E594	*	78	444TTGS4087	U095	*	75	445TTFN4036	E986	*	50
404UTFS4086	P467		168	405TTGS6589	E577		77	444TTGS6539	E582		78	445TTFN4038	E989	*	50
405THFS8036	Y575	*	86	405USTFS4001	P478		168	444TTGS6588	E580		78	445TTFN4049	U667		50
405THFS8046	Y517	*	86	405UTFS4028	P635		169	444TTGS11077	U976		71	445TTFN4059	U669		50

Index

Model Number/Catalog Number

MODEL NO.	CAT. NO.	STOCK	PAGE NO.	MODEL NO.	CAT. NO.	STOCK	PAGE NO.	MODEL NO.	CAT. NO.	STOCK	PAGE NO.	MODEL NO.	CAT. NO.	STOCK	PAGE NO.
445TFN4086	U663		50	449THFS8037	Y580		86	449TTFS8076	L465		50	DRIVE KIT T947	T947		185
445TFN4087	E958	*	50	449THFS8046	Y531	*	86	449TTFS8077	L457		50	DRIVE KIT T948	T948		185
445TFN4574	U882		60	449THFS8047	Y532	*	86	449TTFS8086	L464	*	50	DRIVE KIT T949	T949		185
445TFN4575	U884		60	449THFS8048	Y533	*	86	449TTFS8087	L456	*	50	DRIVE KIT T953	T953	*	185
445TFN4826	U881	*	60	449THFS9027	W632		69	449TTFS8110	L449	*	50	DRIVE KIT T955	T955	*	185
445TFN6036	E215	*	59	449THFS9028	W626		69	449TTFS8111	L442		50	DRIVE KIT T956	T956	*	185
445TFN6037	E317		59	449THFS9030	W619		68	449TTFS8576	Y855		166	DRIVE KIT T957	T957		185
445TFN6038	E247	*	59	449THFS9036	W635		69	449TTFS8581	Y857		166	DRIVE KIT T958	T958		185
445TFN6039	E326		59	449THFS9088	W622		68	449TTFS16534	E345		65	DRIVE KIT T959	T959		185
445TFN6040	E287		59	449THFS9101	W615		68	449TTFS16553	E776		65	DRIVE KIT T961	T961		190
445TFN6086	E246	*	58	449THFS19079	W630		68	449TTFS18043	L472		50	DRIVE KIT T962	T962		190
445TFN6087	E289		59	449THFS19092	W621		68	449TTFS18105	L471		50	DRIVE KIT T963	T963		190
445TFN6536	E630	*	64	449THFS9001	W634		69	449TTGS1088	U985		71	DRIVE KIT T964	T964		190
445TFN6537	E682		64	449THFS9003	W624		69	449TTGS4088	U091		75	DRIVE KIT T965	T965		190
445TFN6538	E631	*	64	449TSTDN7001	H818	*	40,124	449TTGS7036	H504		75	DRIVE KIT T966	T966		190
445TFN6540	E450		64	449TSTDN7003	H819	*	40,124	449TTGS7037	H503		75	DRIVE KIT T967	T967		190
445TFN6586	E647	*	64	449TSTDN7026	H815		40,124	449TTGS7068	H502		75	DRIVE KIT T968	T968		190
445TFN6587	E448	*	64	449TSTDN7027	H816		40,124	449TTGS8038	H581		71	DRIVE KIT T969	T969		185
445TFN6590	E406		64	449TSTDN16003	U793	*	42	449TTGS16537	E591		78	DRIVE KIT T970	T970		190
445TFN6591	E407		64	449TSTDN16004	U795	*	42	505UTDS307	M869		133	DRIVE KIT T971	T971		185
445TFN7360	M933		135	449TSTDN16005	U797	*	42	505UTDS682	M867		133	DRIVE KIT T972	T972		190
445TFN7361	M929		135	449STFS6001	E273		59	505UTDS709	M868		133	DRIVE KIT T973	T973		190
445TFN7694	M926		135	449STFS6002	E272		59	505UTDS805	M852		133	DRIVE KIT T974	T974		190
445TFN8040	L452	*	50	449STFS6003	E271		59	505UTDS819	M856		133	DRIVE KIT T975	T975		190
445TFN8041	L453		50	449STFS6501	E769		65	505UTDS953	M866		133	DRIVE KIT T976	T976		190
445TFN8042	L460		50	449STFS6502	E698		65	505UTDS956	M870		133	DRIVE KIT T977	T977		190
445TFN8043	L461		50	449STFS6503	E699		64	505UTDS957	M873		133	DRIVE KIT T978	T978		190
445TFN8102	L440		50	449STFS8001	L466	*	50	505UTDS1584	Y219		176	DRIVE KIT T979	T979		190
445TFN8115	L429	*	50	449STFS8002	L459	*	50	505UTDS1590	Y220		176	DRIVE KIT T980	T980		190
445TFN17002	M928		135	449STFS8003	L451	*	50	505UTDS3998	M859		133	DRIVE KIT T981	T981		190
445TFS8870	Y826		166	449STGS7003	H513		75	505UTDS3999	M863		133	DRIVE KIT T982	T982		190
445TGN1036	U981		71	449STGS8003	H580		71	505UTDS5820	M860		133	DRIVE KIT T983	T983		190
445TGN1038	U984		71	449TDDN7086	H820		40	508UTDS683	M871		133	DRIVE KIT T987	T987		190
445TGN1086	U979		71	449TDDN7087	H821		40	508UTDS684	M874		133	DRIVE KIT T988	T988		190
445TGN1087	U982		71	449TDDN16076	U275	*	42	508UTDS708	M864		133	DRIVE KIT T989	T989		190
445TGN4030	U037		75	449TDDN16077	U790		42	5011LSTFS16031	E364		65	DRIVE T201	T201	*	180
445TGN4037	U018	*	75	449TFS4088	E814	*	50	5011LSTFS16033	E366		65	DRIVE T202	T202	*	180
445TGN4045	U038		75	449TFS6037	E277		59	5013LSTFS6595	E363		65	DRIVE T204	T204	*	180
445TGN4053	U019		75	449TFS6038	E276		59	976B399AAP9	A950	*	217	DRIVE T205	T205	*	180
445TGN4086	U055		75	449TFS6065	E292		59	976B399AAP12	A951	*	217	DRIVE T211	T211		180
445TGN4087	U090		75	449TFS6087	E283		59	976B399AAP13	A952	*	217	DRIVE T212	T212	*	180
445TGN6538	E588		78	449TFS6088	E282	*	59	976B399ABP6	A953	*	217	DRIVE T213	T213		180
445TGN6542	E585		78	449TFS6390	E284		59	976B399ABP9	A954	*	217	DRIVE T214	T214	*	180
445TGN6597	E583		78	449TFS6527	E772		65	976B399ABP10	A955	*	217	DRIVE T215	T215	*	180
445USTFN4001	P492		168	449TFS6528	E771	*	64	DRIVE KIT T900	T900	*	185	DRIVE T216	T216	*	180
445USTFN4028	P639		169	449TFS6530	E770	*	64	DRIVE KIT T901	T901	*	185	DRIVE T217	T217	*	180
445USTFN4036	P493		168	449TFS6536	E692	*	65	DRIVE KIT T902	T902	*	185	DRIVE T220	T220		180
445USTFN4086	P488		168	449TFS6537	E691	*	65	DRIVE KIT T915	T915	*	185	DRIVE T221	T221		180
447TSTDN7001	H178	*	40,124	449TFS6538	E690	*	64	DRIVE KIT T916	T916	*	185	DRIVE T222	T222	*	180
447TSTDN7003	H193	*	40,124	449TFS6540	E854	*	64	DRIVE KIT T920	T920	*	185	DRIVE T224	T224	*	180
447TSTDN7005	H817	*	40,124	449TFS6564	E856	*	64	DRIVE KIT T921	T921	*	185	DRIVE T225	T225	*	180
447TSTDN7026	H812	*	40,124	449TFS6577	E774		64	DRIVE KIT T922	T922	*	185	DRIVE T226	T226	*	180
447TSTDN7027	H813	*	40,124	449TFS6578	E773	*	64	DRIVE KIT T931	T931	*	185	DRIVE T227	T227	*	180
447TSTDN7028	H814	*	40,124	449TFS6582	E408		64	DRIVE KIT T933	T933	*	185	DRIVE T228	T228	*	180
447TSTDN16004	U785	*	42	449TFS6587	E688		64	DRIVE KIT T935	T935	*	185	DRIVE T229	T229		180
447TSTDN16007	U788	*	42	449TFS6588	E687	*	64	DRIVE KIT T936	T936	*	185	DRIVE T230	T230		180
447TSTDN16008	U791	*	42	449TFS7109	M931		135	DRIVE KIT T937	T937		185	DRIVE T231	T231		180
447TDDN4089	E797		40	449TFS8027	L463	*	50	DRIVE KIT T938	T938		185	DRIVE T232	T232	*	180
447TDDN7087	H822		40	449TFS8028	L455		50	DRIVE KIT T939	T939		185	DRIVE T234	T234	*	180
447TDDN16041	U789		42	449TFS8036	L467	*	50	DRIVE KIT T941	T941	*	185	DRIVE T235	T235	*	180
447TDDN16046	U786	*	42	449TFS8037	L462	*	50	DRIVE KIT T943	T943	*	185	DRIVE T236	T236	*	180
447TDDN16077	U274	*	42	449TFS8038	L454	*	50	DRIVE KIT T945	T945	*	185	DRIVE T237	T237	*	180
449THFS8036	Y579		86	449TFS8039	L469	*	50	DRIVE KIT T946	T946	*	185	DRIVE T238	T238	*	180

Model Number/Catalog Number

MODEL NO.	CAT. NO.	STOCK	PAGE NO.	MODEL NO.	CAT. NO.	STOCK	PAGE NO.	MODEL NO.	CAT. NO.	STOCK	PAGE NO.	MODEL NO.	CAT. NO.	STOCK	PAGE NO.
DRIVE T239	T239		180	DRIVE T439	T439		188	DRIVE T1220	T1220	*	186	KIT 56CFR-1	A437	*	208
DRIVE T310	T310		181	DRIVE T440	T440		188	DRIVE T1221	T1221		186	KIT 56 EXPR BOX	A800	*	216
DRIVE T312	T312	*	181	DRIVE T441	T441		188	DRIVE T1222	T1222		186	KIT 100	A100	*	214
DRIVE T314	T314	*	181	DRIVE T442	T442		188	DRIVE T1223	T1223		186	KIT 103	A103	*	220
DRIVE T315	T315		181	DRIVE T444	T444		188	DRIVE T1224	T1224		186	KIT 104	A104	*	213
DRIVE T316	T316		181	DRIVE T446	T446	*	188	DRIVE T1414	T1414	*	186	KIT 105	A105	*	215
DRIVE T317	T317	*	181	DRIVE T447	T447		188	DRIVE T1416	T1416	*	186	KIT 106	A106	*	215
DRIVE T318	T318	*	181	DRIVE T448	T448	*	188	DRIVE T1417	T1417	*	186	KIT 107-637	A107	*	212
DRIVE T324	T324	*	181	DRIVE T449	T449		188	DRIVE T1418	T1418	*	186	KIT 109	A109	*	220
DRIVE T325	T325		181	DRIVE T450	T450		188	DRIVE T1419	T1419	*	186	KIT 110	A110	*	213
DRIVE T326	T326	*	181	DRIVE T451	T451		188	DRIVE T1420	T1420	*	186	KIT 111	A111	*	214
DRIVE T327	T327	*	181	DRIVE T452	T452		187	DRIVE T1421	T1421	*	186	KIT 112	A112	*	213
DRIVE T328	T328		181	DRIVE T453	T453		188	DRIVE T1422	T1422	*	186	KIT 113	A113	*	213
DRIVE T329	T329	*	181	DRIVE T454	T454	*	187	DRIVE T1423	T1423		186	KIT 114	A114	*	213
DRIVE T330	T330		181	DRIVE T455	T455		187	DRIVE T1424	T1424	*	186	KIT 116	A116	*	220
DRIVE T331	T331	*	181	DRIVE T456	T456		187	DRIVE T1425	T1425		186	KIT 140CB	A715	*	218
DRIVE T332	T332	*	182	DRIVE T457	T457		187	DRIVE T1426	T1426		186	KIT 140TCDR-1	A436	*	207
DRIVE T333	T333	*	181	DRIVE T458	T458		187	DRIVE T1427	T1427		186	KIT 140TCFR-1	A438	*	208
DRIVE T334	T334	*	182	DRIVE T459	T459		187	DRIVE T1516	T1516	*	186	KIT 143SB	143A	*	221
DRIVE T335	T335		182	DRIVE T460	T460		187	DRIVE T2112	T2112	*	183	KIT 143TCFN	A603	*	208
DRIVE T336	T336	*	182	DRIVE T461	T461		187	DRIVE T2114	T2114		183	KIT 143TCTN-841	A181	*	209
DRIVE T337	T337	*	182	DRIVE T464	T464	*	188	DRIVE T2115	T2115		183	KIT 145SB	145A	*	221
DRIVE T338	T338	*	182	DRIVE T466	T466		188	DRIVE T2116	T2116		183	KIT 145TCFN	A655	*	208
DRIVE T339	T339	*	182	DRIVE T467	T467		188	DRIVE T2117	T2117	*	183	KIT 145TCTN-841	A262	*	209
DRIVE T340	T340	*	182	DRIVE T468	T468		188	DRIVE T2214	T2214		183	KIT 180/210CB	A720	*	216
DRIVE T341	T341	*	182	DRIVE T469	T469		188	DRIVE T2215	T2215		183	KIT 180-210 TERM BLKA1000	*	209	
DRIVE T342	T342	*	182	DRIVE T470	T470		188	DRIVE T2216	T2216		183	KIT 180CF4.5-1	A645	*	208
DRIVE T343	T343	*	182	DRIVE T471	T471		188	DRIVE T2217	T2217		183	KIT 180CF8.5-1	A644	*	208
DRIVE T344	T344		182	DRIVE T472	T472		188	DRIVE T2218	T2218		183	KIT 180R	A718	*	218
DRIVE T354	T354		182	DRIVE T474	T474		188	DRIVE T2219	T2219		183	KIT 180TCFS-841	A182	*	209
DRIVE T356	T356		182	DRIVE T476	T476		188	DRIVE T2220	T2220	*	183	KIT 180TDFR	A630	*	210
DRIVE T357	T357		182	DRIVE T477	T477		188	DRIVE T2412	T2412		183	KIT 180U	1814T	*	221
DRIVE T358	T358		182	DRIVE T478	T478		188	DRIVE T2414	T2414		183	KIT 182SB	182A	*	221
DRIVE T359	T359		182	DRIVE T479	T479		188	DRIVE T2415	T2415		183	KIT 184SB	184A	*	221
DRIVE T360	T360		182	DRIVE T480	T480		188	DRIVE T2416	T2416	*	183	KIT 197	A197	*	216
DRIVE T361	T361		182	DRIVE T481	T481		188	DRIVE T2417	T2417		183	KIT 198	A198	*	216
DRIVE T362	T362		182	DRIVE T482	T482		188	DRIVE T2418	T2418		183	KIT 199	A199	*	216
DRIVE T363	T363		182	DRIVE T532	T532		187	DRIVE T2419	T2419	*	183	KIT 202	A202	*	216
DRIVE T400	T400		187	DRIVE T533	T533		187	DRIVE T2420	T2420		183	KIT 201	A201	*	216
DRIVE T402	T402		187	DRIVE T534	T534		187	DRIVE T2514	T2514		183	KIT 210TCDW	A606	*	207
DRIVE T404	T404	*	187	DRIVE T543	T543		188	DRIVE T2516	T2516		183	KIT 210TCFL	A204	*	208
DRIVE T405	T405		187	DRIVE T544	T544		188	DRIVE T2517	T2517		183	KIT 210TCFS	A206	*	208
DRIVE T406	T406		187	DRIVE T545	T545		188	DRIVE T2518	T2518	*	183	KIT 210TCFS-841	A183	*	209
DRIVE T407	T407		187	DRIVE T546	T546		188	DRIVE T2519	T2519		183	KIT 210TCFW	A609	*	208
DRIVE T410	T410		187	DRIVE T547	T547		188	DRIVE T2520	T2520		183	KIT 210R	A721	*	218
DRIVE T412	T412		187	DRIVE T553	T553		188	KIT 3BRK1	A306	*	211	KIT 210U	2118T	*	221
DRIVE T414	T414		187	DRIVE T554	T554		188	KIT 3BRK3	A301	*	211	KIT 213SB	213A	*	221
DRIVE T415	T415		187	DRIVE T555	T555		188	KIT 3BRK3A	A297	*	211	KIT 215SB	215A	*	221
DRIVE T416	T416		187	DRIVE T556	T556		188	KIT 6BRK1	A307	*	211	KIT 234	A234	*	216
DRIVE T417	T417		187	DRIVE T557	T557		188	KIT 6BRK3	A302	*	211	KIT 240	A240	*	212
DRIVE T422	T422	*	187	DRIVE T1110	T1110		186	KIT 6BRK3A	A298	*	211	KIT 241	A241	*	212
DRIVE T424	T424	*	187	DRIVE T1112	T1112	*	186	KIT 10BRK	A303	*	211	KIT 242	A242	*	212
DRIVE T425	T425	*	187	DRIVE T1114	T1114	*	186	KIT 10BRKA	A299	*	211	KIT 243	A243	*	214
DRIVE T426	T426	*	187	DRIVE T1115	T1115	*	186	KIT 21TEBC	A692	*	218	KIT 244	A244	*	214
DRIVE T427	T427	*	187	DRIVE T1116	T1116	*	186	KIT 25TEBCNA	A691	*	218	KIT 245	A245	*	214
DRIVE T428	T428	*	187	DRIVE T1117	T1117	*	186	KIT 28TEBCNA	A701	*	218	KIT 247	A247	*	216
DRIVE T429	T429		187	DRIVE T1212	T1212	*	186	KIT 32TEBC	A695	*	218	KIT 248	A248	*	216
DRIVE T430	T430		187	DRIVE T1214	T1214	*	186	KIT 36TEBC	A696	*	218	KIT 249	A249	*	213
DRIVE T431	T431		187	DRIVE T1215	T1215	*	186	KIT 40TEBC	A697	*	218	KIT 250	A250	*	213
DRIVE T434	T434	*	188	DRIVE T1216	T1216	*	186	KIT 44TEBC-313	A698	*	218	KIT 250-320 TERM BLKA1001	*	209	
DRIVE T436	T436	*	188	DRIVE T1217	T1217	*	186	KIT 44TEBC-316	A699	*	218	KIT 250CB	A722	*	216
DRIVE T437	T437	*	188	DRIVE T1218	T1218	*	186	KIT 44TEBC-318	A700	*	218	KIT 250R	A725	*	218
DRIVE T438	T438	*	188	DRIVE T1219	T1219	*	186	KIT 56CDR-1	A435	*	207	KIT 250RFNA	A724	*	218

Index

Model Number/Catalog Number

MODEL NO.	CAT. NO.	STOCK	PAGE NO.	MODEL NO.	CAT. NO.	STOCK	PAGE NO.	MODEL NO.	CAT. NO.	STOCK	PAGE NO.	MODEL NO.	CAT. NO.	STOCK	PAGE NO.
KIT 250RFPA	A723	*	218	KIT 360BRFSR-314	A755	*	218	KIT 449TSCFS-2	A625	*	208	KIT A02H1024-BC LED	A668	*	219
KIT 250TCDX	A612	*	207	KIT 360 TERM BLK	A1002	*	209	KIT 649R	A649	*	210	KIT A02H2048-BC LED	A669	*	219
KIT 250TCFL	A209	*	208	KIT 360TCDS	A216	*	207	KIT 650R	A650	*	210	KIT A688-10	A688-10	*	219
KIT 250TCFL-R	A1209	*	208	KIT 360TCFS	A217	*	208	KIT 651R	A651	*	210	KIT A688-20	A688-20	*	219
KIT 250TCFNA	A284	*	208	KIT 360TCFSR	A395	*	208	KIT 903	A903	*	211	KIT A688-25	A688-25	*	219
KIT 250TCFNA-841	A184	*	209	KIT 360TCFSR-841	A188	*	209	KIT 904	A904	*	211	KIT A688-30	A688-30	*	219
KIT 250TCFP	A601	*	208	KIT 360TDFC	A637	*	210	KIT 905	A905	*	211	KIT A688-50	A688-50	*	219
KIT 250TCFPA	A239	*	208	KIT 360TSCDS	A219	*	207	KIT 906	A906	*	211	KIT A688-60	A688-60	*	219
KIT 250TDFNA	A648	*	210	KIT 360TSCFSR	A396	*	208	KIT 907	A907	*	211	KIT A688-100	A688-100	*	219
KIT 250TDFPA	A647	*	210	KIT 360TSCFSR-841	A189	*	209	KIT 908	A908	*	211	KIT A690-15	A690-15	*	219
KIT 250U	25U21T	*	221	KIT 360U	36U32T	*	221	KIT 909	A909	*	211	KIT BM6BRK	A312	*	211
KIT 251	A251	*	213	KIT 364SB	364B2	*	221	KIT 910	A910	*	211	KIT BM6BRK115	A317	*	211
KIT 252	A252	*	213	KIT 365SB	365B2	*	221	KIT 911	A911	*	211	KIT BM6BRK575	A315	*	211
KIT 253	A253	*	213	KIT 370-3	A371	*	214	KIT 175058	A626	*	207	KIT BM10BRK	A313	*	211
KIT 254	A254	*	213	KIT 370-4	A372	*	214	KIT 175060	A628	*	207	KIT BM10BRK115	A318	*	211
KIT 254SB	254B2	*	221	KIT 370-5	A373	*	214	KIT 175061	A654	*	208	KIT BM10BRK575	A316	*	211
KIT 256	A256	*	215	KIT 370-7.5	A375	*	214	KIT 175066	A602	*	207	KIT BRK-3 115/230	A1306	*	211
KIT 256SB	256B2	*	221	KIT 370-10	A376	*	214	KIT 175067	A622	*	207	KIT BRK-3 208-230/460	A1301	*	211
KIT 257	A257	*	215	KIT 370-15	A378	*	214	KIT 175068	A652	*	208	KIT BRK-3 575	A1297	*	211
KIT 258	A258	*	215	KIT 370-17.5	A379	*	214	KIT 175076	A665	*	208	KIT BRK-6 115/230	A1307	*	211
KIT 259	A259	*	214	KIT 370-20	A380	*	214	KIT 175077	A642	*	208	KIT BRK-6 208-230/460	A1302	*	211
KIT 261	A261	*	216	KIT 370-25	A381	*	214	KIT 175181	A600	*	207	KIT BRK-6 575	A1298	*	211
KIT 278	A278	*	214	KIT 370-30	A382	*	214	KIT 175191	A653	*	208	KIT BRK-10 208-230/460A1303	*	211	
KIT 279	A279	*	212	KIT 400-445 TERM BLKA1003	*	209	KIT 175296	A643	*	208	KIT BRK-10 575	A1299	*	211	
KIT 280	A280	*	212	KIT 400BRFS-316	A756	*	218	KIT 175454	A627	*	207	KIT ENCBOX	A801	*	219
KIT 280CB	A729	*	216	KIT 400TCDS	A222	*	207	KIT 175614	A662	*	216	KIT EPC260 2048	A686	*	219
KIT 280R	A728	*	218	KIT 400TCFS	A223	*	208	KIT 175601	A629	*	207	KIT HS201024-NV	A687	*	219
KIT 280RFN	A727	*	218	KIT 400TCFS-841	A190	*	209	KIT 175691	A666	*	208	KIT HS25A1024-NV	A746	*	219
KIT 280RFNA	A731	*	218	KIT 400TDFS	A634	*	210	KIT 175844	A667	*	208	KIT HS25A2048-NV	A747	*	219
KIT 280RFPA	A726	*	218	KIT 400TSCDS	A225	*	207	KIT 175890	A558	*	210	KIT HS351024-BC	A775	*	219
KIT 280TCDC	A287	*	207	KIT 400TSCFS	A226	*	208	KIT 175900	A585	*	210	KIT HS351024-FC	A774	*	219
KIT 280TCDCA	A1287	*	207	KIT 400TSCFS-841	A191	*	209	KIT 175901	A586	*	210	KIT HS351024-NV	A772	*	219
KIT 280TCDP	A610	*	207	KIT 400U	40U36T	*	221	KIT 175902	A587	*	210	KIT HS352048-BC	A778	*	219
KIT 280TCFN	A615	*	208	KIT 404SB	404B2	*	221	KIT 175903	A588	*	210	KIT HS352048-FC	A777	*	219
KIT 280TCFN-841	A185	*	209	KIT 405SB	405B2	*	221	KIT 175984	A554	*	210	KIT HS352048-NV	A776	*	219
KIT 280TCFNA	A618	*	208	KIT 440-7.5	A445	*	214	KIT 175985	A581	*	210	KIT HS35A1024-BC	A738	*	219
KIT 280TCFNA-841	A186	*	209	KIT 440-10	A446	*	214	KIT 175986	A555	*	210	KIT HS35A1024-FC	A737	*	219
KIT 280TCFP	A611	*	208	KIT 440BBFN	A760	*	218	KIT 175987	A582	*	210	KIT HS35A1024-NV	A736	*	219
KIT 280TCFPA	A617	*	208	KIT 440BRFN	A759	*	218	KIT 175988	A556	*	210	KIT HS35A2048-FC	A740	*	219
KIT 280TDFNA	A656	*	210	KIT 440BRFS-318	A757	*	218	KIT 175989	A583	*	210	KIT HS35A2048-NV	A739	*	219
KIT 280TDFP	A631	*	210	KIT 440TCDS	A228	*	207	KIT 175990	A557	*	210	KIT HS35B1024-BC	A781	*	219
KIT 280U	28U25T	*	221	KIT 440TCFN	A620	*	208	KIT 175991	A584	*	210	KIT HS35B1024-FC	A783	*	219
KIT 281	A281	*	212	KIT 440TCFN-841	A194	*	209	KIT 175994	A559	*	210	KIT HS35B1024-NV	A779	*	219
KIT 282	A282	*	212	KIT 440TCFS	A229	*	208	KIT 175995	A580	*	210	KIT HS35B2048-BC	A782	*	219
KIT 283	A283	*	212	KIT 440TCFS-841	A192	*	209	KIT 631475	A561	*	210	KIT HS35B2048-FC	A784	*	219
KIT 284SB	284B2	*	221	KIT 440TSCDN	A293	*	207	KIT 635115	A569	*	210	KIT HS35B2048-NV	A780	*	219
KIT 286SB	286B2	*	221	KIT 440TSCDS	A231	*	207	KIT 711485	A562	*	210	KIT HS35M1024	A742	*	219
KIT 308	A308	*	212	KIT 440TSCFN	A621	*	208	KIT 715130	A570	*	210	KIT HSD351024-FC	A712	*	219
KIT 311	A311	*	216	KIT 440TSCFN-841	A195	*	209	KIT 805165	A571	*	210	KIT HSD351024-NV	A711	*	219
KIT 320CB	A730	*	216	KIT 440TSCFS	A232	*	208	KIT 905165	A572	*	210	KIT L449BBFS-322	A795	*	218
KIT 320RFPA	A733	*	218	KIT 440TSCFS-841	A193	*	209	KIT 1005215	A573	*	210	KIT L449TEBC	A796	*	218
KIT 320TCDP	A613	*	207	KIT 440U	44U40T	*	221	KIT 1125215	A574	*	210	KIT LDRDCR-M	A803	*	216
KIT 320TCFP	A614	*	208	KIT 444SB	444B2	*	221	KIT 1325265	A575	*	210	KIT LKSR02	A763	*	219
KIT 320TCFPA	A619	*	208	KIT 445SB	445B2	*	221	KIT 1605300	A576	*	210	KIT LKSR03	A764	*	219
KIT 320TCFS	A214	*	208	KIT 447/9 TERM BLK	A1004	*	209	KIT 1805300	A577	*	210	KIT LKSR512	A785	*	219
KIT 320TCFS-841	A187	*	209	KIT 447SB	447B2	*	221	KIT 2005350	A578	*	210	KIT LKSR-CFACE	A786	*	219
KIT 320TDFP	A632	*	210	KIT 449BBFS	A761	*	218	KIT 2255400	A579	*	210	KIT M31024-FC	A754	*	219
KIT 320TDFPA	A657	*	210	KIT 449BBFS-319	A788	*	218	KIT 8014100	A563	*	210	KIT M31024-NV	A753	*	219
KIT 320TDFS	A658	*	210	KIT 449BBFS-322	A787	*	218	KIT 9014115	A564	*	210	KIT M561024-BC	A794	*	219
KIT 320U	32U28T	*	221	KIT 449BRFS	A758	*	218	KIT 10014130	A565	*	210	KIT M561024BRK-140	A748	*	219
KIT 324SB	324B2	*	221	KIT 449SB	449B2	*	221	KIT 11214130	A566	*	210	KIT M561024BRK-182	A749	*	219
KIT 326SB	326B2	*	221	KIT 449TCFS	A623	*	208	KIT 13214165	A567	*	210	KIT M561024-NV	A793	*	219
KIT 364-445CB	A119	*	216	KIT 449TSCFS-1	A624	*	208	KIT 16014215	A568	*	210	KIT M851024BRK-184	A750	*	219

Index

Model Number/Catalog Number

INDEX

MODEL NO.	CAT. NO.	STOCK	PAGE NO.	MODEL NO.	CAT. NO.	STOCK	PAGE NO.	MODEL NO.	CAT. NO.	STOCK	PAGE NO.	MODEL NO.	CAT. NO.	STOCK	PAGE NO.
KIT M851024BRK-210	A751	*	219												
KIT M851024BRK-250	A752	*	219												
KIT SGR-11.2	A500-5	*	220												
KIT SGR-14.4	A500-8	*	220												
KIT SGR-20.7	A500-14	*	220												
KIT SGR-27.1	A500-20	*	220												
KIT SGR-33.4	A500-26	*	220												
KIT SGR-39.8	A500-32	*	220												
KIT SGR-46.1	A500-38	*	220												
KIT SGR-52.5	A500-44	*	220												
KIT SGR-58.8	A500-50	*	220												
KIT SGR-71.5	A500-62	*	220												
KIT SGR-84.2	A500-74	*	220												
KIT SL561024-182NV	A789	*	219												
KIT SL851024-184NV	A790	*	219												
KIT SL851024-210NV	A791	*	219												
KIT SL851024-250NV	A792	*	219												
KIT STUBSHAFT 1IN	A807	*	219												
KIT VRT87BRK	A157	*	211												

Marathon Electric Manufacturing Corporation

MPN411 Terms and Conditions of Sale

ALL QUOTATIONS ARE MADE AND ALL ORDERS ARE ACCEPTED BY MARATHON ELECTRIC MANUFACTURING CORPORATION SUBJECT ONLY TO THESE TERMS AND CONDITIONS.

1. MODIFICATIONS OF SALES TERMS

Any Terms and Conditions contained in any purchase order or other form of communication from Marathon's customers which are additional to or different from these Terms and Conditions shall be deemed rejected by Marathon unless expressly accepted in writing by Marathon. In general, no modification, amendment, waiver or other change of any of these Terms and Conditions and those contained on the reverse side hereof and/or in attachments hereto ("Terms and Conditions"), or of any of Marathon's rights or remedies thereunder, shall be binding on Marathon unless expressly accepted in writing by Marathon's authorized officers. No course of dealing, usage of trade or course of performance shall be relevant to explain or supplement any of these Terms and Conditions. In case of conflict between the Terms and Conditions printed on this page and those contained on the face side or in attachments hereto, the latter shall control. If any document issued by any party hereto is sent by facsimile or another form of electronic document transmission, the parties hereto agree that (a) the copy of any such document printed on the facsimile machine or printer of the recipient thereof is a counterpart original copy thereof and is a "writing", (b) delivery of any such document to the recipient thereof by facsimile or such other form of electronic document transmission is authorized by the recipient thereof and is legally sufficient for all purposes as if delivered by United States mail, (c) the typewritten name of an authorized agent of the party sending such document on any such document is sufficient as a signature thereon and behalf of such party and the intent of such signature is to authenticate the writing, and (d) an electronically stored and reproduced copy of any such document shall be deemed to be legally sufficient evidence of the terms of such document for all purposes.

2. ACCEPTANCE OF ORDERS

Acceptance by Marathon of Buyer's purchase order(s) is expressly conditioned upon Buyer's assent to these Terms and Conditions. Buyer will be deemed to have assented to such Terms and Conditions unless Marathon receives written notice of any objections within fifteen (15) days after Buyer's receipt of this form and in all events prior to any delivery or other performance by Marathon of Buyer's order.

3. QUOTATIONS

Quotations by Marathon shall be deemed to be offers by Marathon to sell the equipment described therein subject to these Terms and Conditions, and acceptance of such offers is expressly limited to acceptance by Buyer of all of these Terms and Conditions within thirty (30) days from the date of the quotation. Purchase orders submitted by Buyer for the equipment quoted by Marathon shall be subject to and will be deemed to constitute acceptance of these Terms and Conditions. All purchase orders will be subject to approval by Marathon.

4. PRICES; PRICE CHANGES

All prices are net F.O.B. shipping point and are subject to change without notice. In the event of a change in Marathon's prices, the price for equipment unshipped will be the price in effect on the date of shipment.

If Marathon's quoted price was based upon delivery to and acceptance by Buyer of a specified quantity of equipment, such price shall be subject to adjustment if Buyer does not accept the quantity at the times specified in Marathon's quotation, and Buyer will be invoiced at Marathon's standard price without quantity discounts, if any, for the quantity of equipment actually accepted by Buyer.

5. TAXES

In addition to any prices, Buyer shall pay the amount of any present or future manufacturer's tax, retailer's occupation tax, use tax, sales tax, excise tax, duty, custom, inspection or testing fee, or any other tax, fee or charge of any nature whatsoever imposed by any governmental authority, on or measured by the transaction between Marathon and Buyer. In the event Marathon is required to pay any such tax, fee or charge, Buyer shall reimburse Marathon therefor; or, in lieu of such payment, Buyer shall provide Marathon at the time the order is submitted with an exemption certificate or other document acceptable to the authority imposing such tax, fee or charge.

6. TERMS OF PAYMENT

All orders are subject to the approval of Marathon. Terms of payment are cash in full no later than thirty (30) days from date of shipment, without discount. If, during the period of performance of an order, the financial condition of Buyer is determined by Marathon not to justify the terms of payment specified, Marathon may demand full or partial payment in advance before proceeding with the work, or satisfactory security or guarantees that invoices will be promptly paid when due, or, at its option without prejudice to other lawful remedies, may defer delivery or cancel this contract. If delivery is deferred, the equipment may be stored as provided in Section 9 hereof and Marathon may submit a new estimate of cost for completion based on prevailing conditions. If Buyer defaults in any payment when due, or in the event any voluntary or involuntary bankruptcy or insolvency proceedings involving Buyer are initiated by or against Buyer, then the whole contract price shall immediately become due and payable upon demand, or Marathon, at its option without prejudice to its other lawful remedies, may defer delivery or cancel this contract.

Prorata payments shall become due as shipments are made. If shipments are delayed by the Buyer for any cause, payments shall become due from the date on which Marathon is prepared to make shipment and storage shall be the Buyer's risk and expense as provided in Section 9 hereof. If manufacture is delayed by the Buyer for any cause, a partial payment based upon the proportion of the order completed shall become due from the date on which Marathon is notified of the delay.

7. DELIVERY; RISK OF LOSS

All sales are F.O.B. Marathon's plant or other point of shipment designated by Marathon. Shipping dates are estimates only which are not guaranteed and are based upon prompt receipt from Buyer of all necessary shipping and other information. Marathon reserves the right to make delivery in installments, all installments to be separately invoiced and paid for by Buyer when due per invoice, without regard to subsequent deliveries.

Delivery of equipment to a commercial carrier at Marathon's plant or other loading point shall constitute delivery to Buyer, and any risk of loss and further cost and responsibility thereaf-

Marathon Electric Manufacturing Corporation

MPN411 Terms and Conditions of Sale

ter for claims, delivery, loss or damage, including, if applicable, placement and storage, shall be borne by Buyer. When equipment is delivered by Marathon's truck, unloading at Buyer's dock shall constitute delivery to Buyer. Claims for shortages or other errors in delivery must be made in writing to Marathon within ten (10) days after receipt of shipment and failure to give such notice shall constitute unqualified acceptance and a waiver of all such claims by Buyer. Claims for loss or damage to equipment in transit by common carrier must be made to the carrier and not to Marathon.

Freight and handling charges by Marathon may not reflect actual freight charges prepaid to the carrier by Marathon due to incentive discounts earned by Marathon based upon Marathon's aggregate volume of freight tendered to a carrier or when a carrier must be used which charges a rate which is different than the rate upon which Marathon's freight and handling charges were based. When shipments are delivered in Marathon's private trucks, Buyer will be charged an amount approximating the prevailing common carrier rate.

8. EXCUSABLE DELAYS; FORCE MAJEURE

Marathon shall not be liable for any ordinary, incidental, or consequential loss or damage as a result of Marathon's delay in or failure of delivery or installation due to (i) any cause beyond Marathon's reasonable control, (ii) an act of God, act of the Buyer, embargo or other government act, authority, regulation or request, fire, theft, accident, strike, slowdown or other labor disturbance, war, riot, delay in transportation, or (iii) inability to obtain necessary labor, materials, components, or facilities.

Should any of the aforementioned events of force majeure occur, Marathon, at its option, may cancel Buyer's order with respect to any undelivered equipment or extend the delivery date for a period equal to the time lost because of delay. Notice of such election shall be given promptly to Buyer. In the event Marathon elects to so cancel the order, Marathon shall be released of and from all liability for failure to deliver the equipment, including, but not limited to, any and all claims on behalf of Buyer for lost profits, or any other claim of any nature which Buyer might have.

If shipping or progress of the work is delayed or interrupted by Buyer, directly or indirectly, Buyer shall pay Marathon for all additional charges resulting therefrom.

9. STORAGE

If the equipment is not shipped within thirty (30) days after notification has been made to Buyer that it is ready for shipping, for any reason beyond Marathon's control, including Buyer's failure to give shipping instructions, Marathon may store the equipment at Buyer's risk and expense in a warehouse or on Marathon's premises, and Buyer shall pay all handling, transportation and storage costs at the prevailing commercial rates promptly following Marathon's submission of invoices for such costs.

10. WARRANTIES TO DISTRIBUTORS AND INDUSTRIAL OR COMMERCIAL CUSTOMERS

This warranty is extended only to Marathon's distributors and industrial or commercial customers and does not apply to consumer purchasers.

Warranty Period - (a) Marathon warrants the Fractional

motors and Integral motors manufactured by or for it to be free from defects in materials and workmanship and to conform to Marathon's written specifications for a period of 12 months from date of first use, 18 months from date of manufacture, whichever period shall expire first. (b) Marathon warrants special products, as listed below, to be free from defects in materials and workmanship and to conform to Marathon's written specifications.

- Blue Chip® Severe Duty Explosion Proof and E Pact compliant motors, 24 months from date of first use, 30 months from date of manufacture, whichever period shall expire first.
- Blue Max®, Black Max®, microMAX™ Inverter Duty motors and all XRI® motors, 36 months from date of first use, 42 months from date of manufacture, whichever period shall expire first.
- U-Frame Automotive Duty and IEEE-841 motors, 60 months from date of first use, 66 months from date of manufacture, whichever period shall expire first.

Warranty Remedies - If, prior to expiration of the foregoing applicable warranty period, any of such products shall be proved to Marathon's satisfaction to be defective or nonconforming, Marathon will repair or replace such defective equipment or components thereof, F.O.B. Marathon's plant or other destination designated by Marathon, or will refund or provide Buyer with a credit in the amount of the purchase price paid therefor by Buyer, at Marathon's sole option. Buyer's exclusive remedy and Marathon's sole obligation under this warranty shall be limited to such repair or replacement, F.O.B. Marathon's plant or other destination designated by Marathon, or refund or credit by Marathon, and shall be conditioned upon Marathon's receiving written notice of any defect within a reasonable period of time (but in no event more than sixty (60) days) after it was discovered or by reasonable care should have been discovered. In no event shall Marathon's liability for such defective or nonconforming products exceed the purchase price paid by Buyer therefor.

Exclusions - This warranty does not (i) cover shipping expenses to and from Marathon's factory or other destination designated by Marathon for repair or replacement of defective equipment or any tax, duty, custom, inspection or testing fee, or any other charge of any nature related thereto, nor does it cover the costs of disassembling or removing defective equipment or reassembling, reinstalling, or testing repaired or replaced equipment or finishing the reinstallation thereof, (ii) apply and shall be void with respect to equipment operated in excess of rated capacity or otherwise not in accordance with installation, maintenance, or operating instructions or requirements, to equipment repaired or altered by others than Marathon or Marathon's authorized service agencies, or to equipment which was subjected to abuse, negligence, misuse, misapplication, accident, damages by circumstances beyond Marathon's control, to improper installation (if by others than Marathon), operation, maintenance or storage, or to other than normal use or service, and (iii) apply to equipment or components not manufactured by or for Marathon. With respect to equipment or components not manufactured by Marathon, Marathon's warranty obligations shall in all respects conform and be limited to the warranty actually extended to Marathon by its suppliers, but in no event shall Marathon's obligations be greater than those provided under Marathon's warranty set forth in this Section 10.

Marathon Electric Manufacturing Corporation

MPN411 Terms and Conditions of Sale

THE FOREGOING WARRANTIES ARE IN LIEU OF ALL OTHER EXPRESS AND IMPLIED WARRANTIES (EXCEPT TITLE), INCLUDING, WITHOUT LIMITATION, THE IMPLIED WARRANTIES OF MERCHANTABILITY AND FITNESS FOR A PARTICULAR PURPOSE. NO EMPLOYEE, REPRESENTATIVE, OR AGENT OF MARATHON OTHER THAN AN OFFICER OF MARATHON IS AUTHORIZED TO ALTER OR MODIFY ANY PROVISION OF THIS SECTION 10 OR TO MAKE ANY GUARANTEE, WARRANTY, OR REPRESENTATION, EXPRESS OR IMPLIED, ORALLY OR IN WRITING, WHICH IS CONTRARY TO THE FOREGOING. Any description of the equipment, whether in writing or made orally by Marathon or Marathon's agents, specifications, samples, models, bulletins, drawings, diagrams, engineering sheets or similar materials used in connection with Buyer's order are for the sole purpose of identifying the equipment and shall not be construed as an express warranty. Any suggestions by Marathon or Marathon's agents regarding use, application or suitability of the equipment shall not be construed as an express warranty unless confirmed to be such in writing by Marathon's authorized officer.

11. LIMITATIONS OF LIABILITY; CONSEQUENTIAL DAMAGES

Nuclear Use Disclaimer - Equipment sold by Marathon is not intended for use in connection with any nuclear facility or activity. If so used, Marathon disclaims all liability for any nuclear damage, injury or contamination, and Buyer shall indemnify and hold Marathon, its officers, agents, employees, successors, assigns and customers harmless from and against any and all losses, damages or expenses of whatever form or nature (including attorneys' fees and other costs of defending any action) which they or any of them may sustain or incur, whether as a result of breach of contract, warranty, tort (including negligence) or otherwise, by reason of such use.

Consequential Damage Disclaimer - Marathon's liability with respect to equipment proved to its satisfaction to be defective within the warranty period shall be limited to repair, replacement or refund as provided in Section 10 hereof, and in no event shall Marathon's liability exceed the purchase price of the equipment involved. Marathon shall not be subject to any other obligations or liabilities, whether arising out of breach of contract, warranty, tort (including negligence) or other theories of law, with respect to equipment sold or services rendered by Marathon, or any undertakings, acts or omissions relating thereto. Without limiting the generality of the foregoing, Marathon specifically disclaims any liability for property or personal injury damages, penalties, special or punitive damages, damages for lost profits or revenues, loss of use of equipment or any associated equipment, cost of capital, cost of substitute products, facilities or services, downtime, shutdown, or slow-down costs, or for any other types of economic loss, and for claims of Buyer's customers for any such damages.

MARATHON SHALL NOT BE LIABLE FOR AND DISCLAIMS ALL CONSEQUENTIAL, INCIDENTAL AND CONTINGENT DAMAGES WHATSOEVER. EVEN IF THE REPAIR OR REPLACEMENT REMEDY SHALL BE DEEMED TO HAVE FAILED OF ITS ESSENTIAL PURPOSE UNDER SECTION 2-719 OF THE UNIFORM COMMERCIAL CODE, MARATHON SHALL HAVE NO LIABILITY TO BUYER FOR CONSEQUENTIAL DAMAGES, SUCH AS LOST PROFITS, LOST REVENUE, DAMAGE TO

OTHER EQUIPMENT OR LIABILITY OR INJURY TO A THIRD PARTY.

12. INDEMNIFICATION BY BUYER

Buyer shall indemnify, hold harmless, and defend Marathon and Marathon's employees and agents from and against any and all damages, liability, claims, losses, and expenses (including reasonable attorneys' fees, court costs, and out-of-pocket expenses) arising out of or resulting in any way from claims by customers of Buyer or third parties against Marathon alleging a breach of contract or warranty by Marathon to the extent that such damages, liability, claims, losses, and expenses which may be payable by Marathon to Buyer pursuant to and as limited by Marathon's warranty and damage obligations as contained in Sections 10 and 11 hereof so as to effectively limit Marathon's obligations to customers of Buyer or third parties to those set forth in Sections 10 and 11 hereof.

13. PATENT INDEMNIFICATION

Marathon will, at its own expense, defend or settle any suits that may be instituted against Buyer for alleged infringement by the equipment of any United States patent, provided that (a) such alleged infringements consist of the use of the equipment for any of the purposes for which such equipment was sold, (b) Buyer shall have made all payments for such equipment then due hereunder, (c) Buyer shall give Marathon immediate notice in writing of any such suit and transmit to Marathon immediately upon receipt all processes and papers served upon Buyer, and (d) Buyer shall permit Marathon through its counsel, either in the name of Buyer or in the name of Marathon, to defend such suit(s) and give all needed information, assistance and authority to enable Marathon to do so.

In case of a final award of damages in any such suit, Marathon will pay such award but will not be responsible for any compromise or settlement made without its written consent. In case the equipment itself is in such suit held to infringe any valid patent issued in the United States and its use enjoined, or in the event of a settlement or compromise approved by Marathon which shall preclude future use of the equipment sold to Buyer hereunder, Marathon shall, at its own expense and at its sole option, either (a) procure rights to continue using such equipment, (b) modify the equipment to render it non-infringing, (c) replace the equipment with non-infringing equipment or (d) refund the purchase price paid by Buyer for the equipment after return of the equipment to Marathon. Notwithstanding the foregoing, Marathon shall not be held responsible for infringements of combination or process patents covering the use of equipment in combination with other goods or materials not furnished by Marathon.

The foregoing states the entire liability of Marathon for patent infringement, and **IN NO EVENT SHALL MARATHON BE LIABLE FOR CONSEQUENTIAL OR INCIDENTAL DAMAGES ATTRIBUTABLE TO AN INFRINGEMENT** nor for infringement based on the use of the equipment for a purpose other than that for which sold by Marathon. As to any equipment furnished by Marathon to Buyer manufactured in accordance with designs proposed or furnished by Buyer or any claim of contributory infringement resulting from the use or resale by Buyer of equipment sold hereunder, Buyer shall indemnify Marathon for any award made against Marathon or settlement by Marathon for any patent, trademark or copyright infringements, including attorneys' fees and defense costs.

Marathon Electric Manufacturing Corporation

MPN411 Terms and Conditions of Sale

14. SECURITY AGREEMENT AND FINANCING STATEMENTS

To secure payment of the purchase price and of all monies which may be due hereunder, and performance of all of Buyer's obligations hereunder, Buyer hereby grants to Marathon a security interest in all equipment sold by Marathon, and agrees to execute such other Security Agreements and Financing Statements as Marathon may reasonably request.

15. INSURANCE

Until payment in full of the purchase price, Buyer shall maintain insurance covering all equipment sold by Marathon to Buyer in such amounts and against such risks as is customary by companies engaged in the same or similar business and similarly located, and shall, upon Marathon's request, furnish evidence of such insurance satisfactory to Marathon.

16. DRAWINGS; OTHER DESIGN DATA

All specifications, drawings, designs, data, information, ideas, methods, tools, gages, dies, fixtures, patterns and/or inventions made, conceived, developed or acquired by Marathon in connection with procuring and/or executing Buyer's order will vest in and inure to Marathon's sole benefit notwithstanding any changes therefor which may have been or may be imposed by Marathon.

Buyer shall not give, loan, exhibit, sell or transfer to any person not then employed by Buyer and authorized to receive such information, or to any organization or entity, any drawing, photograph or specification furnished by Marathon or reproduction thereof which may enable such person, organization or entity to furnish similar goods or parts therefor.

17. RETURN OF EQUIPMENT

No equipment or part shall be returned to Marathon without written authorization and shipping instructions first having been obtained from Marathon.

18. ASSIGNMENT AND SUBCONTRACTING

None of the Buyer's rights under any order shall be assigned by the Buyer to any other person, whether by operation of law or otherwise, without Marathon's prior written approval.

Marathon may, without the necessity of obtaining Buyer's prior written consent, subcontract the production of all or any portion of the equipment.

19. CANCELLATION

No order submitted to Marathon may be cancelled by Buyer without the prior written consent of Marathon, which consent will at all times be conditioned on Buyer's agreement to pay Marathon's cancellation charge. For finished equipment which in Marathon's judgment is readily resalable to others, the cancellation charge shall be 15% of the invoice price of the equipment. For all other cancellations, the cancellation charge shall amount to all costs and expenses incurred by Marathon and arising out of or in connection with Buyer's order, net of recoverability, but in no event less than 10% of the invoice price of the equipment or more than the invoice price.

20. GENERAL

Governing Law - These Terms and Conditions, and the contract of sale between Marathon and Buyer, shall be governed by and construed in accordance with the laws of the State of Wisconsin. Marathon and Buyer hereby agree that any legal action deemed necessary by either party hereto shall be brought in the Circuit Court in and for Marathon County, Wisconsin and hereby consent to the personal jurisdiction of such court in any such action over the parties hereto. The rights and obligations of Marathon and Buyer shall not be governed by the provisions of the United Nations Convention on Contracts for the International Sale of Goods.

Attorneys' Fees - Buyer agrees to pay all of Marathon's costs and expenses of collection and related litigation, including but not limited to attorneys' fees and costs.

Salvatory Clause - The invalidity, in whole or in part, of any of the provisions of these Terms and Conditions, shall not affect the enforceability of any of the other provisions thereof.

Applicability - The Terms and Conditions as stated herein are applicable as of the date of this printing and until such time as changed by Marathon.

Revised, January 2004

Important Information

Resale of Goods

In the event of the resale of any of the goods, in whatever form, Resellers/Buyers will include the following language in a conspicuous place and in a conspicuous manner in a written agreement covering such sale:

The manufacturer makes no warranty or representations, express or implied, by operation of law or otherwise, as to the merchantability or fitness for a particular purpose of the goods sold hereunder. Buyer acknowledges that it alone has determined that the goods purchased hereunder will suitably meet the requirements of their intended use. In no event will the manufacturer be liable for consequential, incidental or other damages. Even if the repair or replacement remedy shall be deemed to have failed of its essential purpose under Section 2-719 of the Uniform Commercial Code, the manufacturer shall have no liability to Buyer for consequential damages.

Resellers/Buyers agree to also include this entire document including the warnings and cautions above in a conspicuous place and in a conspicuous manner in writing to instruct users on the safe usage of the product.

This information should be read together with all other printed information supplied by Marathon Electric.

For more information contact: **Marathon Electric Manufacturing Corporation**, Subsidiary of REGAL-BELOIT CORPORATION, 100 E. Randolph St., Wausau, WI 54401 Phone: 715-675-3311 or Fax: 715-675-8030.



IMPORTANT INFORMATION



Please Read Carefully

This catalog is not intended to provide operational instructions. Appropriate Marathon Electric instructions provided with the motor and precautions attached to the motor should be read carefully prior to installation, operation and/or maintenance of the equipment. Injury to personnel or motor failure may be caused by improper installation, maintenance or operation.

The following and information is supplied to you for your protection and to provide you with many years of trouble free and safe operation of your Marathon Electric product:



- Disconnect power and lock out driven equipment before working on a motor.
- Always keep hands and clothing away from moving parts.
- The lifting support on the motor is not to be used to lift the entire machine. Only the motor attached directly to the support may be safely lifted by the support.
- Install and ground per local and national codes.
- Discharge all capacitors before servicing a single phase motor.
- Misapplication of a motor in a hazardous environment can cause fire or an explosion and result in serious injury. Only the end user, local authority having jurisdiction, and/or insurance underwriter are qualified to identify the appropriate class(es), group(s), division and temperature code. Marathon Electric personnel can not evaluate or recommend what motors may be suitable for use in hazardous environments. If a motor is nameplated for hazardous locations, do not operate the motor without all of the grease and drain plugs installed.
- Never attempt to measure the temperature rise of a motor by touch. Temperature rise must be measured by thermometer, resistance, imbedded detector or thermocouple.
- Motors with automatic reset thermal protectors will automatically restart when the protector temperature drops sufficiently. Do not use motors with automatic reset thermal protectors in applications where automatic restart will be hazardous to personnel or equipment.
- Motors with manual reset thermal protectors may start unexpectedly after the protector trips when the surrounding air is at +20°Fahrenheit or lower. If the manual reset protector trips, disconnect motor from its power supply. After the protector cools (five minutes or more), it can be reset and power may be applied to the motor.
- Connect all protective device leads, marked P1, P2, etc., per instructions supplied with the motor.
- Operation of a motor at other than its nameplate rating may result in fire, damage to equipment or serious injury to personnel.
- For safety, Buyer or User should provide protective guards over all shaft extensions and any moving apparatus mounted thereon. The User is responsible for checking all applicable safety codes in his area and providing suitable guards. Failure to do so may result in bodily injury and/or damage to equipment.



- Consult qualified personnel with questions and all electrical repairs must be performed by trained and qualified personnel only.
- For motors nameplated as “belted duty only”, do not operate the motor without belts properly installed.
- Motors and/or driven equipment should not be operated faster than their rated speed.
- For inverter applications, follow the inverter manufacturer’s installation guidelines.
- Make sure the motor is properly secured and aligned before operation.

WARNINGS & CONDITIONS

FREQUENTLY ASKED QUESTIONS

ENERGY INDEPENDENCE AND SECURITY ACT OF 2007 (“EISA”)

These materials are intended to provide general information (not legal or other advice) about important new legislation or developments. These materials are not intended to substitute for a thorough analysis of the subject covered or any subsequent developments relating to that subject.

Q. Are medium voltage motors covered by EISA?

A. No. EISA only covers motors that are operational at 60 Hz with voltages through 600 V.

Q. Must 60/50 Hz rated motors meet EISA efficiencies?

A. Yes, 60/50 Hz motors must comply with the applicable efficiency requirement at the 60 Hz rating. 50 Hz only motors are exempt.

Q. What efficiencies are documented in NEMA tables 12-11, 12-12, 12-13 and 12-14?

A. NEMA table 12-11 defines efficiencies associated with EPA. 12-12 contains efficiencies associated with NEMA Premium (former CEE efficiencies). 12-13 defines medium voltage (>600V). 12-14 defines NEMA Premium levels @ 50 Hz.

Q. Must spread voltage (eg. 200-230/460V) or tri-voltage (eg. 230/460/796) rated motors meet EISA efficiencies at all rated voltages?

A. Yes. The motor must meet the required efficiency at each rated voltage on the nameplate. Note that since the efficiency requirements of the stated voltages may vary (200V must meet “EPA”/Table 12-11, whereas 230 & 460 must meet “NEMA Premium”/Table 12-12), varying efficiency claims must be made on the same nameplate.

Q. What about 208 volt?

A. NEMA standards state that a 230V rated motor must operate satisfactorily at +/-10% of rated voltage. 208V is within the tolerance and must therefore meet the same efficiency requirements as its 230V companion.

Q. Are single phase motors covered by EISA?

A. No, regardless of motor frame size or HP rating.

Q. Are 48 and 56 frame motors covered by EISA?

A. No. However there are discussions about the possible establishment of efficiency standards for fractional HP motors.

Q. Are “inverter duty” motors covered by EISA?

A. Yes, if the motor is operational at 60 Hz. If the motor can be used as a “general purpose” motor, it must meet EISA-mandated efficiency. Special V/Hz motors (eg. 45Hz/230V) are not covered, nor are special ventilation schemes such as blower cooled or TENV.

Q. Are motors that are intermittent duty or 60 minute duty covered?

A. Motors that are truly intermittent duty or time limited and will fail if operated continuously are not covered. Motors that are labeled for less than continuous duty but are capable of operating continuously are covered.

Q. Are motors with brakes covered? What about gearmotors?

A. Motors that have brakes installed on the motor are not covered. Motors that are purchased with a shaft extension or “brake provisions” are covered. Motors that are part of the gear assembly and share bearings or other components such that they cannot operate without the gear assembly are not covered. Motors that can be operated separately but are used with a gearbox are covered.

Q. Are motors with encoders or encoder provisions covered?

A. Yes, both motor with encoders and motors with encoder provisions are covered based upon their other features such as enclosure, voltage and frequency. The inclusion of an encoder or other accessories is not required for the motor to operate so they are not considered reasons for exemption.

Q. Are multi-speed motors covered?

A. No, multi-speed motors (ex: 25/12.5hp 1800/900rpm) are not covered. There are no efficiency levels established for multi-speed motors so they cannot be labeled as EPA or NEMA Premium regardless of the efficiency value.

Q. Are eight (8) pole motors covered?

A. Yes, eight-pole motors operating on 60Hz power supplies are covered. There are no NEMA Premium efficiency levels defined for eight-pole motors so they cannot be labeled as NEMA Premium even if the efficiency exceeds EPA (Table 12-11) levels.

NEMA MG-1 Table 12-11 Full Load Efficiencies of EPart Efficient Electric Motors

HP	NOMINAL FULL LOAD EFFICIENCY							
	OPEN FRAME				ENCLOSED FRAME			
	2 POLE	4 POLE	6 POLE	8 POLE	2 POLE	4 POLE	6 POLE	8 POLE
1	N/A	82.5	80.0	74.0	75.5	82.5	80.0	74.0
1 1/2	82.5	84.0	84.0	75.5	82.5	84.0	85.5	77.0
2	84.0	84.0	85.5	85.5	84.0	84.0	86.5	82.5
3	84.0	86.5	86.5	86.5	85.5	87.5	87.5	84.0
5	85.5	87.5	87.5	87.5	87.5	87.5	87.5	85.5
7 1/2	87.5	88.5	88.5	88.5	88.5	89.5	89.5	85.5
10	88.5	89.5	90.2	89.5	89.5	89.5	89.5	88.5
15	89.5	91.0	90.2	89.5	90.2	91.0	90.2	88.5
20	90.2	91.0	91.0	90.2	90.2	91.0	90.2	89.5
25	91.0	91.7	91.7	90.2	91.0	92.4	91.7	89.5
30	91.0	92.4	92.4	91.0	91.0	92.4	91.7	91.0
40	91.7	93.0	93.0	91.0	91.7	93.0	93.0	91.0
50	92.4	93.0	93.0	91.7	92.4	93.0	93.0	91.7
60	93.0	93.6	93.6	92.4	93.0	93.6	93.6	91.7
75	93.0	94.1	93.6	93.6	93.0	94.1	93.6	93.0
100	93.0	94.1	94.1	93.6	93.6	94.5	94.1	93.0
125	93.6	94.5	94.1	93.6	94.5	94.5	94.1	93.6
150	93.6	95.0	94.5	93.6	94.5	95.0	95.0	93.6
200	94.5	95.0	94.5	93.6	95.0	95.0	95.0	94.1
250	94.5	95.4	95.4	94.5	95.4	95.0	95.0	94.5
300	95.0	95.4	95.4	N/A	95.4	95.4	95.0	N/A
350	95.0	95.4	95.4	N/A	95.4	95.4	95.0	N/A
400	95.4	95.4	N/A	N/A	95.4	95.4	N/A	N/A
450	95.8	95.8	N/A	N/A	95.4	95.4	N/A	N/A
500	95.8	95.8	N/A	N/A	95.4	95.8	N/A	N/A

NEMA TABLE 12-11

**NEMA MG-1 Table 12-12 Full Load Efficiencies for 60 Hz
NEMA Premium® (CEE)
Efficient Electric Motors Rated 600 Volts or less (Random Wound)**

HP	NOMINAL FULL LOAD EFFICIENCY							
	OPEN FRAME				ENCLOSED FRAME			
	2 POLE	4 POLE	6 POLE	8 POLE	2 POLE	4 POLE	6 POLE	8 POLE
1	77.0	85.5	82.5	N/A	77.0	85.5	82.5	N/A
1 1/2	84.0	86.5	86.5	N/A	84.0	86.5	87.5	N/A
2	85.5	86.5	87.5	N/A	85.5	86.5	88.5	N/A
3	85.5	89.5	88.5	N/A	86.5	89.5	89.5	N/A
5	86.5	89.5	89.5	N/A	88.5	89.5	89.5	N/A
7 1/2	88.5	91.0	90.2	N/A	89.5	91.7	91.0	N/A
10	89.5	91.7	91.7	N/A	90.2	91.7	91.0	N/A
15	90.2	93.0	91.7	N/A	91.0	92.4	91.7	N/A
20	91.0	93.0	92.4	N/A	91.0	93.0	91.7	N/A
25	91.7	93.6	93.0	N/A	91.7	93.6	93.0	N/A
30	91.7	94.1	93.6	N/A	91.7	93.6	93.0	N/A
40	92.4	94.1	94.1	N/A	92.4	94.1	94.1	N/A
50	93.0	94.5	94.1	N/A	93.0	94.5	94.1	N/A
60	93.6	95.0	94.5	N/A	93.6	95.0	94.5	N/A
75	93.6	95.0	94.5	N/A	93.6	95.4	94.5	N/A
100	93.6	95.4	95.0	N/A	94.1	95.4	95.0	N/A
125	94.1	95.4	95.0	N/A	95.0	95.4	95.0	N/A
150	94.1	95.8	95.4	N/A	95.0	95.8	95.8	N/A
200	95.0	95.8	95.4	N/A	95.4	96.2	95.8	N/A
250	95.0	95.8	95.4	N/A	95.8	96.2	95.8	N/A
300	95.4	95.8	95.4	N/A	95.8	96.2	95.8	N/A
350	95.4	95.8	95.4	N/A	95.8	96.2	95.8	N/A
400	95.8	95.8	95.8	N/A	95.8	96.2	95.8	N/A
450	95.8	96.2	96.2	N/A	95.8	96.2	95.8	N/A
500	95.8	96.2	96.2	N/A	95.8	96.2	95.8	N/A

NEAM TABLE 12-12

Marathon Electric's "MAX" Family of AC Variable Speed Motors

Performance and Specification Comparisons



Characteristic	microMAX™	Black Max®	Blue Max®
Electrical Characteristics			
Horsepower range	1/8-10	1/4-30	1-1250
Base speed (# Poles)	4	4 and 6	2, 4, 6, 8, 10, 12
Standard Voltage	230, 230/460, 575	230/460, 575	230/460, 460, 575
Insulation Class	H	F	F (select models are H)
Insulation System	CR200 magnet wire / Class H	MAX GUARD® / Class F	MAX GUARD® / Class F or H
Service Factor (inverter power)	1.0	1.0	1.0
Phase/Base Frequency	3/60	3/60	3/60
Design Code (NEMA)	A	A	A ("B" as noted)
Duty Cycle	Continuous	Continuous	Continuous
Thermal protection	None	Class F thermostats	Class F thermostats
Mechanical Characteristics			
Frame size (mounting)	56-215T	56-286T	143T-680S
Normal NEMA frame size	Yes	Yes	Yes
Enclosure	TENV & TEFC	TENV & EPNV	TENV, TEFC, TEBC, EPNV, DPFV
Frame material	Rolled Steel	Rolled Steel, Aluminum, and Cast Iron	Cast Iron
End bracket material	Aluminum	Aluminum, Cast Iron	Cast Iron
Conduit box material	Steel	Steel	Cast Iron
Fan guard material	Polypropylene	None (all ratings TENV)	Cast Iron
Fan material	Polypropylene	None (all ratings TENV)	Polypropylene
Severe Duty option	No	No	Yes
Lead termination	Terminal block (3 lead TENV) Conduit box (all others)	Conduit box	Conduit box
Standard mounting (stock)	C-Face with Rigid Base and C-Face Round Body	C-Face with Rigid Base	C-Face with Rigid Base (1-100 HP) Rigid base (TEFC and over 100 HP)
Drive end shaft slinger	No	No	Yes
Paint	Black (powder-coat or enamel)	Black (powder-coat or enamel)	Blue (powder-coat or enamel)
Bearings	Ball (C3 fit)	Ball (C3 fit)	Ball (C3 fit); 445T-up Roller
Grease	Mobil POLYREX EM	Mobil POLYREX EM	Mobil POLYREX EM
Standard conduit box assembly position	F3	F1, reversible to F2 (except 56/140 frame steel)	F1, reversible to F2 (F3 available on build-up)
Performance Characteristics			
Constant Torque speed range	20:1 (TEFC), 1000:1 (TENV)	1000:1 (TENV)	2000:1 (all enclosures) TEFC: 20:1 on V/H drives
Constant Horsepower speed range	2:1 (90-120 Hz intermittent)	2:1 (90-120 Hz intermittent)	1.5:1-4:1
Temperature rise	B	F	F (TENV & TEFC) B (TEBC)
Encoder provisions (stock motors)	No	Yes	Yes
High Breakdown Torque	Yes	Yes	Yes
Other Characteristics			
Agency listings	UL Recognized, CSA Certified, CE	UL Recognized, CSA Certified, CE	UL Recognized, CSA Certified, CE
Warranty	3 years	3 years	3 years

The Blue Chip® Motor Group:

Motors for the Long Run!

Specifications	Features	Blue Chip®	XRI®	XRI®-SD	XRI®-841
Enclosures	143-145T frame TENV • 182T-449T frame TEFC	✓	✓	✓	✓
Construction	Cast iron frames and end shields	✓	✓	✓	✓
Fan (External)	Non-sparking polypropylene 143T-324T			✓	✓
	Non-sparking polypropylene 364T-449T	✓	✓	✓	✓
Fan Guard	Cast iron			✓	✓
	Polypropylene 182T-286T • Cast iron 324T-449T	✓	✓		
Conduit Box	Steel 143T-326T • Cast iron 364T-449T	✓	✓		
	Cast iron, oversized, fully gasketed with NPT threaded opening			✓	✓
Bearings & Lubrication	Shielded ball bearings • Select ratings above 125 HP have roller bearing on drive-end • C-3 fit with premium Mobil Polyrex EM grease (-30°C to +150°C)	✓	✓	✓	✓
	Zerk fittings			✓	✓
	Extended grease tubes for regreasing without disassembly			✓	✓
Bearing Caps	Cast iron, 254T-449T frame			✓	✓
	Cast iron, 444T-449T frame	✓	✓		
Drains	Corrosion resistant brass drain and breather			✓	✓
	Drilled and tapped hole		✓		
	Drain hole 143T-326T • Drilled and tapped hole 364T-449T	✓	✓		
Slinger	Molded neoprene slinger on shaft end	✓	✓	✓	
Voltage	230/460 volt through 100 HP • 460 volt - 125 HP & above	✓	✓	✓	✓
	575 volt available • 230/460 volt available	✓	✓	✓	✓
	460 volt or 575 volt, 3 leads			✓	✓
Leads	Lead lugs standard 364T frame and larger	✓	✓	✓	✓
	Permanently marked leads with lead separator			✓	✓
Service Factor (Sine Wave)	1.15	✓	✓	✓	✓
	1.25 (through 40 HP)		✓	✓	✓
Insulation	Non-hygroscopic class F insulation • 449T class H insulation	✓	✓		✓
	MAX GUARD®			✓	✓
Inverter Duty	Rated for 10:1 VT or 20:1 CT VFD		✓	✓	✓
	Nameplated for 10:1 VT, 2:1 CT or 10:1 CT VFD			✓	✓
Nameplate	Stainless steel - includes NEMA nom. eff., power factor	✓	✓	✓	✓
	AFBMA bearing identification plate			✓	✓
Marine Duty	Meets IEEE45 and USCG			✓	✓
	Meets API RP14F for offshore platforms			✓	✓
Agency Listings	UL recognized file no. E49747 and CSA certified	✓	✓	✓	✓
Division 2	CSA certification nameplate, Class I Groups A, B, C, & D. Temperature code: T2B			✓	✓
Seals	Inpro/Sea® VBX® Bearing Isolators on drive end of TENV and on both ends of TEFC				✓
Epoxy Finish	Internal and external corrosion resistant epoxy			✓	✓
Hardware	Corrosion resistant zinc dichromate plated hex head hardware • Lifting provisions, 182T-449T frame	✓	✓	✓	✓
					✓
Ground	Ground lug provision in conduit box	✓	✓	✓	✓
	External grounding provision				✓
Balance	Special balance average .03 in/sec			✓	✓
Warranty	24 mo. from date of first use.,30 mo. from date of manufacture	✓			
	36 mo. from date of first use.,42 mo. from date of manufacture		✓	✓	
	60 mo. from date of first use.,66 mo. from date of manufacture				✓
	Optional extended warranty			✓	✓
Motor Testing	Actual short commercial test data supplied with each motor		✓		
	Actual short commercial test data plus max. vibration test supplied with each motor			✓	
	Actual short commercial test data plus 2 additional vibration tests are supplied with each motor				✓



Blue Chip®
Meets EPACT and Canadian NRCAN



Blue Chip® XRI® - Ultra High

☛ Meets NEMA Premium® Levels



Blue Chip® XRI® - Severe Duty

☛ Meets NEMA Premium® Levels



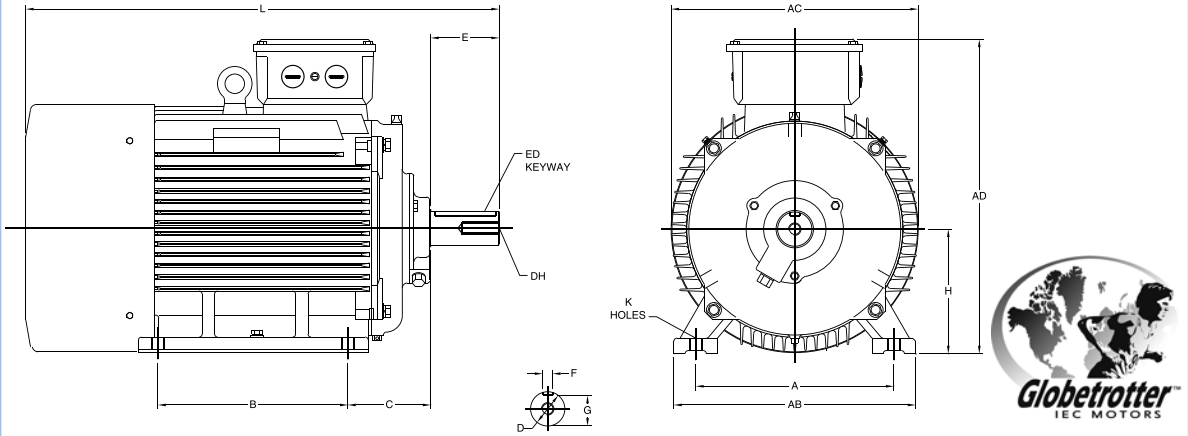
Blue Chip® XRI®-841

Meets IEEE 841 Motor Specifications

☛ Meets NEMA Premium® Levels

IEC Quick Reference Dimensional Chart

B3 Foot-Mounted (Ridge Base)

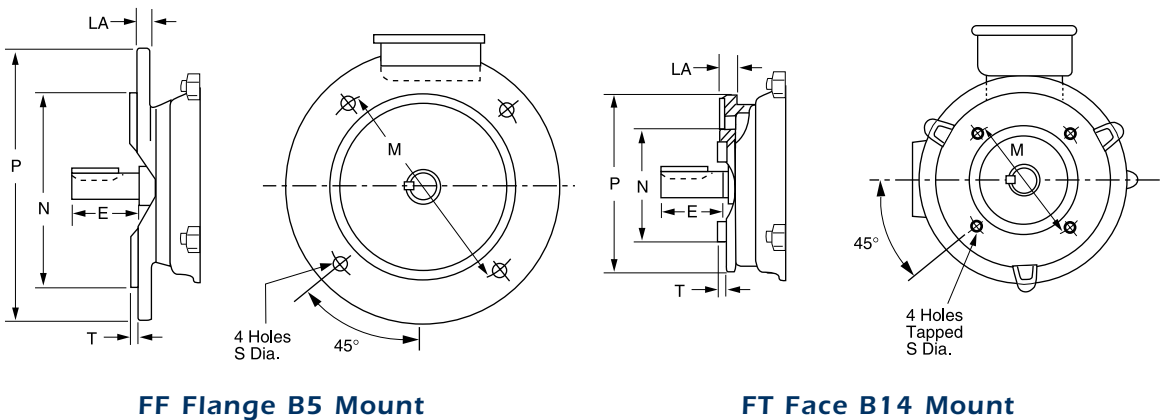


IEC Frame Dimensions (Millimeters)

FRAME	Mounting						Shaft						General			B5 (FF) Flange						B14 (FT) Face					
	A	B	C	H	AB	K	D	E	F	G	ED	DH	AC	AD	HD	M	N	P	S	T	LA	M	N	P	S	T	LA
63	100	80	40	63	119	7	11	23	4	8.5	10	M4 x 10	126	-	169	115	95	140	10	3.0	7	75	60	90	M5	2.5	7
71	112	90	45	71	131	7	14	30	5	11.0	20	M5 x 12.5	140	-	186	130	110	160	10	3.5	7	85	70	105	M6	2.5	9
80	125	100	50	80	157	10	19	40	6	15.5	25	M6 x 16	158	132	212	165	130	200	12	3.5	12	100	80	120	M6	3.0	9
90S	140	100	56	90	174	10	24	50	8	20.0	32	M8 x 19	178	140	230	165	130	200	12	3.5	12	115	95	140	M8	3.0	9
90L	140	125	56	90	174	10	24	50	8	20.0	32	M8 x 19	178	140	230	165	130	200	12	3.5	12	115	95	140	M8	3.0	9
100L	160	140	63	100	205	12	28	60	8	24.0	40	M10 x 22	215	178	278	215	180	250	15	4.0	11	130	110	160	M8	3.5	14
112M	190	140	70	112	245	12	28	60	8	24.0	40	M10 x 22	220	190	302	215	180	250	15	4.0	12	130	110	160	M8	3.5	11
132S	216	140	89	132	280	12	38	80	10	33.0	56	M12 x 28	275	210	342	265	230	300	15	4.0	12	165	130	200	M10	3.5	14
132M	216	178	89	132	280	12	38	80	10	33.0	56	M12 x 28	275	210	342	265	230	300	15	4.0	12	165	130	200	M10	3.5	14
160M	254	210	108	160	325	15	42	110	12	37.0	80	M16 x 36	325	254	414	300	250	350	19	5.0	13	215	180	250	M12	4.0	13
160L	254	254	108	160	325	15	42	110	12	37.0	80	M16 x 36	325	254	414	300	250	350	19	5.0	13	215	180	250	M12	4.0	13
180M	279	241	121	180	335	15	48	110	14	42.5	80	M16 x 36	360	310	490	300	250	350	19	5.0	15	NOT DEFINED BY IEC 72					
180L	279	279	121	180	335	15	48	110	14	42.5	80	M16 x 36	360	310	490	300	250	350	19	5.0	15						
200L	318	305	133	200	395	19	55	110	16	49.0	100	M20 x 42	400	340	540	350	300	400	19	5.0	19.5						
225S	356	286	149	225	435	19	55°	110°	16°	49°	100°	M20 x 42	445	414	639	400	350	450	19	5.0	21.0						
225M							60	140	18	53	125																
250M	406	349	168	250	490	24	55°	110°	16°	49°	100°	M20 x 42	445	414	639	400	350	450	19	5.0	21.0						
							60°	140	18	53°	125																
							65	140	18	58	125	M20 x 42	500	440	690	400	350	450	19	5.0	21.0						

*2 Pole Dimensions

1mm = .03937", 1" = 25.4mm



FF Flange B5 Mount

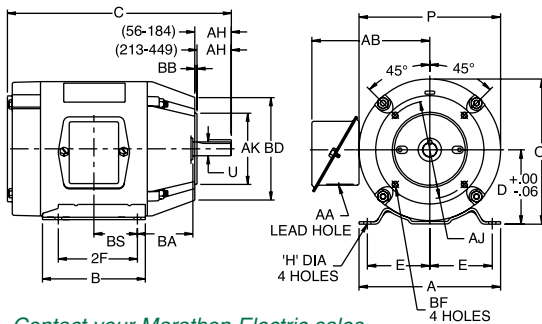
FT Face B14 Mount

Footnotes

1	Capacitor Start/Capacitor Run design for reduced amperage	75	Addition of C-Face Kits may result in non-NEMA "BA", dimension. For the resulting "BA" dimension consult chart found in modification section
2	Capacitor Start Induction Run design	76	Addition of C-Face Kits in non-NEMA "AH" dimension. "AH" is 2.12, Rework "AH" is 2.38
3	Split Phase design	77	Frame size is drilled with three sets of footholes, 5010, 5011, and 5012 as standard. Foothole drilling for 5009 available upon request, as a build-up
4	Sleeve bearing	78	Frame size is drilled with two sets of footholes, 5012 and 5013 standard
5	56H, 143T, and 145T Combination Base with 12 mounting holes	79	Ball brgs on both ends suitable for direct connection. For belted applications, refer to Customer Service
6	Bolt-on removable base for footless mounting option	80	Rolled steel fan guard on 143T-145T
7	Shaft extension 1-1/2" long by 1/2" diameter	81	24" long #18 SO 2-conductor cord out shell at 11 o'clock position
8	Shaft extension 1-7/8" long by 1/2" diameter	82	Welded Rigid Base
9	Shaft extension 2-1/4" long by 1/2" diameter	83	Shaft extension 1-7/8" long by 5/8" diameter with 6-3/8" mounting flange
10	Shaft extension 2-1/4" long by 5/8" diameter	84	NEMA 145T C-Face mounting with removable 182T rigid base
11	Shaft extension 2-1/4" long by 7/8" diameter	85	Not tach adaptable
12	With rigid base	86	2:1 constant torque speed range; RTM for greater torque capability
13	F1 Mounting only, cannot reassemble to F2	87	10:1 Constant Torque available as build-up, RTM for price and availability
14	Will accept C-Face kit, see Accessory Section	88	182T base and shaft height, 145TC mounting face and shaft dimensions
15	Fixed CW Rotation, viewing opposite shaft (or lead end) of motor	89	Threaded NPT opening in conduit box
16	Fixed CCW Rotation, viewing opposite shaft (or lead end) of motor	90	Not UL Recognized
17	1.0 Service Factor	91	Suitable for use on VFD at 208 volt
18	1.15 Service Factor	92	7/8" Thru-bolts, shaft end
19	1.25 Service Factor	93	Permanent split capacitor-switchless
20	1.35 Service Factor	94	1/2" Thru-bolts, shaft end
21	Double shaft extension 1-1/2" long by 1/2" diameter with flat each end	95	Will not accept drip cover kit
22	Double shaft extension 1-7/8" long by 5/8" diameter each end	96	3 lead reversible design works with single pole, double throw reversing switch
23	Shaft extension 3/8" diameter	97	Addition of D-Flange kit will result in non-NEMA "BA" dimension (1/2" longer than NEMA) and non-NEMA shaft extension (1/2" shorter than NEMA).
24	Motor will NOT accept a Brake kit	98	Not UL Listed for Fire Pump applications
25	Motor will NOT accept C-Face Kits	99	Suitable for 2:1 CT operation
26	5/8" shaft adapter included	100	6" shaft extension with 2 flats 90° apart
27	Drip Cover included	110	1.20 Service Factor
28	Steel Endshields	111	1.30 Service Factor
29	Weep holes with removable plugs on end brackets. Remove bottom plug after installation	112	1.40 Service Factor
30	Resilient ring mount, base not included	113	1.50 Service Factor
31	5/8" Thru-bolts, shaft end	114	1.60 Service Factor
32	3/4" Thru bolts, shaft end	115	1.75 Service Factor
33	Shaft extension 6" long by 5/8" diameter with full flat and key 90° apart	116	1-3/4" thru-bolt extension on shaft-end
34	1" Thru-bolts, shaft end	2:1	Suitable for 2:1 CT operation; consult "R164 Rework" table for fan change pricing to upgrade to 10:1 CT
35	1-1/8" Thru-bolts, shaft end	A	NEMA Design A
36	1-1/4" Thru-bolts, shaft end	AH	Conforms to GM 7EH and satisfies Ford EM-1 and GM 7EQ
37	1-1/2" Thru-bolts, shaft end	AL	Aluminum Frame Construction
38	2" Thru-bolts, shaft end	AQ	Conforms to GM 7EQ and satisfies Daimler Chrysler NPEM-100, and Ford EM-1
39	No Thru-bolts, shaft end	BI	Class B Insulation
40	Space heaters and 100 ohm platinum stator RTDs included.	B	NEMA Design B
41	1/2" Thru-bolts, opposite shaft end	BP	Separate power supply required for blower motor
42	3/4" Thru-bolts, opposite shaft end	C	NEMA Design C
43	2-1/2" Resilient Rings included	CD	Suitable for Group C
44	1" Thru-bolts, opposite shaft end	CF	Consult Factory for Accessory Kit and/or Modification Selection
45	60° C ambient	CT	Suitable for 20:1 CT on Vector Drive, continuous duty or 2000:1
46	65° C ambient	d	Will become build-up item when current stock is gone
47	Connected for CCW rotation (U.S. standard) facing opposite shaft end. Reversible by reconnection of leads	E	Design incorporates electronic switch
48	Connected for CW rotation (Canadian standard) facing opposite shaft end. Reversible by reconnection of leads	ES	Energy Saver Design
49	Shaft extension 1-13/16" long by 1/2" diameter with 6-3/8" mounting flange	F	Class F Insulation
50	Designed for 50 Hz operation	FN	Drive has cooling fan
51	Does not include resilient rings, see Accessory Section	H	Class H Insulation
52	1/2" x 1-7/8" Shaft with 1-5/8" Flat	I	Reduced HP @ 120 HZ
53	1/2" Shaft with 5/8" adapter and Key	N	Totally Enclosed, Non-Ventilated
54	30 minute duty cycle, not rated for continuous duty	NE	Exempt from NEMA Premium efficiency requirement
55	Shaft extension 3-13/16" long by 5/8" diameter with 3.5" keyway	NP	Does not meet NEMA PremiumR efficiency
56	1-5/8" Thru-bolts, shaft end	NS	Single Shielded Ball Bearings
57	Open construction	PW	Part Winding Start Capability
58	Capacitor supplied with motor	Q	"Quick Connect" terminal board
59	TEAO construction	RB	Roller Bearing on shaft end for belted load only
60	Foot locating Set Screws on frame, 90° apart	S	Steel Frame Construction
61	10" Leads	SH	Space heaters
62	43" Leads	SL	Sound level exceeds standard
63	1-1/2" Thru-bolts, opposite shaft end	TS	Normally Closed Thermostats installed
65	Mounting accessories and resilient ring for pulley end are not included. Use accessory kit 161L131AB1 for resilient ring mounting.	V	Suitable for 10:1 CT 60 minute duty, otherwise 2:1 CT
67	Capacitor not included, see Accessory Section	VB	Vibration not met
68	Rated 60/50 hertz, 190/380 or 380 volt at next lower horsepower	VC	Voltage Change Device feature for quick voltage changes
69	50° C Ambient	X	XRI, Ultra High Efficiency Design
70	Not Nameplated 50 hz	YD	12 Leads for WYE-DELTA, Part Winding on low voltage, or across-the-line starting
71	Includes length adapter bracket	Z	56HZ with 7/8" shaft dia., 3-1/2" shaft height, and slotted 56 frame base
72	Usable on 200 Volts at 1.0 service factor		
73	No hubs		
74	Split phase/capacitor run electrical design		

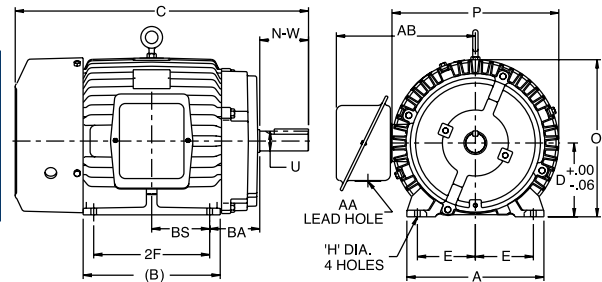
NEMA Quick Reference Dimensional Chart

Typical C-Face Motor



NEMA C-Face	BA Dimensions
143-5TC	2-3/4
182-4TC	3-1/2
213-5TC	4-1/4
254-6TC	4-3/4

Typical Rigid Base Motor



Contact your Marathon Electric sales representative for "AB", "O", & "P" Dimensions.

Refer to your Marathon Electric catalog for "C" Dimensions.

FRAME	D	E	2F	H	U	N-W	AA	AH	AJ	AK	BA	BB (MIN)	BD (MAX)	BF
48	3.00	2.12	2.75	.34 SLOT	.5000	1.50	1/2	1.69	3.750	3.000	2.50	.13	5.62	1/4-20
56	3.50	2.44	3.00	.34 SLOT	.6250	1.88	1/2	2.06	5.875	4.500	2.75	.13	6.50	3/8-16
56H	3.50	2.44	5.00	.34 SLOT	.6250	1.88	1/2	2.06	5.875	4.500	2.75	.13	6.50	3/8-16
143T	3.50	2.75	4.00	.34	.8750	2.25	3/4	2.12	5.875	4.500	2.25	.13	6.50	3/8-16
145T	3.50	2.75	5.00	.34	.8750	2.25	3/4	2.12	5.875	4.500	2.25	.13	6.50	3/8-16
182	4.50	3.75	4.50	.41	.8750	2.25	3/4	2.12	5.875	4.500	2.75	.13	6.50	3/8-16
184	4.50	3.75	5.50	.41	.8750	2.25	3/4	2.12	5.875	4.500	2.75	.13	6.50	3/8-16
182T	4.50	3.75	4.50	.41	1.125	2.75	3/4	2.62	7.250	8.500	2.75	.25	9.00	1/2-13
184T	4.50	3.75	5.50	.41	1.125	2.75	3/4	2.62	7.250	8.500	2.75	.25	9.00	1/2-13
213	5.25	4.25	5.50	.41	1.125	3.00	1	2.75	7.250	8.500	3.50	.25	9.00	1/2-13
215	5.25	4.25	7.00	.41	1.125	3.00	1	2.75	7.250	8.500	3.50	.25	9.00	1/2-13
213T	5.25	4.25	5.50	.41	1.375	3.38	1	3.12	7.250	8.500	3.50	.25	9.00	1/2-13
215T	5.25	4.25	7.00	.41	1.375	3.38	1	3.12	7.250	8.500	3.50	.25	9.00	1/2-13
254U	6.25	5.00	8.25	.53	1.375	3.75	1-1/4	3.50	7.250	8.500	4.25	.25	10.00	1/2-13
256U	6.25	5.00	10.00	.53	1.375	3.75	1-1/4	3.50	7.250	8.500	4.25	.25	10.00	1/2-13
254T	6.25	5.00	8.25	.53	1.625	4.00	1-1/4	3.75	7.250	8.500	4.25	.25	10.00	1/2-13
256T	6.25	5.00	10.00	.53	1.625	4.00	1-1/4	3.75	7.250	8.500	4.25	.25	10.00	1/2-13
284U	7.00	5.50	9.50	.53	1.625	4.88	1-1/2	4.62	9.000	10.500	4.75	.25	11.25	1/2-13
286U	7.00	5.50	11.00	.53	1.625	4.88	1-1/2	4.62	9.000	10.500	4.75	.25	11.25	1/2-13
284T	7.00	5.50	9.50	.53	1.875	4.62	1-1/2	4.38	9.000	10.500	4.75	.25	11.25	1/2-13
286T	7.00	5.50	11.00	.53	1.875	4.62	1-1/2	4.38	9.000	10.500	4.75	.25	11.25	1/2-13
284TS	7.00	5.50	9.50	.53	1.625	3.25	1-1/2	3.00	9.000	10.500	4.75	.25	11.25	1/2-13
286TS	7.00	5.50	11.00	.53	1.625	3.25	1-1/2	3.00	9.000	10.500	4.75	.25	11.25	1/2-13
324U	8.00	6.25	10.50	.66	1.875	5.62	2	5.38	11.000	12.500	5.25	.25	14.00	5/8-11
326U	8.00	6.25	12.00	.66	1.875	5.62	2	5.38	11.000	12.500	5.25	.25	14.00	5/8-11
324T	8.00	6.25	10.50	.66	2.125	5.25	2	5.00	11.000	12.500	5.25	.25	14.00	5/8-11
326T	8.00	6.25	12.00	.66	2.125	5.25	2	5.00	11.000	12.500	5.25	.25	14.00	5/8-11
324TS	8.00	6.25	10.50	.66	1.875	3.75	2	3.50	11.000	12.500	5.25	.25	14.00	5/8-11
326TS	8.00	6.25	12.00	.66	1.875	3.75	2	3.50	11.000	12.500	5.25	.25	14.00	5/8-11
364U	9.00	7.00	11.25	.66	2.125	6.38	2-1/2	6.12	11.000	12.500	5.88	.25	14.00	5/8-11
365U	9.00	7.00	12.25	.66	2.125	6.38	2-1/2	6.12	11.000	12.500	5.88	.25	14.00	5/8-11
364T	9.00	7.00	11.25	.66	2.375	5.88	2-1/2	5.62	11.000	12.500	5.88	.25	14.00	5/8-11
365T	9.00	7.00	12.25	.66	2.375	5.88	2-1/2	5.62	11.000	12.500	5.88	.25	14.00	5/8-11
364TS	9.00	7.00	11.25	.66	1.875	3.75	2-1/2	3.50	11.000	12.500	5.88	.25	14.00	5/8-11
365TS	9.00	7.00	12.25	.66	1.875	3.75	2-1/2	3.50	11.000	12.500	5.88	.25	14.00	5/8-11
404U	10.00	8.00	12.25	.81	2.375	7.12	3	6.88	11.000	12.500	6.62	.25	15.50	5/8-11
405U	10.00	8.00	13.75	.81	2.375	7.12	3	6.88	11.000	12.500	6.62	.25	15.50	5/8-11
404T	10.00	8.00	12.25	.81	2.875	7.25	3	7.00	11.000	12.500	6.62	.25	15.50	5/8-11
405T	10.00	8.00	13.75	.81	2.875	7.25	3	7.00	11.000	12.500	6.62	.25	15.50	5/8-11
404TS	10.00	8.00	12.25	.81	2.125	4.25	3	4.00	11.000	12.500	6.62	.25	15.50	5/8-11
405TS	10.00	8.00	13.75	.81	2.125	4.25	3	4.00	11.000	12.500	6.62	.25	15.50	5/8-11
444U	11.00	9.00	14.50	.81	2.875	8.62	3	8.38	14.000	16.000	7.50	.25	18.00	5/8-11
445U	11.00	9.00	16.50	.81	2.875	8.62	3	8.38	14.000	16.000	7.50	.25	18.00	5/8-11
444T	11.00	9.00	14.50	.81	3.375	8.50	3	8.25	14.000	16.000	7.50	.25	18.00	5/8-11
445T	11.00	9.00	16.50	.81	3.375	8.50	3	8.25	14.000	16.000	7.50	.25	18.00	5/8-11
444TS	11.00	9.00	14.50	.81	2.375	4.75	3	4.50	14.000	16.000	7.50	.25	18.00	5/8-11
445TS	11.00	9.00	16.50	.81	2.375	4.75	3	4.50	14.000	16.000	7.50	.25	18.00	5/8-11
447T	11.00	9.00	20.00	.81	3.375	8.50	3	8.25	14.000	16.000	7.50	.25	18.00	5/8-11
449T	11.00	9.00	25.00	.81	3.375	8.50	3	8.25	14.000	16.000	7.50	.25	18.00	5/8-11
447TS	11.00	9.00	20.00	.81	2.375	4.75	4 NPT	4.50	14.000	16.000	7.50	.25	18.00	5/8-11
449TS	11.00	9.00	25.00	.81	2.375	4.75	4 NPT	4.50	14.000	16.000	7.50	.25	18.00	5/8-11



Marathon Electric Manufacturing Corporation

100 East Randolph St. ■ P.O. Box 8003 ■ Wausau, Wisconsin 54402

Call: (715) 675-3311 ■ Fax: (715) 675-8030 ■ www.marathonelectric.com

SB300/6039M/BH&SK/REV12-07/15M-DBH

