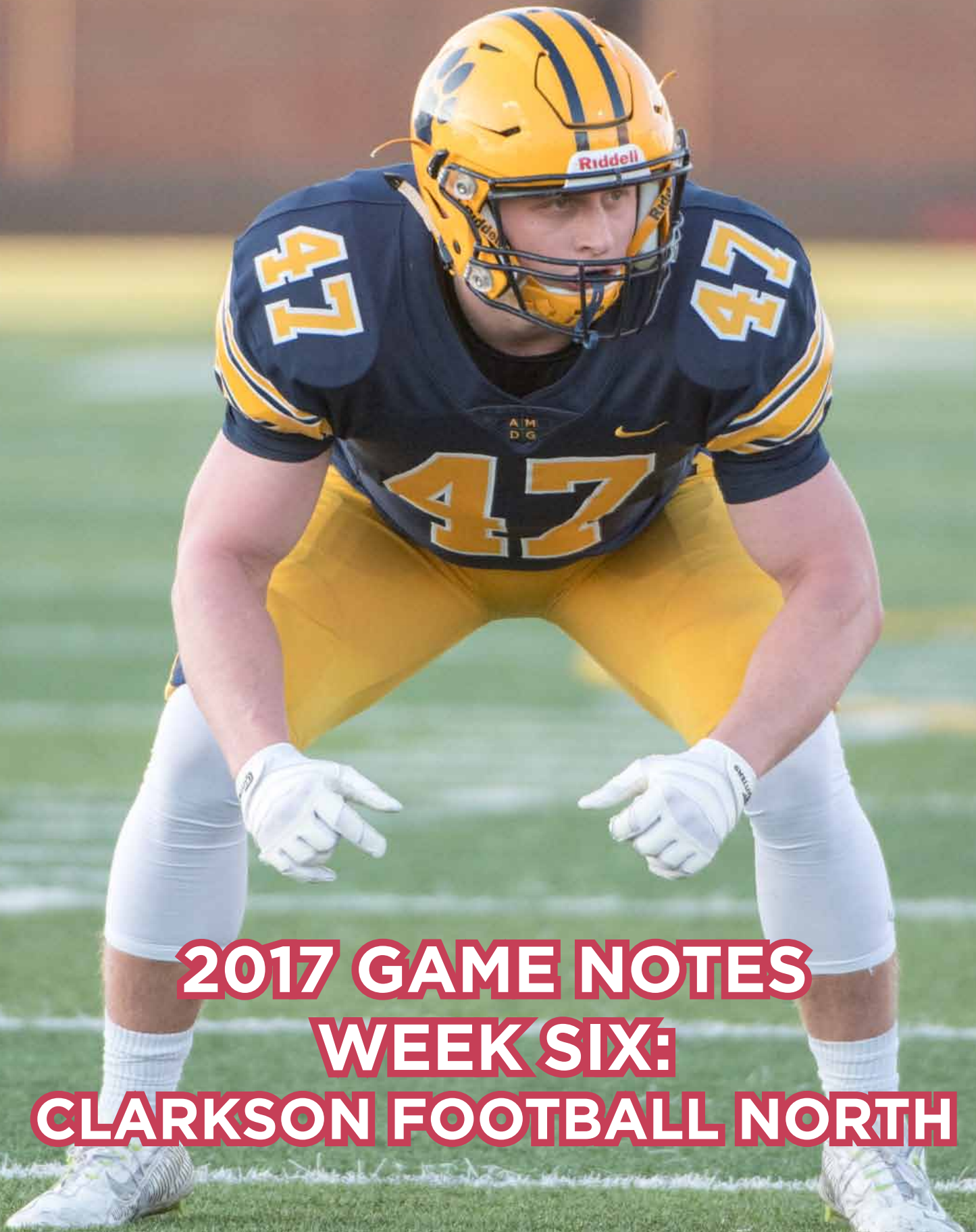


SAINT IGNATIUS
FOOTBALL



2017 GAME NOTES
WEEK SIX:
CLARKSON FOOTBALL NORTH

THE MATCHUP



at



**Clarkson
FOOTBALL
NORTH**

**Saint Ignatius
WILDCATS**

September 30, 2017

Byers Field

Kickoff: 7 p.m.

Saint Ignatius Schedule

<i>Date</i>	<i>Opponent</i>	<i>Time/Score</i>
8/24	@ Archbishop Hoban	W, 17-3
9/1	@ Mentor	W, 41-31
9/9	vs. Euclid	W, 34-20
9/15	vs. Detroit Catholic Central	W, 38-7
9/23	@ Cincinnati Elder	W, 30-28
9/30	vs. Clarkson Football North	7:00 p.m.
10/7	vs. Canton GlenOak	7:00 p.m.
10/13	vs. Archbishop Moeller (at Otterbein)	7:00 p.m.
10/21	vs. St. Xavier	3:00 p.m.
10/28	@ St. Edward	7:00 p.m.

Follow the Wildcats on social media for full coverage of every Saint Ignatius team.



@SIHSSports



sihsathletics



sihssports

Team Information

Saint Ignatius High School: 5-0
OHSAA Division I, Region 1
Head Coach: Chuck Kyle '69
Record at School: 339-85-1
Overall Record: 339-85-1

Clarkson Football North: 2-3
OHSAA Division II Equivalent
Head Coach: Larry JUSDANSIS
Record at School: 2-3
Overall Record: 2-3

Media Information

For information and credential requests, contact:

Joe Ginley '12
Communications Coordinator
for Athletics

(P): 216-651-0222 x242
email: jginley@ignatius.edu

For full coverage of the Wildcats, visit ignatiuswildcats.com.

Broadcast Information

Saint Ignatius Broadcasting Network

Play-by-Play: Matt MacKenzie '18
Color Analyst: Zack Strom '19
Moderator: Jeff McCormick '83
(P): 216-651-0222 x228
email: jmccormick@ignatius.edu



ABOUT THE WILDCATS ...

Wildcats Storylines ...

TAKE CARE: The Saint Ignatius offense avoided turnovers well on Saturday against Elder. The Wildcats only turned the ball over once, on a fumble caused by the ground. This is a trend the Wildcats want to continue, as unfortunate turnovers have unfortunately plagued the blue and gold at times this season. Even still, the Football Cats have won the turnover battle overall in the first five games of the season, 13-10. The Wildcat secondary is largely responsible for forcing so many turnovers, with 10 interceptions at the halfway point of the regular season. Cameron Toppin secured a critical, game-clinching catch last weekend against Elder, securing the Wildcats' win in the ever-tough stadium affectionately known by its fans as "The Pit." Look for the Saint Ignatius secondary to be on the prowl against Clarkson Football North.

KNOW YOURSELF: Five games into the season, the Saint Ignatius offense has built its identity - pound the ball into submission with a grinding ground game, and then pop the ball over the top with sneaky playaction passes. The strategy has worked to perfection, with the Wildcats averaging 32 points per game. Mark Bobinski leads the team in rushing with 452 yards and 5 touchdowns. Jahadge "Bo" Floyd has emerged as a dynamic third down/change of pace back. The junior has 292 yards and 3 rushing touchdowns, averaging an incredible 7.3 yards per carry. The Wildcats will likely look to get Floyd rolling on Saturday.

ENERGY: For the first time in his varsity career, Dan Alexander found himself under center for the first snap of the game on Saturday. Alexander made his first varsity start at The Pit on Saturday, acquitting himself quite well. The senior completed 11-of-17 passes for 190 yards and 2 touchdowns. The Panthers also saw Alexander unleash his speed, as the signalcaller galloped 70 yards on 19 attempts, wearing out the Elder defense. Alexander will continue as the starter, and look to build up his stats and wins under center for the Wildcats.

STARTED FROM THE BOTTOM: The Wildcats fell in the state championship last season to Clarkson Football North's next opponent, St. Xavier. Losing all three starters at linebacker, many prognosticators predicted the Wildcats would have a weakness at linebacker. The opposite has come true. The Wildcats have impressive strength, with Logan Joyce and Tommy Eichenberg leading the way. The two have terrorized opposing quarterbacks, coming off the edge on the pass rush for 4 sacks and 7 quarterback hurries. Running backs have been far from safe, too, with the two combining for 17.5 tackles for loss. Andrew Keirn has contributed 12.5 tackles, 2.5 tackles for loss, and 1.5 sacks, adding to the chaos in opponents' backfields.

IF YOU'RE READING THIS IT'S TOO LATE: The Wildcats' secondary has scared opposing passers this season, as any play can turn into an interception. While Elder enjoyed some success through the air, a late interception doomed the Panthers. With Justin Sands, Matthew Viancourt, and Daniel Scelza roaming as safeties, along with Cam Toppin and Jett Elad in single coverage at corner, a big play is only moments away. Football North's quarterback will have to read the Wildcats' secondary carefully.

HOLD ON, WE'RE COMING HOME: The Wildcats return home on Saturday for their third home game of the season. The Football Cats won the first two by a combined score of 72-27. Last season, the Wildcats won their four games at Byers Field by a combined score of 182-7. In 2015, the Wildcats won five games at Byers Field, 223-54.

TOO GOOD: Special teamers are people, too. Matthew Trickett has proved a valuable asset to the Wildcats this season, and came up in the clutch in Cincinnati. Trickett kicked three field goals - 45, 40 yd, and 55 yards, tying a school record set by Tim Shenk in 2011. Trickett also converted 3-of-3 extra points, blasted 6-of-7 kickoffs into the end zone, and his punting average for the game was 47 yards.

ABOUT FOOTBALL NORTH ...

Learning about Football North ...

TOUR DE NORTHEAST OHIO: Football North, a private football program drawing its players from Clarkson Secondary School (Mississauga, ONT, CA), scheduled four Northeast Ohio programs this season – Cleveland Heights, Lorain, Saint Ignatius, and Warren G. Harding. The first two games resulted in a split, with Football North defeating Cleveland Heights and falling to Lorain last week. The Tour de Northeast Ohio continues on October 27, as Football North concludes the regular season with contests against two respected Ohio programs and Chesire Academy from Connecticut.

SPREAD ‘EM OUT: Football North employs a spread offense. The Canadian squad’s aim on offense is to spread opposing defenses out with four and five wide receiver sets, looking to open up space for its running game and its dynamic wide-outs. The Wildcats will look to stop the air show with appropriate coverages in the 3-3-5 defense.

SIX-MAN FRONT: While Football North might be based in Canada, its defensive scheme is fully American. The team plays a 6-man front defense, somewhat like the scheme the Wildcats utilize. The team from up north uses deception and different blitz packages to confuse defenses. Football North plays a style of defense the Wildcats are used to seeing, but the men in blue and gold should be wary of different twists that the visitors might employ.

X MARKS THE WIDEOUT: Tall, athletic wideouts are a premium in high school football. Football North has one such rare talent, a 6’5”, 200 pound wide receiver – Nick Mardner. The big, athletic wideout serves as the primary target for Football North’s passing attack, as its spread formations are designed to create space for Mardner. The Wildcats will have to watch out for the stellar talent, and may place top corner Cam Toppin on the case.

MIXING IT UP: While Football North primarily utilizes the passing game, the team can also run the ball. Football North likes to run out of the spread form, spreading teams across the field to open space in the middle. Look for a draw play or a few in an attempt to catch the Wildcats unawares.

A FAMILIAR FACE: One face several players from Football North will recognize is Jett Elad. The Saint Ignatius junior spent all of his childhood in Canada before moving to Cleveland for his freshman year of high school. As Eddie Dwyer reported, Elad has two cousins on Football North, making Saturday a family affair. Elad will likely play a critical role in limiting Football North’s passing attack.

Football North Schedule

Date	Opponent	Time/Score
8/25	@ Pickerington N.	L, 40-7 Panther Stadium
9/1	@ Cleveland Hts	W, 31-6 Hosford Stadium
9/8	@ Huber Hts Wayne	L, 34-21 Hyde Camp Stadium
9/15	@ Erie McDowell	W, 35-28 McDowell Stadium
9/22	@ Lorain	L, 42-21 George Daniels Field
9/30	@ Saint Ignatius	7 pm Byers Field
10/13	@ St. Xavier	7 pm Ballaban Stadium
10/20	@ Chesire Academy	7 pm Simosa Field
10/27	@ Warren G. Harding	7 pm Mollenkoff Stadium



BY THE NUMBERS/WILDCAT WATCH

1,609

Career rushing yards by Mark Bobinski, placing him 7th all-time

172.6

Rushing yards per game gained by the Wildcats

75

Rushing yards per game allowed by the Wildcats

19

Touchdowns scored by the Wildcats this year

4

Games in which the Wildcats have scored first in the 3rd quarter

0

Losses

QB DAN ALEXANDER '18



Making his first varsity start on Saturday vs. Elder, Alexander impressed. The senior finished with 190 passing yards and two touchdowns on a solid day overall. Alexander also added 70 yards, showing off his scrambling prowess. Look for Alexander to continue growing against Football North on Saturday.

DE BRAD ANDRICH '18



Playing on a quietly productive defensive line unit, Andrich has done well this season. The senior has notched 10 tackles, 2 TFL, 1 sack, and 2 forced fumbles this season, including 2 tackles on Saturday. Andrich presents a threat as both a pass rusher and run stopper for the Wildcats at defensive end. Andrich could be in for a big day against Football North.

SAINT IGNATIUS ROSTER

#	Name	Yr.	Ht.	Wt.	Position	#	Name	Yr.	Ht.	Wt.	Position
2	Matthew Trickett	Sr.	6'0	185	K/P	48	Matthew Viancourt	Sr.	5'9	170	S/RB
3	Samuel Snyder	Sr.	5'9	155	WR	49	Luke Mooney	Sr.	5'10	170	RB
4	Louis Moliterno III	Sr.	5'9	155	CB	50	Kyle Sullivan	Jr.	6'0	205	LB
4	Cameron Toppin	Sr.	5'11	165	CB	51	Connor Francz	So.	6'1	195	LB
5	Drew Alessandro	Sr.	5'11	215	K/P	52	Anthony Gerace	So.	6'1	219	DL/OL
5	Nasir Carter	Sr.	5'9	165	CB	53	Jivan Meguerditchian	Sr.	5'10	265	OL
6	Connor Cmiel	So.	6'0	161	WR	54	Jonathan Ockunzzi	Sr.	5'11	180	LB
7	Nigel Drummond II	Jr.	5'9	155	WR	55	Michael Volpe	Sr.	6'2	210	LB
8	Justin Sands	Sr.	6'0	200	S	56	Andrew Boldy	Sr.	5'8	205	LB
9	Xavier Curtis	Sr.	5'9	165	DB	57	Griffin Sheehan	Jr.	6'0	195	LB
10	Andrew Chalhoub	Sr.	6'2	190	DB	58	Andrew Keirn	Sr.	6'0	215	LB
11	Connor Kennedy	Sr.	6'0	180	WR/DB	59	Colin Burns	Sr.	6'0	220	DL
12	Kyle Hall	Sr.	6'3	185	QB	60	Seamus McCarthy	Jr.	5'11	265	DL
13	Jacob Riedl	Jr.	5'8	145	DB	61	Zachary Sertz	Jr.	6'2	215	OL
14	Michael Sarko	Jr.	6'1	160	QB	62	Ryan Drlik	Jr.	6'0	225	OL
15	Killian Meehan	Sr.	5'10	165	WR	63	Zachary McMahan	Jr.	6'1	240	DL
16	Ryan Coyne	Jr.	5'10	155	DB	64	Grant Abbott	Jr.	6'3	260	OL/DL
16	Maxwell Pike	Sr.	6'2	180	WR/DB	65	John Jamieson	Sr.	6'2	280	OL/DL
17	Patrick Delahunty	Jr.	6'0	190	QB	66	Wrigley LaSpisa	Sr.	5'10	175	OL
18	Daniel Alexander	Sr.	6'2	190	QB	67	Ryan Borchert	Sr.	6'3	235	OL
19	Michael Drobnick	Sr.	6'1	195	WR	68	Tobias Engel	Sr.	6'3	270	DL
20	Jahadge Floyd	Jr.	5'9	160	RB	70	Darian Kinnard	Sr.	6'7	330	OL/DL
22	Joshua Crayton Prioleau	Sr.	5'10	165	RB	71	Nicholas Schwitzgebel	So.	6'2	265	OL/DL
22	Robert Kunkle III	Sr.	6'3	170	CB	72	William McCormick	Jr.	6'4	198	OL
23	Deonte Griffin	Sr.	5'11	175	CB	73	William Corte	Sr.	6'5	285	OL
24	John Kennedy	Jr.	5'11	175	WR/ DB	74	Juan Pen	Sr.	6'4	315	OL
25	Mitchell Puhalsky	Jr.	5'10	180	DB	75	Albert Vasek	Sr.	5'11	225	OL
26	Andrew Phillips, Jr.	Sr.	5'7	158	RB	76	Xavier Everett	Jr.	6'3	280	OL/DL
27	Reilly Casey	Sr.	5'11	200	RB	77	Antoine Georges	So.	6'3	258	OL/DL
28	Maxwell Corrigan-Mook	Sr.	5'10	170	CB	78	Seamus Cooney	Jr.	6'1	235	OL/DL
29	Declan Boldy	Jr.	5'6	150	RB	80	Samuel Daugstrup	So.	6'5	225	DL/TE
30	Jett Elad	Jr.	6'0	175	DB	81	Benjamin Stankewicz	Sr.	6'2	160	WR
31	Aidan Rechin	Jr.	5'9	160	DB	82	Alexander Schum	Sr.	6'1	175	TE
32	Luke Cooper	Jr.	5'10	155	WR	83	Nicholas Szubski	Sr.	5'11	165	WR
33	Aidan Gill	Sr.	5'9	210	RB/DL	84	Ethan Biacsi	Jr.	6'2	182	WR
34	Mark Bobinski	Sr.	5'9	190	RB	85	Joseph Spirnak	Sr.	6'0	155	WR
35	Thomas Grosel	Sr.	6'0	200	LB	86	Aidan Wells	Jr.	6'4	265	DL
36	Michael Mangan	Jr.	5'9	175	RB/DB	87	Owen Murphy	Jr.	6'2	215	TE/DL
37	Daniel Scelza	Jr.	5'11	208	WR	88	John Cannon	Jr.	6'0	208	TE/RB
38	Owen Adler	Jr.	6'0	180	DB	89	Zachary LaPorte	Jr.	5'9	165	WR
39	Scott Schuler	Sr.	5'9	165	S	90	Tyler Conner	Jr.	6'0	205	LB
40	Jon Oebker	Sr.	6'2	175	S	91	Caden Campolieti	Jr.	6'1	200	LB
41	John Wetula	Jr.	6'2	175	DB/WR	92	Alec Canzano	Jr.	5'11	190	TE
42	John Stuhldreher	Jr.	5'9	190	LB	94	Bradley Andrich	Sr.	6'3	230	DL
43	Nathan Previts	Jr.	5'10	175	DB	95	Sean Wracher	Jr.	6'3	185	LS
44	Christopher Velotta, Jr.	Jr.	5'10	195	S	96	Patrick Otter	Jr.	5'9	165	K/P
45	Thomas Eichenberg	Jr.	6'3	216	LB/TE	97	Gabriel Liberatore	Sr.	6'1	210	LB/DL
46	Jack Welcsh	So.	5'10	172	DB/RB	98	Daniel Ruddy	Sr.	5'11	187	DL
47	Logan Joyce	Sr.	6'1	210	LB						

FOOTBALL NORTH ROSTER

#	Name	Pos.	Ht.	Wt.
1	Nick Mardner	REC	6'5	200
2	Michael Lehman	REC	5'10	180
3	Tristan Hudson	DB	6'3	155
4	Kevin Nsabua	DB	6'1	180
5	Nicholas DeJesus	QB	5'11	190
7	Reignings Awah	DL	6'3	210
8	Brendon Barrow	RB	6'0	170
9	Clark Barnes	REC	6'2	195
10	Callum Wither	QB	5'10	140
11	Josiah Mckoy	REC	5'10	150
12	Connor Irwin-Lewis	QB	6'2	190
14	Ayotomi Ajayi	DB	5'11	160
17	Peter Kemeni	DB	6'0	170
19	Joseph Walker	REC	6'2	175
21	Brad Kemayou	RB	5'9	170
23	Al-Ameen Shipeolu	DB	5'11	185
25	Kieron Yearwood	RB	5'11	215
27	Aaron Watkins	RB	5'8	190
30	Levi Panton	LB	6'0	220
32	Olivier Muembi	LB	6'2	225
33	Adam Caron	LB	6'1	230
35	Jayden Griffiths	RB	5'11	175
36	Adam Sedore	LB	6'0	175
38	Daniel Sinopoli	FB	6'1	230
45	Cameron Gilmore	LB	6'1	210
46	Adrian Facciponte	LB	5'7	175
47	Evan Marshall	DB	5'11	180
48	Ife Onyemenam	LB	6'1	205
50	George Una	DL	6'2	250
54	Scott Klin	OL	6'5	225
56	Francisco Ballesteros	OL	5'11	240
58	Josef-Luka Colavito	DL	5'11	280
60	Kyle Hergel	OL	6'3	300
64	Dylan Whetter	OL	6'5	315
66	Jerry Xu	DL	6'3	250
67	Nathan Konwisarz	LB	5'4	155
72	Edrick Ling	OL	6'2	260
75	Tyrell Lawrence	DL	6'7	375
76	Robbie Keyes-Wilson	DL	6'0	215
77	Liam Dick	OL	6'8	330
78	Matteo Kucinic	OL	6'2	240
85	Chris MacLean	K/P	6'1	190
91	Michael Del Rizzo	DL	6'2	235
92	Justin Sambu	DL	6'4	245
99	Kail Dava	DL	6'4	230

SAINT IGNATIUS DEPTH CHART

OFFENSE

QB	18	Daniel Alexander	6'2"	190 lbs	Sr.
	12	Kyle Hall	6'3"	185 lbs	Sr.
RB	34	Mark Bobinski	5'9"	190 lbs	Sr.
	20	Jahadge Floyd	5'9"	160 lbs	Jr.
	48	Matthew Viancourt	5'9"	170 lbs.	Sr.
FB	33	Aidan Gill	6'0"	165 lbs	Sr. OR
	88	John Cannon	6'0"	208 lbs.	Jr.
TE	88	John Cannon	6'0"	208 lbs.	Jr. OR
	45	Thomas Eichenberg	6'3"	216 lbs	Jr.
	80	Samuel Daugstrup	6'5"	225 lbs.	So.
WR	7	Nigel Drummond II	5'9"	155 lbs	Jr.
	16	Max Pike	6'2"	180 lbs	Sr.
WR	19	Michael Drobnick	6'1"	195 lbs	Sr.
Slot	3	Sam Snyder	5'9"	155 lbs	Sr.
	32	Luke Cooper	5'10"	155 lbs	Jr.
LT	70	Darian Kinnard	6'7"	330 lbs	Sr.
	64	Grant Abbott	6'3"	260 lbs	Jr.
LG	74	Juan Pen	6'4"	315 lbs	Sr.
	76	Xavier Everett	6'3"	280 lbs	Jr.
C	53	Jivan Meguerditchian	5'10"	265 lbs	Sr.
	64	Grant Abbott	6'3"	260 lbs	Jr.
RG	65	John Jamieson	6'2"	280 lbs	Sr.
	76	Xavier Everett	6'3"	280 lbs	Jr.
RT	73	William Corte	6'5"	285 lbs	Sr.
	64	Grant Abbott	6'3"	260 lbs	Jr.

DEFENSE

LE	63	Zachary McMahan	6'1"	240 lbs	Jr.
	94	Bradley Andrich	6'3"	230 lbs	Sr.
NT	33	Aidan Gill	5'9"	210 lbs	Sr. OR
	64	Grant Abbott	6'3"	260 lbs	Jr. OR
	70	Darian Kinnard	6'7"	330 lbs	Sr. OR
	65	John Jamieson	6'2"	280 lbs	Sr.
RE	94	Bradley Andrich	6'3"	230 lbs	Sr. OR
	86	Aidan Wells	6'4"	265 lbs	Jr.
OLB	45	Thomas Eichenberg	6'3"	216 lbs	Jr.
	50	Kyle Sullivan	6'0"	205 lbs	Jr.
MLB	58	Andrew Keirn	6'0"	215 lbs	Sr.
	35	Thomas Grosel	6'0"	200 lbs	Sr.
OLB	47	Logan Joyce	6'1"	210 lbs	Sr.
	55	Michael Volpe	6'2"	210 lbs	Sr.
CB	4	Cameron Toppin	5'11"	165 lbs	Sr.
	25	Mitchell Puhalsky	5'10"	180 lbs	Jr.
SS	25	Mitchell Puhalsky	5'10"	180 lbs	Jr.
	37	Daniel Scelza	5'11"	208 lbs	Jr.
SS	48	Matthew Viancourt	5'9"	170 lbs.	Sr.
	44	Chris Velotta, Jr.	5'10"	195 lbs	Jr.
FS	8	Justin Sands	6'0"	200 lbs	Sr.
	41	John Wetula	6'2"	175 lbs	Jr.
CB	30	Jett Elad	6'0"	175 lbs	Jr.
	28	Max Corrigan-Mook	5'10"	170 lbs	Sr.

**Depth chart is subject to change*

SPECIAL TEAMS

K	2	Matthew Trickett	6'0"	185 lbs	Sr.
	5	Drew Alessandro	5'11"	215 lbs	Sr.
P	2	Matthew Trickett	6'0"	185 lbs	Sr.
	96	Patrick Otter	5'9"	165 lbs	Jr.
H	83	Nicholas Szubski	5'11"	165 lbs.	Sr.
LS	95	Sean Wracher	6'3"	185 lbs	Jr.
PR	3	Sam Snyder	5'9"	155 lbs	Sr.
KR	4	Cameron Toppin	5'11"	165 lbs	Sr.
	3	Sam Snyder	5'9"	155 lbs	Sr.

PRONUNCIATION GUIDE

#5 Drew AL-eh-san-DRO	#55 Michael VOL-pe
#7 NYE-gel DRUM-mond	#58 Andrew KERN
#20 Ja-HODGE "Bo" Floyd	#63 Zachary Mick-MAN
#25 Mitchell Puh-HALL-ski	#65 John JAY-mah-son
#30 JET EE-lad	#73 William "Billy" COURT
#33 AY-den GILL	#94 Bradley AHN-drich
#34 Mark BO-bin-ski	#96 Sean RAH-cher
#35 Thomas "Tommy" GROW-sell	
#37 Daniel SKEL-za	
#41 John WET-oo-la	
#45 Thomas EYE-ken-berg	
#48 Matthew Vy-an-COURT	
#50 Gee-vahn Meg-ur-DEE-chee-an	

RANKINGS / HISTORY

Cleveland.com Top 25

1. (2) St. Edward (5-0)
2. (1) Saint Ignatius (5-0)
3. (3) Canton McKinley (5-0)
4. (4) Avon (5-0)
5. (5) Mentor (4-1)
6. (6) Archbishop Hoban (4-1)
7. (8) Hudson (4-1)
8. (24) Wadsworth (5-0)
9. (11) Barberton (5-0)
10. (7) Stow (4-1)
11. (13) Solon (4-1)
12. (14) Euclid (4-1)
13. (15) Massillon Jackson (4-1)
14. (16) Massillon Perry (4-1)
15. (9) St. Vincent-St. Mary (4-1)
16. (19) Massillon (4-1)
17. (10) Bedford (4-1)
18. (17) Padua (5-0)
19. (18) Perry (5-0)
20. (12) Midview (4-1)
21. (20) Lorain (4-1)
22. (21) Olmsted Falls (4-1)
23. (22) Highland (5-0)
24. (23) Akron East (4-1)
25. (25) Benedictine (4-1)

This Day in History

Games10
 First Game1922
 Most Recent Game.....2006
 Saint Ignatius Wins.....4
 Last Saint Ignatius Win.....2006
 Saint Ignatius Losses.....6
 Last Saint Ignatius Loss.....1994
 Largest Margin of Victory
 Saint Ignatius.....64, 1967 vs. Lincoln
 Opponents.....26, 1938 vs. Rhodes

Games on Sept. 30 (4-6):

1922	vs. Ashtabula Harbor HS	W	7-0
1927	vs. East Tech HS	L	12-7
1938	vs. Rhodes HS	L	32-6
1944	vs. Rhodes HS	L	13-7
1966	vs. Holy Name	L	13-12
1967	vs. Lincoln HS	W	70-6
1978	vs. Lake Catholic HS	L	20-14
1994	vs. Boardman	L	18-14
1995	vs. Boardman HS	W	10-6
2006	vs. Massillon Washington HS	W	30-16

Joe Eitel, Division I, Region 1

	Rank	W-L	Mailing City	School	Avg	Level 1	L2	L2 divisor
1	5-0	Cleveland	Sain Ignatius	17.2500	32.0	108.5	100	
2	5-0	Canton	Canton McKinley	12.5327	29.5	65.0	98	
3	5-0	Lakewood	St Edward	12.4667	29.0	66.0	99	
4	4-1	Mentor	Mentor	11.2500	24.5	63.5	100	
5	4-1	Stow	Stow-Munroe Falls	11.2000	24.5	63.0	100	
6	4-1	Massillon	Jackson	11.0000	24.0	62.0	100	
7	4-1	Solon	Solon	8.9000	24.5	40.0	100	
8	4-1	Massillon	Perry	8.7500	22.0	43.5	100	
9	4-1	Euclid	Euclid	8.4500	24.0	36.5	100	
10	2-3	Canton	GlenOak	5.0000	12.5	24.5	98	
11	3-2	Austintown	Austintown-Fitch	4.6111	17.5	11.0	99	
12	2-3	Strongsville	Strongsville	4.3500	11.0	21.5	100	
13	3-2	Shaker Heights	Shaker Heights	4.3000	17.0	9.0	100	
14	3-2	Cleveland	Rhodes	4.0000	15.5	9.0	100	
15	3-2	Berea	Berea-Midpark	3.6000	18.0	0.0	100	
16	1-4	Cleveland Heights	Cleveland Heights	2.6500	6.0	14.5	100	
17	1-4	Cleveland	John Marshall	1.1000	5.5	0.0	100	

Statewide Division I AP Poll

School	Last Wk.	1st votes	Record	Points
1. Saint Ignatius	(1)	16	5-0	231
2. St. Xavier	(2)	8	5-0	216
3. St. Edward	(4)	-	5-0	171
4. Canton McKinley	(5)	-	5-0	149
5. Centerville	(7)	-	5-0	144
6. Toledo Whitmer	(6)	1	5-0	141
7. Hilliard Bradley	(9)	-	5-0	106
8. Huber Hts. Wayne	(10)	-	4-1	51
9. Stow-Munroe Falls	(3)	-	4-1	37
10. Mentor	(-)	-	4-1	33

USA TODAY Super 25 Computer Regional Football Rankings

MIDWEST

Illinois, Indiana, Iowa, Kansas, Kentucky, Michigan, Minnesota, Missouri, Nebraska, North Dakota, Ohio, South Dakota, West Virginia and Wisconsin

1. (1) Ben Davis (Indianapolis, IN)
2. (2) Saint Ignatius (#10 in National Computer Rankings)
3. (3) St. Xavier (Cincinnati)
4. (5) Dowling (West Des Moines, IA)
5. (4) Trinity (Louisville, KY)
6. (6) St. Edward (Lakewood)
7. (10) Muskegon (Michigan)
8. (-) Naperville Central (Illinois)
9. (-) Lincoln Way-East (Illinois)
10. (-) Bishop Miege (Shawnee Mission, Kan.)

EDDIE DWYER'S PREVIEW

By Eddie Dwyer

OHIO CITY - Clarkson Football North, whose home base is Mississauga, Ontario, Canada, will travel to Parma to face record 11-time Ohio big-school state champion Saint Ignatius. The kickoff on Saturday at Byers Field in Parma's Robert M. Boulton Stadium is 7 pm.

The Wildcats of Hall of Fame Head Coach Chuck Kyle '69 will take a 5-0 record into Saturday's matchup, a mark that includes the top ranking in the Associated Press Division I State Poll by a panel of Ohio's top sports writers and broadcasters, and the No. 1 ranking in the all-important OHSAA Division I, Region 1 Computer Playoff Rankings.

A triumph by Saint Ignatius on Saturday night would give Coach Kyle his 340th career victory in what is his 35th season as the head of his alma mater's football program. That career record includes a remarkable 70-16 string of success in the OHSAA playoffs.

Along with the 11 state championships, Coach Kyle's recipe for victory includes a record five consecutive Division I state titles (1991-1995), three national titles (1989, 1993 and 1995), a national runner-up in 2008 and two state runner-up finishes (1996 and 2016).

As for Clarkson Football North, its football program is equivalent to a Division II team under the OHSAA ratings. Clarkson will take a 2-3 record into Robert M. Bolton Stadium on Saturday night, with its victories coming at Cleveland Heights in Week 2, 31-6, and at Erie (Pa.) McDowell in Week 4, 35-28. Cleveland Heights and McDowell are 1-4 and 2-3, respectively, heading into this week's action.

Clarkson's trip to the Keystone State was a memorable one, as the team from Mississauga outscored the McDowell Trojans, 21-7, in the fourth quarter.

This past weekend was a game Clarkson would just as soon forget. Traveling to Lorain for a matchup with the Titans on George Daniel Field, Clarkson couldn't deal with Titans sophomore running back Daylin Dower and his three touchdowns, and went home on the short end of a 42-21 score. Lorain improved to 4-1.

Clarkson had what appeared to be a significant size advantage over the Titans, but Lorain's speed and athleticism took their toll.

FROM COACH KYLE ON CLARKSON FOOTBALL NORTH: "Here and there we've played some Canadian teams in the past," says Coach Kyle of victories over Pinehurst (Ontario) in 2013 and Pinehurst Canada Prep and Brantford (Ontario) Assumption Prep in 2014. "These guys (Clarkson Football North) look very solid.

"Their linemen are going to match our size," Coach Kyle continued. "They have two running backs who are pretty good and one of their receivers looks like he's 6-4 or 6-5. They certainly like to go to him, he's pretty athletic. So the jump ball could be interesting in that situation. They've put some points on the board against everybody."

To substantiate Coach Kyle's analysis, let us point out that after a 40-7, opening-night loss at Pickerington North, Clarkson has scored 31, 21, 35 and 21 points over its last four games.

Coach Kyle added that defensively, Clarkson has some very quick and skilled kids in their secondary, and it's a unit that likes to blitz.

"They've had blitz packages for everybody they've played," says Coach Kyle. "It's the sixth game, so we're all veterans

around here now. So it's not a shock that people will blitz and I don't think that we will see a coverage that we haven't seen before. It's just a matter now of executing against it and being sharp."

Coach Kyle spoke again about what a significant impact senior kicker/punter Matthew Trickett continues to have on this season, including Matt's three field goals during last weekend's will-testing, 30-28 victory over Cincinnati Elder in "The Pit." One of Matt's field goals was a 55-yarder that tied the school record held by the remarkable Tim Shenk (55 yards versus Detroit Cody in August of 2011). And Matt was just inches short on a 58-yard attempt that silenced even the Elder faithful for a few seconds.

This corner still recalls Matt's days as a freshman linebacker (he was all over the field) and will never forget his contributions to Coach Mike McLaughlin's state and nationally acclaimed soccer program.

THE CAMERA BACKS UP AN OLD-TIMER'S KEEN EYE: A neighbor of mine, a fine gentleman and a staunch St. Edward fan who reads this corner faithfully, shared with me this past weekend that he thought I was too enthusiastic in my description of Cam Toppin's game-sealing interception in The Pit.

Well, Coach Kyle, who also spoke of Cam's "great play" during practice on Tuesday, says the end zone camera truly showed what an exceptional athletic effort it was. There must have been some old Irish eyes in those powerful end zone lenses.

FOR WILDCATS STANDOUT JUNIOR CORNERBACK JETT ELAD, SATURDAY NIGHT'S GAME WILL BE A FAMILY AFFAIR: Jett, who complements Cam Toppin as a solid 1-2 corner punch, will be competing against two of his cousins when Clarkson Football North comes to Ridge Road and Day Drive on Saturday night - Pierre Kemeni, who is listed as a defensive back, and Brad Kemayou, a running back.

"I lived in Canada basically all of my life until I came to Saint Ignatius as a freshman," says Jett, whose brother, Stan '14, was a mainstay at fullback for the Wildcats. "I was supposed to be born in Canada, but there were fires going on where I lived. So I was born in Minnesota, where my neighbor's family lives, then I came back to Canada from the hospital once the fires died down. I love Canada, it's like my favorite place.

"I played against them all of my life," Jett continued in reference to the many Clarkson players he knows and has befriended. "I know they're good, I played with some of them at summer camps. I know what they can do.

Have a great rest of the week and weekend, and we will see you at the Freshmen Blue Game versus Akron Buchtel this evening on Wasmer Field, at Erie (Pa.) McDowell on Thursday evening as the No. 1 Freshmen Team takes on the ninth-grade Trojans, and of course at Robert M. Boulton Stadium on Saturday night.

Just FYI, the Junior Varsity Football Wildcats return to action on Monday at Cleveland Central Catholic. For times on all Freshmen and JV Games, go to the Saint Ignatius Athletics site.

And, just for your football mind to ponder, below is a breakdown from computer playoff guru Joe Eitel on the opponents that Clarkson Football North has played this season and its upcoming opponents.

The 2016 Division I state runner-up and state champion back-to-back. Good Luck.

ELDER RECAP

By Eddie Dwyer

CINCINNATI - The Wildcats, the area's No. 1 team and the top Division I program in Ohio by the Associated Press, improved to 5-0 thanks to a game-sealing interception by standout senior corner Cam Toppin, an outstanding performance from senior kicker/punter Matthew Trickett that saw Matt tie Tim Shenk's record for the longest field goal in Saint Ignatius' rich gridiron history (55 yards versus Detroit Cody on August 27th, 2011), the arm and legs of senior quarterback Daniel Alexander, and another big day from the most underrated wide receiver in Northeast Ohio, senior Sammy Snyder.

Elder, which went toe-to-toe with the 'Cats all afternoon, slipped to 3-2 despite a big-hearted performance from its senior quarterback Danny Nieman, who passed for 303 yards and four touchdowns.

Here is a look at what was a true test of wills on Walter J. Bartlett Field in one of the most storied venues Ohio High School Football has to offer, "The Pit" of Cincinnati Elder.

NOTHING BUT THE HIGHEST PRAISE: That is what Saint Ignatius' Hall of Fame Head Coach Chuck Kyle '69 had for the Elder Panthers of veteran Head Coach Doug Ramsey following what was one of the top games in all of the Buckeye State this weekend.

Coach Kyle referred to Elder's perseverance and will, and how Elder kept calling on that will right down to the final minute. The man who has guided his alma mater to a record 11 big-school state football championships, three national titles, two state runner-up finishes and a national runner-up, turned to the word resolve when describing his team's efforts, particularly the Wildcats' defense.

No high school coach in America appreciates more how much gutting out a victory like Saint Ignatius did on Saturday can serve as a true foundation for a championship team.

TRICKETT IS THE TICKET: Coach Kyle apologies if you heard this from him before, but he, his entire staff and all of the Wildcats' football faithful can't say enough about what senior kicker/punter Matthew Trickett means to his teammates.

If he isn't booming kickoffs deep into or out of end zones, he is providing big-time field goals and high and true extra points. And then there is Matt's punting, which like his kickoffs, time and again gives his defense great field position to work with.

On what was a warm, to say the least, late September Saturday in The Pit, Matt helped his team to a 17-14 lead by halftime with a booming 45-yard field goal and two extra points. The PAT's came off an 18-yard touchdown pass from Alexander to the sure-handed Snyder, which opened the scoring with 8 minutes and 52 seconds remaining in the first quarter, and a 1-yard TD run up the gut of the Elder defense by gritty senior tailback/Captain Mark Bobinski.

NIEMAN AND COMPANY: The Panthers' Nieman was equal to the challenge, as the cool and calm field general fired first-half touchdown passes to senior wide receiver Danny Faillace and junior wide out Kyle Trischler, who were tough matchups for the 'Cats all day. Faillace caught 10 passes for 151 yards and Trischler had eight receptions for 116 yards. Trischler's TD reception came with 5 seconds remaining in the first half.

MORE OF THE TRICKETT AND NIEMAN FACTORS: Matt opened the scoring in the second half with a 40-yard field goal, but Nieman and the Panthers wasted little time in responding, as Nieman found senior wide receiver Jack O'Brien in the back of the scoreboard end zone for a 20-yard touchdown toss. After



Panthers sophomore kicker Sam Harmeyer was high and true on the third of his four extra points, Coach Ramsey's Royal Purple and White led, 21-20, with 4:40 left in the third quarter. Yes, The Pit was steaming like the weather.

It stayed a 21-20 game until Trickett came up with the kick he will remember forever, the record-tying, 55-yard effort that smiled at the right upright as it sailed by for three more of what was a 12-point day for Matt.

"I didn't panic, I just kept my composure and used my muscle memory," Trickett said of his shot at Shenk.

SAMMY STRIKES AGAIN: Saint Ignatius, which will host Mississauga, Ontario Canada's Clarkson Football North (2-3) on Saturday at 7 PM on Byers Field in Parma's Robert M. Boulton Stadium, appeared to be tempering The Pit's "Twelve Man" advantage when Alexander and Snyder hooked up again.

On what was a perfectly thrown ball by Daniel and another of Sammy's trademark in stride receptions, the senior combo clicked on a 50-yard scoring play that after another PAT by Trickett had the Wildcats' on top, 30-21, with 5:08 remaining in the fourth quarter.

NIEMAN AND THE PANTHERS STILL HAD PLENTY OF WILL IN THEIR WAYS: Nieman, who also left a positive impression on this old gridiron grinder, brought his team back one last time and was threatening to make more drama before one of the state's best coverage corners said not this time.

Directing his team on a 12-play, 80-yard drive that took 2 minutes and 58 seconds, Nieman found Trischler for a 5-yard TD pass that, after the PAT by Harmeyer, cut the deficit to 30-28 with 2:10 left on the clock.

Using all of its timeouts, Elder was able to force a punt.

Punting inside his 6-yard line, Trickett got off a soaring effort that forced a fair catch at the Panthers' 31 and the Nieman show was cancelled when Wildcats two-year mainstay in the secondary, senior cornerback Cam Toppin, stepped in front of a pass at the Saint Ignatius 27-yard line along the home sideline, did an athletic job of balancing himself and making sure that he got his foot in bounds, and then celebrated the hard-earned triumph with his teammates. It was Cam's fourth interception on the season.

SOME NUMBERS TO CHEW ON: Alexander was 11-of-17 passing for 190 yards and his two TD strikes to Snyder, and Daniel also rushed for 70 yards on 19 carries. Bobinski rushed for 72 yards and a TD on 11 carries, Jahadge "Bo" Floyd had 59 yards on eight carries, and Snyder hauled in five of Alexander's passes for 146 yards. Sammy now has 30 receptions on the season for 553 yards and five touchdowns.

ELDER STATS / BYERS

Quick Stats vs. Elder Saturday, September 23

Score by Quarters	1	2	3	4	Total
Saint Ignatius	7	10	3	10	30
Elder	7	7	7	7	28

1st Quarter

08:52 SIHS - Snyder 18 yd pass from Alexander (Trickett kick)

02:40 ELD - Faillace 27 pass from Nieman (Harmeyer kick)

2nd Quarter

04:37 SIHS - Bobinski 1 yd run (Trickett kick)

01:09 SIHS - Trickett 45 yd field goal

00:05 ELD - Trischler 15 yd pass from Nieman (Harmeyer kick)

3rd Quarter

05:56 SIHS - Trickett 45 yd field goal

04:40 ELD - O'Brien 20 yd pass from Nieman (Harmeyer kick)

4th Quarter

10:27 SIHS - Trickett 55 yd field goal

08:52 SIHS - Snyder 50 yd pass from Alexander (Trickett kick)

03:10 ELD - Trischler 5 yd pass from Nieman (Harmeyer kick)

	SIHS	ELDER
FIRST DOWNS	15	19
RUSHES-YARDS (NET)	40-201	26-77
PASSING YDS (NET)	190	349
Passes Att-Comp-Int	17-11-0	40-25-1
TOTAL OFF. PLAYS-YARDS	57-391	66-426
Fumble Returns-Yards	0-0	0-0
Punt Returns-Yards	1-3	0-0
Kickoff Returns-Yards	4-70	0-0
Interception Returns-Yards	1-0	0-0
Punts (Number-Avg)	3-47.3	6-33.7
Fumbles-Lost	1-1	2-2
Penalties-Yards	7-55	4-30
Possession Time	25:42	22:17
Third-Down Conversions	4 of 12	5 of 14
Fourth-Down Conversions	0 of 0	1 of 1
Red-Zone Scores-Chances	3-3	3-4
Sacks By: Number-Yards	4-23	3-14

RUSHING: Saint Ignatius- Bobinski 11-72; Alexander 19-70; Floyd 8-59; Snyder 1-1; TEAM 1-(-1)
Elder- Bittner 5-30; Mazza 7-22; Masminster 5-13; Nieman 9-(-12)

PASSING: Saint Ignatius- Alexander 11-17-0-190
Elder- Nieman 23-38-1-303; Bittner 2-2-0-46

RECEIVING: Saint Ignatius- Snyder 5-146; Bobinski 3-12; Pike 2-4; Drobnick 1-28;
Elder- Faillace 10-151; Trischler 8-116; Broxterman 2-38; Mazza 2-17; O'Brien 1-20; Masminster 1-4; Perry 1-3

INTERCEPTIONS: Saint Ignatius- Toppin 1-0
Elder- None.

FUMBLES: Saint Ignatius- Bobinski 1-1
Elder- Nieman 1-0

Kickoff time: 2:00 PM • End of Game: 4:52 PM •
Total elapsed time: 2:52

Temperature: 86 Wind: SSE 6 mph Weather: Sunny

BYERS FIELD at Richard M. Boulton Stadium



**7600 Day Drive
(corner of Ridge Road and Day Drive)
Parma, Ohio**

Seating Capacity: 11,850

Playing Surface: Field Turf

**Built: 1928 (Major Renovations in
1940, 1957, 1963, 1993, 2013)**

2017 marks the 90th season that football has been played on this location; now known as Byers Field at Robert M. Boulton Stadium.

In 1921, the cities of Parma and Parma Heights opened the first high school for their residents on a site just outside the east bleachers. Seven years later, the apple orchard and grass field located behind the new school was converted into the athletic field with the gridiron laid out in a north-south alignment, just as it is today.

Recently, renovations have been completed on the facility.

In the last decade, a new lighting system was installed; bleacher improvements (including the installation of handrails) were completed along with renovations to the lockerrooms, restrooms and concession areas.

Other improvements include the installation of a video board at the north end of the stadium - it is one of the largest video boards in use at a high school facility the state.

The pressbox, which has been upgraded in the past five seasons with a new working media area and new windows, seats 30 journalists and broadcasters.

New field turf was installed for the 2012 season. In the last two seasons, the stadium has also had handicap seating added to both sets of grandstands, including 46 wheelchair and companion seats on the home side of the stadium.

The Parma City Schools invested nearly \$1.2 million into the facility during the summer of 2014, including a new parking lot on the south end of the Stadium and the full replacement of the parking lot on the east side of the stadium, under the Press Box.

#58MILESTOCANTON



On September 17, 1920, seven men, including the legendary Jim Thorpe met in Canton, Ohio to form the American Professional Football Association (APFA), a precursor to today's National Football League.

An early hotbed of football, Canton was selected as the site of the Pro Football Hall of Fame, which opened its doors on September 7, 1963.

Before the Hall of Fame came into existence, Fawcett Stadium was erected in 1938. The facility housed the successful McKinley Bulldogs.

After the Hall of Fame was built in Fawcett's backyard, the stadium hosted the Hall of Fame Game beginning in 1962. The first two Hall of Fame enshrinements took place in Fawcett Stadium, too.

For a period of time in the 1990's and 2000's, Fawcett Stadium hosted the OHSAA's Division I State Championship games. Saint Ignatius football fans became well-acquainted during this time, as the Wildcats played six state title games at Fawcett Stadium.

The Wildcats' third state title in 1991 was played at Fawcett, as the Football Cats defeated Centerville,

24-21. The Wildcats also won titles in 1992, 1999, 2001, 2008, and 2011 in front of adoring Wildcats fans in the historical stadium.

During years in which the Wildcats played at Fawcett, the football program adopted the phrase 58 Miles to Fawcett. The team's 2017 hashtag plays off that theme.

The stadium was renamed Tom Benson Hall of Fame Stadium after its most recent renovation, completed in August 2017. So, the Wildcats retired the phrase 58 Miles to Fawcett.

With the return of the OHSAA State Championship to Canton, the theme #58MilesToCanton has been adopted. The theme will be used on social media, apparel, and other items. After falling short of a state title in 2016, the Wildcats will look to return to Canton in 2017 and claim the program's state record 12th state title.



Top: The Wildcats' captains (including current Defensive Coordinator Ryan Franzinger, right) line up before the 2001 state title game. Left: Eric Haddad '94 was a key playmaking running back in the 1990s. Right: DE John Day attacks the QB in the 1992 State Championship.

2017 TEAM STATS



2017 Saint Ignatus Varsity Football St Ignatus Wildcats Overall Team Statistics (as of Sep 24, 2017) All games



Team Statistics	SIHS	OPP
SCORING	160	89
Points Per Game	32.0	17.8
Points Off Turnovers	52	21
FIRST DOWNS	91	72
Rushing	40	24
Passing	46	40
Penalty	5	8
RUSHING YARDAGE	863	375
Yards gained rushing	990	503
Yards lost rushing	127	128
Rushing Attempts	210	135
Average Per Rush	4.1	2.8
Average Per Game	172.6	75.0
TDs Rushing	10	2
PASSING YARDAGE	989	1120
Comp-Att-Int	65-120-6	84-157-10
Average Per Pass	8.2	7.1
Average Per Catch	15.2	13.3
Average Per Game	197.8	224.0
TDs Passing	8	10
TOTAL OFFENSE	1852	1495
Total Plays	330	292
Average Per Play	5.6	5.1
Average Per Game	370.4	299.0
KICK RETURNS: #-Yards	16-222	6-120
PUNT RETURNS: #-Yards	12-89	2--1
INT RETURNS: #-Yards	10-79	6-62
KICK RETURN AVERAGE	13.9	20.0
PUNT RETURN AVERAGE	7.4	-0.5
INT RETURN AVERAGE	7.9	10.3
FUMBLES-LOST	7-4	9-3
PENALTIES-Yards	31-274	14-145
Average Per Game	54.8	29.0
PUNTS-Yards	20-772	31-1035
Average Per Punt	38.6	33.4
Net punt average	36.7	30.5
KICKOFFS-Yards	33-1941	19-906
Average Per Kick	58.8	47.7
Net kick average	39.4	33.9
TIME OF POSSESSION/Game	26:40	21:20
3RD-DOWN Conversions	32/73	17/66
3rd-Down Pct	44%	26%
4TH-DOWN Conversions	0/0	6/8
4th-Down Pct	0%	75%
SACKS BY-Yards	16-81	11-42
MISC YARDS	0	0
TOUCHDOWNS SCORED	19	12
FIELD GOALS-ATTEMPTS	9-12	2-3
ON-SIDE KICKS	0-0	0-0
RED-ZONE SCORES	(18-23) 78%	(11-13) 85%
RED-ZONE TOUCHDOWNS	(12-23) 52%	(9-13) 69%
PAT-ATTEMPTS	(19-19) 100%	(11-12) 92%
ATTENDANCE	6491	15546
Games/Avg Per Game	2/3246	3/5182
Neutral Site Games		0/0

Score by Quarters	1st	2nd	3rd	4th	OT	Total
St Ignatus Wildcats	27	55	45	33	0	160
Opponents	14	27	28	20	0	89

2017 COMBINED STATS



2017 Saint Ignatus Varsity Football St Ignatus Wildcats Overall Individual Statistics (as of Sep 24, 2017) All games



Rushing	gp	att	gain	loss	net	avg	td	lg	avg/g
Mark Bobinski	5	111	501	49	452	4.1	5	31	90.4
Jahadge Floyd	4	40	293	1	292	7.3	3	72	73.0
D. Alexander	3	24	127	19	108	4.5	1	22	36.0
Kyle Hall	4	24	64	31	33	1.4	0	12	8.2
Michael Mangan	1	1	4	0	4	4.0	0	4	4.0
Samuel Snyder	5	1	1	0	1	1.0	0	1	0.2
A. Phillips, Jr	3	1	0	0	0	0.0	0	0	0.0
William Corte	2	0	0	0	0	0.0	1	0	0.0
Reilly Casey	1	1	0	2	-2	-2.0	0	0	-2.0
Luke Mooney	1	1	0	5	-5	-5.0	0	0	-5.0
TEAM	5	6	0	20	-20	-3.3	0	0	-4.0
Total	5	210	990	127	863	4.1	10	72	172.6
Opponents	5	135	503	128	375	2.8	2	31	75.0

Passing	gp	effic	comp-att-int	pct	yds	td	lg	avg/g
Kyle Hall	4	122.98	49-92-6	53.3	710	5	57	177.5
D. Alexander	3	189.75	16-26-0	61.5	279	3	50	93.0
P. Delahunty	1	0.00	0-2-0	0.0	0	0	0	0.0
Total	5	135.40	65-120-6	54.2	989	8	57	197.8
Opponents	5	121.71	84-157-10	53.5	1120	10	53	224.0

Receiving	gp	no.	yds	avg	td	lg	avg/g
Samuel Snyder	5	30	553	18.4	5	57	110.6
M. Drobnick	5	11	187	17.0	2	35	37.4
Mark Bobinski	5	10	54	5.4	0	31	10.8
Maxwell Pike	5	8	91	11.4	1	34	18.2
N. Drummond II	4	4	47	11.8	0	14	11.8
Jahadge Floyd	4	1	29	29.0	0	29	7.2
Connor Kennedy	1	1	28	28.0	0	28	28.0
Total	5	65	989	15.2	8	57	197.8
Opponents	5	84	1120	13.3	10	53	224.0

Punt Returns	no.	yds	avg	td	lg
N. Drummond II	6	53	8.8	0	14
Samuel Snyder	6	36	6.0	0	15
Total	12	89	7.4	0	15
Opponents	2	-1	-0.5	0	0

Interceptions	no.	yds	avg	td	lg
Cameron Toppin	4	29	7.2	0	29
Justin Sands	2	-9	-4.5	0	0
Aidan Rechin	1	3	3.0	0	3
M. Viancourt	1	4	4.0	0	4
Jett Elad	1	26	26.0	1	26
Daniel Scelza	1	26	26.0	0	26
Total	10	79	7.9	1	29
Opponents	6	62	10.3	0	33

Kick Returns	no.	yds	avg	td	lg
Cameron Toppin	7	97	13.9	0	19
Connor Cmiel	4	82	20.5	0	28
A. Phillips, Jr	2	25	12.5	0	13
M. Drobnick	1	0	0.0	0	0
Luke Cooper	1	9	9.0	0	9
T. Eichenberg	1	9	9.0	0	9
Total	16	222	13.9	0	28
Opponents	6	120	20.0	0	35

Fumble Returns	no.	yds	avg	td	lg
Total	0	0	0.0	0	0
Opponents	0	0	0.0	0	0

2017 DEFENSIVE STATS



2017 Saint Ignatius Varsity Football St Ignatius Wildcats Overall Defensive Statistics (as of Sep 24, 2017) All games



#	Defensive Leaders	gp	Tackles				Sacks no-yds	Pass defense			Fumbles		blkd	
			ua	a	tot	tfl/yds		int-yds	brup	qbh	rcv-yds	ff	kick	saf
47	Logan Joyce	5	17	21	27.5	9.5-27	2.0-8	.	.	3	2-0	.	.	.
4	Cameron Toppin	5	21	5	23.5	.	.	4-29	3
45	T. Eichenberg	5	15	16	23.0	8.0-40	2.0-13	.	3	4
48	M. Viancourt	4	13	11	18.5	5.0-12	.	1-4	2	1	1-0	.	.	.
30	Jett Elad	5	13	3	14.5	.	.	1-26	5
58	Andrew Keirn	5	5	15	12.5	2.5-12	1.5-11	.	.	4	.	1	.	.
8	Justin Sands	5	9	7	12.5	1.5-9	1.0-8	2--9	2
37	Daniel Scelza	5	8	9	12.5	2.0-3	.	1-26	1
94	Bradley Andrlich	5	5	10	10.0	2.0-3	1.0-2	.	.	1	.	2	.	.
33	Aidan Gill	4	5	7	8.5	3.5-24	3.5-24	.	.	2
28	M Corrigan-Mook	3	8	.	8.0	.	.	.	1
63	Zachary McMahan	5	3	7	6.5	1.5-1	0.5-0	.	.	3	.	1	.	.
35	Tommy Grosel	5	6	.	6.0	1.0-2	1.0-2
25	M. Puhalsky	2	4	3	5.5
44	C. Velotta, Jr.	3	3	1	3.5
41	John Wetula	2	3	.	3.0
70	Darian Kinnard	4	2	1	2.5
86	Aidan Wells	3	.	4	2.0	0.5-2	0.5-2
10	Andrew Chalhoub	1	1	1	1.5
65	John Jamieson	4	.	3	1.5	1.0-2
97	G. Liberatore	1	1	1	1.5	1.5-3	1.5-3
95	Sean Wracher	1	1	.	1.0	1	.	.
59	Colin Burns	1	1	.	1.0	1.0-7	1.0-7	1	.	.
50	Kyle Sullivan	1	1	.	1.0
46	Jack Welcsh	1	1	.	1.0
53	Meguerditchian	2	1	.	1.0
7	N. Drummond II	4	1	.	1.0
TM	TEAM	5	1	.	1.0	1.0-4	1	.	.
3	Samuel Snyder	5	1	.	1.0
43	Nathan Previts	1	.	1	0.5
9	Xavier Curtis	1	.	1	0.5
54	J. Ockunzzi	2	.	1	0.5	0.5-1	0.5-1	.	.	1
31	Aidan Rechin	1	1-3	1
	Total	5	150	128	214.0	42-152	16-81	10-79	18	19	3-0	7	.	.
	Opponents	5	248	62	279.0	40-141	11-42	6-62	14	4	4-0	6	.	.

2017 GAME-BY-GAME STATS

TEAM STATISTICS

Date	Opponent	Rushing				Receiving				Passing				Kick Returns				Punt Returns				tot off
		no.	yds	td	lg	no.	yds	td	lg	cmp-att-int	yds	td	lg	no.	yds	td	lg	no.	yds	td	lg	
Aug 24	at Archbishop Hoban	36	47	1	12	15	213	1	57	15-25-2	213	1	57	2	22	0	13	1	2	0	2	260
Sept 1	at Mentor High School	53	227	2	30	14	291	3	37	14-30-1	291	3	37	6	78	0	19	3	16	0	14	518
Sept 9	EUCLID HIGH SCHOOL	43	148	2	26	15	166	1	20	15-26-2	166	1	20	3	31	0	17	5	50	0	15	314
Sept 15	20 DETROIT CATHOLIC CEN	38	240	4	72	10	129	1	45	10-22-1	129	1	45	1	21	0	21	2	18	0	14	369
Sept 23	20 at Cincinnati Elder	40	201	1	31	11	190	2	50	11-17-0	190	2	50	4	70	0	28	1	3	0	3	391
		210	863	10	72	65	989	8	57	65-120-6	989	8	57	16	222	0	28	12	89	0	15	1852
Opponents		135	375	2	31	84	1120	10	53	84-157-10	1120	10	53	6	120	0	35	2	-1	0	0	1495

Games: 5 • Avg/rush: 4.1 • Avg/catch: 15.2 • Pass effic: 135.40 • KR avg: 13.9 • PR avg: 7.4 • All purpose avg/game: 448.4 • Total offense avg/gm: 370.4

Date	Opponent	Tackles				Sacks		Fumble		Pass Defense			blkd	PAT Attempts			off	
		ua	a	total	tfl-yds	no-yds	ff	fr-yds	int-yds	qbh	brup	kick	kick	rush	rcv	saf	t/o	pts
Aug 24	at Archbishop Hoban	23	36	41.0	10.0-41	3.0-22	1	0-0	3-20	2	0	0	2-2	0	0	0	0	17
Sept 1	at Mentor High School	35	18	44.0	5.0-15	1.0-4	0	0-0	2-26	3	9	0	5-5	0	0	0	14	41
Sept 9	EUCLID HIGH SCHOOL	29	26	42.0	9.0-28	5.0-21	3	1-0	2-26	6	0	0	4-4	0	0	0	17	34
Sept 15	20 DETROIT CATHOLIC CE	30	22	41.0	11.0-28	3.0-11	2	2-0	2-7	5	3	0	5-5	0	0	0	21	38
Sept 23	at Cincinnati Elder	33	26	46.0	7.0-40	4.0-23	1	0-0	1-0	3	6	0	3-3	0	0	0	0	30
		150	128	214.0	42.0-152	16.0-81	7	3-0	10-79	19	18	0	19-19	0	0	0	52	160
Opponents		248	62	279.0	40.0-141	11.0-42	6	4-0	6-62	4	14	0	11-12	0	0	0	21	89

Date	Opponent	Punting							Field Goals			Kickoffs						
		no.	yds	avg	long	blkd	tb	fc	50+	i20	md-att	long	blkd	no.	yds	avg	tb	ob
Aug 24	at Archbishop Hoban	4	136	34.0	37	0	0	3	0	0	1-1	48	0	4	239	59.8	3	0
Sept 1	at Mentor High School	4	150	37.5	40	0	0	2	0	1	2-3	42	0	8	449	56.1	4	0
Sept 9	EUCLID HIGH SCHOOL	4	153	38.2	61	0	1	1	1	1	2-2	42	0	7	420	60.0	7	0
Sept 15	20 DETROIT CATHOLIC CE	5	191	38.2	47	0	1	2	0	1	1-2	20	0	7	418	59.7	6	0
Sept 23	at Cincinnati Elder	3	142	47.3	51	0	0	2	1	0	3-4	55	0	7	415	59.3	6	1
		20	772	38.6	61	0	2	10	2	3	9-12	55	0	33	1941	58.8	26	1
Opponents		31	1035	33.4	48	0	0	6	0	5	2-3	37	0	19	906	47.7	2	1

OPPONENT STATISTICS










Date	Opponent	Rushing				Receiving				Passing				Kick Returns				Punt Returns				tot off
		no.	yds	td	lg	no.	yds	td	lg	cmp-att-int	yds	td	lg	no.	yds	td	lg	no.	yds	td	lg	
Aug 24	at Archbishop Hoban	29	33	0	9	9	104	0	51	9-17-3	104	0	51	1	24	0	24	1	0	0	0	137
Sept 1	at Mentor High School	19	70	1	15	25	341	3	46	25-44-2	341	3	46	4	81	0	35	0	0	0	0	411
Sept 9	EUCLID HIGH SCHOOL	32	121	0	31	13	200	3	41	13-29-2	200	3	41	0	0	0	0	0	0	0	0	321
Sept 15	20 DETROIT CATHOLIC CEN	29	74	1	29	12	126	0	31	12-27-2	126	0	31	1	15	0	15	1	-1	0	0	200
Sept 23	20 at Cincinnati Elder	26	77	0	17	25	349	4	53	25-40-1	349	4	53	0	0	0	0	0	0	0	0	426
		135	375	2	31	84	1120	10	53	84-157-10	1120	10	53	6	120	0	35	2	-1	0	0	1495
St Ignatius Wildcats		210	863	10	72	65	989	8	57	65-120-6	989	8	57	16	222	0	28	12	89	0	15	1852

Games: 5 • Avg/rush: 2.8 • Avg/catch: 13.3 • Pass effic: 121.71 • KR avg: 20.0 • PR avg: -0.5 • All purpose avg/game: 335.2 • Total offense avg/gm: 299.0

Date	Opponent	Tackles				Sacks		Fumble		Pass Defense			blkd	PAT Attempts			off	
		ua	a	total	tfl-yds	no-yds	ff	fr-yds	int-yds	qbh	brup	kick	kick	rush	rcv	saf	t/o	pts
Aug 24	at Archbishop Hoban	50	2	51.0	12.0-30	2.0-3	3	1-0	2-6	0	2	0	0-0	0	0	0	0	3
Sept 1	at Mentor High School	57	24	69.0	6.0-15	2.0-8	0	1-0	1-3	0	4	0	4-4	0	0	0	14	31
Sept 9	EUCLID HIGH SCHOOL	55	10	60.0	9.0-40	3.0-15	1	1-0	2-33	0	2	0	2-3	0	0	0	7	20
Sept 15	20 DETROIT CATHOLIC CE	46	6	49.0	8.0-36	1.0-2	1	0-0	1-20	2	4	0	1-1	0	0	0	0	7
Sept 23	at Cincinnati Elder	40	20	50.0	5.0-20	3.0-14	1	1-0	0-0	2	2	0	4-4	0	0	0	0	28
		248	62	279.0	40.0-141	11.0-42	6	4-0	6-62	4	14	0	11-12	0	0	0	21	89
St Ignatius Wildcats		150	128	214.0	42.0-152	16.0-81	7	3-0	10-79	19	18	0	19-19	0	0	0	52	160

Date	Opponent	Punting							Field Goals			Kickoffs						
		no.	yds	avg	long	blkd	tb	fc	50+	i20	md-att	long	blkd	no.	yds	avg	tb	ob
Aug 24	at Archbishop Hoban	5	158	31.6	38	0	0	2	0	1	1-1	37	0	2	101	50.5	0	0
Sept 1	at Mentor High School	7	235	33.6	40	0	0	1	0	1	1-1	22	0	6	276	46.0	0	0
Sept 9	EUCLID HIGH SCHOOL	6	193	32.2	38	0	0	1	0	1	0-0	0	0	4	143	35.8	0	1
Sept 15	20 DETROIT CATHOLIC CE	7	247	35.3	48	0	0	1	0	2	0-0	0	0	2	114	57.0	1	0
Sept 23	at Cincinnati Elder	6	202	33.7	46	0	0	1	0	0	0-1	0	0	5	272	54.4	1	0
		31	1035	33.4	48	0	0	6	0	5	2-3	37	0	19	906	47.7	2	1
St Ignatius Wildcats		20	772	38.6	61	0	2	10	2	3	9-12	55	0	33	1941	58.8	26	1

2017 COMPOSITE SCHEDULE

Opponent	Aug 24/25/26	Sept 1/2	Sept 5/8/9	Sept 15/16/17	Sept 22/23/24	Sept 29 / 30	Oct 6/7	Oct 13/14/15	Oct 20/21/22	Oct 27/28/29
Archbishop Hoban KNIGHTS		Cardinal Mooney CARDINALS W, 31-13	Ursuline FIGHTING IRISH W, 49-0	West Toronto Prep W, 41-0	St. Vincent-St. Mary FIGHTING IRISH W, 21-7	Lake Catholic COUGARS	Padua BRUINS	Walsh Jesuit WARRIORS	Notre Dame-Cathedral Latin LIONS	Benedictine BENGALS
Mentor CARDINALS	Massillon Washington TIGERS W, 49-14		Glenville TARBLOODERS W, 38-15	Strongsville MUSTANGS W, 42-27	Brunswick BLUE DEVILS W, 62-0	Medina BEES	Shaker Hts RED RAIDERS	Solon COMETS	Euclid PANTHERS	Elyria PIONEERS
Euclid PANTHERS	Glenville TARBLOODERS W, 39-21	Aurora GREENMEN W, 27-21		Medina BEES W, 34-7	Elyria PIONEERS W, 54-28	Strongsville MUSTANGS	Solon COMETS	Brunswick BLUE DEVILS	Mentor CARDINALS	Shaker Hts RED RAIDERS
Novi (MI) Detroit Catholic Central SHAMROCKS	Sterling Heights (MI) Stevenson TITANS W, 36-0	Toledo Whitmer PANTHERS L, 14-7	University of Detroit Jesuit CUBS W, 28-18		Bloomfield Hills (MI) Brother Rice WARRIORS W, 27-23	Dayton Dunbar WOLVERINES	Orchard Lake (MI) Saint Mary's Prep EAGLES	Warren (MI) De La Salle PILOTS		
Elder PANTHERS	Lakota West FIREBIRDS W, 21-7	Oak Hill HIGHLANDERS W, 41-12	Gahanna Lincoln GOLDEN LIONS W, 27-23	St. Edward EAGLES L, 40-7		Cincinnati St. Xavier BOMBERS	Cincinnati Archbishop Moeller CRUSADERS	Winton Woods WARRIORS	International School of Broward (FL) PUMAS	Cincinnati LaSalle LANCERS
Clarkson FOOTBALL NORTH	Pickerington North PANTHERS L, 40-7	Cleveland Heights TIGERS W, 31-6	Huber Heights Wayne WARRIORS L, 34-21	Erie McDowell TROJANS W, 35-28	Lorain TITANS L, 42-21		OPEN	St. Xavier BOMBERS	Cheshire Academy (CT) CATS	Warren G. Harding RAIDERS
Canton GlenOak EAGLES	Toledo Whitmer PANTHERS L, 38-24	Massillon Washington TIGERS L, 24-10	St. Thomas More (ONT, CAN) W, 39-0	Hoover VIKINGS W, 38-27	Green BULLDOGS L, 15-13	Jackson POLAR BEARS		McKinley BULLDOGS	Lake BLUE STREAKS	Massillon Perry PANTHERS
Cincinnati Archbishop Moeller CRUSADERS	Hamilton BIG BLUE W, 42-7	Louisville Trinity (KY) SHAMROCKS L, 38-30	Scott County (KY) CARDINALS W, 38-28	Lexington Lafayette (KY) GENERALS W, 55-6	Cincinnati St. Xavier BOMBERS L, 30-7	Cincinnati LaSalle LANCERS	Cincinnati Elder PANTHERS		St. Edward EAGLES	Winton Woods WARRIORS
Cincinnati St. Xavier BOMBERS	Hinsdale (IL) RED DEVILS W, 43-14	Cincinnati Colerain CARDINALS W, 20-17	Walnut Hills EAGLES W, 50-7	Indianapolis (IN) Cathedral FIGHTING IRISH W, 31-7	Cincinnati Archbishop Moeller CRUSADERS W, 30-7	Cincinnati Elder PANTHERS	Cincinnati LaSalle LANCERS	Clarkson (ONT, CA) FOOTBALL NORTH		Louisville (KY) St. Xavier Tigers
St. Edward EAGLES	Erie McDowell TROJANS W, 40-10	Glenville TARBLOODERS W, 41-6	Washington, D.C. Woodson WARRIORS W, 45-20	Cincinnati Elder PANTHERS W, 40-7	Buchtel GRIFFINS W, 36-0	Naperville (IL) Central REDHAWKS	Cathedral (IN) FIGHTING IRISH	Canada Prep Academy RAIDERS	Cincinnati Archbishop Moeller CRUSADERS	