

CONVENTION ON INTERNATIONAL TRADE IN ENDANGERED SPECIES  
OF WILD FAUNA AND FLORA



Twenty-sixth meeting of the Plants Committee  
Geneva (Switzerland), 5 – 9 June 2023

Compliance

Review of Significant Trade in specimens of Appendix-II species

SELECTION OF NEW SPECIES/COUNTRY COMBINATIONS FOR REVIEW FOLLOWING COP19

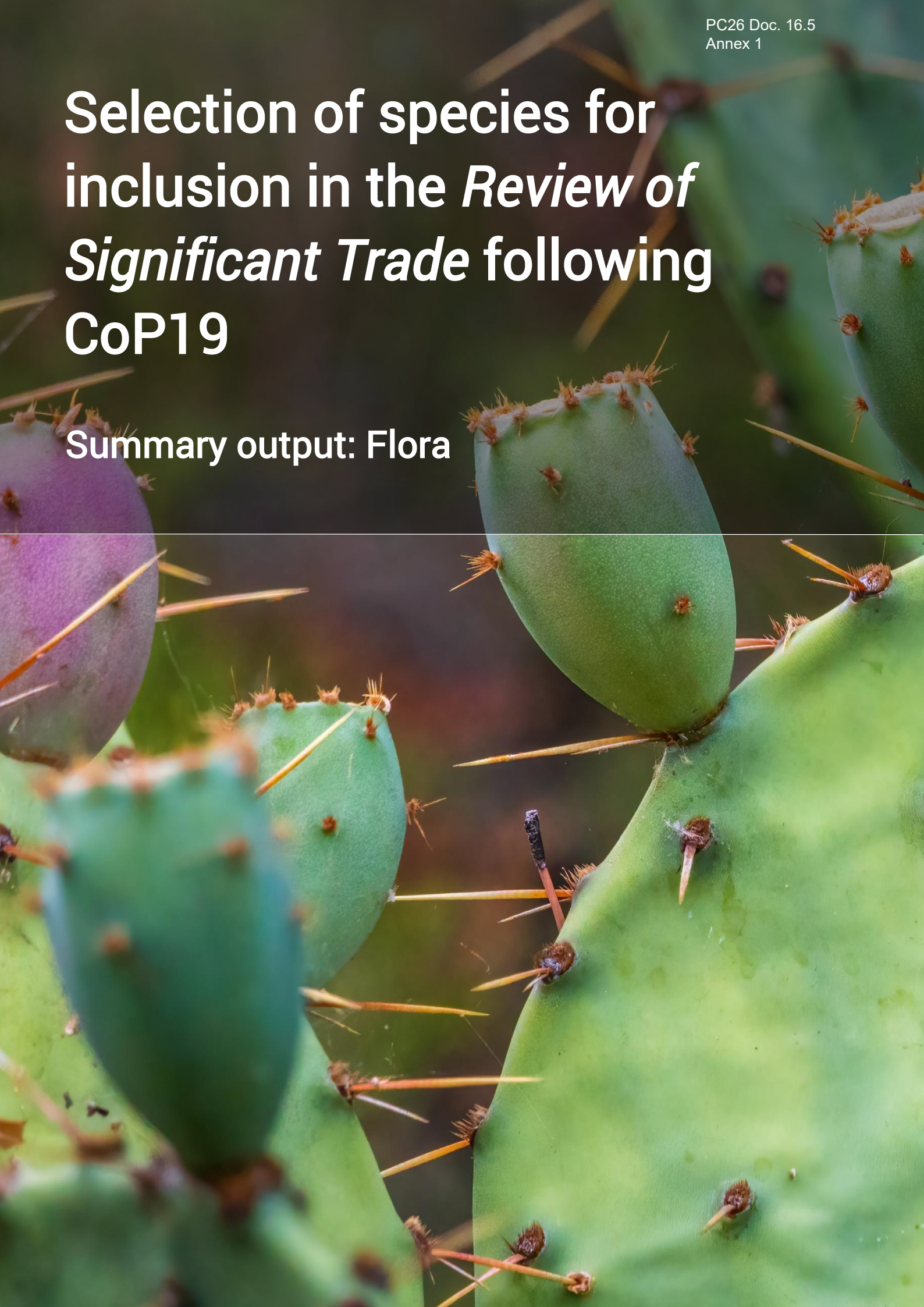
1. This document has been prepared by the Secretariat.
2. In Resolution Conf. 12.8 (Rev. CoP18) on *Review of Significant Trade in specimens of Appendix-II species*, the Conference of the Parties:
  1. *DIRECTS the Animals and Plants Committees, in cooperation with the Secretariat and experts, and in consultation with range States, to review the biological, trade and other relevant information on Appendix-II species subject to significant levels of trade, to identify problems and solutions concerning the implementation of Article IV, paragraphs 2 (a), 3 and 6 (a)...*
3. In accordance with paragraph 1 a) of that Resolution (under the section Stage 1 – *Selection of species/country combination to be reviewed*), the Secretariat requested the World Conservation Monitoring Centre of the United Nations Environment Programme (UNEP-WCMC) to produce the following:
  - a) a summary from the CITES Trade Database of annual report statistics showing the recorded level of direct exports for Appendix-II species over the five most recent years (see Annex 1), and
  - b) an extended analysis of trade to inform the preliminary selection of species/country combinations (see Annex 2).
4. The extended analysis outlines the process used to identify candidate taxa for inclusion in the Review of Significant Trade based on the guidance contained in Annex 2 to Resolution Conf. 12.8 (Rev. CoP18) and presents a list of possible candidate species/country combinations thus identified. The data used to prepare this summary are available in Excel format in an information document.
5. Paragraph 1 b) of Resolution Conf. 12.8 (Rev. CoP18) directs the Plants Committee to include at its first regular meeting following a meeting of the Conference of the Parties a limited number of species/country combinations of greatest concern for inclusion in Stage 2 of the review process.

Recommendation

6. The Committee is invited to select a limited number of species/country combinations of greatest concern for inclusion in Stage 2 of the Review of Significant Trade.

# Selection of species for inclusion in the *Review of Significant Trade* following CoP19

Summary output: Flora



## Selection of species for inclusion in the Review of Significant Trade following CoP19. Summary output: Flora

### Citation

CITES Secretariat and UNEP-WCMC. 2023. Selection of species for inclusion in the Review of Significant Trade following CoP19. Summary output: Flora. UNEP-WCMC, Cambridge.

### Published

April 2023

### Copyright

© 2023 Secretariat of the Convention on International Trade in Endangered Species of Wild Fauna and Flora (CITES)

### Cover photo

Дмитрий Поташкин/Adobe Stock

### Authors

Katia Sanchez Ortiz, Katie Hunter, Aly Pavitt, Jessica Vitale, Ellie Webber, Claire McLardy and Ciara Stafford (UNEP-WCMC)

The findings, interpretations, and conclusions expressed herein are those of the author(s) and do not necessarily reflect the views of the CITES Secretariat, the United Nations Environment Programme, United Nations or the Parties to the Convention.

The designations employed and the presentation of material on any map in this work do not imply the expression of any opinion whatsoever on the part of the CITES Secretariat, the United Nations Environment Programme or the United Nations concerning the legal status of any country, territory, city or area or of its authorities, or concerning the delimitation of its frontiers or boundaries.

Links contained in the present publication are provided for the convenience of the reader and are correct at the time of issue. The CITES Secretariat takes no responsibility for the continued accuracy of that information or for the content of any external website.

## Contents

Overview.....	4
Summary Output .....	6
Appendix 1: ISO codes and country and territory names.....	94

## Overview

To comply with Stage 1 a) of Resolution Conf. 12.8 (Rev. CoP18) and the *Guidance regarding the selection of species/country combinations* outlined in Annex 2 of the Resolution, the UN Environment Programme World Conservation Monitoring Centre (UNEP-WCMC) has produced two outputs to assist the Plants Committee with their work in selecting species/country for inclusion in the Review of Significant Trade following CoP19:

- A **summary output** (this document), which provides an overview of direct trade over the most recent five years (2017-2021) in wild-sourced and source unknown specimens of CITES-listed taxa, in addition to trade in specimens of plants that fulfil the definition for 'assisted production' in Resolution Conf. 11.11 (Rev. CoP18) and trade in specimens without a source specified.
- An **extended analysis**, which uses five criteria to identify taxa that show noteworthy patterns of trade (see PC26 Doc 16.5 Annex 2).

The summary output is accompanied by an excel version of the data available as an information document, which details gross direct exports for each individual country between 2017-2022 and provides further details regarding quotas and trade suspensions.

## Data used in the summary output

Data were extracted from the CITES Trade Database ([trade.cites.org](https://trade.cites.org)) on 20<sup>th</sup> March 2023, and include all CITES Annual Reports received by UNEP-WCMC by 23<sup>rd</sup> February 2023.

**Table 1:** Data included for the summary output

	Data included
<b>Distribution status</b>	Trade data for all distribution statuses except for species-exporter combinations where the species has been introduced, according to Species+ <sup>1</sup>
<b>CITES Trade Database report type</b>	Gross exports; direct trade only (re-exports are excluded)
<b>Current Appendix</b>	Appendix II taxa and Appendix I taxa subject to reservation
<b>Source codes<sup>2</sup></b>	Wild ('W'), specimens of plants that fulfil the definition for 'assisted production' in Resolution Conf. 11.11 (Rev. CoP18) ('Y'), unknown ('U') and no reported source ('-')
<b>Purpose codes<sup>2</sup></b>	All
<b>Terms<sup>3</sup></b>	bark, carvings, chips, cultures, derivatives, dried plants, extract, flowers, flower pots, fruit, furniture, kernel, leaves, live, logs, plywood, powder, roots, sawn wood, seeds, stems, timber, timber carvings, transformed wood, veneer, wax and wood products
<b>Units of measure</b>	Number (unit = blank or 'number of specimens'), kg, l, m, m <sup>2</sup> , m <sup>3</sup> . Where necessary, trade reported in other metrics was converted to one of these units, and trade that could not be equated to a standardised unit of measure (e.g. bags, bottles, boxes, flasks, etc.) was considered to be traded as 'number of specimens'.
<b>Year range</b>	2017-2021 <sup>4</sup>

<sup>1</sup> [speciesplus.net](https://speciesplus.net)

<sup>2</sup> A full list and description of source and purpose codes is specified in in [Res. Conf. 12.3 \(Rev. CoP19\)](#).

<sup>3</sup> A full list of "terms" (i.e. descriptions of specimens in trade) traded is available in the CITES Trade Database interpretation guide, see: [https://trade.cites.org/cites\\_trade\\_guidelines/en-CITES\\_Trade\\_Database\\_Guide.pdf](https://trade.cites.org/cites_trade_guidelines/en-CITES_Trade_Database_Guide.pdf)

<sup>4</sup> Trade data for 2021 may appear lower than other years due to missing annual reports; annual reports for 2021 had been received from 58% of Parties at the time of analysis.

	Data included
Additional information	<ul style="list-style-type: none"> <li>• The global <b>conservation status</b> and <b>population trend</b> of the species as published in The IUCN Red List of Threatened Species<sup>5</sup>, as well as the year of assessment.</li> <li>• Whether the species/country combination was <b>subject to the Review of Significant Trade process</b> during any of the last four iterations (post CoP14, post CoP15, post CoP16 and post CoP17)<sup>6</sup>.</li> <li>• Whether the taxon was <b>reported in trade for the first time</b> within the CITES Trade Database since 2017 (i.e. since the last Review of Significant Trade selection). Where possible, nomenclature changes have been accounted for; however, some taxa may be indicated as being in trade for the first time since the last selection process that were previously traded under a different taxonomic name.</li> <li>• Whether a species was <b>recently listed</b> at CoP16, CoP17 and CoP18 (no trade data are available for CoP19 listings)<sup>7</sup>.</li> <li>• A list of <b>countries with direct exports</b> in any of the most recent five years (2017-2021), whether they are a range State according to Species+ (with an asterisk * denoting non-range States), and the proportion of trade that their exports account for. Non-range States are defined as any States that are not listed as range States or where the population is considered Extinct according to Species+.</li> <li>• The <b>number of range States</b> according to Species+<sup>8</sup>.</li> <li>• Species that are subject to listing annotations relating to <b>zero quotas</b><sup>9</sup>, or where a <b>quota has been recommended</b> by the Plants Committee, Standing Committee or Conference of the Parties for any year since 2017, or where a country has published a voluntary zero export quota for any year since 2017<sup>10</sup>.</li> <li>• Species/country combinations subject to Standing Committee <b>recommendations to suspend trade</b> in any year since 2017<sup>11</sup>. If a taxon/country combination was subject to one or more long-standing suspensions extending into 2017, the date when the suspension was put in place is reflected. It should be noted that a suspension may not necessarily have been in place for the whole year shown.</li> <li>• Whether all trade in the taxon between 2017-2021 is reported as <b>non-commercial</b>, where non-commercial trade is defined as trade reported with any purpose code other than T.</li> <li>• The proportion of the trade in each taxon reported under each source code.</li> </ul>

<sup>5</sup> [www.iucnredlist.org](http://www.iucnredlist.org) Data downloaded on 17<sup>th</sup> January 2023.

<sup>6</sup> No selection process took place following CoP18 due to disruption caused by the Covid-19 pandemic. The Plants Committee agreed to postpone the selection of new species/country combinations for review until the first regular meeting of the Committee after the 19th meeting of the Conference of the Parties (see PC25 SR).

<sup>7</sup> Not shown for trade reported at the genus level or higher.

<sup>8</sup> Not shown for trade reported at the genus level or higher.

<sup>9</sup> The annotation text in full is available in the Excel output accompanying this document.

<sup>10</sup> Not shown for trade reported at the genus level or higher. Data downloaded from Species+ on 31<sup>st</sup> March 2023.

<sup>11</sup> Current as of 23<sup>rd</sup> March 2023.

## Summary Output

### Key to Table 2

**Unit:** Trade in the unit 'blank' includes trade data reported with the unit code 'NAR' (number of specimens) or whether the unit column has been left blank.

**Trade summaries:** Quantities are in gross exports and rounded to the nearest decimal place, where applicable. '0' indicates no trade, '-' indicates that the species had not yet been listed in the Appendices.

**IUCN status:** DD = Data Deficient, NE = Not Evaluated, LC = Least Concern, NT = Near Threatened, VU = Vulnerable, EN = Endangered, CR = Critically Endangered.

**IUCN population trends** in brackets: (→) = stable population trend, (↓) = decreasing population trend, (↑) = increasing population trend, (?) = unknown population trend.

**IUCN year of assessment:** in brackets, where applicable e.g. (2011).

**Exporters and Contextual information:** For country and territory names see Appendix 1. An asterisk \* denotes a non-range State as defined in Table 1. **No commercial trade = no trade between 2017-2021 reported with purpose code T; trade may have occurred under different purpose codes.** Percentages are correct to 1 decimal place, exporters accounting for <0.1% of total trade are not included. Please refer to the accompanying information document for full details of the text of any annotation relating to zero quotas, the text of any recommended quotas or voluntary published zero quotas, and the text of any suspensions.

**Range States:** the number of range States according to Species+.

**% trade by Source:** W = Wild, Y = specimens that fulfil the definition for 'assisted production' in Resolution Conf. 11.11 (Rev. CoP18), U = Unknown, - = Not reported. Percentages are correct to 1 decimal place, sources accounting for <0.01% of total trade are not included.

**Table 2: Gross direct exports 2017-2021 of source W, U, or Y specimens, or specimens with no source reported.** Data extracted from the CITES Trade Database 20th March 2023. [See Key on p. 6]

Taxon	Term	Unit	2017	2018	2019	2020	2021	IUCN status	Contextual information	Exporters	Range States	% trade by source
<b>Caryophyllales</b>												
Caryophyllales spp.	live		56	0	0	0	0	-	First reported in trade since last RST selection	NL(100%)		-(100%)
<b>Agavaceae</b>												
<i>Yucca</i> spp.	live		5	0	0	0	0	-	First reported in trade since last RST selection	NL(100%)		-(100%)
<b>Amaryllidaceae</b>												
<i>Galanthus elwesii</i>	live		2391967	2505208	3000000	2500000	2499977	DD (↓) (2011)	Selected in RST Post CoP16 (TR)	TR(100%)	6	W(100%)
<i>Galanthus platyphyllus</i>	dried plants		0	0	1	0	0	NE		GE(100%)	2	W(100%)
<i>Galanthus woronowii</i>	live		17684130	16914890	4000000	11240367	29476147	VU (?) (2011)		GE(82%), TR(18%)	3	W(73.8%); Y(26.2%)
<b>Anacardiaceae</b>												
<i>Operculicarya decaryi</i>	live		40	0	0	141	0	LC (↓) (2015)	Listed at CoP16	MG(100%)	1	W(100%)
<i>Operculicarya hyphaenoides</i>	live		114	0	0	130	0	EN (↓) (2015)	Zero quota published (MG(2019))	MG(100%)	1	W(100%)
<i>Operculicarya pachypus</i>	live		345	0	0	1576	0	EN (↓) (2015)	Zero quota published (MG(2019))	MG(100%)	1	W(100%)
<b>Apocynaceae</b>												
Apocynaceae spp.	live		30	0	0	0	0	-		IN(60%), NL(40%)		-(100%)
		kg	20	0	0	0	0					
<i>Pachypodium brevicaule</i>	leaves		0	0	0	325	0	VU (↓) (2015)	Zero quota published (MG(2019))	MG(100%)	1	W(100%)
	live		20	0	0	0	0					



Taxon	Term	Unit	2017	2018	2019	2020	2021	IUCN status	Contextual information	Exporters	Range States	% trade by source
<i>Pachypodium densiflorum</i>	leaves		0	0	0	1750	0	NE		MG(100%)	1	W(100%)
	live		10	0	0	0	0					
<i>Pachypodium eburneum</i>	leaves		0	0	0	260	0	CR (↓) (2015)	Zero quota published (MG(2019))	MG(100%)	1	W(100%)
	live		310	0	0	0	0					
<i>Pachypodium horombense</i>	leaves		0	0	0	1640	0	NE	Zero quota published (MG(2019))	MG(100%)	1	W(100%)
<i>Pachypodium inopinatum</i>	leaves		0	0	0	100	0	CR (↓) (2015)	Zero quota published (MG(2019))	MG(100%)	1	W(100%)
	live		80	0	0	0	0					
<i>Pachypodium lamerei</i>	leaves		0	0	0	30	0	LC (↓) (2019)		MG(100%)	1	W(100%)
<i>Pachypodium lealii</i>	live		0	25	0	0	0	NE		MZ*(100%)	5	W(100%)
<i>Pachypodium rosulatum</i>	leaves		0	0	0	4685	0	VU (↓) (2019)	Zero quota published (MG(2019))	MG(100%)	1	W(99.2%); -(0.8%)
	live		120	190	40	74	0					
<i>Pachypodium rutenbergianum</i>	leaves		0	0	0	87	0	LC (↓) (2019)		MG(100%)	1	W(100%)
<i>Pachypodium</i> spp.	dried plants		15	0	0	0	0	-		MG(97.2%),U S(2.8%)		W(100%)
	live		160	0	0	0	0					
<i>Rauvolfia serpentina</i>	extract	kg	0	0	0.2	0	0	NE	Zero quota published (MM(2017)); No commercial trade	MM(100%)	13	W(100%)

Taxon	Term	Unit	2017	2018	2019	2020	2021	IUCN status	Contextual information	Exporters	Range States	% trade by source
<b>Araliaceae</b>												
<i>Panax quinquefolius</i>	roots		0	0	14	4	0	NE		US(100%)	2	W(100%)
		kg	25014.0	14207.9	13889.7	14016.0	12117.5					
<i>Panax</i> spp.	dried plants		1	0	0	0	0	-	No commercial trade	AE(66.7%),MY(33.3%)		W(100%)
	roots		2	0	0	0	0					
<b>Asparagaceae</b>												
<i>Beaucarnea</i> spp.	live		0	0	1	0	0	-	First reported in trade since last RST selection	US(100%)		W(100%)
<b>Berberidaceae</b>												
<i>Podophyllum hexandrum</i>	extract	kg	1209	644	0	0	0	NE	CITES suspension (AF(2013-present))	IN(100%)	6	W(100%)
<i>Podophyllum</i> spp.	dried plants		3	0	0	0	0	-	First reported in trade since last RST selection; No commercial trade	MY(100%)		W(100%)
<b>Bromeliaceae</b>												
<i>Tillandsia xerographica</i>	live		0	0	45	0	0	NE	No commercial trade	NL*(100%)	3	-(100%)

Taxon	Term	Unit	2017	2018	2019	2020	2021	IUCN status	Contextual information	Exporters	Range States	% trade by source
<b>Cactaceae</b>												
<i>Aztekium hintonii</i>	live		0	3	0	0	0	NT (→) (2009)	First reported in trade since last RST selection; No commercial trade	KR*(100%)	1	-(100%)
Cactaceae spp.	dried plants		40	17	0	190	0	-		IT(95.7%),NL (4%), US(0.2%)		W(0.2%); U(95.8%); -(4%)
	live		3238	118929	808	0	3					
		kg	72	0	3	0	0					
<i>Carnegiea gigantea</i>	derivatives		1	0	0	0	0	LC (↓) (2010)		MX(99.9%),U S(0.1%)	2	W(100%)
	stems	kg	0	0	1308	0	0					
<i>Cleistocactus</i> spp.	live		0	37	0	0	0		No commercial trade	NL(100%)		-(100%)
<i>Consolea macracantha</i>	dried plants		0	7	0	0	0	LC (→) (2011)	No commercial trade	CU(100%)	10	W(100%)
<i>Consolea moniliformis</i>	dried plants		0	3	0	0	0	LC (?) (2011)	No commercial trade	CU(100%)	4	W(100%)
<i>Corryocactus brevistylus</i>	stems		0	0	1700	0	2000	LC (→) (2011)		PE(100%)	2	W(100%)
<i>Cylindropuntia cholla</i>	derivatives		0	0	21	0	0	LC (→) (2010)		MX(100%)	1	W(100%)
	dried plants	kg	4250	16660	0	0	0					
	stems	m <sup>3</sup>	0	0	21	0	0					
<i>Cylindropuntia hystrix</i>	dried plants		0	2	0	0	0	CR (?) (2011)	First reported in trade since last RST selection; No commercial trade	CU(100%)	1	W(100%)
<i>Cylindropuntia imbricata</i>	stems	m <sup>3</sup>	3.3	0	0	0	0	LC (↑) (2009)		US(100%)	2	W(100%)
<i>Dendrocereus nudiflorus</i>	dried plants		0	2	0	0	0	EN (↓) (2011)	No commercial trade	CU(100%)	1	W(100%)

Taxon	Term	Unit	2017	2018	2019	2020	2021	IUCN status	Contextual information	Exporters	Range States	% trade by source
<i>Echinocactus grusonii</i>	live		20	347	614	0	0	EN (↓) (2009)		NL*(97.9%),IR* (1.2%),TH* (0.9%)	1	-(100%)
<i>Echinocactus</i> spp.	live		25	0	0	0	0	-		NL(100%)		-(100%)
<i>Echinocereus cinerascens</i>	seeds	kg	0	0	0	0	3.2	LC (→) (2009)		MX(100%)	1	W(100%)
<i>Echinopsis ancistrophora</i>	live		0	0	12	0	0	VU (↓) (2010)		IR*(100%)	2	-(100%)
<i>Echinopsis atacamensis</i>	dried plants		0	0	4	0	0	NT (↓) (2011)	No commercial trade	AR(100%)	3	W(100%)
<i>Echinopsis chiloensis</i>	derivatives		65	0	0	0	0	LC (→) (2011)		CL(100%)	1	W(100%)
	dried plants		0	0	0	0	280					
	stems		300	0	0	0	0					
	timber		600	0	0	0	770					
	wood product		340	1979	1230	880	2789					
<i>Echinopsis pachanoi</i>	powder	kg	60.6	18.9	0	0	0	LC (→) (2011)		PE(100%)	2	W(100%)
<i>Echinopsis terscheckii</i>	dried plants		0	0	4	0	0	VU (↓) (2010)	No commercial trade	AR(100%)	1	W(100%)
<i>Espositoa</i> spp.	live		0	0	464	0	0	-	No commercial trade	NL(100%)		-(100%)
<i>Eulychnia acida</i>	carvings		0	3000	0	0	0	LC (→) (2011)		CL(100%)	1	W(100%)
	derivatives		10	0	0	0	0					
	extract	l	0	7.4	0	0	0					
	stems		250	900	650	0	650					
	timber		8293	350	0	500	7080					
	wood product		12140	71181	11470	28522	17295					
<i>Ferocactus echidne</i>	seeds	kg	0	0	0	0	4.3	LC (→) (2009)	First reported in trade since last RST selection	MX(100%)	1	W(100%)
<i>Ferocactus glaucescens</i>	live		0	0	12	0	0	LC (→) (2009)		IR*(100%)	1	-(100%)

Taxon	Term	Unit	2017	2018	2019	2020	2021	IUCN status	Contextual information	Exporters	Range States	% trade by source
<i>Ferocactus latispinus</i>	seeds	kg	0	0	0.8	0.9	1.2	LC (→) (2009)		MX(100%)	1	W(100%)
<i>Ferocactus</i> spp.	live		0	0	110	400	0	-		NL(100%)		U(78.4%); -(21.6%)
<i>Gymnocalycium baldianum</i>	live		26	0	0	0	0	LC (↓) (2010)		NL*(100%)	1	-(100%)
<i>Gymnocalycium mihanovichii</i>	live		0	4	28	0	0	LC (?) (2010)	No commercial trade	TH*(100%)	3	-(100%)
<i>Gymnocalycium</i> spp.	live		24	320	295	0	0	-		NL(98%), TH(2%)		-(100%)
<i>Harrisia earlei</i>	dried plants		0	3	0	0	0	NE	No commercial trade	CU(100%)	1	W(100%)
<i>Harrisia eriophora</i>	dried plants		0	4	0	0	0	LC (?) (2011)	No commercial trade	CU(100%)	1	W(100%)
<i>Harrisia gracilis</i>	dried plants		0	3	0	0	0	LC (?) (2011)	No commercial trade	CU(100%)	8	W(100%)
<i>Leptocereus arboreus</i>	dried plants		0	2	0	0	0	EN (?) (2011)	No commercial trade	CU(100%)	1	W(100%)
<i>Leptocereus assurgens</i>	dried plants		0	6	0	0	0	LC (?) (2011)	First reported in trade since last RST selection; No commercial trade	CU(100%)	1	W(100%)
<i>Leptocereus carinatus</i>	dried plants		0	2	0	0	0	CR (?) (2011)	First reported in trade since last RST selection; No commercial trade	CU(100%)	1	W(100%)
<i>Leptocereus quadricostatus</i>	stems		0	0	0	0	1	EN (↓) (2011)	First reported in trade since last RST selection; No commercial trade	VG(100%)	2	W(100%)

Taxon	Term	Unit	2017	2018	2019	2020	2021	IUCN status	Contextual information	Exporters	Range States	% trade by source
<i>Leptocereus scopulophilus</i>	dried plants		0	2	0	0	0	CR (↓) (2011)	First reported in trade since last RST selection; No commercial trade	CU(100%)	1	W(100%)
<i>Leptocereus sylvestris</i>	dried plants		0	6	0	0	0	NT (↓) (2011)	First reported in trade since last RST selection; No commercial trade	CU(100%)	1	W(100%)
<i>Leptocereus wrightii</i>	dried plants		0	2	0	0	0	CR (?) (2011)	No commercial trade	CU(100%)	1	W(100%)
<i>Mammillaria elongata</i>	live		0	0	141	0	0	LC (↓) (2009)	No commercial trade	NL*(100%)	1	-(100%)
<i>Mammillaria glassii</i>	live		0	0	390	0	0	LC (→) (2009)	No commercial trade	NL*(100%)	1	-(100%)
<i>Mammillaria hahniana</i>	live		0	22	626	0	0	NT (↓) (2009)		NL*(98.1%),LR*(1.9%)	1	-(100%)
<i>Mammillaria karwinskiana</i>	live		0	0	43	0	0	LC (→) (2009)	No commercial trade	LK*(100%)	3	-(100%)
<i>Mammillaria laui</i>	live		0	0	630	0	0	CR (↓) (2009)	No commercial trade	NL*(100%)	1	-(100%)
<i>Mammillaria magnifica</i>	live		0	0	12	0	0	DD (?) (2013)		IR*(100%)	1	-(100%)
<i>Mammillaria pringlei</i>	live		0	0	544	0	0	VU (↓) (2009)	No commercial trade	NL*(100%)	1	-(100%)
<i>Mammillaria prolifera</i>	dried plants		0	4	0	0	0	LC (→) (2009)	No commercial trade	NL*(99.2%),CU(0.8%)	5	W(0.8%); -(99.2%)
	live		0	13	464	0	0					
<i>Mammillaria</i> spp.	live		0	389	1109	96	3000	-		CN(65.3%),NL(34.4%),IR(0.3%)		W(65.3%);U(2.1%); -(32.6%)

Taxon	Term	Unit	2017	2018	2019	2020	2021	IUCN status	Contextual information	Exporters	Range States	% trade by source
<i>Mammillaria uncinata</i>	seeds	kg	0	0	0	0	0.6	LC (↓) (2009)		MX(100%)	1	W(100%)
<i>Melocactus curvispinus</i>	dried plants		0	5	0	0	0	LC (→) (2009)		IR*(70.6%),C U(29.4%)	10	W(29.4%); -(70.6%)
	live		0	0	12	0	0					
<i>Melocactus harlowii</i>	dried plants		0	11	0	0	0	LC (?) (2011)	No commercial trade	CU(100%)	1	W(100%)
<i>Melocactus intortus</i>	dried plants		0	1	0	0	0	LC (↓) (2011)	CITES suspension (KN(2019)); No commercial trade	CU(100%)	14	W(100%)
<i>Melocactus matanzanus</i>	dried plants		0	3	0	0	0	EN (?) (2011)	No commercial trade	CU(100%)	1	W(100%)
<i>Myrtillocactus geometrizans</i>	seeds	kg	0	0	15.6	8.9	21.8	LC (→) (2009)		MX(100%)	1	W(100%)
<i>Opuntia leucotricha</i>	live		0	0	643	0	0	LC (→) (2009)	No commercial trade	NL*(100%)	1	-(100%)
<i>Opuntia microdasys</i>	live		0	15	690	0	0	LC (→) (2009)	No commercial trade	NL*(100%)	1	-(100%)
<i>Opuntia phaeacantha</i>	live		0	29	0	0	0	LC (→) (2009)	No commercial trade	NL*(100%)	3	-(100%)
<i>Opuntia repens</i>	live		0	0	5	0	0	LC (?) (2011)		DO(100%)	3	W(100%)
<i>Opuntia</i> spp.	dried plants		0	2	0	0	0	-		NL(98.8%),U S(0.7%), CU(0.3%), VG(0.2%)		W(0.7%); -(99.3%)
	live		60	281	251	0	4					
	stems		0	0	0	0	1					
<i>Opuntia stricta</i>	dried plants		0	5	0	0	0	LC (↑) (2009)	No commercial trade	CU(100%)	16	W(100%)

Taxon	Term	Unit	2017	2018	2019	2020	2021	IUCN status	Contextual information	Exporters	Range States	% trade by source
<i>Opuntia triacantha</i>	dried plants		0	2	0	0	0	NT (?) (2011)	CITES suspension (KN(2019)); No commercial trade	CU(100%)	11	W(100%)
<i>Parodia leninghausii</i>	live		0	11	0	0	0	EN (↓) (2010)	No commercial trade	TH*(100%)	3	-(100%)
<i>Parodia</i> spp.	live		0	10	196	0	0	-	No commercial trade	NL(95.1%),TH(4.9%)		-(100%)
<i>Pilosocereus chrysostele</i>	live		24	0	0	0	0	NT (↓) (2010)		NL*(100%)	1	-(100%)
<i>Pilosocereus royenii</i>	stems		0	0	0	0	2	LC (↓) (2011)	CITES suspension (GD(2016-present),KN(2019),VC(2018)); No commercial trade	VG(100%)	22	W(100%)
<i>Pilosocereus</i> spp.	dried plants		0	2	0	0	0	-	No commercial trade	NL(99.7%),CU(0.3%)		W(0.3%); -(99.7%)
	live		0	28	679	0	0					
<i>Polaskia</i> spp.	live		0	0	474	0	0	-	No commercial trade	NL(100%)		-(100%)
<i>Rhipsalis baccifera</i>	live		1	0	0	0	0	LC (→) (2010)	No commercial trade	AO(100%)	27	W(100%)
<i>Sclerocactus</i> spp.	live		0	0	0	100	0	-		AU(100%)		W(100%)
<i>Selenicereus grandiflorus</i>	dried plants		0	4	0	0	0	LC (→) (2009)	CITES suspension (KN(2019)); No commercial trade	CU(100%)	20	W(100%)
<i>Stenocactus crispatus</i>	seeds	kg	0	0	0	0	0.2	DD (?) (2009)		MX(100%)	1	W(100%)



Taxon	Term	Unit	2017	2018	2019	2020	2021	IUCN status	Contextual information	Exporters	Range States	% trade by source
<i>Stenocereus dumortieri</i>	seeds	kg	0	0	4.7	4.2	10.3	LC (→) (2009)		MX(100%)	1	W(100%)
<i>Stenocereus fimbriatus</i>	stems		0	0	0	0	1	LC (→) (2011)	No commercial trade	VG(100%)	6	W(100%)
<i>Stenocereus queretaroensis</i>	seeds	kg	0	0	13.6	4.6	7.0	LC (→) (2009)		MX(100%)	1	W(100%)
<b>Cucurbitaceae</b>												
<i>Zygositycos pubescens</i>	live		15	0	0	0	0	NE	Zero quota published (MG(2019))	MG(100%)	1	W(100%)
<i>Zygositycos tripartitus</i>	live		20	0	0	0	0	NE	Zero quota published (MG(2019))	MG(100%)	1	W(100%)
<b>Cyatheaceae</b>												
<i>Alsophila callosa</i>	dried plants		0	0	0	4	0	NE	First reported in trade since last RST selection; No commercial trade	PH(100%)	1	W(100%)
<i>Alsophila cunninghamii</i>	live		0	0	2	200	0	NE		NZ(99%), AU(1%)	2	W(100%)
<i>Alsophila decurrens</i>	dried plants		8	0	0	0	0	LC (→) (2018)	First reported in trade since last RST selection; CITES suspension (SB(2019)); No commercial trade	VU(100%)	7	W(100%)
<i>Alsophila gigantea</i>	derivatives	kg	0	0	19698	4698	0	NE	First reported in trade since last RST selection	VN(100%)	11	W(100%)

Taxon	Term	Unit	2017	2018	2019	2020	2021	IUCN status	Contextual information	Exporters	Range States	% trade by source
<i>Alsophila lurida</i>	dried plants		0	0	0	4	0	NE	First reported in trade since last RST selection; No commercial trade	PH(100%)	3	W(100%)
<i>Alsophila manniana</i>	live		2	0	0	0	0	LC (→) (2018)	CITES suspension (GN(2013-present), LR(2016-present), ST(2016-2017,2022-present)); No commercial trade	AO(100%)	22	W(100%)
<i>Alsophila rufopannosa</i>	dried plants		0	0	0	4	0	NE	First reported in trade since last RST selection; No commercial trade	PH(100%)	1	W(100%)
<i>Alsophila smithii</i>	live		252	0	0	225	0	NE		NZ(100%)	1	W(100%)
<i>Alsophila vieillardii</i>	dried plants		6	0	0	0	0	NE	No commercial trade	VU(100%)	2	W(100%)
<i>Cyathea australis</i>	live		98	0	230	0	97	NE		AU(100%)	1	W(100%)
<i>Cyathea dealbata</i>	live		502	5	152	537	6	NE		NZ(99.8%),AU(0.2%)	2	W(100%)
<i>Cyathea divergens</i>	dried plants		0	2	0	0	0	NE	No commercial trade	BZ*(100%)	9	W(100%)
<i>Cyathea fuliginosa</i>	dried plants		0	0	0	4	0	NE	First reported in trade since last RST selection; No commercial trade	PH(100%)	1	W(100%)

Taxon	Term	Unit	2017	2018	2019	2020	2021	IUCN status	Contextual information	Exporters	Range States	% trade by source
<i>Cyathea medullaris</i>	dried plants		0	0	0	5	0	NE		NZ(95.8%),A U*(4%), VU*(0.2%)	5	W(100%)
	extract	kg	0	0	0	110	0					
	live		387	5	150	125	0					
	powder	kg	360	100	560	220	128					
<i>Cyathea myosuroides</i>	dried plants		0	2	0	0	0	NE	No commercial trade	BZ(100%)	5	W(100%)
<i>Cyathea recommutata</i>	dried plants		0	0	0	4	0	NE	First reported in trade since last RST selection; No commercial trade	PH(100%)	3	W(100%)
<i>Cyathea schiedeana</i>	dried plants		0	2	0	0	0	NE	No commercial trade	BZ(100%)	8	W(100%)
<i>Cyathea</i> spp.	carvings		0	0	0	1	1	-		ID(99.6%),VU (0.1%),MY(0.1%),PH(0.1%)		W(100%)
	dried plants		8	0	0	7	0					
		kg	0	0.5	0	0	0					
	extract	kg	0	<0.1	0	0	0					
	live		1	0	0	0	0					
wood product	kg	0	0	0	0	5530						
<i>Cyathea ursina</i>	dried plants		0	0	0	2	0	NE	No commercial trade	BZ(100%)	4	W(100%)
Cyatheaceae spp.	carvings		0	60	0	0	0	-		VU(100%)		W(100%)
	logs	m <sup>3</sup>	0	0	0	0.2	0					

Taxon	Term	Unit	2017	2018	2019	2020	2021	IUCN status	Contextual information	Exporters	Range States	% trade by source
<i>Sphaeropteris cooperi</i>	live		0	0	2	0	0	NE		AU(100%)	4	W(100%)
<i>Sphaeropteris elmeri</i>	dried plants		0	0	0	4	0	NE	First reported in trade since last RST selection; No commercial trade	PH(100%)	2	W(100%)
<i>Sphaeropteris glauca</i>	chips	kg	0	0	0	1000	0	LC (→) (2018)		ID(96.6%),VN *(3.4%)	5	W(100%)
	derivatives	kg	0	0	10000	0	0					
	dried plants		0	0	0	8	0					
	sawn wood	kg	0	2280	0	0	2538					
	timber	kg	0	47000	0	79460	76980					
	wood product		72200	0	0	0	0					
<i>Sphaeropteris lunulata</i>	dried plants		5	0	0	0	0	LC (?) (2018)	First reported in trade since last RST selection; No commercial trade	VU(100%)	1	W(100%)
<i>Sphaeropteris polypoda</i>	dried plants		0	0	0	4	0	NE	First reported in trade since last RST selection; No commercial trade	PH(100%)	2	W(100%)
<i>Sphaeropteris robinsonii</i>	dried plants		0	0	0	4	0	NE	First reported in trade since last RST selection; No commercial trade	PH(100%)	1	W(100%)
<i>Sphaeropteris robusta</i>	live		0	0	1	0	0	NE		AU(100%)	1	W(100%)

Taxon	Term	Unit	2017	2018	2019	2020	2021	IUCN status	Contextual information	Exporters	Range States	% trade by source
<b>Cycadaceae</b>												
<i>Cycadaceae</i> spp.	dried plants		8	0	0	0	0	-	No commercial trade	BZ(72.7%),M M(27.3%)		W(100%)
	live		3	0	0	0	0					
<i>Cycas cairnsiana</i>	seeds		0	0	125	0	0	VU (→) (2009)	No commercial trade	AU(100%)	1	W(100%)
<i>Cycas desolata</i>	seeds		0	0	66	0	0	VU (→) (2009)	First reported in trade since last RST selection; No commercial trade	AU(100%)	1	W(100%)
<i>Cycas revoluta</i>	leaves		400	0	0	0	0	LC (→) (2009)		HN*(99.9%)	2	W(0.1%); -(99.9%)
		m <sup>3</sup>	22.1	0	0	0	0					
	live		688414	252022	256785	0	0					
		kg	149061	192316	518719	0	0					
<i>Cycas seemannii</i>	dried plants		4	0	0	0	0	VU (↓) (2020)	No commercial trade	VU(100%)	5	W(100%)
<i>Cycas</i> spp.	dried plants		9	0	0	0	0	-	No commercial trade	MM(100%)		W(100%)
<i>Cycas tuckeri</i>	seeds		0	0	23	0	0	VU (→) (2009)	First reported in trade since last RST selection; No commercial trade	AU(100%)	1	W(100%)
<i>Cycas yorkiana</i>	seeds		0	0	25	0	0	NT (→) (2020)	First reported in trade since last RST selection; No commercial trade	AU(100%)	1	W(100%)

Taxon	Term	Unit	2017	2018	2019	2020	2021	IUCN status	Contextual information	Exporters	Range States	% trade by source
<b>Dicksoniaceae</b>												
<i>Cibotium barometz</i>	derivatives	kg	0	0	54000	183000	0	NE		VN(100%)	12	W(100%)
	dried plants		0	17000	0	0	0					
		kg	97000	98000	86008	181000	60030					
	extract	kg	0	0	0.4	0	0					
<i>Cibotium</i> spp.	dried plants		2	0	0	0	0	-	No commercial trade	MY(100%)		W(100%)
<i>Dicksonia</i> spp.	dried plants	kg	0	1.2	0	0	0	-	No commercial trade	FR(100%)		W(100%)
<b>Didiereaceae</b>												
<i>Alluaudia comosa</i>	leaves		0	0	0	30	0	VU (↓) (2018)		MG(100%)	1	W(100%)
<i>Alluaudia montagnacii</i>	leaves		0	0	0	30	0	EN (↓) (2018)		MG(100%)	1	W(100%)
<i>Alluaudia procera</i>	leaves	kg	0	0	0.2	0	0	LC (↓) (2018)	No commercial trade	MG(100%)	1	W(100%)
<i>Didierea madagascariensis</i>	leaves		0	0	0	50	0	LC (↓) (2018)		MG(100%)	1	W(100%)
		kg	0	0	0.2	0	0					
Didiereaceae spp.	live		9	0	0	0	0	-	No commercial trade	US(99.7%),M G(0.3%)		W(100%)
	seeds	kg	<0.1	0	0	0	0					
<b>Dioscoreaceae</b>												
<i>Dioscorea</i> spp.	dried plants	kg	2.3	0	0	0	0	-	No commercial trade	MM(100%)		W(100%)

Taxon	Term	Unit	2017	2018	2019	2020	2021	IUCN status	Contextual information	Exporters	Range States	% trade by source
<b>Droseraceae</b>												
<i>Dionaea muscipula</i>	live		21	54	122	0	0	VU (?) (2000)		NL*(100%)	1	-(100%)
<i>Dionaea</i> spp.	live		0	57	120	0	0	-	First reported in trade since last RST selection; No commercial trade	NL(100%)		-(100%)
<b>Ebenaceae</b>												
<i>Diospyros mcphersonii</i>	sawn wood	m <sup>3</sup>	2.1	0	0	0	0	EN (↓) (2018)	First reported in trade since last RST selection; Zero quota published (MG(2017)); CITES suspension (MG(2016-present))	CM*(100%)	1	W(100%)
<i>Diospyros</i> spp.	chips		0	0	54	0	0	-		PG(92.7%),M		W(100%)
	dried plants	kg	2.3	0	0	0	0			M(7.3%)		
	live		2	0	0	0	0					
<b>Euphorbiaceae</b>												
<i>Euphorbia ankarensis</i>	leaves		0	0	0	30	0	EN (NE) (2004)	Zero quota published (MG(2019))	MG(100%)	1	W(100%)
<i>Euphorbia antisiphilitica</i>	extract		0	144573	0	0	0	NE		MX(99.8%),U	2	W(100%)
		kg	0	68058.6	3200	0	30000.5			S(0.2%)		
		l	0	0	60	100	0					
	live	kg	3	5	0	0	11000					
	wax	kg	1677646.1	1857203.6	1148508.3	484062	645007.8					

Taxon	Term	Unit	2017	2018	2019	2020	2021	IUCN status	Contextual information	Exporters	Range States	% trade by source
<i>Euphorbia antso</i>	leaves		0	0	0	20	0	LC (↓) (2019)		MG(100%)	1	W(100%)
<i>Euphorbia aureoviridiflora</i>	leaves		0	0	0	20	0	VU (?) (2004)	Selected in RST Post CoP14 (MG)	MG(100%)	1	W(100%)
<i>Euphorbia beharensis</i>	live		10	0	0	0	0	VU (?) (2004)		MG(100%)	1	W(100%)
<i>Euphorbia bongolavensis</i>	leaves		0	0	0	20	0	EN (↓) (2018)		MG(100%)	1	W(100%)
<i>Euphorbia clavigera</i>	live		95	178	0	0	0	NE		MZ(100%)	3	W(100%)
<i>Euphorbia fianarantsoae</i>	live		10	0	0	0	0	VU (?) (2004)		MG(100%)	1	W(100%)
<i>Euphorbia griseola</i>	live		0	30	0	0	0	LC (↓) (2019)		MZ(100%)	6	W(100%)
<i>Euphorbia guillauminiana</i>	leaves		0	0	0	315	0	EN (?) (2004)	Zero quota published (MG(2019))	MG(100%)	1	W(100%)
	live		10	0	0	0	0					
<i>Euphorbia hedyotoides</i>	live		10	0	0	0	0	EN (?) (2004)	Zero quota published (MG(2019))	MG(100%)	1	W(100%)
<i>Euphorbia hofstaetteri</i>	leaves		0	0	0	30	0	VU (?) (2004)	Selected in RST Post CoP14 (MG); Zero quota published (MG(2017-2018))	MG(100%)	1	W(100%)
<i>Euphorbia itremensis</i>	leaves		0	0	0	160	0	VU (?) (2004)	Selected in RST Post CoP15 (MG); Zero quota published (MG(2019))	MG(100%)	1	W(100%)
	live		240	0	0	0	0					
<i>Euphorbia knuthii</i>	live		0	10	0	0	0	NE		MZ(100%)	3	W(100%)



Taxon	Term	Unit	2017	2018	2019	2020	2021	IUCN status	Contextual information	Exporters	Range States	% trade by source
<i>Euphorbia kondoi</i>	live		20	0	0	0	0	CR (?) (2004)	Zero quota published (MG(2019))	MG(100%)	1	W(100%)
<i>Euphorbia labatii</i>	leaves		0	0	0	210	0	CR (?) (2004)	Zero quota published (MG(2019))	MG(100%)	1	W(100%)
	live		110	0	0	0	0					
<i>Euphorbia meloformis</i>	live		0	3	0	0	0	NE	No commercial trade	KR*(100%)	1	-(100%)
<i>Euphorbia milii</i>	leaves		0	0	0	2	0	LC (↓) (2019)		MG(100%)	1	W(100%)
<i>Euphorbia mlanjeana</i>	live		0	200	0	0	0	NE	First reported in trade since last RST selection	MZ(100%)	2	W(100%)
<i>Euphorbia neohumbertii</i>	live		10	0	0	0	0	EN (?) (2004)	Zero quota published (MG(2019))	MG(100%)	1	W(100%)
<i>Euphorbia obesa</i>	live		0	3	0	0	0	NE	No commercial trade	KR*(100%)	1	-(100%)
<i>Euphorbia pachypodioides</i>	leaves		0	0	0	100	0	CR (?) (2004)	Selected in RST Post CoP14 (MG); Zero quota published (MG(2018-2019))	MG(100%)	1	W(100%)
<i>Euphorbia pedilanthoides</i>	live		10	0	0	0	0	NT (?) (2004)	Zero quota published (MG(2019))	MG(100%)	1	W(100%)
<i>Euphorbia perrieri</i>	leaves		0	0	0	30	0	VU (?) (2004)	Zero quota published (MG(2019))	MG(100%)	1	W(100%)
<i>Euphorbia poissonii</i>	extract	l	0	52	0	0	150	NE		GH(100%)	5	W(100%)
<i>Euphorbia primulifolia</i>	leaves		0	0	0	570	0	VU (?) (2004)	Selected in RST Post CoP14 (MG)	MG(100%)	1	W(100%)
	live		335	0	0	0	0					

Taxon	Term	Unit	2017	2018	2019	2020	2021	IUCN status	Contextual information	Exporters	Range States	% trade by source
<i>Euphorbia pseudoglobosa</i>	extract		4	0	0	0	0	NE	No commercial trade	ZA(100%)	1	W(100%)
<i>Euphorbia razafindratsirae</i>	leaves		0	0	0	35	0	CR (?) (2004)	Zero quota published (MG(2019))	MG(100%)	1	W(100%)
<i>Euphorbia resinifera</i>	extract	kg	0	0	0	0	7.8	NE	No commercial trade	MA(100%)	1	W(100%)
<i>Euphorbia sakarahaensis</i>	leaves		0	0	0	20	0	VU (?) (2004)	Zero quota published (MG(2019))	MG(100%)	1	W(100%)
	live		10	0	0	0	0					
<i>Euphorbia</i> spp.	dried plants		0	0	1	0	0	-		IL(49.3%),MG(30.4%),IN(8.2%),MZ(4.9%),NL(4.1%),FR(2.5%),M(0.2%),US(0.2%),SA(0.1%)		W(85%); -(15%)
	leaves		0	0	0	255	0					
	live		283	60	0	0	0					
	seeds	kg	0	0	0	600	0					
<i>Euphorbia suzannae-marnierae</i>	leaves		0	0	0	50	0	NE	Zero quota published (MG(2019))	MG(100%)	1	W(100%)
	live		60	0	0	0	0					
<i>Euphorbia tirucalli</i>	dried plants		0	0	4	0	0	LC (→) (2004)	No commercial trade	MG(100%)	7	W(100%)
<i>Euphorbia tortirama</i>	live		130	40	0	0	0	NE		MX*(76.5%), MZ*(23.5%)	1	W(100%)
<i>Euphorbia waringiae</i>	leaves		0	0	0	30	0	VU (?) (2004)		MG(100%)	1	W(100%)
Euphorbiaceae spp.	dried plants		6	0	0	0	0	-	No commercial trade	MM(100%)		W(100%)

Taxon	Term	Unit	2017	2018	2019	2020	2021	IUCN status	Contextual information	Exporters	Range States	% trade by source
<b>Lauraceae</b>												
<i>Aniba rosaeodora</i>	chips	kg	0	0	0	250	0	EN (↓) (2020)	First reported in trade since last RST selection	PE(100%)	8	Y(100%)
	extract	kg	0	0	0	0	677.9					
		l	0	0	0	0	30					
<b>Leguminosae</b>												
<i>Dalbergia baronii</i>	wood product		0	0	1	0	0	VU (?) (1998)	Listed at CoP17; US*(100%) Zero quota published (MG(2017)); CITES suspension (MG(2016-present))		1	U(100%)
<i>Dalbergia calderonii</i>	logs	m <sup>3</sup>	0	0	13.8	0	0	CR (↓) (2019)	Listed at CoP17	SV(100%)	5	W(100%)

Taxon	Term	Unit	2017	2018	2019	2020	2021	IUCN status	Contextual information	Exporters	Range States	% trade by source
<i>Dalbergia cochinchinensis</i>	carvings		2	0	0	0	0	CR (↓) (2020)	Listed at CoP16; Selected in RST Post CoP17 (KH,LA,VN); Recommended quota (LA : 2022-2023 [genus-level] 0 Artificially propagated, wild and specimens of plants that fulfil the definition of 'assisted production' (source Y) (PC/SC)); Zero quota published (VN(2022-2023)); CITES suspension (LA(2016-present))	LA(65.1%),VN(23.7%),TH(10.8%),GB*(0.5%)	4	W(99.3%); -(0.7%)
	leaves		0	0	0	162	0					
	logs	m <sup>3</sup>	150	0	0	6.3	0					
	sawn wood		1	0	0	0	0					
		m <sup>3</sup>	12	0	0	0	0					
	timber	m <sup>3</sup>	0	0	0	97.2	0					
	wood product	m <sup>3</sup>	6	0	0	0	0					
		0.6	0	0	0	0						
<i>Dalbergia congestiflora</i>	logs	m <sup>3</sup>	0	0	0	0	55.8	EN (↓) (2019)	Listed at CoP17	MX(100%)	2	W(100%)
	sawn wood	m <sup>3</sup>	85.1	0	0	0	0					

Taxon	Term	Unit	2017	2018	2019	2020	2021	IUCN status	Contextual information	Exporters	Range States	% trade by source
<i>Dalbergia cultrata</i>	leaves		0	0	0	13	0	NT (↓) (2010)	Listed at CoP17; LA(100%) Recommended quota (LA : 2022-2023 [genus-level] 0 Artificially propagated, wild and specimens of plants that fulfil the definition of 'assisted production' (source Y) (PC/SC)); CITES suspension (LA(2018-present)); No commercial trade		7	W(100%)
<i>Dalbergia cumingiana</i>	logs	kg	20190	0	0	0	0	LC (↓) (2020)	Listed at CoP17	XX(99.1%), ID*(0.9%)	1	W(100%)
		m <sup>3</sup>	183.2	0	0	0	0					
<i>Dalbergia frutescens</i>	sawn wood	m <sup>3</sup>	0	0	0	0	21.4	LC (?) (2021)	Listed at CoP17	BO(100%)	10	W(100%)
<i>Dalbergia granadillo</i>	logs	m <sup>3</sup>	16.1	71.0	0	255.4	1363.1	CR (↓) (2019)	Listed at CoP16	MX(100%)	4	W(100%)
	sawn wood	m <sup>3</sup>	261.0	0	348.0	0	0					
	timber	m <sup>3</sup>	0	93.3	0	0	0					
<i>Dalbergia lactea</i>	wood product	kg	235	0	0	0	0	LC (?) (2021)	Listed at CoP17	KE(100%)	17	W(100%)

Taxon	Term	Unit	2017	2018	2019	2020	2021	IUCN status	Contextual information	Exporters	Range States	% trade by source
<i>Dalbergia latifolia</i>	carvings		4033.0	19130	1524	2115	12160	VU (↓) (2020)	Listed at CoP17	IN(97.9%),CH 3 *(1.8%),CN*( 0.2%),US*(0. 1%)	3	W(85%); U(0.1%); -(14.9%)
		m <sup>3</sup>	0	0	0	17.6	0					
	logs	kg	0	20	0	0	82300					
		m <sup>3</sup>	0	0	20.0	75.9	696.3					
	plywood	m <sup>3</sup>	1872.5	0	0	0	0					
	sawn wood	m <sup>3</sup>	87.7	9.6	0	26.1	49.3					
	veneer		60000	1862	0	0	0					
		kg	10885	21875	0	0	0					
		m <sup>2</sup>	13597.3	0	0	5657	0					
		m <sup>3</sup>	109.6	0	10.0	43.4	101.0					
	wood product		80821	16011	38247	1060	0					
		kg	13218	5410	11248.4	0	4235.3					
		m <sup>3</sup>	10.1	0	<0.1	0	0.9					
	<i>Dalbergia melanoxylon</i>	carvings		14	364	661	1					
kg			104	157	1357	5788	476					
logs		kg	60	0	0	805	0					
		m <sup>3</sup>	0	20000	0	0	0					
sawn wood		m <sup>3</sup>	6514.7	21119.7	10231.7	7673.5	1736.5					
			0	8700	0	475	0					
		kg	44400	626	107080	0	0					
timber		m <sup>3</sup>	45	2675.9	2986.5	1042.9	850.8					
			326166	2164480.9	959987.0	477996.3	670					
		kg	870500	44400	0	0	8763.9					
wood product		m <sup>3</sup>	11	0	5.4	34472.0	35244.5					
			23	148712	58740	0	54					
		kg	800	240	0	0	5040.0					
		m <sup>3</sup>	2	0	151.2	0	0					

Taxon	Term	Unit	2017	2018	2019	2020	2021	IUCN status	Contextual information	Exporters	Range States	% trade by source	
<i>Dalbergia oliveri</i>	dried plants	kg	2.3	0	0	0	0	CR (↓) (2020)	See <sup>12</sup>	LA(100%)	7	W(100%)	
	leaves		0	0	0	13	0						
	live		0	3	0	0	0						
	logs	m <sup>3</sup>	2832.5	1570.6	408.8	0	53.1						
	roots	m <sup>3</sup>	221.5	2465.6	0	0	0						
	sawn wood			1	0	0	0						0
		kg		0	20	0	0						0
		m <sup>3</sup>		13518.8	1028.1	140	0						0
	timber	m <sup>3</sup>	0	30	0	0	0						
	wood product	m <sup>3</sup>	239.3	2066.0	2	0	0						

<sup>12</sup> Listed at CoP17; Recommended quota (LA : 2022-2023 [genus-level] 0 Artificially propagated, wild and specimens of plants that fulfil the definition of 'assisted production' (source Y) (PC/SC)); Zero quota published (VN(2022-2023)); CITES suspension (LA(2018-present))

Taxon	Term	Unit	2017	2018	2019	2020	2021	IUCN status	Contextual information	Exporters	Range States	% trade by source
<i>Dalbergia parviflora</i>	chips	kg	0	0	0	0	157780	LC (?) (2010)	Listed at CoP17; ID(100%) Recommended quota (LA : 2022-2023 [genus-level] 0 Artificially propagated, wild and specimens of plants that fulfil the definition of 'assisted production' (source Y) (PC/SC)); CITES suspension (LA(2018-present))		7	W(100%)
	timber	kg	0	0	0	28950	27825					



Taxon	Term	Unit	2017	2018	2019	2020	2021	IUCN status	Contextual information	Exporters	Range States	% trade by source
<i>Dalbergia pinnata</i>	derivatives		1	0	0	0	0	LC (→) (2018)	Listed at CoP17; Recommended quota (LA : 2022-2023 [genus-level] 0 Artificially propagated, wild and specimens of plants that fulfil the definition of 'assisted production' (source Y) (PC/SC)); CITES suspension (LA(2018-present))	LA(96.9%),CN(3.1%)	13	W(100%)
	leaves		0	0	0	31	0					

Taxon	Term	Unit	2017	2018	2019	2020	2021	IUCN status	Contextual information	Exporters	Range States	% trade by source
<i>Dalbergia retusa</i>	carvings		1	4	144	0	0	CR (↓) (2019)	Selected in RST Post CoP17 (NI,PA)	PA(49.8%),NI (49%), CR(1%), SV(0.1%)	9	W(100%)
		m <sup>3</sup>	3.1	0	0	0	0					
	logs		120	0	0	0	0					
		kg	26070	0	0	0	0					
	sawn wood	m <sup>3</sup>	7591.1	32215.9	4574.8	2975.2	1979.3					
			47	0	0	47.4	0					
		kg	0	60.1	0	0	18.9					
	wood product	m <sup>3</sup>	1825.5	995.1	2144.2	2027.1	1507.3					
			0	1	0	0	0					
		m <sup>3</sup>	0	0	0.4	0	0					
<i>Dalbergia sissoo</i>	carvings		186	0	0	0	0	LC (?) (2019)	Listed at CoP17; CITES suspension (AF(2013-present),GW(2016-2018))	IN(99.6%),PK (0.4%)	14	W(100%)
		kg	2324.8	1624	0	0	0					
	logs	m <sup>3</sup>	0	0	16.1	0	0					
	wood product		196374	0	1936	1280	175					
		kg	52922	564.8	17828.1	11968.9	39675.3					

Taxon	Term	Unit	2017	2018	2019	2020	2021	IUCN status	Contextual information	Exporters	Range States	% trade by source
<i>Dalbergia</i> spp.	carvings		0	6	0	0	0	-		IN(92.6%),M Z(5.5%), TZ(1.9%), SB(0.1%)		W(100%)
		kg	0	0	0	0	18					
	dried plants		3	0	0	1	0					
		kg	2.3	0	0	0	0					
	leaves		0	0	0	31	0					
	sawn wood		0	18	0	0	0					
		m <sup>3</sup>	0	28.4	61.1	15.3	23.3					
	timber		5.0	0	0	0	0					
		m <sup>3</sup>	24.6	0	156.6	0	0					
	wood product		158004	18742	10561	0	0					
m <sup>3</sup>		0	0	0	10752	0.2						
<i>Dalbergia stevensonii</i>	carvings		0	18	0	0	0	CR (↓) (2019)		BZ(50.4%),G T(49.6%)	4	W(100%)
	logs	m <sup>3</sup>	62.0	108.4	63.0	19.5	61.8					
	sawn wood	m <sup>3</sup>	123.0	258.6	158.9	28.6	53.1					
	wood product		300	0	0	0	0					
<i>Dalbergia tucurensis</i>	logs	m <sup>3</sup>	416.6	1039.8	294.4	39.3	330.3	EN (↓) (2019)	Listed at CoP16	NI(96.6%),PA *(3.4%)	7	W(100%)
	sawn wood	m <sup>3</sup>	553.1	218.4	24221.7	116.0	308.8					
<i>Guibourtia demeusei</i>	carvings		0	0	88	122	0	NT (↓) (2020)	Listed at CoP17	CF(41.4%),C M(26.6%),CG (22.5%),CD(6 .6%), XX(2.7%), GA(0.2%)	6	W(79.5%); -(20.5%)
		m <sup>3</sup>	0	0	0	0	200.0					
	logs		0	60.4	0	0	0					
		m <sup>3</sup>	2462.8	10850.3	5859.9	5300.7	2983.7					
	sawn wood	m <sup>3</sup>	557.6	104.4	2603.4	4871.1	3963.4					
	timber	m <sup>3</sup>	0	0	39.2	14.2	0					
	veneer	kg	0	0	1300	0	0					
	wood product	m <sup>3</sup>	0	21	0	0	0					

Taxon	Term	Unit	2017	2018	2019	2020	2021	IUCN status	Contextual information	Exporters	Range States	% trade by source
<i>Guibourtia pellegriniana</i>	logs	m <sup>3</sup>	1433.1	188.1	0	0	0	EN (↓) (2020)	Listed at CoP17	CF*(100%)	4	W(100%)
	sawn wood	m <sup>3</sup>	0	22.8	0	0	0					
<i>Guibourtia</i> spp.	sawn wood	m <sup>3</sup>	32.1	0	0	0	0	-	First reported in trade since last RST selection	GH(100%)		W(100%)
<i>Guibourtia tessmannii</i>	carvings		0	4	0	40	0	EN (↓) (2020)	Listed at CoP17	GQ(77.1%),G A(10.2%),CM (9.7%),CG*(3%), CH*(0.1%)	4	W(99.9%); -(0.1%)
	logs	m <sup>3</sup>	2054.4	680.1	3550.1	6396.1	2270.7					
	sawn wood	m <sup>3</sup>	4210.0	28430.4	6648.0	5454.9	1380.1					
<i>Paubrasilia echinata</i>	sawn wood	m <sup>3</sup>	<0.1	0	0	0	0	EN (?) (1998)		BR(100%)	1	W(100%)

Taxon	Term	Unit	2017	2018	2019	2020	2021	IUCN status	Contextual information	Exporters	Range States	% trade by source
<i>Pericopsis elata</i>	carvings		0	0	0	28.3	0	EN (↓) (2020)	See <sup>13</sup>	CD(49.3%),C G(36.4%),CM (14.3%)	7	W(93.6%); -(6.4%)
		m <sup>3</sup>	0	0	0	0	45.8					
	live		0	612.3	0	0	0					
	logs		0	529.3	0	0	0					
		m <sup>3</sup>	24419.9	14537.8	71574.3	30978.4	14473.5					
	plywood		50.0	0	0	0	0					
	sawn wood	m <sup>3</sup>	7815.7	9817.9	6528.6	6940.2	5888.3					
	timber	m <sup>3</sup>	157.2	35.0	228.9	295.6	0					
	wood product	m <sup>3</sup>	65.8	0	0	0	0					
<i>Pericopsis</i> spp.	sawn wood	m <sup>3</sup>	20.8	1319.4	247.9	102.7	0	-	CG(79.3%),C M(10.7%),CD (10%)		W(100%)	
<i>Platymiscium parviflorum</i>	logs	m <sup>3</sup>	0	23.7	24.1	0	0	CR (↓) (2018)		NI(100%)	5	W(100%)
	sawn wood	m <sup>3</sup>	0	125.2	24.1	0	47.4					

<sup>13</sup> Selected in RST Post CoP14 (CD,CF,CG,CI,CM,GH,NG), Post CoP17 (CD,CG,CM); Recommended quota (CD : 2019 - 54494 m3 Logs, sawn wood, veneer sheets (PC/SC);2020 - 54747 m3 Logs, sawn wood, veneer sheets (PC/SC);2021 - 98317 m3 Logs, sawn wood, veneer sheets (PC/SC);2022 - 77976 m3 Logs, sawn wood, veneer sheets (PC/SC);2023 - in prep (PC/SC)//CG : 2020 - 865.121 Sawn logs (PC/SC), 2020 - 2545.436 m3 Logs (PC/SC)//CI : 2019 - 0 logs, sawn wood (PC/SC)CI : 2019 - 0 logs, sawn wood (PC/SC)); CITES suspension (CI(2016-present))

Taxon	Term	Unit	2017	2018	2019	2020	2021	IUCN status	Contextual information	Exporters	Range States	% trade by source
<i>Pterocarpus erinaceus</i>	bark	kg	0	<0.1	0	0	0	EN (↓) (2017)	See <sup>14</sup>	NG(64.3%),S L(26.4%),GH( 3.4%),ML(2.9 %), GM(2.3%),BJ (0.5%), BF(0.2%)	17	W(98.2%); -(1.8%)
	carvings		3500	0	0	0	0					
	derivatives	m <sup>3</sup>	0	272	0	0	0					
	flowers		0	438	0	0	0					
		kg	0	<0.1	0	0	0					
	leaves		0	5	0	0	0					
		kg	0	<0.1	0	0	0					
	logs		16.7	3	0	0	0					
		kg	2472750	7364350	0	0	0					
		m <sup>2</sup>	251.5	0	0	0	0					
		m <sup>3</sup>	822317.6	606394.6	402582.5	259592.1	215876.9					
	sawn wood		13709	20	0	0	0					
		kg	228018	1221500	0	0	0					
		m <sup>3</sup>	56533.7	395384.7	365868.5	62418	43299.0					
	timber	m <sup>3</sup>	29923	230	1791.8	347.4	0					
	transformed wood	m <sup>3</sup>	0	0	0	221.6	2649.6					
	wood product		0	1	0	0	0					
	m <sup>3</sup>	15414.5	17612.6	179	21	182						

<sup>14</sup> Listed at CoP16; Recommended quota (BF,BJ,CI,GH : 2022 - 0 All (PC/SC);2023 - 0 (PC/SC)//NE,SL,SN : 2022,2023 - 0 All (PC/SC)//NG : 2021 - 0 all (PC/SC)); Zero quota published (GW(2018-2019),NG(2020)); CITES suspension (CF(2022-present),CM(2022-present),GM(2022-present),GN(2013-present),GW(2016-2018,2022-present),LR(2016-present),ML(2022-present),NG(2018-present),TD(2022-present),TG(2022-present))

Taxon	Term	Unit	2017	2018	2019	2020	2021	IUCN status	Contextual information	Exporters	Range States	% trade by source
<i>Pterocarpus santalinus</i>	extract	kg	0	0	0.2	0	0	EN (↓) (2020)	See <sup>15</sup>	MM*(100%)	1	W(100%)
<i>Pterocarpus tinctorius</i>	logs		-	-	0	2852	0	LC (↓) (2017)	First reported in trade since last RST selection; Listed at CoP18	MZ(58.3%),ZM(27.3%),TZ(13.8%),CD(0.6%)	6	W(100%)
		m <sup>3</sup>	-	-	1067.6	3530.2	5020.7					
	sawn wood	m <sup>3</sup>	-	-	349	5704.0	3086.3					
	timber		-	-	11400	15457	0					
		m	-	-	0	50.5	0					
		m <sup>3</sup>	-	-	0	850	6620.6					
<i>Senna meridionalis</i>	leaves		0	0	0	325	0	VU (↓) (2019)	Listed at CoP16; Zero quota published (MG(2019))	MG(100%)	1	W(100%)

<sup>15</sup> Selected in RST Post CoP16 (IN); Recommended quota (IN : 2017 - 1916125 m3 A one-time export of specimens of any type, of 1916125 m3 out of the 11,806 metric tonnes of wood from confiscated or seized source (Source "I") (PC/SC);2018 - 1428011 m3 A one-time export of specimens of any type, of 1428011 m3 out of the 11,806 metric tons of wood from confiscated or seized source (Source "I") (PC/SC);2019 - 0 All specimens from the wild (PC/SC);2019 - 1477071 m3 A one-time export of specimens of any type, of 1477071 m3 out of the 11,806 metric tons of wood from confiscated or seized source (Source "I") (PC/SC);2020 - 2777379 m3 A one-time export of specimens of any type, of 2777379 m3 out of the 11,806 metric tons of wood from confiscated or seized source (Source "I") (PC/SC);2021 - 5355274 m3 A one-time export of specimens of any type, of 5355274 m3 out of the 11,806 metric tons of wood from confiscated or seized source (Source "I") (PC/SC);2022 - 1190000 kg Artificially propagated specimens (PC/SC); 2022 – 0 Wild specimens for commercial purposes (PC/SC); 2023 - 0 Wild specimens for commercial purposes (PC/SC); India reported at SC74 that they would not export any wild-sourced *Pterocarpus santalinus* for five years);2023 - 1190000 kg (PC/SC)); Zero quota published (IN(2017-2018)); No commercial trade.

Taxon	Term	Unit	2017	2018	2019	2020	2021	IUCN status	Contextual information	Exporters	Range States	% trade by source
<b>Liliaceae</b>												
<i>Aloe aculeata</i>	live		0	0	12	0	0	NE		IR*(100%)	2	-(100%)
<i>Aloe arborescens</i>	dried plants		0	0	5000	0	0	LC (→) (2018)		ZA(93.3%),Z W(6.7%)	5	W(97.7%); -(2.3%)
		kg	0	0	0	0	500					
	extract		0	0	0	3001	4500					
		kg	10020	13600	4500	14000	4000					
		l	0	0	2	0	0					
	leaves		0	0	0	0	500					
		kg	20	105	2000	0	0					
	live		0	0	1000	0	0					
	stems		0	2000	2500	0	0					
<i>Aloe aristata</i>	stems		0	126000	0	0	0	NE	CITES suspension (LS(2013-2017))	ZW*(100%)	2	W(100%)
<i>Aloe ferox</i>	dried plants		0	0	0	0	40	NE	CITES suspension (LS(2013-2017))	ZA(100%)	2	W(99.7%); -(0.3%)
		kg	0	0	<0.1	0	0					
	extract		21212	109081	67896	441601.6	585870.4					
		kg	1570624.5	624934.0	369759.2	267290.5	406644.2					
		l	31300.1	82700.7	50850.1	15315.5	28769					
	leaves		19300	115	0	400	17930					
		kg	7710.5	6014.5	27098	57	2011					
	live		0	0	5000	0	0					
	wax	kg	0	0	0	5700	0					
<i>Aloe gariensis</i>	live		0	0	12	0	0	LC (↓) (2019)		IR*(100%)	2	-(100%)



Taxon	Term	Unit	2017	2018	2019	2020	2021	IUCN status	Contextual information	Exporters	Range States	% trade by source
<i>Aloe macroclada</i>	chips	kg	400	2.3	0	0	0	LC (→) (2018)	Selected in RST Post CoP14 (MG)	MG(100%)	1	W(100%)
	extract		612	1397	0	0	204					
		l	0	0	15.3	0	0					
	leaves	kg	0	339.0	0	63.8	0					
	live		0	0	120	0	0					
		kg	0	0	325	0	0					
<i>Aloe mitriformis</i>	live		50	0	0	0	0	NE		NL*(100%)	1	-(100%)
<i>Aloe occidentalis</i>	seeds	kg	0	0	<0.1	0	0	LC (→) (2018)	First reported in trade since last RST selection; No commercial trade	MG(100%)	1	W(100%)
<i>Aloe pronkii</i>	leaves		0	0	0	10	0	EN (↓) (2018)		MG(100%)	1	W(100%)
<i>Aloe reitzii</i>	live		0	0	12	0	0	NE		IR*(100%)	1	-(100%)
<i>Aloe secundiflora</i>	extract	kg	392000	84000	0	0	0	LC (→) (2011)		KE(100%)	4	W(100%)
	leaves	kg	0	40	0	0	0					
<i>Aloe</i> spp.	dried plants		3	0	1	0	0	-		SA(86.9%),M G(8.2%),MM( 4.9%)		W(100%)
	live		5	0	2	0	0					
	seeds		50	0	0	0	0					
<i>Aloe suarezensis</i>	seeds	kg	0	<0.1	0	0	0	LC (→) (2018)	Selected in RST Post CoP14 (MG); No commercial trade	MG(100%)	1	W(100%)
<i>Aloe turkanensis</i>	extract	kg	0	0	26000	0	0	NE		KE(100%)	2	W(100%)

Taxon	Term	Unit	2017	2018	2019	2020	2021	IUCN status	Contextual information	Exporters	Range States	% trade by source
<b>Malvaceae</b>												
<i>Adansonia grandidieri</i>	dried plants		11	0	0	0	0	EN (↓) (2016)	Listed at CoP17	MG(100%)	1	W(100%)
	seeds	kg	0	0.7	0	0	0					
<b>Meliaceae</b>												
<i>Cedrela angustifolia</i>	logs	m <sup>3</sup>	0	0	0	2.1	0	VU (↓) (2021)	First reported in trade since last RST selection	BO(87.6%),A R(12.4%)	16	W(100%)
	sawn wood	m <sup>3</sup>	0	30.2	0	2.2	0					
<i>Cedrela fissilis</i>	transformed wood	m <sup>3</sup>	0	0	0	24.1	0	VU (↓) (2017)		PY(100%)	11	W(100%)
	veneer	kg	17225	0	0	0	0					

Taxon	Term	Unit	2017	2018	2019	2020	2021	IUCN status	Contextual information	Exporters	Range States	% trade by source
<i>Cedrela odorata</i>	dried plants		0	2	0	0	0	VU (↓) (2017)	Zero quota published (CR(2022)); CITES suspension (DM(2018),GD(2016-present),KN(2019))	MX(90.5%),BR(6.3%),BO(1.7%),PE(0.5%),SR(0.3%),GT(0.2%),BZ(0.2%),GH*(0.1%),CO(0.1%)	37	W(99.3%); -(0.7%)
	logs	kg	0	12	0	0	0					
		m <sup>3</sup>	280.8	178.6	68.6	21.1	113.1					
	plywood	m <sup>2</sup>	60060	0	0	0	0					
		m <sup>3</sup>	14.2	0	0	0	0					
	sawn wood		0	0	0	0	1					
		m <sup>2</sup>	75000	0	0	0	0					
		m <sup>3</sup>	5629.2	4365.0	1876.9	989.2	1305.7					
	timber		0	250	0	0	0					
		m <sup>2</sup>	0	80000	0	0	0					
		m <sup>3</sup>	4021.1	93.8	318.2	25	118.3					
	veneer	kg	0	1403	0	0	0					
		m <sup>3</sup>	32.3	28.7	6831.8	4.1	0.2					
wood product	1	0	15	28	0							
	m <sup>3</sup>	34	0	<0.1	0	7.8						
<i>Cedrela spp.</i>	carvings	kg	0	0	0	0	1	-		PY(88.8%),UY(11.2%)		W(100%)
	plywood	m <sup>3</sup>	0	8.0	0	0	0					
<i>Swietenia humilis</i>	sawn wood	m <sup>3</sup>	2.5	0	0	0	0	EN (↓) (2018)		NI(100%)	8	W(100%)

Taxon	Term	Unit	2017	2018	2019	2020	2021	IUCN status	Contextual information	Exporters	Range States	% trade by source	
<i>Swietenia macrophylla</i>	leaves	kg	0	0	0	0	<0.1	VU (?) (1998)	Selected in RST Post CoP14 (BO,BZ,CO,EC,H N,NI,VE); Zero quota published (BO(2017),CR(2022),NI(2017,2019-2022)); CITES suspension (DM(2018),VC(2018))	HN(75.7%),G T(8.5%), BR(7.7%), BZ(3.8%), PE(2.5%), MX(1.8%)	18	W(18.7%); -(81.3%)	
	logs	m <sup>3</sup>	0	86.3	0	48.8	35.6						
	plywood	m <sup>3</sup>	2.3	0	0	0	0						
	sawn wood			2100	17213.8	16423	0						0
		kg		38358	0	16398.8	0						0
		m <sup>3</sup>		10530.0	7136.8	4475.3	518.6						998.2
	seeds	kg	0	0	8	0	0						
	timber			0	0	1	0						0
		m <sup>3</sup>		2766.2	1326.0	2388.3	288.8						946.1
	veneer	m <sup>3</sup>	10.6	34.2	0	0	0						
	wood product			181	0	1	0						1
		kg		15990.6	0	0	0						0
		m <sup>3</sup>		93	60	0.7	0						0
<i>Swietenia mahagoni</i>	sawn wood	kg	16000	0	0	0	0	NT (↓) (2018)	CITES suspension (DM(2018),GD(2016-present),KN(2019),VC(2018))	BB(99.9%),S R*(0.1%)	22	W(100%)	
		m <sup>3</sup>	0	0	10.8	0	0						
<b>Nepenthaceae</b>													
<i>Nepenthes albomarginata</i>	dried plants		2	0	0	0	0	LC (→) (2014)	No commercial trade	MY(100%)	3	W(100%)	
<i>Nepenthes ampullaria</i>	dried plants		33	0	0	0	0	LC (?) (2014)		MY(100%)	6	W(100%)	
	live		12	0	0	0	0						
<i>Nepenthes bicalcarata</i>	dried plants		32	0	0	0	0	VU (?) (2000)		MY(100%)	3	W(100%)	
	live		12	0	0	0	0						

Taxon	Term	Unit	2017	2018	2019	2020	2021	IUCN status	Contextual information	Exporters	Range States	% trade by source
<i>Nepenthes burbidgeae</i>	live		1	0	0	0	0	EN (?) (2000)	No commercial trade	MY(100%)	1	W(100%)
<i>Nepenthes gracilis</i>	dried plants		48	0	0	0	0	LC (↑) (2014)		MY(100%)	5	W(100%)
	live		12	0	0	0	0					
<i>Nepenthes hirsuta</i>	dried plants		3	0	0	0	0	LC (→) (2014)	No commercial trade	MY(100%)	3	W(100%)
<i>Nepenthes kinabaluensis</i>	live		1	0	0	0	0	EN (?) (2000)	First reported in trade since last RST selection; No commercial trade	MY(100%)	1	W(100%)
<i>Nepenthes madagascariensis</i>	dried plants		0	0	4	0	0	LC (→) (2014)	No commercial trade	MG(100%)	1	W(100%)
<i>Nepenthes masoalensis</i>	dried plants		0	0	3	0	0	EN (?) (2000)	No commercial trade	MG(100%)	1	W(100%)
<i>Nepenthes mindanaoensis</i>	dried plants		0	0	0	12	0	LC (?) (2016)	No commercial trade	PH(100%)	1	W(100%)
<i>Nepenthes mirabilis</i>	dried plants		25	0	0	0	0	LC (↑) (2014)	CITES suspension (SB(2019)); No commercial trade	MY(100%)	15	W(100%)
<i>Nepenthes rafflesiana</i>	dried plants		131	0	0	0	0	LC (?) (2014)		MY(100%)	4	W(100%)
	live		12	0	0	0	0					
<i>Nepenthes reinwardtiana</i>	dried plants		1	0	0	0	0	LC (?) (2014)		MY(100%)	4	W(100%)
<i>Nepenthes</i> spp.	dried plants		0	0	0	32	0	NE	No commercial trade	PH(100%)		W(100%)
<i>Nepenthes villosa</i>	live		1	0	0	0	0	LC (→) (2014)	No commercial trade	MY(100%)	1	W(100%)

Taxon	Term	Unit	2017	2018	2019	2020	2021	IUCN status	Contextual information	Exporters	Range States	% trade by source
Orchidaceae												
<i>Acampe</i> spp.	live		0	133	0	0	0	-		VN(100%)		W(100%)
<i>Acanthophippium</i> spp.	dried plants		0	0	0	4	0	NE	No commercial trade	VU(100%)		W(100%)
<i>Acanthophippium striatum</i>	dried plants		0	0	1	0	0	EN (?) (2004)	No commercial trade	PH*(100%)	9	W(100%)
	leaves		0	0	1	0	0					
<i>Aerangis citrata</i>	live		1	0	0	0	0	NE		MG(100%)	1	W(100%)
<i>Aerangis collum-cygni</i>	live		0	0	3	0	0	NE	First reported in trade since last RST selection; No commercial trade	CM(100%)	7	W(100%)
<i>Aerangis fastuosa</i>	live		13	0	0	0	0	NE		MG(100%)	1	W(100%)
<i>Aerangis fuscata</i>	live		13	0	0	0	0	NE		MG(100%)	1	W(100%)
<i>Aerangis hyaloides</i>	live		2	0	0	0	0	VU (↓) (2018)		MG(100%)	1	W(100%)
<i>Aerangis macrocentra</i>	live		1	0	0	0	0	NT (?) (2015)		MG(100%)	1	W(100%)
<i>Aerangis modesta</i>	live		21	0	0	0	0	NE		MG(100%)	2	W(100%)
<i>Aerangis monantha</i>	live		17	0	0	0	0	EN (↓) (2018)		MG(100%)	1	W(100%)
<i>Aerangis pallidiflora</i>	live		13	0	0	0	0	VU (↓) (2015)		MG(100%)	1	W(100%)
<i>Aerangis seegeri</i>	live		16	0	0	0	0	VU (↓) (2018)		MG(100%)	1	W(100%)
<i>Aerangis</i> spp.	seeds	kg	0	1.4	0	0	0	-	No commercial trade	MG(100%)		W(100%)
<i>Aerangis stylosa</i>	live		3	0	0	0	0	NE		MG(100%)	2	W(100%)
<i>Aeranthes arachnites</i>	live		3	0	0	0	0	NE		MG*(100%)	2	W(100%)

Taxon	Term	Unit	2017	2018	2019	2020	2021	IUCN status	Contextual information	Exporters	Range States	% trade by source
<i>Aeranthes grandiflora</i>	live		3	0	0	0	0	NE		MG(100%)	1	W(100%)
<i>Aeranthes nidus</i>	live		12	0	0	0	0	NE		MG*(100%)		W(100%)
<i>Aeranthes peyrotii</i>	live		1	0	0	0	0	LC (↓) (2020)		MG(100%)	1	W(100%)
<i>Aeranthes ramosa</i>	live		1	0	0	0	0	NE		MG*(100%)		W(100%)
<i>Aeranthes</i> spp.	live		18	0	0	0	0	-		MG(100%)		W(100%)
<i>Aerides</i> spp.	live		0	1	0	0	0	-	No commercial trade	KH(100%)		W(100%)
<i>Agrostophyllum</i> spp.	dried plants		0	0	2	8	0	-	No commercial trade	PH(100%)		W(100%)
	leaves		0	0	1	0	0					
<i>Ancistrochilus</i> spp.	live		0	0	3	0	0	-	No commercial trade	CM(100%)		W(100%)
<i>Angraecum alleizettei</i>	live		1	0	0	0	0	EN (↓) (2018)		MG(100%)	1	W(100%)
<i>Angraecum appendiculoides</i>	dried plants		0	0	3	3	0	NE	No commercial trade	MG(100%)	1	W(100%)
<i>Angraecum arachnites</i>	live		3	0	0	0	0	LC (↓) (2020)		MG(100%)	1	W(100%)
<i>Angraecum bicallosum</i>	dried plants		0	0	4	0	0	EN (↓) (2018)		MG(100%)	1	W(100%)
	live		14	0	0	0	0					
<i>Angraecum breve</i>	live		16	0	0	0	0	NE		MG(100%)	1	W(100%)
<i>Angraecum calceolus</i>	dried plants		0	0	4	3	0	NE	No commercial trade	MG(100%)	6	W(100%)
<i>Angraecum caricifolium</i>	dried plants		0	0	3	3	0	NE	No commercial trade	MG(100%)	1	W(100%)
<i>Angraecum clavigerum</i>	live		6	0	0	0	0	NT (↓) (2019)		MG(100%)	1	W(100%)
<i>Angraecum compactum</i>	dried plants		0	0	3	0	0	LC (?) (2015)		MG(100%)	1	W(100%)
	live		3	0	0	0	0					

Taxon	Term	Unit	2017	2018	2019	2020	2021	IUCN status	Contextual information	Exporters	Range States	% trade by source
<i>Angraecum conchoglossum</i>	live		10	0	0	0	0	NE		MG(100%)	2	W(100%)
<i>Angraecum coutrixii</i>	live		6	0	0	0	0	EN (?) (2016)		MG(100%)	1	W(100%)
<i>Angraecum didieri</i>	dried plants		0	0	3	0	0	NE		MG(100%)	1	W(100%)
	live		3	0	0	0	0					
<i>Angraecum dollii</i>	live		12	0	0	0	0	NE		MG(100%)	1	W(100%)
<i>Angraecum drouhardii</i>	live		13	0	0	0	0	NE		MG(100%)	1	W(100%)
<i>Angraecum elephantinum</i>	dried plants		0	0	1	0	0	NE	No commercial trade	MG(100%)	1	W(100%)
<i>Angraecum equitans</i>	dried plants		0	0	1	0	0	VU (↓) (2020)		MG(100%)	1	W(100%)
	live		1	0	0	0	0					
<i>Angraecum filicornu</i>	live		16	0	0	0	0	NE		MG(100%)	3	W(100%)
<i>Angraecum gabonense</i>	live		0	0	3	0	0	LC (↓) (2014)	First reported in trade since last RST selection; No commercial trade	CM(100%)	4	W(100%)
<i>Angraecum germinyanum</i>	live		2	0	0	0	0	NE		MG*(100%)	2	W(100%)
<i>Angraecum humbertii</i>	dried plants		0	0	4	0	0	EN (↓) (2015)	No commercial trade	MG(100%)	1	W(100%)
<i>Angraecum humblotianum</i>	live		1	0	0	0	0	EN (↓) (2008)		MG(100%)	1	W(100%)
<i>Angraecum huntleyoides</i>	dried plants		0	0	4	0	0	LC (↓) (2019)	No commercial trade	MG(100%)	1	W(100%)
<i>Angraecum lecomtei</i>	live		22	0	0	0	0	NE		MG(100%)	1	W(100%)
<i>Angraecum leonis</i>	live		5	0	0	0	0	NE		MG(100%)	2	W(100%)
<i>Angraecum longicalcar</i>	live		1	0	0	0	0	NE	No commercial trade	MG*(100%)		W(100%)



Taxon	Term	Unit	2017	2018	2019	2020	2021	IUCN status	Contextual information	Exporters	Range States	% trade by source
<i>Angraecum magdalenae</i>	live		2	0	0	0	0	NE		MG(100%)	1	W(100%)
<i>Angraecum mahavavense</i>	live		9	0	0	0	0	CR (↓) (2015)		MG(100%)	1	W(100%)
<i>Angraecum mauritianum</i>	dried plants		0	0	3	0	0	NE	No commercial trade	MG(100%)	3	W(100%)
<i>Angraecum musculiferum</i>	dried plants		0	0	2	0	0	VU (↓) (2020)	No commercial trade	MG(100%)	1	W(100%)
<i>Angraecum obesum</i>	live		2	0	0	0	0	EN (↓) (2015)		MG(100%)	1	W(100%)
<i>Angraecum panicifolium</i>	dried plants		0	0	3	3	0	LC (↓) (2020)	No commercial trade	MG(100%)	1	W(100%)
<i>Angraecum pectinatum</i>	dried plants		0	0	3	0	0	NE	No commercial trade	MG(100%)	4	W(100%)
<i>Angraecum pinifolium</i>	live		14	0	0	0	0	EN (?) (2016)		MG(100%)	1	W(100%)
<i>Angraecum popowii</i>	live		6	0	0	0	0	NE		MG(100%)	1	W(100%)
<i>Angraecum protensum</i>	live		10	0	0	0	0	EN (↓) (2015)		MG(100%)	1	W(100%)
<i>Angraecum pseudofilicornu</i>	dried plants		0	0	3	0	0	VU (↓) (2018)		MG(100%)	1	W(100%)
	live		5	0	0	0	0					
<i>Angraecum pyriforme</i>	live		0	0	3	0	0	VU (?) (2004)	First reported in trade since last RST selection; No commercial trade	CM(100%)	3	W(100%)
<i>Angraecum ramosum</i>	live		6	0	0	0	0	NE		MG*(100%)	2	W(100%)
<i>Angraecum rutenbergianum</i>	live		8	0	0	0	0	NE		MG(100%)	1	W(100%)
<i>Angraecum scottianum</i>	live		8	0	0	0	0	NE		MG*(100%)	1	W(100%)
<i>Angraecum sesquipedale</i>	live		1	0	0	0	0	NE		MG(100%)	1	W(100%)

Taxon	Term	Unit	2017	2018	2019	2020	2021	IUCN status	Contextual information	Exporters	Range States	% trade by source
<i>Angraecum sororium</i>	live		3	0	0	0	0	NE		MG(100%)	1	W(100%)
<i>Angraecum</i> spp.	dried plants		0	0	41	3	0	-		MG(100%)		W(100%)
	live		14	0	0	0	0					
<i>Angraecum teretifolium</i>	live		14	0	0	0	0	NT (↓) (2020)		MG(100%)	1	W(100%)
<i>Angraecum urschianum</i>	live		18	0	0	0	0	NE		MG(100%)	1	W(100%)
<i>Angraecum viguieri</i>	live		2	0	0	0	0	LC (↓) (2020)		MG(100%)	1	W(100%)
<i>Anoectochilus roxburghii</i>	leaves		0	0	0	31	0	NE	No commercial trade	LA(100%)	11	W(100%)
<i>Anoectochilus</i> spp.	dried plants		3	0	0	0	0	-	No commercial trade	MY(100%)		W(100%)
<i>Appendicula pendula</i>	dried plants		0	0	0	4	0	NE	CITES suspension (SB(2019)); No commercial trade	PH(100%)	6	W(100%)
<i>Appendicula polystachya</i>	dried plants		0	0	0	1	0	NE	No commercial trade	VU*(100%)		W(100%)
<i>Appendicula reflexa</i>	dried plants		2	0	0	0	0	NE	No commercial trade	VU(100%)	1	W(100%)
<i>Appendicula</i> spp.	dried plants		0	0	0	12	0	-	No commercial trade	PH(100%)		W(100%)
<i>Appendicula tembuyukenensis</i>	dried plants		0	0	0	4	0	NE	First reported in trade since last RST selection; No commercial trade	PH(100%)	2	W(100%)
<i>Arundina</i> spp.	dried plants		3	0	0	0	0	-	No commercial trade	MY(100%)		W(100%)
<i>Aspasia principissa</i>	roots		0	25	15	0	0	NE	No commercial trade	PA(100%)	5	W(100%)

Taxon	Term	Unit	2017	2018	2019	2020	2021	IUCN status	Contextual information	Exporters	Range States	% trade by source
<i>Beclardia macrostachya</i>	live		7	0	0	0	0	NE		MG(100%)	3	W(100%)
<i>Benthamia</i> spp.	dried plants		0	0	14	3	0	-	No commercial trade	MG(100%)		W(100%)
<i>Bletia florida</i>	live		10	0	0	0	0	NE		JM(100%)	4	W(100%)
<i>Bletia purpurea</i>	live		10	0	0	0	0	NE		JM*(100%)		W(100%)
<i>Bletia</i> spp.	live		20	0	0	0	0	-		JM(100%)		W(100%)
<i>Bolusiella zenkeri</i>	live		0	0	1	0	0	NE	First reported in trade since last RST selection; CITES suspension (LR(2016-present)); No commercial trade	CM(100%)	7	W(100%)
<i>Brassavola nodosa</i>	live		0	0	15	0	0	NE	No commercial trade	CW(50%), PA(50%)	23	W(100%)
	roots		0	0	15	0	0					
<i>Brassavola subulifolia</i>	live		40	20	0	0	0	NE		JM(100%)	1	W(100%)
<i>Broughtonia sanguinea</i>	live		80	0	0	0	0	NE		JM(100%)	2	W(100%)
<i>Brownleea</i> spp.	dried plants		0	0	2	0	0	-	No commercial trade	MG(100%)		W(100%)
<i>Bulbophyllum absconditum</i>	dried plants		1	1	0	0	0	LC (?) (2018)	No commercial trade	MG(100%)	6	W(100%)
	flowers		1	1	0	0	0					
	leaves		1	1	0	0	0					
<i>Bulbophyllum afzelii</i>	dried plants		1	0	2	2	0	NE	No commercial trade	MG(100%)	1	W(100%)
	flowers		1	0	0	0	0					
	leaves		1	0	0	0	0					

Taxon	Term	Unit	2017	2018	2019	2020	2021	IUCN status	Contextual information	Exporters	Range States	% trade by source
<i>Bulbophyllum aggregatum</i>	dried plants		1	0	0	2	0	VU (↓) (2018)	No commercial trade	MG(100%)	1	W(100%)
	flowers		1	0	0	0	0					
	leaves		1	0	0	0	0					
<i>Bulbophyllum alexandrae</i>	live		9	0	0	0	0	NE		MG(100%)	1	W(100%)
<i>Bulbophyllum auriflorum</i>	dried plants		1	0	3	0	0	EN (↓) (2015)	No commercial trade	MG(100%)	1	W(100%)
	flowers		1	0	0	0	0					
	leaves		1	0	0	0	0					
<i>Bulbophyllum baronii</i>	dried plants		2	0	3	2	0	LC (?) (2015)		MG(100%)	1	W(100%)
	flowers		2	0	0	0	0					
	leaves		2	0	0	0	0					
	live		5	0	0	0	0					
<i>Bulbophyllum bicoloratum</i>	dried plants		1	1	3	1	0	LC (?) (2014)	No commercial trade	MG(100%)	1	W(100%)
	flowers		1	1	0	0	0					
	leaves		1	1	0	0	0					
<i>Bulbophyllum brachystachyum</i>	dried plants		1	0	0	0	0	NE	First reported in trade since last RST selection; No commercial trade	MG(100%)	1	W(100%)
	flowers		1	0	0	0	0					
	leaves		1	0	0	0	0					
<i>Bulbophyllum callosum</i>	live		8	0	0	0	0	EN (↓) (2017)		MG(100%)	1	W(100%)
<i>Bulbophyllum calyptropus</i>	seeds	kg	0	<0.1	0	0	0	VU (↓) (2018)	No commercial trade	MG(100%)	1	W(100%)

Taxon	Term	Unit	2017	2018	2019	2020	2021	IUCN status	Contextual information	Exporters	Range States	% trade by source
<i>Bulbophyllum cirrhoglossum</i>	live		7	0	0	0	0	NE	First reported in trade since last RST selection	MG(100%)	1	W(100%)
<i>Bulbophyllum coccinatum</i>	dried plants		1	0	2	2	0	NE	No commercial trade	MG(100%)	1	W(100%)
	flowers		1	0	0	0	0					
	leaves		1	0	0	0	0					
<i>Bulbophyllum complanatum</i>	dried plants		1	0	0	0	0	NE	No commercial trade	MG(100%)	1	W(100%)
	flowers		1	0	0	0	0					
	leaves		1	0	0	0	0					
<i>Bulbophyllum coriophorum</i>	dried plants		0	0	2	3	0	NE		MG(100%)	2	W(100%)
	flowers		1	0	0	0	0					
	leaves		1	0	0	0	0					
	live		7	0	0	0	0					
<i>Bulbophyllum delitescens</i>	leaves		0	0	1	0	0	LC (?) (2010)	First reported in trade since last RST selection; No commercial trade	HK*(100%)	4	W(100%)
<i>Bulbophyllum erectum</i>	dried plants		1	0	0	0	0	NE	No commercial trade	MG(100%)	2	W(100%)
	flowers		1	0	0	0	0					
	leaves		1	0	0	0	0					
<i>Bulbophyllum forrestii</i>	dried plants		0	0	0	1	0	NE	No commercial trade	MG*(100%)	6	W(100%)

Taxon	Term	Unit	2017	2018	2019	2020	2021	IUCN status	Contextual information	Exporters	Range States	% trade by source
<i>Bulbophyllum gracile</i>	dried plants		1	0	2	3	0	NE	First reported in trade since last RST selection; No commercial trade	MG(100%)	2	W(100%)
	flowers		1	0	0	0	0					
	leaves		1	0	0	0	0					
<i>Bulbophyllum hamelinii</i>	live		9	0	0	0	0	VU (?) (2016)		MG(100%)	1	W(100%)
<i>Bulbophyllum hampeliae</i>	dried plants		0	0	0	8	0	NE	First reported in trade since last RST selection; No commercial trade	PH*(100%)		W(100%)
<i>Bulbophyllum henrici</i>	dried plants		1	0	0	0	0	NE	No commercial trade	MG(100%)	1	W(100%)
	flowers		1	0	0	0	0					
	leaves		1	0	0	0	0					
<i>Bulbophyllum horizontale</i>	live		6	0	0	0	0	EN (↓) (2018)		MG(100%)	1	W(100%)
<i>Bulbophyllum interpositum</i>	seeds		0	0	1	0	0	NE	No commercial trade	MM*(100%)	1	W(100%)
<i>Bulbophyllum jaapii</i>	live		0	0	1	0	0	CR (↓) (2016)	First reported in trade since last RST selection; No commercial trade	CM(100%)	1	W(100%)
<i>Bulbophyllum leandrianum</i>	dried plants		1	1	2	3	0	NE		MG(100%)	1	W(100%)
	flowers		1	1	0	0	0					
	leaves		1	1	0	0	0					
	live		12	0	0	0	0					

Taxon	Term	Unit	2017	2018	2019	2020	2021	IUCN status	Contextual information	Exporters	Range States	% trade by source
<i>Bulbophyllum lucidum</i>	dried plants		1	0	0	0	0	NE	No commercial trade	MG(100%)	1	W(100%)
	flowers		1	0	0	0	0					
	leaves		1	0	0	0	0					
<i>Bulbophyllum medioximum</i>	seeds		0	0	1	0	0	NE	No commercial trade	MM*(100%)	2	W(100%)
<i>Bulbophyllum melleum</i>	flowers		1	0	0	0	0	VU (↓) (2020)	No commercial trade	MG(100%)	1	W(100%)
	leaves		1	0	0	0	0					
<i>Bulbophyllum minutum</i>	seeds	kg	0	<0.1	<0.1	0	0	NE	First reported in trade since last RST selection; No commercial trade	MG(100%)	1	W(100%)
<i>Bulbophyllum multiflorum</i>	dried plants		1	0	0	0	0	VU (↓) (2017)	No commercial trade	MG(100%)	1	W(100%)
	flowers		1	0	0	0	0					
	leaves		1	0	0	0	0					
	seeds	kg	0	<0.1	0	0	0					
<i>Bulbophyllum multivaginatam</i>	dried plants		1	0	0	0	0	NE	First reported in trade since last RST selection; No commercial trade	MG(100%)	1	W(100%)
	flowers		1	0	0	0	0					
	leaves		1	0	0	0	0					
<i>Bulbophyllum nigriflorum</i>	dried plants		1	0	0	0	0	NE	No commercial trade	MG(100%)	1	W(100%)
	flowers		1	0	0	0	0					
	leaves		1	0	0	0	0					

Taxon	Term	Unit	2017	2018	2019	2020	2021	IUCN status	Contextual information	Exporters	Range States	% trade by source
<i>Bulbophyllum nitens</i>	dried plants		1	0	0	2	0	NE	No commercial trade	MG(100%)	1	W(100%)
	flowers		1	0	0	0	0					
	leaves		1	0	0	0	0					
<i>Bulbophyllum nutans</i>	dried plants		1	0	0	0	0	NE	No commercial trade	MG(100%)	3	W(100%)
	flowers		1	0	0	0	0					
	leaves		1	0	0	0	0					
<i>Bulbophyllum obtusatum</i>	dried plants		1	0	0	0	0	EN (↓) (2020)	First reported in trade since last RST selection; No commercial trade	MG(100%)	1	W(100%)
	flowers		1	0	0	0	0					
	leaves		1	0	0	0	0					
<i>Bulbophyllum occlusum</i>	dried plants		1	0	0	2	0	NE		MG(100%)	2	W(100%)
	flowers		1	0	0	0	0					
	leaves		1	0	0	0	0					
	live		8	0	0	0	0					
<i>Bulbophyllum occultum</i>	dried plants		1	1	0	1	0	NE		MG(100%)	3	W(100%)
	flowers		1	1	0	0	0					
	leaves		1	1	0	0	0					
	live		8	0	0	0	0					
<i>Bulbophyllum oxycalyx</i>	dried plants		1	0	0	0	0	NE	No commercial trade	MG(100%)	1	W(100%)
	flowers		1	0	0	0	0					
	leaves		1	0	0	0	0					



Taxon	Term	Unit	2017	2018	2019	2020	2021	IUCN status	Contextual information	Exporters	Range States	% trade by source
<i>Bulbophyllum pachypus</i>	dried plants		1	0	0	0	0	NE	No commercial trade	MG(100%)	1	W(100%)
	flowers		1	0	0	0	0					
	leaves		1	0	0	0	0					
<i>Bulbophyllum paleiferum</i>	dried plants		1	1	0	2	0	EN (↓) (2015)	No commercial trade	MG(100%)	1	W(100%)
	flowers		1	1	0	0	0					
	leaves		1	1	0	0	0					
<i>Bulbophyllum purpureorhachis</i>	live		0	0	3	0	0	NE	CITES suspension (LR(2016-present)); No commercial trade	CM(100%)	7	W(100%)
<i>Bulbophyllum quadrialatum</i>	dried plants		2	0	0	0	0	NE	No commercial trade	MG(100%)	1	W(100%)
	flowers		2	0	0	0	0					
	leaves		1	0	0	0	0					
<i>Bulbophyllum rubiginosum</i>	dried plants		1	0	0	2	0	EN (↓) (2020)	No commercial trade	MG(100%)	1	W(100%)
	flowers		1	0	0	0	0					
	leaves		1	0	0	0	0					
<i>Bulbophyllum rubrum</i>	dried plants		1	0	0	0	0	VU (↓) (2015)	No commercial trade	MG(100%)	1	W(100%)
	flowers		1	0	0	0	0					
	leaves		1	0	0	0	0					
	seeds	kg	0	0	<0.1	0	0					

Taxon	Term	Unit	2017	2018	2019	2020	2021	IUCN status	Contextual information	Exporters	Range States	% trade by source
<i>Bulbophyllum sambiranense</i>	dried plants		1	0	0	0	0	NE	First reported in trade since last RST selection; No commercial trade	MG(100%)	2	W(100%)
	flowers		1	0	0	0	0					
	leaves		1	0	0	0	0					
<i>Bulbophyllum sanguineum</i>	dried plants		1	0	0	0	0	CR (↓) (2015)	No commercial trade	MG(100%)	1	W(100%)
	flowers		1	0	0	0	0					
	leaves		1	0	0	0	0					
<i>Bulbophyllum scabratum</i>	leaves		0	0	1	0	0	NE	No commercial trade	HK*(100%)	9	W(100%)
<i>Bulbophyllum schinzianum</i>	live		0	0	3	0	0	NE	CITES suspension (LR(2016-present)); No commercial trade	CM(100%)	10	W(100%)
<i>Bulbophyllum septatum</i>	dried plants		2	0	0	2	0	EN (↓) (2020)	No commercial trade	MG(100%)	1	W(100%)
	flowers		2	0	0	0	0					
	leaves		3	0	0	0	0					
<i>Bulbophyllum</i> spp.	dried plants		48	66	92	52	0	-	No commercial trade	MG(85%), KH(5.8%), PH(4.6%),MY (2.9%),VU(1.3%), BT(0.4%)		W(100%)
	flowers		33	66	0	0	0					
	leaves		33	66	7	0	0					
	live		0	30	0	0	0					
	seeds	kg	0	0	<0.1	0	0					
<i>Bulbophyllum sulfureum</i>	live		9	0	0	0	0	EN (↓) (2017)		MG(100%)	1	W(100%)

Taxon	Term	Unit	2017	2018	2019	2020	2021	IUCN status	Contextual information	Exporters	Range States	% trade by source
<i>Bulbophyllum trichochlamys</i>	dried plants		1	0	0	0	0	NE	No commercial trade	MG(100%)	1	W(100%)
	flowers		1	0	0	0	0					
	leaves		1	0	0	0	0					
<i>Bulbophyllum trilineatum</i>	dried plants		1	0	0	0	0	NE	No commercial trade	MG(100%)	1	W(100%)
	flowers		1	0	0	0	0					
	leaves		1	0	0	0	0					
<i>Bulbophyllum vestitum</i>	dried plants		1	1	0	3	0	NE	No commercial trade	MG(100%)	1	W(100%)
	flowers		1	1	0	0	0					
	leaves		1	1	0	0	0					
<i>Bulbophyllum zaratananae</i>	dried plants		1	0	0	0	0	EN (?) (2018)	First reported in trade since last RST selection; No commercial trade	MG(100%)	1	W(100%)
	flowers		1	0	0	0	0					
	leaves		1	0	0	0	0					
<i>Caladenia barbarossa</i>	leaves		3	0	0	0	0	NE	First reported in trade since last RST selection; No commercial trade	AU(100%)	1	W(100%)
<i>Caladenia cairnsiana</i>	leaves		3	0	0	0	0	NE	First reported in trade since last RST selection; No commercial trade	AU(100%)	1	W(100%)

Taxon	Term	Unit	2017	2018	2019	2020	2021	IUCN status	Contextual information	Exporters	Range States	% trade by source
<i>Caladenia crebra</i>	leaves		3	0	0	0	0	NE	First reported in trade since last RST selection; No commercial trade	AU(100%)	1	W(100%)
<i>Caladenia longicauda</i>	leaves		3	0	0	0	0	NE	First reported in trade since last RST selection; No commercial trade	AU(100%)	1	W(100%)
<i>Caladenia polychroma</i>	leaves		3	0	0	0	0	NE	First reported in trade since last RST selection; No commercial trade	AU(100%)	1	W(100%)
<i>Calanthe</i> spp.	dried plants		2	0	6	0	0	-	No commercial trade	PH(81.8%),MY(18.2%)		W(100%)
	leaves		0	0	3	0	0					
<i>Calanthe sylvatica</i>	dried plants		0	0	2	2	0	NE	CITES suspension (GN(2013-present),LR(2016-present),ST(2016-2017,2022-present)); No commercial trade	MG(100%)	37	W(100%)
<i>Calanthe triplicata</i>	dried plants		0	0	0	10	0	NE	CITES suspension (SB(2019)); No commercial trade	VU(60%),PH(40%)	31	W(100%)

Taxon	Term	Unit	2017	2018	2019	2020	2021	IUCN status	Contextual information	Exporters	Range States	% trade by source
<i>Calanthe ventilabrum</i>	dried plants		5	0	0	1	0	NE	CITES suspension (SB(2019)); No commercial trade	VU(100%)	9	W(100%)
<i>Calyptrochilum christyanum</i>	live		0	0	1	0	0	NE	CITES suspension (GN(2013-present),GW(2016-2018),LR(2016-present)); No commercial trade	CM(100%)	31	W(100%)
<i>Campylocentrum neglectum</i>	dried plants		0	10	0	0	0	NE	No commercial trade	BR(100%)	1	W(100%)
<i>Campylocentrum</i> spp.	leaves		0	10	0	0	0	-	No commercial trade	BR(100%)		W(100%)
<i>Catasetum viridiflavum</i>	roots		0	10	15	0	0	NE	No commercial trade	PA(100%)	5	W(100%)
<i>Caularthron bilamellatum</i>	roots		0	10	15	0	0	NE	No commercial trade	PA(100%)	13	W(100%)
<i>Cephalantheropsis obcordata</i>	dried plants		0	0	0	4	0	NE	No commercial trade	PH(100%)	12	W(100%)
<i>Ceratostylis retisquama</i>	dried plants		0	0	0	8	0	NE	First reported in trade since last RST selection; No commercial trade	PH(100%)	1	W(100%)

Taxon	Term	Unit	2017	2018	2019	2020	2021	IUCN status	Contextual information	Exporters	Range States	% trade by source
<i>Ceratostylis</i> spp.	dried plants		2	0	1	8	0	-	No commercial trade	PH(83.3%),MY(16.7%)		W(100%)
	leaves		0	0	1	0	0					
<i>Ceratostylis subulata</i>	dried plants		4	0	0	9	0	NE	First reported in trade since last RST selection; CITES suspension (SB(2019)); No commercial trade	VU(100%)	11	W(100%)
<i>Cheirostylis</i> spp.	dried plants		1	0	2	0	0	-	No commercial trade	MG(66.7%),MY(33.3%)		W(100%)
<i>Chiloglottis</i> spp.	leaves		3	0	0	0	0	-	No commercial trade	AU(100%)		W(100%)
<i>Cleisostoma</i> spp.	live		0	14	0	0	0	-	No commercial trade	KH(100%)		W(100%)
<i>Cochleanthes flabelliformis</i>	live		40	20	0	0	0	NE		JM(100%)	16	W(100%)
<i>Coelogyne macdonaldii</i>	dried plants		4	0	0	9	0	NE	First reported in trade since last RST selection; No commercial trade	VU(100%)	2	W(100%)
<i>Coelogyne</i> spp.	dried plants		2	0	0	20	0	-	No commercial trade	PH(66.7%),KH(20%),MY(6.7%),BT(6.7%)		W(100%)
	leaves		0	0	2	0	0					
	live		0	6	0	0	0					

Taxon	Term	Unit	2017	2018	2019	2020	2021	IUCN status	Contextual information	Exporters	Range States	% trade by source
<i>Corybas</i> spp.	dried plants		0	0	0	4	0	-	No commercial trade	PH(100%)		W(100%)
<i>Corymborkis veratrifolia</i>	dried plants		0	0	0	4	0	NE	First reported in trade since last RST selection; No commercial trade	VU*(100%)	1	W(100%)
<i>Crepidium lunatum</i>	dried plants		2	0	0	0	0	NE	First reported in trade since last RST selection; No commercial trade	VU(100%)	2	W(100%)
<i>Crepidium</i> spp.	dried plants		0	0	0	4	0	-	First reported in trade since last RST selection; No commercial trade	KH(69.2%),PH(30.8%)		W(100%)
	live		0	9	0	0	0					
<i>Crepidium xanthochilum</i>	dried plants		0	0	0	2	0	NE	First reported in trade since last RST selection; CITES suspension (SB(2019)); No commercial trade	VU(100%)	4	W(100%)
<i>Cribbia confusa</i>	live		0	0	1	0	0	NE	First reported in trade since last RST selection; CITES suspension (LR(2016-present)); No commercial trade	CM(100%)	3	W(100%)

Taxon	Term	Unit	2017	2018	2019	2020	2021	IUCN status	Contextual information	Exporters	Range States	% trade by source
<i>Cryptostylis carinata</i>	dried plants		0	0	0	4	0	NE	First reported in trade since last RST selection; No commercial trade	PH(100%)	1	W(100%)
<i>Cryptostylis</i> spp.	dried plants		0	0	0	4	0	-	No commercial trade	PH(100%)		W(100%)
<i>Cymbidiella flabellata</i>	live		1	0	0	0	0	NE		MG*(100%)		W(100%)
<i>Cymbidium</i> spp.	dried plants		2	0	0	0	0	-	No commercial trade	NL(82.9%),T H(15.8%),MY (1.4%)		W(1.4%); -(98.6%)
	live		0	80	64	0	0					
<i>Cynorkis aurantiaca</i>	dried plants		1	0	2	0	0	EN (↓) (2016)	First reported in trade since last RST selection; No commercial trade	MG(100%)	1	W(100%)
	flowers		1	0	0	0	0					
	leaves		1	0	0	0	0					
<i>Cynorkis flexuosa</i>	live		6	0	0	0	0	NE		MG*(100%)		W(100%)
<i>Cynorkis gibbosa</i>	live		1	0	0	0	0	LC (?) (2015)		MG*(100%)		W(100%)
<i>Cynorkis ridleyi</i>	live		1	0	0	0	0	NE		MG*(100%)		W(100%)



Taxon	Term	Unit	2017	2018	2019	2020	2021	IUCN status	Contextual information	Exporters	Range States	% trade by source
<i>Cynorkis</i> spp.	dried plants		5	0	11	0	0	-		MG(100%)		W(100%)
	flowers		5	0	0	0	0					
	leaves		5	0	0	0	0					
	live		1	0	0	0	0					
	seeds	kg	0	0	<0.1	0	0					
<i>Cypripedium calceolus</i>	dried plants		0	0	0	5	0	LC (→) (2011)	No commercial trade	RU(100%)	38	W(100%)
	leaves		0	0	0	0	5					
<i>Cypripedium macranthos</i>	dried plants		0	0	0	232	0	LC (↓) (2013)	No commercial trade	RU(100%)	8	W(100%)
	leaves		0	0	0	0	232					
<i>Cypripedium parviflorum</i>	leaves	kg	0	<0.1	0	0	0	LC (↓) (2013)	No commercial trade	CA(100%)	2	W(100%)
<i>Cypripedium ventricosum</i>	dried plants		0	0	0	117	0	NE	First reported in trade since last RST selection; No commercial trade	RU(100%)	5	W(100%)
<i>Cyrtochilum ramosissimum</i>	roots		0	0	0	0	2.5	NE	First reported in trade since last RST selection; No commercial trade	CO*(100%)		W(100%)
<i>Cyrtochilum weirii</i>	roots		0	0	0	0	2.5	NE	First reported in trade since last RST selection; No commercial trade	CO(100%)	1	W(100%)

Taxon	Term	Unit	2017	2018	2019	2020	2021	IUCN status	Contextual information	Exporters	Range States	% trade by source
<i>Cyrtorchis chailluana</i>	live		0	0	1	0	0	NE	CITES suspension (GN(2013-present),LR(2016-present)); No commercial trade	CM(100%)	15	W(100%)
<i>Dendrobium anosmum</i>	seeds		0	0	1	0	0	LC (?) (2019)	CITES suspension (SB(2019)); No commercial trade	MM(100%)	11	W(100%)
<i>Dendrobium aphyllum</i>	seeds		0	0	2	0	0	LC (?) (2009)	No commercial trade	MM(100%)	14	W(100%)
<i>Dendrobium auriculatum</i>	dried plants		0	0	0	8	0	NE	No commercial trade	PH(100%)	1	W(100%)
<i>Dendrobium biflorum</i>	dried plants		0	0	0	5	0	NE	First reported in trade since last RST selection; CITES suspension (SB(2019)); No commercial trade	VU(100%)	9	W(100%)
<i>Dendrobium calcaratum</i>	dried plants		7	0	0	0	0	NE	First reported in trade since last RST selection; CITES suspension (SB(2019)); No commercial trade	VU(100%)	8	W(100%)
<i>Dendrobium compactum</i>	seeds		0	0	1	0	0	NE	No commercial trade	MM(100%)	3	W(100%)

Taxon	Term	Unit	2017	2018	2019	2020	2021	IUCN status	Contextual information	Exporters	Range States	% trade by source
<i>Dendrobium crepidatum</i>	seeds		0	0	1	0	0	NE	No commercial trade	MM(100%)	11	W(100%)
<i>Dendrobium crystallinum</i>	seeds		0	0	1	0	0	NE	No commercial trade	MM(100%)	8	W(100%)
<i>Dendrobium devonianum</i>	seeds		0	0	1	0	0	NE	No commercial trade	MM(100%)	7	W(100%)
<i>Dendrobium eriiflorum</i>	seeds		0	0	1	0	0	NE	Selected in RST Post CoP15 (IN,NP); No commercial trade	MM(100%)	9	W(100%)
<i>Dendrobium erosum</i>	dried plants		0	0	0	1	0	NE	First reported in trade since last RST selection; CITES suspension (SB(2019)); No commercial trade	VU(100%)	6	W(100%)
<i>Dendrobium gratiosissimum</i>	seeds		0	0	1	0	0	NE	No commercial trade	MM(100%)	6	W(100%)
<i>Dendrobium hancockii</i>	seeds		0	0	1	0	0	NE	No commercial trade	MM(100%)	3	W(100%)
<i>Dendrobium heterocarpum</i>	seeds		0	0	1	0	0	NE	No commercial trade	MM(100%)	13	W(100%)
<i>Dendrobium involutum</i>	dried plants		8	0	0	0	0	NE	No commercial trade	VU*(100%)		W(100%)
<i>Dendrobium keithii</i>	seeds		0	0	1	0	0	NE	No commercial trade	MM*(100%)	2	W(100%)
<i>Dendrobium macranthum</i>	dried plants		0	0	0	4	0	LC (?) (2019)	CITES suspension (SB(2019)); No commercial trade	VU(100%)	5	W(100%)

Taxon	Term	Unit	2017	2018	2019	2020	2021	IUCN status	Contextual information	Exporters	Range States	% trade by source
<i>Dendrobium macrophyllum</i>	dried plants		0	0	0	1	0	LC (?) (2018)	CITES suspension (SB(2019)); No commercial trade	VU(100%)	13	W(100%)
<i>Dendrobium mohlianum</i>	dried plants		0	0	0	2	0	NE	CITES suspension (SB(2019)); No commercial trade	VU(100%)	5	W(100%)
<i>Dendrobium mooreanum</i>	dried plants		0	0	0	8	0	NT (?) (2019)	No commercial trade	VU(100%)	1	W(100%)
<i>Dendrobium platygastrium</i>	dried plants		0	0	0	1	0	NE	No commercial trade	VU*(100%)		W(100%)
<i>Dendrobium purpureum</i>	dried plants		0	0	0	4	0	NE	No commercial trade	VU*(100%)	2	W(100%)
<i>Dendrobium rarum</i>	dried plants		7	0	0	1	0	NE	No commercial trade	VU(100%)	3	W(100%)
<i>Dendrobium</i> spp.	dried plants		10	0	0	20	0	-		TH(98.7%),N		W(0.1%);
	flowers		0	0	0	50	0			L(1%),		-(99.9%)
	live		198	32475	34096	0	0			LK(0.1%),		
		kg	0	1	10	0	0			US(0.1%),MY		
<i>Dendrobium strongylanthum</i>	seeds		0	0	1	0	0	NE	No commercial trade	MM(100%)	5	W(100%)
<i>Dendrobium stuposum</i>	seeds		0	0	1	0	0	NE	No commercial trade	MM(100%)	10	W(100%)
<i>Dendrobium sulcatum</i>	seeds		0	0	1	0	0	NE	No commercial trade	MM(100%)	6	W(100%)
<i>Dendrochilum kopfii</i>	dried plants		0	0	0	4	0	NE	First reported in trade since last RST selection; No commercial trade	PH(100%)	1	W(100%)

Taxon	Term	Unit	2017	2018	2019	2020	2021	IUCN status	Contextual information	Exporters	Range States	% trade by source
<i>Dendrochilum</i> spp.	dried plants		0	0	8	8	0	-	No commercial trade	PH(100%)		W(100%)
	leaves		0	0	4	0	0					
<i>Dendrophylax</i> spp.	live		0	0	85	0	0	-		AU(100%)		W(100%)
<i>Diaphanathe odoratissima</i>	live		0	0	2	0	0	NE	First reported in trade since last RST selection; CITES suspension (GN(2013-present),LR(2016-present)); No commercial trade	CM(100%)	18	W(100%)
<i>Dichaea fragrantissima</i>	roots		0	0	15	0	0	NE	First reported in trade since last RST selection; No commercial trade	CR*(100%)		W(100%)
<i>Dichaea</i> spp.	roots		0	5	15	0	0	-	No commercial trade	PA(100%)		W(100%)
<i>Didymoplexis micradenia</i>	dried plants		2	0	0	1	0	NE	CITES suspension (SB(2019)); No commercial trade	VU(100%)	13	W(100%)
<i>Didymoplexis</i> spp.	dried plants		0	0	0	4	0	-	No commercial trade	PH(100%)		W(100%)
<i>Dilochia</i> spp.	dried plants		0	0	0	4	0	-	First reported in trade since last RST selection; No commercial trade	PH(100%)		W(100%)

Taxon	Term	Unit	2017	2018	2019	2020	2021	IUCN status	Contextual information	Exporters	Range States	% trade by source
<i>Dimerandra emarginata</i>	roots		0	10	15	0	0	NE	No commercial trade	PA(100%)	15	W(100%)
<i>Dipodium fevrellii</i>	dried plants		0	0	0	4	0	NE	First reported in trade since last RST selection; No commercial trade	PH(100%)	2	W(100%)
<i>Dipodium pictum</i>	dried plants		5	0	0	0	0	NE	No commercial trade	VU*(100%)	2	W(100%)
<i>Dipodium squamatum</i>	dried plants		0	0	0	5	0	NE	First reported in trade since last RST selection; No commercial trade	VU(100%)	3	W(100%)
<i>Drakaea glyptodon</i>	leaves		3	0	0	0	0	NE	First reported in trade since last RST selection; No commercial trade	AU(100%)	1	W(100%)
<i>Earina valida</i>	dried plants		0	0	0	3	0	NE	No commercial trade	VU*(100%)		W(100%)
<i>Elleanthus maculatus</i>	roots		0	0	0	0	0.4	NE	No commercial trade	CO*(100%)		W(100%)
<i>Encyclia cordigera</i>	roots		0	0	15	0	0	NE	No commercial trade	PA(100%)	18	W(100%)
<i>Encyclia phoenicea</i>	live		0	0	225	0	0	LC (?) (2014)		JM*(100%)		W(100%)
<i>Encyclia stellata</i>	roots		0	0	15	0	0	NE	No commercial trade	PA(100%)	4	W(100%)

Taxon	Term	Unit	2017	2018	2019	2020	2021	IUCN status	Contextual information	Exporters	Range States	% trade by source
<i>Epidendrum anceps</i>	live		0	20	0	0	0	NE		JM*(100%)		W(100%)
<i>Epidendrum avicula</i>	dried plants		0	10	0	0	0	NE	First reported in trade since last RST selection; No commercial trade	BR(100%)	1	W(100%)
	leaves		0	10	0	0	0					
<i>Epidendrum chioneum</i>	roots		0	0	0	0	2.5	LC (?) (2020)	First reported in trade since last RST selection; No commercial trade	CO(100%)	4	W(100%)
<i>Epidendrum difforme</i>	live		10	0	0	0	0	NE	CITES suspension (DM(2018),GD(2016-present),KN(2019),VC(2018))	PA*(60%),JM*(40%)	7	W(100%)
	roots		0	0	15	0	0					
<i>Epidendrum diffusum</i>	live		30	0	0	0	0	NE		JM(100%)	9	W(100%)
<i>Epidendrum nocturnum</i>	roots		0	23	15	0	0	NE	No commercial trade	PA*(100%)		W(100%)
<i>Epidendrum nutans</i>	live		0	0	0	2	0	NE	No commercial trade	JM(100%)	1	-(100%)
<i>Epidendrum oxysepalum</i>	roots		0	0	0	0	0.4	NE	First reported in trade since last RST selection; No commercial trade	CO*(100%)	1	W(100%)
<i>Epidendrum rigidum</i>	dried plants		0	10	0	0	0	NE	No commercial trade	BR(100%)	24	W(100%)
	leaves		0	10	0	0	0					
<i>Epidendrum spp.</i>	roots		0	0	0	0	3	-	No commercial trade	CO(100%)		W(100%)

Taxon	Term	Unit	2017	2018	2019	2020	2021	IUCN status	Contextual information	Exporters	Range States	% trade by source
<i>Epigeneium</i> spp.	dried plants		5	0	0	0	0	-	No commercial trade	MY(100%)		W(100%)
<i>Epipogium roseum</i>	dried plants		0	0	0	3	0	NE	CITES suspension (GN(2013-present),LR(2016-present),SB(2019)); No commercial trade	VU(100%)	32	W(100%)
<i>Epipogium</i> spp.	dried plants		0	0	0	4	0	-	No commercial trade	PH(100%)		W(100%)
<i>Erasanthe henrici</i>	live		12	0	0	0	0	NE		MG(100%)	1	W(100%)
<i>Eria carinata</i>	seeds		0	0	1	0	0	LC (↓) (2016)	No commercial trade	MM*(100%)	5	W(100%)
<i>Eria</i> spp.	dried plants		0	0	6	0	0	-	No commercial trade	KH(56.5%),PH(39.1%),MM(4.3%)		W(100%)
	leaves		0	0	3	0	0					
	live		0	13	0	0	0					
	seeds		0	0	1	0	0					
<i>Eulophia livingstoneana</i>	leaves	kg	0	0	0.2	0	0	NE	No commercial trade	MG*(100%)		W(100%)
<i>Eulophia pulchra</i>	live		1	0	0	0	0	NE		MG*(100%)	3	W(100%)
<i>Eulophia</i> spp.	dried plants		2	0	0	0	0	-	No commercial trade	MY(100%)		W(100%)
<i>Eulophiella elisabethae</i>	live		11	0	0	0	0	NE		MG(100%)	1	W(100%)
<i>Eulophiella roempleriana</i>	live		2	0	0	0	0	NE		MG(100%)	1	W(100%)



Taxon	Term	Unit	2017	2018	2019	2020	2021	IUCN status	Contextual information	Exporters	Range States	% trade by source
<i>Fernandezia</i> spp.	roots		0	0	0	0	1.5	NE	No commercial trade	CO(100%)		W(100%)
<i>Gastrochilus obliquus</i>	seeds		0	0	1	0	0	NE	First reported in trade since last RST selection; No commercial trade	MM(100%)	8	W(100%)
<i>Gastrochilus</i> spp.	dried plants		2	0	0	0	0	NE	No commercial trade	MY(100%)		W(100%)
<i>Gastrodia elata</i>	dried plants		0	1023	0	0	0	VU (?) (2004)		CN(100%)	9	W(81.4%); -(18.6%)
	roots	kg	0	4480	0	0	0					
<i>Gastrorchis francoisii</i>	live		2	0	0	0	0	NE		MG*(100%)		W(100%)
<i>Gastrorchis humblotii</i>	live		1	0	0	0	0	NE		MG*(100%)		W(100%)
<i>Gastrorchis lutea</i>	live		2	0	0	0	0	NE		MG(100%)	3	W(100%)
<i>Gastrorchis peyrotii</i>	live		11	0	0	0	0	NE		MG*(100%)		W(100%)
<i>Gastrorchis pulchra</i>	live		6	0	0	0	0	NE	First reported in trade since last RST selection	MG*(100%)		W(100%)
<i>Gastrorchis tuberculosa</i>	live		3	0	0	0	0	EN (?) (2015)		MG*(100%)		W(100%)
<i>Glomera macdonaldii</i>	dried plants		0	0	0	4	0	NE	First reported in trade since last RST selection; No commercial trade	VU*(100%)		W(100%)
<i>Gomphichis bogotensis</i>	roots		0	0	0	0	0.5	NE	First reported in trade since last RST selection; No commercial trade	CO*(100%)		W(100%)

Taxon	Term	Unit	2017	2018	2019	2020	2021	IUCN status	Contextual information	Exporters	Range States	% trade by source
<i>Gomphichis caucana</i>	roots		0	0	0	0	1.4	NE	First reported in trade since last RST selection; No commercial trade	CO*(100%)		W(100%)
<i>Goodyera foliosa</i>	seeds		0	0	1	0	0	NE	No commercial trade	MM(100%)	10	W(100%)
<i>Goodyera repens</i>	dried plants		0	0	0	22	0	NE	No commercial trade	RU(100%)	45	W(100%)
	leaves		0	0	0	0	22					
<i>Goodyera</i> spp.	dried plants		11	0	0	0	0	-	No commercial trade	MY(68.8%),K H(31.2%)		W(100%)
	live		0	5	0	0	0					
<i>Grammangis ellisii</i>	live		1	0	0	0	0	NE		MG(100%)	1	W(100%)
<i>Grammatophyllum scriptum</i>	live		0	0	4	0	0	NE	CITES suspension (SB(2019)); No commercial trade	LK*(100%)	5	-(100%)
<i>Graphorkis</i> spp.	live		0	0	3	0	0	-	No commercial trade	CM(100%)		W(100%)
<i>Guarianthe hennisiana</i>	roots		0	0	15	0	0	NE	First reported in trade since last RST selection; No commercial trade	PA(100%)	6	W(100%)

Taxon	Term	Unit	2017	2018	2019	2020	2021	IUCN status	Contextual information	Exporters	Range States	% trade by source
<i>Habenaria incarnata</i>	seeds	kg	0	0	<0.1	0	0	NE	No commercial trade	MG*(100%)		W(100%)
<i>Habenaria janellehayneana</i>	leaves		0	0	0	3	0	NE	First reported in trade since last RST selection	TH*(100%)		W(100%)
<i>Habenaria rhodocheila</i>	leaves		0	0	0	21	0	NE		TH(100%)	10	W(100%)
<i>Habenaria</i> spp.	dried plants		4	0	11	0	0	-	No commercial trade	MG(52.4%),K H(19%),MY(19%), PH(9.5%)		W(100%)
	leaves		0	0	1	0	0					
	live		0	4	0	0	0					
<i>Hetaeria anomala</i>	seeds		0	0	1	0	0	NE	First reported in trade since last RST selection; No commercial trade	MM(100%)	10	W(100%)
<i>Isabelia</i> spp.	leaves		0	5	0	0	0	-	No commercial trade	BR(100%)		W(100%)
<i>Isabelia violacea</i>	dried plants		0	5	0	0	0	NE	No commercial trade	BR(100%)	1	W(100%)
<i>Jumellea angustifolia</i>	live		2	0	0	0	0	NE		MG*(100%)		W(100%)
<i>Jumellea ibityana</i>	live		6	0	0	0	0	NE		MG*(100%)		W(100%)
<i>Jumellea jumelleana</i>	live		5	0	0	0	0	NE		MG(100%)	1	W(100%)
<i>Jumellea major</i>	live		4	0	0	0	0	NE		MG*(100%)		W(100%)
<i>Jumellea maxillarioides</i>	live		5	0	0	0	0	NE		MG(100%)	2	W(100%)
<i>Jumellea punctata</i>	live		11	0	0	0	0	NE		MG*(100%)		W(100%)
<i>Jumellea</i> spp.	live		10	0	0	0	0	-		MG(100%)		W(100%)
<i>Jumellea teretifolia</i>	live		7	0	0	0	0	NE		MG*(100%)		W(100%)

Taxon	Term	Unit	2017	2018	2019	2020	2021	IUCN status	Contextual information	Exporters	Range States	% trade by source
<i>Laelia lyonsii</i>	live		25	0	0	0	0	NE		JM(100%)	2	W(100%)
<i>Lepanthes cribbii</i>	leaves		0	0	10	0	0	NE	First reported in trade since last RST selection; No commercial trade	CR(100%)	1	W(100%)
	roots		0	0	120	0	0					
		kg	0	0	0	0	0.2					
<i>Lepanthes falx-bellica</i>	leaves		0	0	10	0	0	NE	First reported in trade since last RST selection; No commercial trade	CR(100%)	1	W(100%)
	roots		0	0	120	0	0					
<i>Lepanthes ferrelliae</i>	leaves		0	0	10	0	0	NE	First reported in trade since last RST selection; No commercial trade	CR(100%)	1	W(100%)
	roots		0	0	120	0	0					
<i>Lepanthes mentosa</i>	leaves		0	0	10	0	0	NE	No commercial trade	CR(100%)	1	W(100%)
	roots		0	0	120	0	0					
<i>Lepanthes monteverdensis</i>	leaves		0	0	10	0	0	NE	No commercial trade	CR(100%)	1	W(100%)
	roots		0	0	120	0	0					
		kg	0	0	0	0	0.2					
<i>Liparis caespitosa</i>	seeds		0	0	1	0	0	NE	CITES suspension (SB(2019)); No commercial trade	MM*(100%)	22	W(100%)

Taxon	Term	Unit	2017	2018	2019	2020	2021	IUCN status	Contextual information	Exporters	Range States	% trade by source
<i>Liparis cespitosa</i>	dried plants		0	0	0	2	0	NE	First reported in trade since last RST selection; CITES suspension (SB(2019)); No commercial trade	VU(100%)	23	W(100%)
<i>Liparis condylobulbon</i>	dried plants		5	0	0	10	0	NE	CITES suspension (SB(2019)); No commercial trade	VU(100%)	12	W(100%)
<i>Liparis pullei</i>	dried plants		0	0	0	5	0	NE	First reported in trade since last RST selection; No commercial trade	VU*(100%)		W(100%)
<i>Liparis</i> spp.	dried plants		2	0	10	4	0	-	No commercial trade	MG(60.3%),PH(29.8%),MY(9.9%)		W(100%)
	leaves	kg	0	0	0.2	0	0					
<i>Macodes sandariana</i>	dried plants		2	0	0	1	0	NE	No commercial trade	VU*(100%)		W(100%)
<i>Malaxis</i> spp.	dried plants		9	0	2	3	0	-	No commercial trade	VU(85.7%),PH(14.3%)		W(100%)
<i>Maxillaria aurea</i>	roots		0	0	0	0	1.5	NE	First reported in trade since last RST selection; No commercial trade	CO*(100%)		W(100%)
<i>Maxillaria egertoniana</i>	roots		0	19	15	0	0	NE	No commercial trade	PA(100%)	12	W(100%)
<i>Maxillaria</i> spp.	roots		0	5	0	0	0	-	No commercial trade	PA(100%)		W(100%)

Taxon	Term	Unit	2017	2018	2019	2020	2021	IUCN status	Contextual information	Exporters	Range States	% trade by source
<i>Maxillaria tristis</i>	roots		0	0	0	0	1.5	NE	First reported in trade since last RST selection; No commercial trade	CO(100%)	2	W(100%)
<i>Microcoelia aphylla</i>	live		14	0	0	0	0	NE		MG(100%)	9	W(100%)
<i>Microcoelia gilpinae</i>	live		15	0	0	0	0	NE		MG(100%)	1	W(100%)
<i>Microcoelia macrantha</i>	live		16	0	0	0	0	NE		MG*(100%)		W(100%)
<i>Microcoelia perrieri</i>	seeds	kg	0	0	<0.1	0	0	NE	No commercial trade	MG(100%)	1	W(100%)
<i>Mycaranthes candonensis</i>	dried plants		0	0	0	8	0	NE	First reported in trade since last RST selection; No commercial trade	PH(100%)	1	W(100%)
<i>Mycaranthes</i> spp.	dried plants		0	0	0	20	0	-	First reported in trade since last RST selection; No commercial trade	PH(100%)		W(100%)
<i>Myrmecophila humboldtii</i>	live		0	0	15	0	0	NE	No commercial trade	CW(100%)	4	W(100%)
<i>Neobathiea perrieri</i>	live		11	0	0	0	0	NE		MG*(100%)		W(100%)

Taxon	Term	Unit	2017	2018	2019	2020	2021	IUCN status	Contextual information	Exporters	Range States	% trade by source
<i>Nervilia concolor</i>	dried plants		0	0	0	3	0	NE	CITES suspension (SB(2019)); No commercial trade	VU(100%)	30	W(100%)
<i>Nervilia</i> spp.	dried plants		2	0	5	0	1	-		MG(45.5%),A O(27.3%),M M(18.2%),TH (9.1%)		W(100%)
	live		3	0	0	0	0					
<i>Oberonia falcata</i>	seeds		0	0	1	0	0	NE	First reported in trade since last RST selection; No commercial trade	MM*(100%)	7	W(100%)
<i>Oberonia pyrulifera</i>	seeds		0	0	1	0	0	NE	No commercial trade	MM*(100%)	6	W(100%)
<i>Oberonia</i> spp.	dried plants		0	0	1	4	0	-	No commercial trade	PH(100%)		W(100%)
	leaves		0	0	2	0	0					
<i>Oberonia titania</i>	dried plants		0	0	0	1	0	NE	No commercial trade	VU(100%)	5	W(100%)
<i>Octarrhena angraecoides</i>	dried plants		0	0	0	1	0	NE	First reported in trade since last RST selection; CITES suspension (SB(2019)); No commercial trade	VU(100%)	5	W(100%)
<i>Odontochilus philippinensis</i>	dried plants		0	0	0	8	0	NE	First reported in trade since last RST selection; No commercial trade	PH(100%)	1	W(100%)

Taxon	Term	Unit	2017	2018	2019	2020	2021	IUCN status	Contextual information	Exporters	Range States	% trade by source
<i>Oeceoclades spathulifera</i>	live		2	0	0	0	0	NE		MG*(100%)		W(100%)
<i>Oeceoclades</i> spp.	live		1	0	0	0	0	-		MG(100%)		W(100%)
<i>Oeonia volucris</i>	live		3	0	0	0	0	NE		MG*(100%)		W(100%)
<i>Oncidium</i> spp.	live		0	6	0	0	0	-	No commercial trade	CR(71.4%),T H(28.6%)		W(71.4%); -(28.6%)
	roots		0	0	15	0	0					
<i>Ophrys fusca</i>	flowers		66	66	0	0	0	NE	CITES suspension (LY(2022-present)); No commercial trade	GR(100%)	13	W(100%)
<i>Ophrys</i> spp.	flowers		153	153	0	0	0	-	No commercial trade	GR(100%)		W(100%)
Orchidaceae spp.	dried plants		800	268	252	8	0	NE		MG(28.6%),C R(21.8%),MM (17.2%),BZ(1 7.1%),CM(9.6 %),TW(2.8%), KH(1%), PH(0.9%), PA(0.6%), US(0.2%), VU(0.1%), AO(0.1%)		W(70.8%); -(29.2%)
		kg	0	0.1	0	0	0					
	flowers	kg	0	55	0	0	0					
	leaves		0	0	7	0	0					
	live		871	34	40	0	0					
	roots		0	5	15	0	0					
	seeds	kg	<0.1	0	0	0	0					
<i>Ornithochilus</i> spp.	dried plants		1	0	0	0	0	-	No commercial trade	MY(100%)		W(100%)
<i>Otochilus porrectus</i>	seeds		0	0	1	0	0	NE	No commercial trade	MM(100%)	7	W(100%)
<i>Otochilus</i> spp.	dried plants		1	0	0	0	0	-	No commercial trade	MY(100%)		W(100%)
<i>Paraphalaenopsis labukensis</i>	live		1	0	0	0	0	NE	No commercial trade	MY(100%)	2	W(100%)



Taxon	Term	Unit	2017	2018	2019	2020	2021	IUCN status	Contextual information	Exporters	Range States	% trade by source
<i>Peristylus novoebudarium</i>	dried plants		6	0	0	8	0	NE	First reported in trade since last RST selection; No commercial trade	VU(100%)	4	W(100%)
<i>Peristylus</i> spp.	dried plants		3	0	0	0	0	-	No commercial trade	MY(100%)		W(100%)
<i>Phaius pulchellus</i>	live		1	0	0	0	0	NE		MG*(100%)		W(100%)
<i>Phaius</i> spp.	dried plants		0	0	1	0	0	-	No commercial trade	PH(100%)		W(100%)
	leaves		0	0	1	0	0					
<i>Phalaenopsis gigantea</i>	live		1	0	0	0	0	NE	No commercial trade	MY(100%)	4	W(100%)
<i>Phalaenopsis</i> spp.	live		1000	5866	2757	0	0	-		CR(41.6%),N L(31.7%),TH(26.7%)		W(10.4%); -(89.6%)
<i>Pholidota articulata</i>	seeds		0	0	1	0	0	NE	No commercial trade	MM(100%)	11	W(100%)
<i>Pholidota imbricata</i>	dried plants		6	0	0	0	0	NE	CITES suspension (SB(2019)); No commercial trade	VU(100%)	21	W(100%)
<i>Pholidota leveilleana</i>	seeds		0	0	1	0	0	NE	No commercial trade	MM*(100%)	2	W(100%)
<i>Phreatia hypsorrhynchos</i>	dried plants		6	0	0	0	0	NE	First reported in trade since last RST selection; CITES suspension (SB(2019)); No commercial trade	VU(100%)	4	W(100%)

Taxon	Term	Unit	2017	2018	2019	2020	2021	IUCN status	Contextual information	Exporters	Range States	% trade by source
<i>Phreatia matthewsii</i>	dried plants		0	0	0	6	0	NE	First reported in trade since last RST selection; No commercial trade	VU*(100%)	1	W(100%)
<i>Phreatia micrantha</i>	dried plants		6	0	0	10	0	NE	First reported in trade since last RST selection; CITES suspension (SB(2019)); No commercial trade	VU(100%)	11	W(100%)
<i>Phreatia paleata</i>	dried plants		0	0	0	1	0	NE	CITES suspension (SB(2019)); No commercial trade	VU(100%)	8	W(100%)
<i>Pinalia spicata</i>	seeds		0	0	1	0	0	NE	No commercial trade	MM(100%)	7	W(100%)
<i>Platylepis grandiflora</i>	dried plants		2	0	0	5	0	LC (?) (2016)	First reported in trade since last RST selection; No commercial trade	VU(100%)	3	W(100%)
<i>Pleione</i> spp.	dried plants		7	0	0	0	0	-	No commercial trade	MY(100%)		W(100%)
<i>Pleurothallis</i> spp.	roots		0	0	0	0	1.4	-	No commercial trade	CO(100%)		W(100%)

Taxon	Term	Unit	2017	2018	2019	2020	2021	IUCN status	Contextual information	Exporters	Range States	% trade by source
<i>Plocoglottis</i> spp.	dried plants		0	0	2	0	0	-	No commercial trade	PH(100%)		W(100%)
	leaves		0	0	1	0	0					
<i>Podochilus</i> spp.	dried plants		2	0	0	8	0	-	No commercial trade	PH(80%), MY(20%)		W(100%)
<i>Polystachya adansoniae</i>	live		0	0	3	0	0	NE	CITES suspension (ST(2016-2017,2022-present)); No commercial trade	CM*(100%)	2	W(100%)
<i>Polystachya affinis</i>	live		0	0	3	0	0	NE	No commercial trade	CM*(100%)		W(100%)
<i>Polystachya foliosa</i>	roots		0	0	15	0	0	NE	No commercial trade	PA*(100%)		W(100%)
<i>Porpax</i> spp.	live		0	0	2	0	0	-	No commercial trade	CM(100%)		W(100%)
<i>Prosthechea aemula</i>	roots		0	3	15	0	0	NE	First reported in trade since last RST selection; No commercial trade	PA(100%)	11	W(100%)
<i>Prosthechea chacaoensis</i>	roots		0	0	15	0	0	NE	No commercial trade	PA(100%)	10	W(100%)
<i>Prosthechea pygmaea</i>	live		0	20	0	0	0	NE		JM(100%)	23	W(100%)
<i>Pseudovanilla</i> spp.	dried plants		12	0	0	0	0	-	First reported in trade since last RST selection; No commercial trade	VU(100%)		W(100%)
<i>Pterichis</i> spp.	roots		0	0	0	0	2.3	-	No commercial trade	CO(100%)		W(100%)

Taxon	Term	Unit	2017	2018	2019	2020	2021	IUCN status	Contextual information	Exporters	Range States	% trade by source
<i>Renanthera bella</i>	live		1	0	0	0	0	NE	No commercial trade	MY(100%)	1	W(100%)
<i>Rhynchosstylis gigantea</i>	seeds		0	0	1	0	0	NE	No commercial trade	MM(100%)	10	W(100%)
<i>Rhynchosstylis retusa</i>	seeds		0	0	1	0	0	NE	No commercial trade	MM(100%)	15	W(100%)
<i>Sarcochilus hartmannii</i>	live		0	0	10	0	0	NE		ID*(100%)	1	-(100%)
<i>Sarcophyton</i> spp.	live		0	0	120	0	0	-		TO(98.3%),AU(1.7%)		W(100%)
<i>Satyrium</i> spp.	seeds	kg	0	<0.1	0	0	0	-	No commercial trade	MG(100%)		W(100%)
<i>Scaphyglottis behrii</i>	roots		0	0	15	0	0	NE	No commercial trade	PA*(100%)		W(100%)
<i>Scaphyglottis prolifera</i>	dried plants		0	5	0	0	0	NE	No commercial trade	BR(100%)	17	W(100%)
	leaves		0	5	0	0	0					
<i>Schomburgkia</i> spp.	live		25	0	0	0	0	-		JM(100%)		W(100%)
<i>Sobennikoffia humbertiana</i>	live		1	0	0	0	0	NE		MG*(100%)		W(100%)
<i>Sobennikoffia robusta</i>	live		1	0	0	0	0	NE		MG(100%)	1	W(100%)
<i>Sobralia</i> spp.	roots		0	21	15	0	0	-	No commercial trade	PA(100%)		W(100%)
<i>Spathoglottis aurea</i>	dried plants		0	0	0	4	0	NE	No commercial trade	PH*(100%)	4	W(100%)
<i>Spathoglottis pacifica</i>	dried plants		2	0	0	0	0	NE	CITES suspension (SB(2019)); No commercial trade	VU(100%)	7	W(100%)
<i>Spathoglottis petri</i>	dried plants		12	0	0	0	0	LC (?) (2016)	First reported in trade since last RST selection; No commercial trade	VU(100%)	2	W(100%)

Taxon	Term	Unit	2017	2018	2019	2020	2021	IUCN status	Contextual information	Exporters	Range States	% trade by source
<i>Spathoglottis plicata</i>	live		0	0	20	0	0	NE	CITES suspension (SB(2019)); No commercial trade	ID(100%)	35	-(100%)
<i>Spathoglottis</i> spp.	dried plants		0	0	0	12	0	-	No commercial trade	PH(100%)		W(100%)
<i>Spiranthes sinensis</i>	extract		100	0	0	0	0	LC (→) (2011)	CITES suspension (AF(2013-present),SB(2019))	TW(100%)	33	W(100%)
<i>Stelis</i> spp.	roots		0	0	0	0	0.2	-	No commercial trade	CO(100%)		W(100%)
<i>Stichorkis gibbosa</i>	dried plants		3	0	0	3	0	NE	No commercial trade	VU(100%)	4	W(100%)
<i>Taeniophyllum</i> spp.	dried plants		0	0	0	4	0	-	No commercial trade	PH(100%)		W(100%)
<i>Tainia</i> spp.	dried plants		3	0	0	0	0	-	No commercial trade	MY(100%)		W(100%)
<i>Telipogon nervosus</i>	roots		0	0	0	0	1.5	NE	No commercial trade	CO*(100%)		W(100%)
<i>Thrixspermum centipeda</i>	leaves		0	0	0	31	0	NE	No commercial trade	LA(96.9%),M(3.1%)	12	W(100%)
	seeds		0	0	1	0	0					
<i>Thunia alba</i>	seeds		0	0	1	0	0	NE	No commercial trade	MM(100%)	10	W(100%)
<i>Trichocentrum lacerum</i>	roots		0	21	15	0	0	NE	No commercial trade	PA(100%)	1	W(100%)
<i>Trichocentrum undulatum</i>	live		20	0	0	0	0	NE		JM*(100%)		W(100%)
<i>Trichotisia</i> spp.	dried plants		0	0	0	4	0	-	No commercial trade	PH(100%)		W(100%)

Taxon	Term	Unit	2017	2018	2019	2020	2021	IUCN status	Contextual information	Exporters	Range States	% trade by source
<i>Trizeuxis falcata</i>	roots		0	0	15	0	0	NE	No commercial trade	PA*(100%)		W(100%)
<i>Tropidia</i> spp.	dried plants		0	0	1	0	0	-	No commercial trade	PH(100%)		W(100%)
	leaves		0	0	2	0	0					
<i>Vanda brunnea</i>	seeds		0	0	1	0	0	NE	No commercial trade	MM(100%)	5	W(100%)
<i>Vanda</i> spp.	live		0	3390	6156	0	0	-	No commercial trade	TH(95.9%),NL(4.1%)		-(100%)
	seeds		0	0	1	0	0					
<i>Vanda tricolor</i>	live		0	0	60	0	0	LC (?) (2009)		ID(100%)	4	-(100%)
<i>Vanilla claviculata</i>	live		25	20	0	0	0	NE		JM(100%)	6	W(100%)
<i>Vanilla hartii</i>	roots		0	0	10	0	0	EN (↓) (2017)	CITES suspension (DM(2018)); No commercial trade	CR(100%)	12	W(100%)
<i>Vanilla pompona</i>	roots		0	0	10	0	0	EN (↓) (2017)	No commercial trade	CR(100%)	19	W(100%)
<i>Vanilla siamensis</i>	live		0	0	0	2	0	NE	No commercial trade	TH(100%)	1	W(100%)
<i>Vanilla</i> spp.	live		3	2	0	0	0	-	No commercial trade	MG(60%),KH(40%)		W(100%)
<i>Vanilla trigonocarpa</i>	leaves		0	0	80	0	0	NE	No commercial trade	CR(100%)	2	W(100%)
	roots		0	0	10	0	0					
<i>Vrydagzynea vitiensis</i>	dried plants		0	0	0	3	0	NE	First reported in trade since last RST selection; No commercial trade	VU(100%)	5	W(100%)

Taxon	Term	Unit	2017	2018	2019	2020	2021	IUCN status	Contextual information	Exporters	Range States	% trade by source
<i>Xylobium foveatum</i>	roots		0	10	15	0	0	NE	No commercial trade	PA(100%)	17	W(100%)
<i>Zygopetalum</i> spp.	live		0	28	0	0	0	-	No commercial trade	NL(100%)		-(100%)
<b>Orobanchaceae</b>												
<i>Cistanche deserticola</i>	powder	kg	<0.1	0	0	0	0	NE	Selected in RST Post CoP14 (CN,MN); No commercial trade	CA*(100%)	2	U(100%)
<b>Palmae</b>												
<i>Ravenea rivularis</i>	live	kg	0	2002	0	0	0	VU (↓) (2017)	Selected in RST Post CoP14 (MG)	MG(100%)	1	W(100%)
	seeds	kg	2775	1850	2501	1000	1000					
<i>Voanioala gerardii</i>	seeds	kg	0.6	0	0	0	0	CR (↓) (2010)	Selected in RST Post CoP14 (MG); Zero quota published (MG(2017-2019)); No commercial trade	MG(100%)	1	W(100%)
<b>Pedaliaceae</b>												
<i>Uncarina stellulifera</i>	live		10	0	0	0	0	NT (↓) (2018)	Listed at CoP16	MG(100%)	1	W(100%)

Taxon	Term	Unit	2017	2018	2019	2020	2021	IUCN status	Contextual information	Exporters	Range States	% trade by source
<b>Primulaceae</b>												
<i>Cyclamen cilicium</i>	live		43482	155348	139319	98516	128435	NE		TR(100%)	1	W(100%)
<i>Cyclamen coum</i>	dried plants		0	0	1	0	0	NE		TR(99.6%),G E(0.4%)	11	W(100%)
	extract		0	0	490	0	0					
		l	355	0	0	0	0					
	live		276856	444542	351699	342056	499995					
<i>Cyclamen coum caucasicum</i>	extract	l	0	0	0	664.6	0	NE		GE*(100%)		W(100%)
	live		0	0	0	2500	4000					
<i>Cyclamen hederifolium</i>	live		194599	193479	200000	102618	128435	NE		TR(100%)	10	W(100%)
<i>Cyclamen persicum</i>	live		0	122	55	0	0	NE	No commercial trade	NL*(100%)	9	-(100%)
<i>Cyclamen purpurascens</i>	extract	kg	<0.1	<0.1	<0.1	<0.1	<0.1	LC (↓) (2014)		DE(100%)	11	W(100%)
<i>Cyclamen</i> spp.	live		13	0	0	0	0	-		ID(100%)		W(100%)
<b>Ranunculaceae</b>												
<i>Adonis vernalis</i>	extract	kg	0	0	0	0.7	0	NE		CH(100%)	13	W(6.7%); -(93.3%)
		l	0	0	0	<0.1	0					



Taxon	Term	Unit	2017	2018	2019	2020	2021	IUCN status	Contextual information	Exporters	Range States	% trade by source
<b>Rosaceae</b>												
<i>Prunus africana</i>	bark	kg	564373	438180	412347	514567	354567	VU (↓) (2020)	See <sup>16</sup>	CM(44.7%),U G(37.6%),CD( 17.7%)	22	W(89.8%); Y(10.2%)
<b>Santalaceae</b>												
<i>Osyris lanceolata</i>	chips	kg	1700	0	0	0	0	LC (?) (2017)	Listed at CoP16	SS*(41.1%),X X(31.6%),TZ( 15.2%),CD(6. 3%), UG(5.2%), BI(0.5%)	9	W(100%)
	extract	kg	0	25	0	0	0					
	logs	kg	60000	90000	100000	0	0					
	powder	kg	0	0	0	24000	24000					
	wood product	kg m <sup>3</sup>	0 0	0 0	16500 0	0 80	0 0					
<b>Thymelaeaceae</b>												
<i>Aquilaria crassna</i>	chips	kg	473.9	0	189.7	212	5	CR (↓) (2017)		VN(52.9%),T H(44.1%),MY *(3%)	4	W(93.5%); -(6.5%)
	derivatives	kg	0	0	0	0	450					
	powder	kg	0	0	0	0	10					
	veneer		0	93.3	0	0	0					

<sup>16</sup> Selected in RST Post CoP16 (CD,CM); Recommended quota (CD : 2019,2021 - 102000 kg dry bark (PC/SC);2022 - 396000 kg Dry bark (PC/SC);2023 - 396000 kg Dry bark, all sources (PC/SC)//CM : 2022 - 397860 kg Dry bark (PC/SC);2023 - 397860 kg (PC/SC)//MG : 2020,2021,2022 - 0 All (PC/SC);2023 - 0 (PC/SC)//UG : 2019 - 252567 kg dry bark (PC/SC);2020 - 252567 kg Dry bark (PC/SC)); Zero quota published (BI(2017),CM(2019,2021),KE(2017),MG(2017-2019),TZ(2019)); CITES suspension (GQ(2016-present),LS(2013-2017),ST(2016-2017,2022-present),TZ(2016-2019))

Taxon	Term	Unit	2017	2018	2019	2020	2021	IUCN status	Contextual information	Exporters	Range States	% trade by source
<i>Aquilaria filaria</i>	chips		23637	1500	1850	0	0	VU (↓) (2018)		ID(92.9%),PG (7.1%)	4	W(100%)
		kg	419231	727560.4	492600.8	456056	437525					
	derivatives	kg	0	0	2480	6217	0					
	logs		4000	0	0	0	0					
		kg	11259	0	9000	10012	11940					
	powder		136789	0	0	0	0					
		kg	164611	356513	286102	124496	85836					
timber		2620	0	0	0	0						
	kg	42800	8988	34053	14804	28597						
<i>Aquilaria malaccensis</i>	Chips		1950	2500	30528	64880	0	CR (↓) (2018)		ID(85%), MY(9.7%),SG (2.7%), TH(1.7%), IN(0.9%)	10	W(98.8%);U (1%); -(0.2%)
		kg	111925.8	99615.2	123606.7	98116	103439					
	derivatives	kg	0	0	0	866	0					
	Logs	kg	2630	64	72.5	0	207					
	powder	kg	3000	4500	3000	0	9500					
	sawn wood	kg	0	10	0	0	0					
	timber	kg	1600	0	7288	250	1650					
<i>Aquilaria microcarpa</i>	logs	kg	0	2	0	0	0	EN (↓) (2018)		MY(100%)	2	W(100%)
	wood product	kg	0	2	0	0	0					
<i>Aquilaria</i> spp.	carvings		0	280	308	0	0	-		MY(98.8%),ID (0.9%), BN(0.3%)		W(95.9%);U (4.1%)
	chips	kg	83015.1	62981.7	30943.6	9871.2	0					
		m <sup>3</sup>	780	0	0	0	0					
	powder	kg	10500.0	0	3001.3	0	0					
	timber	kg	0	0	25	0	0					
	wood product	m <sup>3</sup>	200	0	0	0	0					

Taxon	Term	Unit	2017	2018	2019	2020	2021	IUCN status	Contextual information	Exporters	Range States	% trade by source
<i>Gonystylus bancanus</i>	sawn wood	m <sup>3</sup>	62.2	0	0	0	0	CR (↓) (2018)		MY(100%)	3	W(100%)
	timber	m <sup>3</sup>	32.9	19.4	0	0	0					
	veneer	m <sup>3</sup>	0	8.5	0	0	0					
	wood product	0	0	7.7	0	0	0					
<i>Gonystylus macrophyllus</i>	logs	m <sup>3</sup>	0	1044.5	0	0	0	LC (↓) (2018)	First reported in trade since last RST selection; CITES suspension (SB(2019))	SB(100%)	7	W(100%)
<i>Gonystylus</i> spp.	carvings		0	5	0	0	0	-		MY(99.9%),A U(0.1%)		W(100%)
	dried plants		0	0	0	4	0					
	logs	m <sup>3</sup>	0	6.8	0	0	0					
	sawn wood	m <sup>3</sup>	1231.2	800.2	2285.8	743.8	494.3					
	timber	m <sup>3</sup>	1281.3	834.0	41.0	0	20.1					
	wood product	kg	15.6	0	0	0	0					
		m <sup>3</sup>	893.5	598.9	67.8	43.9	0					
<i>Gyrinops caudata</i>	chips	kg	4225	804	1.2	0	0	VU (↓) (2021)		PG(100%)	2	W(100%)
<i>Gyrinops</i> spp.	chips	kg	6607	3695.5	1335	2150	54375	-		ID(97.5%),PG (2.5%)		W(100%)
	powder	kg	0	0	0	3500	0					
		kg	0	0	0	156016	293079					
	timber	kg	653	942.5	368	0	0					
<i>Gyrinops versteegii</i>	chips	kg	0	0	3825	73718	42375	NE		ID(100%)	1	W(100%)
	derivatives	kg	0	0	0	600	0					
	logs	kg	0	0	0	1000	1750					
	powder	kg	0	0	0	1000	0					
	timber	kg	0	0	0	1750	0					

Taxon	Term	Unit	2017	2018	2019	2020	2021	IUCN status	Contextual information	Exporters	Range States	% trade by source
<b>Valerianaceae</b>												
<i>Nardostachys grandiflora</i>	derivatives	kg	276297	0	0	0	0	CR (↓) (2020)	Selected in RST Post CoP16 (NP); Recommended quota (NP : 2020 - 382700 kg rhizomes (PC/SC))	NP(99.1%),C N(0.8%), BT(0.1%)	4	W(100%)
	roots	kg	0	500	4000	0	217141					
<b>Vitaceae</b>												
<i>Cyphostemma elephantopus</i>	leaves		0	0	0	40	0	NE		MG(100%)	1	W(100%)
	live		0	0	0	40	0					
<i>Cyphostemma laza</i>	leaves		0	0	0	10	0	NT (↓) (2020)	Listed at CoP16	MG(100%)	1	W(100%)
<i>Cyphostemma montagnacii</i>	leaves		0	0	0	50	0	NE		MG(100%)	1	W(100%)
	live		10	0	0	0	0					
<b>Welwitschiaceae</b>												
Welwitschiaceae spp.	leaves		0	0	0	0	31	-	No commercial trade	NA(100%)		W(100%)
<b>Zamiaceae</b>												
<i>Macrozamia moorei</i>	live		456	521	575	390	133	NT (↓) (2020)		AU(100%)	1	W(100%)
<i>Zamia angustifolia</i>	dried plants		27	0	0	0	0	VU (↓) (2020)	No commercial trade	CU(100%)	2	W(100%)
	leaves		30	0	0	0	0					
	live		100	0	0	0	0					
	seeds		150	0	0	0	0					
<i>Zamia erosa</i>	live		20	0	0	0	0	VU (↓) (2020)	No commercial trade	CU(100%)	4	W(100%)
	seeds		30	0	0	0	0					

Taxon	Term	Unit	2017	2018	2019	2020	2021	IUCN status	Contextual information	Exporters	Range States	% trade by source
<i>Zamia integrifolia</i>	dried plants		30	0	0	0	0	NT (↓) (2020)	No commercial trade	CU(100%)	4	W(100%)
	leaves		30	0	0	0	0					
	live		30	0	0	0	0					
	seeds		70	0	0	0	0					
<i>Zamia meermanii</i>	dried plants		0	0	0	1	0	EN (↓) (2020)	First reported in trade since last RST selection; No commercial trade	BZ(100%)	1	W(100%)
<i>Zamia pumila</i>	dried plants		20	0	0	0	0	VU (↓) (2020)	No commercial trade	CU(100%)	3	W(100%)
	leaves		20	0	0	0	0					
	live		60	0	0	0	0					
	seeds		70	0	0	0	0					
<i>Zamia pygmaea</i>	dried plants		18	0	0	0	0	EN (↓) (2020)	No commercial trade	CU(100%)	1	W(100%)
	leaves		2	0	0	0	0					
	live		20	0	0	0	0					
	seeds		30	0	0	0	0					
Zamiaceae spp.	live		0	120	0	0	0	-		AU(66.7%),US(33.3%)		W(66.7%);U(33.3%)

Taxon	Term	Unit	2017	2018	2019	2020	2021	IUCN status	Contextual information	Exporters	Range States	% trade by source
<b>Zygophyllaceae</b>												
<i>Bulnesia sarmientoi</i>	carvings		0	0	82	0	0	EN (↓) (2017)	Selected in RST Post CoP16 (AR,PY); Recommended quota (PY : 2020 - 1400000 kg wood (PC/SC);2020 - 250000 kg extract (PC/SC);2022,2023 - 1600000 kg Wood (PC/SC);2022,2023 - 270000 kg Extract (PC/SC))	AR(66.2%),P Y(33.8%)	4	W(100%)
		kg	0	0	0	0	22700					
		m <sup>2</sup>	0	9.9	0	0	0					
	chips	kg	0	0	24330	24850	0					
	extract	kg	245500.1	284268.3	235548.6	262350.7	19913.2					
		l	0	0.6	0	0	0					
	logs	kg	2710363	1227218	1194275	1987320	2268000					
		m <sup>3</sup>	54124.7	570.9	514.6	1395.8	240.6					
	sawn wood	kg	105530	104148	112000	208320	0					
		m <sup>2</sup>	3	0	0	0	0					
		m <sup>3</sup>	430.4	591.5	455.2	634.6	318.2					
	timber	kg	97356.3	0	1733650	0	0					
		m <sup>3</sup>	0	481.3	697.4	430.5	0					
wood product	kg	76431	107955	18900	60771	0						
	m <sup>3</sup>	7.3	0	0	0	0						
<i>Guaicum officinale</i>	carvings		0	0	0	1	0	EN (?) (2017)	CITES suspension (DM(2018),GD(2016-present),VC(2018)); No commercial trade	GP(80%),FR* (20%)	22	W(80%); -(20%)
	wood product		0	0	4	0	0					
<i>Guaicum sanctum</i>	derivatives		0	0	2.0	0	0	NT (↓) (2016)		MX(99.4%),N I(0.6%)	14	W(100%)
	logs	m <sup>3</sup>	13.4	0	182.7	0	4.2					
	sawn wood	m <sup>3</sup>	88.8	16.8	49.0	54.7	30					
	timber	m <sup>3</sup>	0	106.8	21.4	42.5	0					

## Appendix 1: ISO codes and country and territory names

Code	Name
AD	Andorra
AE	United Arab Emirates
AF	Afghanistan
AG	Antigua and Barbuda
AI	Anguilla
AL	Albania
AM	Armenia
AO	Angola
AQ	Antarctica
AR	Argentina
AS	American Samoa
AT	Austria
AU	Australia
AW	Aruba
AX	Åland Islands
AZ	Azerbaijan
BA	Bosnia and Herzegovina
BB	Barbados
BD	Bangladesh
BE	Belgium
BF	Burkina Faso
BG	Bulgaria
BH	Bahrain
BI	Burundi
BJ	Benin
BL	Saint Barthélemy
BM	Bermuda
BN	Brunei Darussalam
BO	Bolivia, Plurinational State of
BQ	Bonaire, Sint Eustatius and Saba
BR	Brazil
BS	Bahamas
BT	Bhutan
BV	Bouvet Island
BW	Botswana

Code	Name
BY	Belarus
BZ	Belize
CA	Canada
CC	Cocos (Keeling) Islands
CD	Democratic Republic of the Congo
CF	Central African Republic
CG	Congo
CH	Switzerland
CI	Côte d'Ivoire
CK	Cook Islands
CL	Chile
CM	Cameroon
CN	China
CO	Colombia
CR	Costa Rica
CU	Cuba
CV	Cabo Verde
CW	Curaçao
CX	Christmas Island
CY	Cyprus
CZ	Czech Republic
DE	Germany
DJ	Djibouti
DK	Denmark
DM	Dominica
DO	Dominican Republic
DZ	Algeria
EC	Ecuador
EE	Estonia
EG	Egypt
EH	Western Sahara
ER	Eritrea
ES	Spain
ET	Ethiopia
FI	Finland

Code	Name
FJ	Fiji
FK	Falkland Islands (Malvinas) <sup>17</sup>
FM	Micronesia, Federated States of
FO	Faroe Islands
FR	France
GA	Gabon
GB	United Kingdom of Great Britain and Northern Ireland
GD	Grenada
GE	Georgia
GF	French Guiana
GG	Guernsey
GH	Ghana
GI	Gibraltar
GL	Greenland
GM	Gambia
GN	Guinea
GP	Guadeloupe
GQ	Equatorial Guinea
GR	Greece
GS	South Georgia and the South Sandwich Islands
GT	Guatemala
GU	Guam
GW	Guinea-Bissau
GY	Guyana
HK	Hong Kong, Special Administrative Region
HM	Heard Island and McDonald Islands
HN	Honduras
HR	Croatia
HT	Haiti
HU	Hungary
HS <sup>18</sup>	Introduction from the sea
ID	Indonesia
IE	Ireland
IL	Israel
IM	Isle of Man
IN	India
IQ	Iraq

Code	Name
IR	Iran, Islamic Republic of
IS	Iceland
IT	Italy
JE	Jersey
JM	Jamaica
JO	Jordan
JP	Japan
KE	Kenya
KG	Kyrgyzstan
KH	Cambodia
KI	Kiribati
KM	Comoros
KN	Saint Kitts and Nevis
KP	Democratic People's Republic of Korea
KR	Republic of Korea
KW	Kuwait
KY	Cayman Islands
KZ	Kazakhstan
LA	Lao People's Democratic Republic
LB	Lebanon
LC	Saint Lucia
LI	Liechtenstein
LK	Sri Lanka
LR	Liberia
LS	Lesotho
LT	Lithuania
LU	Luxembourg
LV	Latvia
LY	Libya
MA	Morocco
MC	Monaco
MD	Republic of Moldova
ME	Montenegro
MF	Saint Martin
MG	Madagascar
MH	Marshall Islands
MK	North Macedonia

<sup>17</sup> A dispute exists between the Governments of Argentina and the United Kingdom of Great Britain and Northern Ireland concerning sovereignty over the Falkland Islands (Islas Malvinas).

<sup>18</sup> Non-ISO code



Code	Name
ML	Mali
MM	Myanmar
MN	Mongolia
MO	Macao, Special Administrative Region
MP	Northern Mariana Islands
MQ	Martinique
MR	Mauritania
MS	Montserrat
MT	Malta
MU	Mauritius
MV	Maldives
MW	Malawi
MX	Mexico
MY	Malaysia
MZ	Mozambique
NA	Namibia
NC	New Caledonia
NE	Niger
NF	Norfolk Island
NG	Nigeria
NI	Nicaragua
NL	Netherlands
NO	Norway
NP	Nepal
NR	Nauru
NU	Niue
NZ	New Zealand
OM	Oman
PA	Panama
PE	Peru
PF	French Polynesia
PG	Papua New Guinea
PH	Philippines
PK	Pakistan
PL	Poland
PM	Saint Pierre and Miquelon
PN	Pitcairn
PR	Puerto Rico
PT	Portugal
PW	Palau

Code	Name
PY	Paraguay
QA	Qatar
RE	Réunion
RO	Romania
RS	Serbia
RU	Russian Federation
RW	Rwanda
SA	Saudi Arabia
SB	Solomon Islands
SC	Seychelles
SD	Sudan
SE	Sweden
SG	Singapore
SH	Saint Helena, Ascension and Tristan da Cunha
SI	Slovenia
SJ	Svalbard and Jan Mayen
SK	Slovakia
SL	Sierra Leone
SM	San Marino
SN	Senegal
SO	Somalia
SR	Suriname
SS	South Sudan
ST	Sao Tome and Principe
SV	El Salvador
SX	Sint Maarten
SY	Syrian Arab Republic
SZ	Eswatini
TC	Turks and Caicos Islands
TD	Chad
TF	French Southern Territories
TG	Togo
TH	Thailand
TJ	Tajikistan
TK	Tokelau
TL	Timor-Leste
TM	Turkmenistan
TN	Tunisia
TO	Tonga
TR	Türkiye

Code	Name
TT	Trinidad and Tobago
TV	Tuvalu
TW	Taiwan, Province of China
TZ	United Republic of Tanzania
UA	Ukraine
UG	Uganda
UM	United States Minor Outlying Islands
US	United States of America
UY	Uruguay
UZ	Uzbekistan
VA	Holy See
VC	Saint Vincent and the Grenadines
VE	Venezuela, Bolivarian Republic of
VG	Virgin Islands, British

Code	Name
VI	Virgin Islands, United States
VN	Viet Nam
VU	Vanuatu
WF	Wallis and Futuna Islands
WS	Samoa
XV <sup>19</sup>	Various
XX <sup>20</sup>	Unknown
YE	Yemen
YT	Mayotte
ZA	South Africa
ZM	Zambia
ZW	Zimbabwe

---

<sup>19</sup> Non-ISO code

<sup>20</sup> Non-ISO code

# Selection of species for inclusion in the *Review of Significant Trade* following CoP19

Extended analysis: Flora

---



## Selection of species for inclusion in the Review of Significant Trade following CoP19. Extended analysis: Flora

### Citation

CITES Secretariat and UNEP-WCMC. 2023. Selection of species for inclusion in the Review of Significant Trade following CoP19. Extended analysis: Flora. UNEP-WCMC, Cambridge.

### Published

April 2023

### Copyright

© 2023 Secretariat of the Convention on International Trade in Endangered Species of Wild Fauna and Flora (CITES)

### Cover photo

Forest71/Adobe Stock

### Authors

Katia Sanchez Ortiz, Katie Hunter, Aly Pavitt, Jessica Vitale, Ellie Webber, Claire McLardy and Ciara Stafford (UNEP-WCMC)

The findings, interpretations, and conclusions expressed herein are those of the author(s) and do not necessarily reflect the views of the CITES Secretariat, the United Nations Environment Programme, United Nations or the Parties to the Convention.

The designations employed and the presentation of material on any map in this work do not imply the expression of any opinion whatsoever on the part of the CITES Secretariat, the United Nations Environment Programme or the United Nations concerning the legal status of any country, territory, city or area or of its authorities, or concerning the delimitation of its frontiers or boundaries.

Links contained in the present publication are provided for the convenience of the reader and are correct at the time of issue. The CITES Secretariat takes no responsibility for the continued accuracy of that information or for the content of any external website.

## Contents

Overview.....	4
Methodology.....	5
Results .....	10
Appendix 1: ISO codes and country and territory names.....	29

## Overview

To comply with Stage 1 a) of Resolution Conf. 12.8 (Rev. CoP18) and the *Guidance regarding the selection of species/country combinations* outlined in Annex 2 of the Resolution, the UN Environment Programme World Conservation Monitoring Centre (UNEP-WCMC) has produced two outputs to assist the Plants Committee with their work in selecting species for inclusion in the Review of Significant Trade following CoP19:

- A **summary output**, which provides an overview of direct trade over the most recent five years (2017-2021) in wild-sourced and source unknown specimens of CITES-listed taxa, in addition to trade in specimens of plants that fulfil the definition for ‘assisted production’ in Resolution Conf. 11.11 (Rev. CoP18) and trade in specimens without a source specified (PC26 Doc. 16.5 Annex 1).
- An **extended analysis** (this document), which uses five criteria to identify taxa that show noteworthy patterns of trade.

Full details of the methodology for the extended analysis are provided from page 5; the results are provided in [Table 3](#) (page 10). Overall, 123 plant taxa met at least one of the five criteria for noteworthy patterns of trade; [Table 1](#) provides a breakdown of the number of taxa meeting each criterion by order.

**Table 1:** Overview of plant taxa meeting at least one of the five criteria for noteworthy trade.

Order	i) Endangered Species	ii) Sharp Increase (Global)	iii) Sharp Increase (Country)	iv) High Volume	v) High Volume (Globally Threatened)	Total no. unique taxa fulfilling any of the five criteria <sup>1</sup>
<b>Apiales</b>	0	0	0	1	0	1
<b>Arecales</b>	1	0	0	0	0	1
<b>Caryophyllales</b>	12	2	2	8	4	18
<b>Cyatheaales</b>	0	1	1	2	0	3
<b>Cycadales</b>	2	0	0	1	0	3
<b>Dipsacales</b>	1	0	0	1	1	1
<b>Ebenales</b>	1	0	0	0	0	1
<b>Euphorbiales</b>	9	1	2	3	2	12
<b>Fabales</b>	15	3	5	7	7	20
<b>Gentianales</b>	2	0	0	2	2	4
<b>Laurales</b>	1	1	1	1	1	1
<b>Liliales</b>	1	0	0	2	2	3
<b>Malvales</b>	1	0	0	0	0	1
<b>Myrtales</b>	4	1	2	2	2	6
<b>Nepenthales</b>	3	0	0	1	1	4
<b>Orchidales</b>	26	1	1	7	0	33
<b>Primulales</b>	0	1	1	1	0	2
<b>Rhamnales</b>	0	0	0	1	0	1
<b>Rosales</b>	0	0	0	1	1	1
<b>Santanales</b>	0	0	1	1	0	1
<b>Sapindales</b>	5	0	0	2	2	6

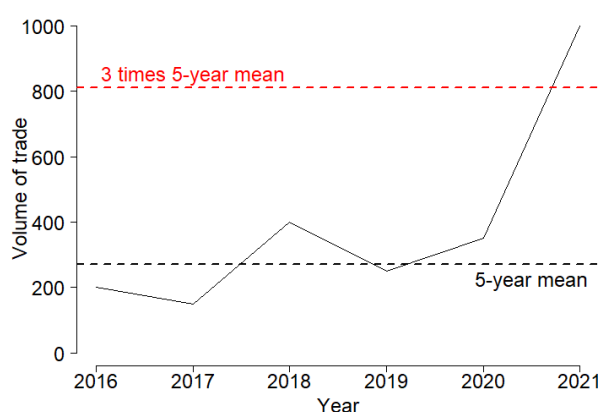
<sup>1</sup> Since a single taxon can meet more than one criterion, the total no. taxa may be lower than the sum of taxa for each group across the five criteria.

## Methodology

### Criteria to identify noteworthy patterns of trade

Taxa were considered to have noteworthy patterns of trade if they met any of the following five criteria: (i) Endangered Species, (ii) Sharp Increase (Global), (iii) Sharp Increase (Country), (iv) High Volume, or (v) High Volume (Globally Threatened). While criteria (i), (ii), (iv) and (v) apply to specific taxa, criterion (iii) applies to specific country/taxon combinations. The five criteria are defined below (a flow chart outlining how they are applied can also be found in [Figure 2](#)). All exports refer to gross exports<sup>2</sup>.

- (i) **Endangered Species:** Taxa met this criterion if they were categorized as Critically Endangered (CR) or Endangered (EN) according to the *IUCN Red List of Threatened Species* and if any trade was reported in the most recent five years (2017-2021).
- (ii) **Sharp Increase (Global):** Taxa met this criterion if the volume of direct exports in 2021 at the global level across all accepted terms (see [Table 2](#)) was more than three times the average trade volume of the preceding five years (2016-2020) (see [Figure 1](#) below). A minimum trade threshold was applied; taxa were excluded if they were traded in very low volumes, defined as (a) totalling less than 100 units over the 10 year period 2012-2021 or (b) average trade of less than 1 unit/year (if the taxon is CR, EN) or 20 units/year (any other IUCN classification or not assessed) in the most recent three years (2019-2021)).



**Figure 1** Application of the 'sharp increase' criterion (volume of trade = direct gross exports).

- (iii) **Sharp Increase (Country):** Taxon/country combinations met this criterion if the volume of direct exports across all accepted terms (see [Table 2](#)) in 2021 was more than three times the average trade volume of the preceding five years (2016-2020). A minimum trade threshold was applied; taxa were excluded if exports of that taxon/country combination occurred in very low volumes, defined as (a) totalling less than 100 units over the 10 year period 2012-2021 or (b) average trade of less than 1 unit/year (if the taxon is CR, EN) or 20 units/year (any other IUCN classification or not assessed) in the most recent three years (2019-2021)).
- (iv) **High Volume and (v) High Volume (Globally Threatened):** Taxa met criterion (iv) or (v) if the volume of exports across all accepted terms (see [Table 2](#)), based on average direct

<sup>2</sup> Quantities reported by the exporter and importer are compared and the largest quantity is taken. See [https://trade.cites.org/cites\\_trade\\_guidelines/en-CITES\\_Trade\\_Database\\_Guide.pdf](https://trade.cites.org/cites_trade_guidelines/en-CITES_Trade_Database_Guide.pdf)

exports 2019-2021, was in the top third of taxa within their order. Taxa were excluded if trade averaged less than 20 units/year for the three years 2019-2021, unless listed by the IUCN as Endangered or Critically Endangered, in which case they were only excluded if exports averaged less than 1 unit/year for the three year period. If the species in question was assessed by the IUCN as globally threatened<sup>3</sup>, Near Threatened or Data Deficient, average export volumes were adjusted by multiplying by 10 (see [Box 1](#)). If only 1-2 taxa within an order were represented, these were selected (provided that the threshold outlined above was met).

It should be noted that not all species have been assessed in the *IUCN Red List of Threatened Species*; trade volumes were not adjusted where species have not been assessed by the IUCN.

**Box 1** Determination of taxa meeting the High Volume and High Volume (Globally Threatened) criteria.

To illustrate the application of the High Volume and High Volume (Globally Threatened) criteria, we consider a sample order with nine species in trade (see table below). The three species whose trade volumes fell within the top third of the order would be selected. In the absence of any globally threatened species, species 1, 2 and 3 would meet the criteria for “High Volume”. However, as species 6 and 9 are globally threatened, the average export volumes for those species are adjusted by multiplying by 10. Based on the adjusted export volumes, the species with the highest export volumes were species 6, 1 and 2.

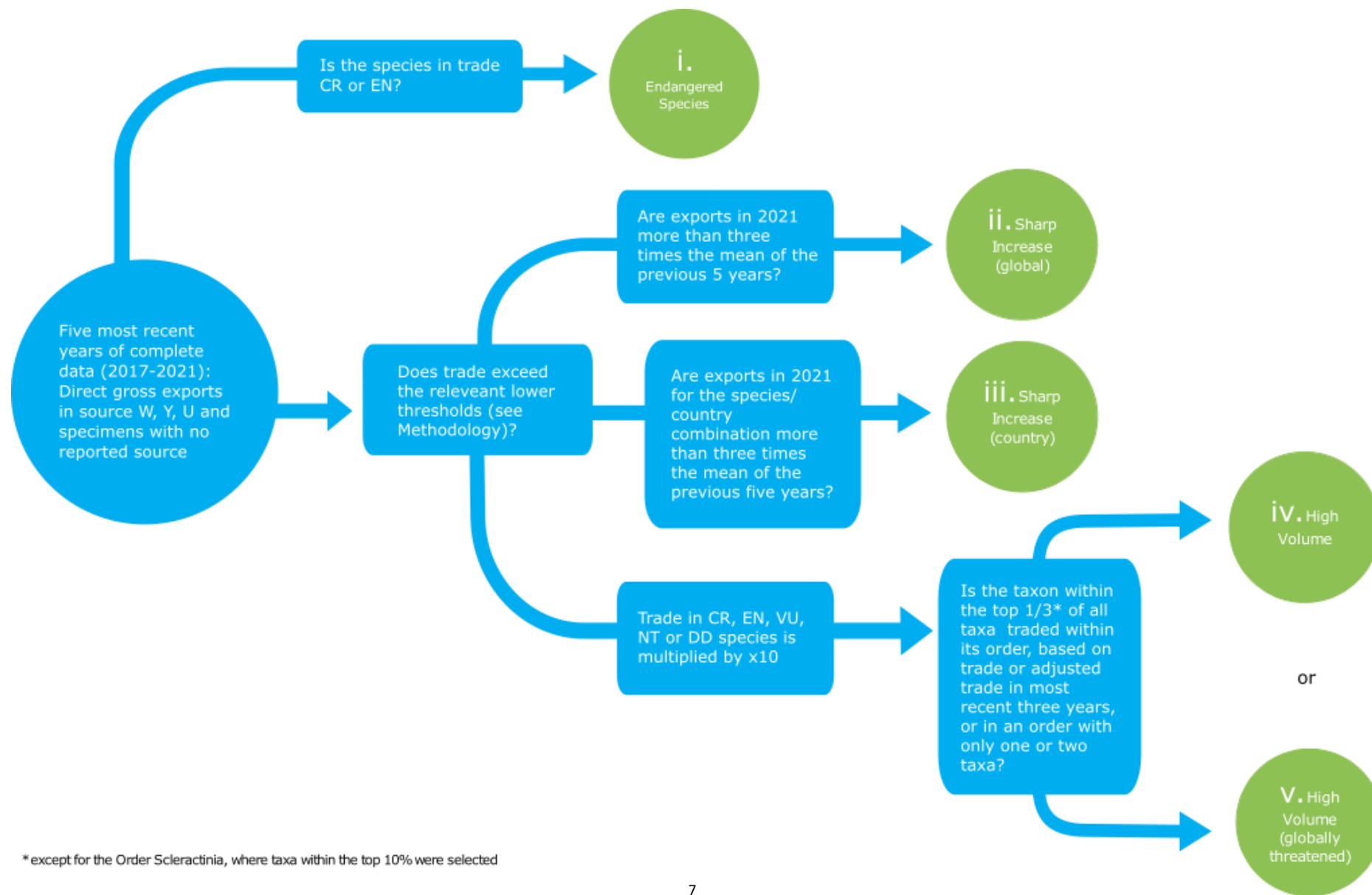
Species 1 and 2 would then be selected as “High Volume”, and species 6 would be selected as “High Volume (Globally Threatened)” because of its threat status. The species that would be selected are highlighted in grey in the table below.

Example Order	Average exports 2019-2021	Adjusted average exports 2019-2021	Globally threatened (CR, EN, VU, NT or DD)	Criterion met
Species 1	1000	1000	No	High Volume
Species 2	850	850	No	High Volume
Species 3	820	820	No	
Species 4	750	750	No	
Species 5	600	600	No	
Species 6 (VU)	200	<b>2000</b>	Yes	High Volume (Globally Threatened)
Species 7	55	55	No	
Species 8	3	3	No	
Species 9 (EN)	1	<b>10</b>	Yes	

<sup>3</sup> Defined as species classified in the IUCN Red List of Threatened Species as Critically Endangered, Endangered, and Vulnerable.



Figure 2 Flow chart for the methodology used to select taxa showing noteworthy patterns of trade for consideration in the RST.



## Data used in the extended analysis

Data used for the extended analysis (Table 2) were extracted from the CITES Trade Database ([trade.cites.org](https://trade.cites.org)) on 20<sup>th</sup> March 2023, and include all CITES Annual Reports received by UNEP-WCMC by 23<sup>rd</sup> February 2023.

Table 2: Data included in the extended analysis

	Data included
Distribution status	Trade data for all distribution statuses except for species-exporter combinations where the species has been introduced, according to Species+ <sup>4</sup>
CITES Trade Database report type	Gross exports; direct trade only (re-exports are excluded)
Appendix	Appendix II taxa and Appendix I taxa subject to reservation
Source codes <sup>5</sup>	Wild ('W'), specimens of plants that fulfil the definition for 'assisted production' in Resolution Conf. 11.11 (Rev. CoP18) ('Y'), unknown ('U') and no reported source ('-')
Purpose codes <sup>5</sup>	All
Terms <sup>6</sup>	bark, carvings, chips, cultures, derivatives, dried plants, extract, flowers, flower pots, fruit, furniture, kernel, leaves, live, logs, plywood, powder, roots, sawn wood, seeds, stems, timber, timber carvings, transformed wood, veneer, wax and wood products
Units of measure	Number (unit = blank or 'number of specimens'), kg, l, m, m <sup>2</sup> , m <sup>3</sup> . Where necessary, trade reported in other metrics was converted to one of these units, and trade that could not be equated to a standardised unit of measure (e.g. bags, bottles, boxes, flasks, etc.) was considered to be traded as 'number of specimens'.
Year range	Data for 2017-2021 is shown in the results tables <sup>7</sup> . Data from 2012-2021 is used in the analysis/selection process (see <i>Criteria to identify noteworthy patterns of trade</i> )
Additional information	<ul style="list-style-type: none"> <li>The global <b>conservation status</b> and <b>population trend</b> of the species as published in the IUCN Red List of Threatened Species<sup>8</sup> as well as the year of assessment.</li> <li>Whether the species/country combination was <b>subject to the Review of Significant Trade process</b> during any of the last four iterations (post CoP14, post CoP15, post CoP16 and post CoP17)<sup>9</sup>.</li> <li>Whether the taxon <b>was reported in trade for the first time</b> within the CITES Trade Database since the last Review of Significant Trade selection process (i.e. since 2017). Where possible, nomenclature changes have been accounted for; however, some taxa may be indicated as being in trade for the first time since the last selection process that were previously traded under a different taxonomic name.</li> </ul>

<sup>4</sup> [speciesplus.net](https://speciesplus.net)

<sup>5</sup> A full list and description of source and purpose codes is specified in [Res. Conf. 12.3 \(Rev. CoP19\)](#).

<sup>6</sup> A full list of 'terms' (i.e. descriptions of specimens in trade) traded is available in the CITES Trade Database interpretation guide, see: [https://trade.cites.org/cites\\_trade\\_guidelines/en-CITES\\_Trade\\_Database\\_Guide.pdf](https://trade.cites.org/cites_trade_guidelines/en-CITES_Trade_Database_Guide.pdf)

<sup>7</sup> Trade data for 2021 may appear lower than other years due to missing annual reports; annual reports for 2021 had been received from 58% of Parties at the time of analysis.

<sup>8</sup> [www.iucnredlist.org](https://www.iucnredlist.org) Data downloaded on 17<sup>th</sup> January 2023.

<sup>9</sup> No selection process took place following CoP18 due to disruption caused by the Covid-19 pandemic. The Plants Committee agreed to postpone the selection of new species/country combinations for review until the first regular meeting of the Committee after the 19th meeting of the Conference of the Parties (see PC25 SR).

	Data included
	<ul style="list-style-type: none"> <li>• Whether a species was <b>recently listed</b> at CoP16, CoP17 or CoP18 (no trade data are available for CoP19 listings)<sup>10</sup>.</li> <li>• A list of <b>countries with direct exports</b> in any of the most recent five years (2017-2021), whether they are a range State according to Species+ (with an asterisk * denoting non-range States), and the proportion of trade that their exports account for. Non-range States are defined as any States that are not listed as range States or where the population is considered Extinct according to Species+.</li> <li>• The <b>number of range States</b> according to Species+<sup>11</sup>.</li> <li>• Species that are subject to listing annotations relating to <b>zero quotas</b><sup>12</sup>, or where a <b>quota has been recommended</b> by the Plants Committee, Standing Committee or Conference of the Parties for any year since 2017, or where a country has published a <b>voluntary zero export quota</b> for any year since 2017<sup>13</sup>.</li> <li>• Species/country combinations subject to Standing Committee <b>recommendations to suspend trade</b> in any year since 2017<sup>14</sup>. If a taxon/country combination was subject to one or more long-standing suspensions extending into 2017, the date when the suspension was put in place is reflected. It should be noted that a suspension may not necessarily have been in place for the whole year shown.</li> <li>• Whether all trade in the taxon between 2017-2021 was reported as <b>non-commercial</b>, where non-commercial trade is defined as trade reported with any purpose code other than T.</li> <li>• The proportion of the trade in each taxon reported in each source code.</li> </ul>

<sup>10</sup> Not shown for trade reported at the genus level or higher.

<sup>11</sup> Not shown for trade reported at the genus level or higher.

<sup>12</sup> The annotation text in full is available in the Excel document accompanying the summary output.

<sup>13</sup> Not shown for trade reported at the genus level or higher. Data downloaded from Species+ on 31<sup>st</sup> March 2023.

<sup>14</sup> Current as of 23<sup>rd</sup> March 2023.

## Results

### Key to Table 3

**Taxon:** Taxa should be assumed to be Appendix II unless otherwise indicated. For Appendix I species that are subject to a reservation, this is indicated as “(Res. I)” with the countries concerned listed.

**Unit:** Trade in the unit ‘blank’ includes trade data reported with the unit code ‘NAR’ (number of specimens) or where the unit column has been left blank.

**Trade summaries:** Quantities are in gross exports and rounded to the nearest decimal place, where applicable. ‘0’ indicates no trade, ‘-’ indicates that the species had not yet been listed in the Appendices.

**Selection criteria met:** The number of criteria met is given in brackets, e.g. “(2)”; if taxa meet 2 or more criteria this is indicated in bold.

**IUCN status:** DD = Data Deficient, NE = Not Evaluated, LC = Least Concern, NT = Near Threatened, VU = Vulnerable, EN = Endangered, CR = Critically Endangered.

**IUCN population trends** in brackets: (→) = stable population trend, (↓) = decreasing population trend, (↑) = increasing population trend, (?) = unknown population trend.

**IUCN year of assessment:** in brackets, where applicable e.g. (2011).

**Exporters and Contextual information:** For country and territory names see Appendix 1. An asterisk \* denotes a non-range State as defined in Table 2. **No commercial trade = no trade between 2017-2021 reported with purpose code T; trade may have occurred under different purpose codes.** Percentages are correct to 1 decimal place, exporters accounting for <0.1% of total trade are not reported. Please refer to the information document accompanying the summary output for flora for full details of the text of any annotation relating to zero quotas, the text of any recommended quotas or voluntary published zero quotas, and the text of any suspensions.

**Range States:** the number of range States according to Species+.

**% trade by Source:** W = Wild, Y = specimens that fulfil the definition for ‘assisted production’ in Resolution Conf. 11.11 (Rev. CoP18), U = Unknown, - = Not reported. Percentages are correct to 1 decimal place, sources accounting for <0.01% of total trade are not included.

**Table 3: Flora taxa that meet any of the five criteria for noteworthy trade.** Data extracted from the CITES Trade Database 20<sup>th</sup> March 2023. See Key on p. 10. RS = range States.

Taxon	Term	Unit	2017	2018	2019	2020	2021	Selection criteria met	IUCN status	Exporters	RS	Contextual information	% trade by source
<b>Amaryllidaceae</b>													
<i>Galanthus elwesii</i>	live		2391967	2505208	3000000	2500000	2499977	(1) High volume (GT)	DD (↓) (2011)	TR(100%)	6	Selected in RST Post CoP16 (TR)	W(100%)
<i>Galanthus woronowii</i>	live		17684130	16914890	4000000	11240367	29476147	(1) High volume (GT)	VU (?) (2011)	GE(82%), TR(18%)	3		W(73.8%); Y(26.2%)
<b>Anacardiaceae</b>													
<i>Operculicarya hyphaenoides</i>	live		114	0	0	130	0	(1) Endangered species	EN (↓) (2015)	MG(100%)	1	Zero quota published (MG(2019))	W(100%)
<i>Operculicarya pachypus</i>	live		345	0	0	1576	0	(1) Endangered species	EN (↓) (2015)	MG(100%)	1	Zero quota published (MG(2019))	W(100%)
<b>Apocynaceae</b>													
<i>Pachypodium brevicaule</i>	leaves		0	0	0	325	0	(1) High volume (GT)	VU (↓) (2015)	MG(100%)	1	Zero quota published (MG(2019))	W(100%)
<i>Pachypodium eburneum</i>	leaves		0	0	0	260	0	(1) Endangered species	CR (↓) (2015)	MG(100%)	1	Zero quota published (MG(2019))	W(100%)
<i>Pachypodium inopinatum</i>	leaves		0	0	0	100	0	(1) Endangered species	CR (↓) (2015)	MG(100%)	1	Zero quota published (MG(2019))	W(100%)
<i>Pachypodium rosulatum</i>	leaves		0	0	0	4685	0	(1) High volume (GT)	VU (↓) (2019)	MG(100%)	1	Zero quota published (MG(2019))	W(99.2%); -(0.8%)
<b>Araliaceae</b>													
<i>Panax quinquefolius</i>	roots		0	0	14	4	0	(1) High volume	NE	US(100%)	2		W(100%)
		kg	25014	14207.9	13889.7	14016	12117.5						
<b>Cactaceae</b>													
<i>Corryocactus brevistylus</i>	stems		0	0	1700	0	2000	<b>(3) High volume; Sharp increase (global); Sharp increase (Peru)</b>	LC (→) (2011)	PE(100%)	2		W(100%)
<i>Cylindropuntia hystrix</i>	dried plants		0	2	0	0	0	(1) Endangered species	CR (?) (2011)	CU(100%)	1	First reported in trade since last RST selection; No commercial trade	W(100%)
<i>Dendrocereus nudiflorus</i>	dried plants		0	2	0	0	0	(1) Endangered species	EN (↓) (2011)	CU(100%)	1	No commercial trade	W(100%)
<i>Echinocactus grusonii</i>	live		20	347	614	0	0	<b>(2) Endangered species; High volume (GT)</b>	EN (↓) (2009)	NL*(97.9%), IR*(1.2%), TH*(0.9%)	1		-(100%)

Taxon	Term	Unit	2017	2018	2019	2020	2021	Selection criteria met	IUCN status	Exporters	RS	Contextual information	% trade by source
<i>Echinopsis chiloensis</i>	derivatives		65	0	0	0	0	(1) High volume	LC (→) (2011)	CL(100%)	1		W(100%)
	dried plants		0	0	0	0	280						
	stems		300	0	0	0	0						
	timber		600	0	0	0	770						
	wood product		340	1979	1230	880	2789						
<i>Eulychnia acida</i>	carvings		0	3000	0	0	0	(1) High volume	LC (→) (2011)	CL(100%)	1		W(100%)
	derivatives		10	0	0	0	0						
	extract	l	0	7.4	0	0	0						
	stems		250	900	650	0	650						
	timber		8293	350	0	500	7080						
	wood product		12140	71181	11470	28522	17295						
<i>Leptocereus arboreus</i>	dried plants		0	2	0	0	0	(1) Endangered species	EN (?) (2011)	CU(100%)	1	No commercial trade	W(100%)
<i>Leptocereus carinatus</i>	dried plants		0	2	0	0	0	(1) Endangered species	CR (?) (2011)	CU(100%)	1	First reported in trade since last RST selection; No commercial trade	W(100%)
<i>Leptocereus quadricostatus</i>	stems		0	0	0	0	1	(1) Endangered species	EN (↓) (2011)	VG(100%)	2	First reported in trade since last RST selection; No commercial trade	W(100%)
<i>Leptocereus scopulophilus</i>	dried plants		0	2	0	0	0	(1) Endangered species	CR (↓) (2011)	CU(100%)	1	First reported in trade since last RST selection; No commercial trade	W(100%)
<i>Leptocereus wrightii</i>	dried plants		0	2	0	0	0	(1) Endangered species	CR (?) (2011)	CU(100%)	1	No commercial trade	W(100%)
<i>Mammillaria hahniana</i>	live		0	22	626	0	0	(1) High volume (GT)	NT (↓) (2009)	NL*(98.1%), IR*(1.9%)	1		-(100%)
<i>Mammillaria laui</i>	live		0	0	630	0	0	<b>(2) Endangered species; High volume (GT)</b>	CR (↓) (2009)	NL*(100%)	1	No commercial trade	-(100%)
<i>Mammillaria pringlei</i>	live		0	0	544	0	0	(1) High volume (GT)	VU (↓) (2009)	NL*(100%)	1	No commercial trade	-(100%)
<i>Mammillaria</i> spp.	live		0	389	1109	96	3000	<b>(3) High volume; Sharp increase (global); Sharp increase (China)</b>	-	CN(65.3%), NL(34.4%), IR(0.3%)			W(65.3%); U(2.1%); -(32.6%)
<i>Melocactus matanzanus</i>	dried plants		0	3	0	0	0	(1) Endangered species	EN (?) (2011)	CU(100%)	1	No commercial trade	W(100%)

Taxon	Term	Unit	2017	2018	2019	2020	2021	Selection criteria met	IUCN status	Exporters	RS	Contextual information	% trade by source
<i>Parodia leninghausii</i>	live		0	11	0	0	0	(1) Endangered species	EN (↓) (2010)	TH*(100%)	3	No commercial trade	-(100%)
<b>Cyatheaceae</b>													
<i>Alsophila gigantea</i>	derivatives	kg	0	0	19698	4698	0	(1) High volume	NE	VN(100%)	11	First reported in trade since last RST selection	W(100%)
<i>Cyathea</i> spp.	carvings		0	0	0	1	1	<b>(2) Sharp increase (global); Sharp increase (Indonesia)</b>	-	ID(99.6%), VU(0.1%), MY(0.1%), PH(0.1%)			W(100%)
	dried plants		8	0	0	7	0						
		kg	0	0.5	0	0	0						
	extract	kg	0	<0.1	0	0	0						
	live		1	0	0	0	0						
	wood product	kg	0	0	0	0	5530						
<i>Sphaeropteris glauca</i>	chips	kg	0	0	0	1000	0	(1) High volume	LC (→) (2018)	ID(96.6%), VN*(3.4%)	5		W(100%)
	derivatives	kg	0	0	10000	0	0						
	dried plants		0	0	0	8	0						
	sawn wood	kg	0	2280	0	0	2538						
	timber	kg	0	47000	0	79460	76980						
	wood product		72200	0	0	0	0						
<b>Cycadaceae</b>													
<i>Cycas revoluta</i>	leaves		400	0	0	0	0	(1) High volume	LC (→) (2009)	HN*(99.9%)	2		W(0.1%); -(99.9%)
		m <sup>3</sup>	22.1	0	0	0	0						
	live		688414	252022	256785	0	0						
		kg	149061	192316	518719	0	0						
<b>Didiereaceae</b>													
<i>Alluaudia montagnacii</i>	leaves		0	0	0	30	0	(1) Endangered species	EN (↓) (2018)	MG(100%)	1		W(100%)
<b>Droseraceae</b>													
<i>Dionaea muscipula</i>	live		21	54	122	0	0	(1) High volume (GT)	VU (?) (2000)	NL*(100%)	1		-(100%)
<b>Ebenaceae</b>													
<i>Diospyros mcphersonii</i>	sawn wood	m <sup>3</sup>	2.1	0	0	0	0	(1) Endangered species	EN (↓) (2018)	CM*(100%)	1	First reported in trade since last RST selection; Zero quota published (MG(2017)); CITES suspension (MG(2016-present))	W(100%)

Taxon	Term	Unit	2017	2018	2019	2020	2021	Selection criteria met	IUCN status	Exporters	RS	Contextual information	% trade by source
<b>Euphorbiaceae</b>													
<i>Euphorbia ankarensis</i>	leaves		0	0	0	30	0	(1) Endangered species	EN (?) (2004)	MG(100%)	1	Zero quota published (MG(2019))	W(100%)
<i>Euphorbia antisiphilitica</i>	extract		0	144573	0	0	0	<b>(2) High volume; Sharp increase (United States of America)</b>	NE	MX(99.8%), US(0.2%)	2		W(100%)
		kg	0	68058.6	3200	0	30000.5						
		l	0	0	60	100	0						
	live	kg	3	5	0	0	11000						
	wax	kg	1677646.1	1857203.6	1148508.3	484062	645007.8						
<i>Euphorbia bongolavensis</i>	leaves		0	0	0	20	0	(1) Endangered species	EN (↓) (2018)	MG(100%)	1		W(100%)
<i>Euphorbia guillauminiana</i>	leaves		0	0	0	315	0	(2) Endangered species; High volume (GT)	EN (?) (2004)	MG(100%)	1	Zero quota published (MG(2019))	W(100%)
	live		10	0	0	0	0						
<i>Euphorbia hedyotoides</i>	live		10	0	0	0	0	(1) Endangered species	EN (?) (2004)	MG(100%)	1	Zero quota published (MG(2019))	W(100%)
<i>Euphorbia kondoi</i>	live		20	0	0	0	0	(1) Endangered species	CR (?) (2004)	MG(100%)	1	Zero quota published (MG(2019))	W(100%)
<i>Euphorbia labatii</i>	leaves		0	0	0	210	0	(1) Endangered species	CR (?) (2004)	MG(100%)	1	Zero quota published (MG(2019))	W(100%)
	live		110	0	0	0	0						
<i>Euphorbia neohumbertii</i>	live		10	0	0	0	0	(1) Endangered species	EN (?) (2004)	MG(100%)	1	Zero quota published (MG(2019))	W(100%)
<i>Euphorbia pachypodioides</i>	leaves		0	0	0	100	0	(1) Endangered species	CR (?) (2004)	MG(100%)	1	Selected in RST Post CoP14 (MG); Zero quota published (MG(2018-2019))	W(100%)
<i>Euphorbia poissonii</i>	extract	l	0	52	0	0	150	<b>(2) Sharp increase (global); Sharp increase (Ghana)</b>	NE	GH(100%)	5		W(100%)
<i>Euphorbia primulifolia</i>	leaves		0	0	0	570	0	(1) High volume (GT)	VU (?) (2004)	MG(100%)	1	Selected in RST Post CoP14 (MG)	W(100%)
	live		335	0	0	0	0						
<i>Euphorbia razafindratsirae</i>	leaves		0	0	0	35	0	(1) Endangered species	CR (?) (2004)	MG(100%)	1	Zero quota published (MG(2019))	W(100%)



Taxon	Term	Unit	2017	2018	2019	2020	2021	Selection criteria met	IUCN status	Exporters	RS	Contextual information	% trade by source
<b>Lauraceae</b>													
<i>Aniba rosaeodora</i>	chips	kg	0	0	0	250	0	<b>(4) Endangered species; High volume (GT); Sharp increase (global); Sharp increase (Peru)</b>	EN (↓) (2020)	PE(100%)	8	First reported in trade since last RST selection	Y(100%)
	extract	kg	0	0	0	0	677.9						
		l	0	0	0	0	30						
<b>Leguminosae</b>													
<i>Dalbergia calderonii</i>	logs	m <sup>3</sup>	0	0	13.8	0	0	(1) Endangered species	CR (↓) (2019)	SV(100%)	5	Listed at CoP17	W(100%)
<i>Dalbergia cochinchinensis</i>	carvings		2	0	0	0	0	(1) Endangered species	CR (↓) (2020)	LA(65.1%), VN(23.7%), TH(10.8%), GB*(0.5%)	4	Listed at CoP16; Selected in RST Post CoP17 (KH,LA,VN); Recommended quota (LA : 2022-2023 [genus-level] 0 Artificially propagated, wild and specimens of plants that fulfil the definition of 'assisted production' (source Y) (PC/SC)); Zero quota published (VN(2022-2023)); CITES suspension (LA(2015-present))	W(99.3%); -(0.7%)
	leaves		0	0	0	162	0						
	logs		150	0	0	6.3	0						
	sawn wood		1	0	0	0	0						
		m <sup>3</sup>	12	0	0	0	0						
	timber	m <sup>3</sup>	0	0	0	97.2	0						
wood product	m <sup>3</sup>	6	0	0	0	0							
<i>Dalbergia congestiflora</i>	logs	m <sup>3</sup>	0	0	0	0	55.8	<b>(3) Endangered species; Sharp increase (global); Sharp increase (Mexico)</b>	EN (↓) (2019)	MX(100%)	2	Listed at CoP17	W(100%)
	sawn wood	m <sup>3</sup>	85.1	0	0	0	0						
<i>Dalbergia granadillo</i>	logs	m <sup>3</sup>	16.1	71	0	255.4	1363.1	<b>(3) Endangered species; Sharp increase (global); Sharp increase (Mexico)</b>	CR (↓) (2019)	MX(100%)	4	Listed at CoP16	W(100%)
	sawn wood	m <sup>3</sup>	261	0	348	0	0						
	timber	m <sup>3</sup>	0	93.3	0	0	0						

Taxon	Term	Unit	2017	2018	2019	2020	2021	Selection criteria met	IUCN status	Exporters	RS	Contextual information	% trade by source
<i>Dalbergia latifolia</i>	carvings		4033	19130	1524	2115	12160	(1) High volume (GT)	VU (↓) (2020)	IN(97.9%), CH*(1.8%), CN*(0.2%), US*(0.1%)	3	Listed at CoP17	W(85%); U(0.1%); -(14.9%)
		m <sup>3</sup>	0	0	0	17.6	0						
	logs	kg	0	20	0	0	82300						
		m <sup>3</sup>	0	0	20	75.9	696.3						
	plywood	m <sup>3</sup>	1872.5	0	0	0	0						
	sawn wood	m <sup>3</sup>	87.7	9.6	0	26.1	49.3						
			60000	1862	0	0	0						
		kg	10885	21875	0	0	0						
		m <sup>2</sup>	13597.3	0	0	5657	0						
	veneer	m <sup>3</sup>	109.6	0	10	43.4	101						
			80821	16011	38247	1060	0						
		kg	13218	5410	11248.4	0	4235.3						
		m <sup>3</sup>	10.1	0	<0.1	0	0.9						
<i>Dalbergia melanoxylon</i>	carvings		14	364	661	1	0	(2) High volume (GT); Sharp increase (Kenya) <sup>15</sup>	NT (↓) (2020)	MZ(91.3%), TZ(7.9%), UG(0.7%)	27	Listed at CoP17	W(99.7%); -(0.3%)
		kg	104	157	1357	5788	476						
	logs	kg	60	0	0	805	0						
		m <sup>3</sup>	6514.7	21119.7	10231.7	7673.5	1736.5						
	sawn wood		0	8700	0	475	0						
		kg	44400	626	107080	0	0						
	m <sup>3</sup>	45	2675.9	2986.5	1042.9	850.8							
			326166	2164480.9	959987	477996.3	670						
	timber	kg	870500	44400	0	0	8763.9						
		m <sup>3</sup>	11	0	5.4	34472	35244.5						
	wood product		23	148712	58740	0	54						
		kg	800	240	0	0	5040						
		m <sup>3</sup>	2	0	151.2	0	0						

<sup>15</sup> Kenya comprised 0.01% of exports and showed a sharp increase in exports of *D. melanoxylon* carvings from a mean average of 20.8 kg 2016-2020 to 476 kg in 2021.

Taxon	Term	Unit	2017	2018	2019	2020	2021	Selection criteria met	IUCN status	Exporters	RS	Contextual information	% trade by source
<i>Dalbergia oliveri</i>	dried plants	kg	2.2	0	0	0	0	(1) Endangered species	CR (↓) (2020)	LA(100%)	7	Listed at CoP17; Recommended quota (LA : 2022-2023 [genus-level] 0 Artificially propagated, wild and specimens of plants that fulfil the definition of 'assisted production' (source Y) (PC/SC)); Zero quota published (VN(2022-2023)); CITES suspension (LA(2018- present))	W(100%)
	leaves		0	0	0	13	0						
	live		0	3	0	0	0						
	logs	m <sup>3</sup>	2832.5	1570.6	408.8	0	53.1						
	roots	m <sup>3</sup>	221.5	2465.6	0	0	0						
	sawn wood		1	0	0	0	0						
		kg	0	20	0	0	0						
		m <sup>3</sup>	13518.8	1028	140	0	0						
timber	m <sup>3</sup>	0	30	0	0	0							
wood product	m <sup>3</sup>	239.3	2066	2	0	0							
<i>Dalbergia parviflora</i>	chips	kg	0	0	0	0	157780	<b>(2) Sharp increase (global); Sharp increase (Indonesia)</b>	LC (?) (2010)	ID(100%)	7	Listed at CoP17; Recommended quota (LA : 2022-2023 [genus-level] 0 Artificially propagated, wild and specimens of plants that fulfil the definition of 'assisted production' (source Y) (PC/SC)); CITES suspension (LA(2018- present))	W(100%)
	timber	kg	0	0	0	28950	27825						
<i>Dalbergia retusa</i>	carvings		1	4	144	0	0	(1) Endangered species	CR (↓) (2019)	PA(49.8%), NI(49%), CR(1%), SV(0.1%)	9	Selected in RST Post CoP17 (NI,PA)	W(100%)
		m <sup>3</sup>	3	0	0	0	0						
	logs		120	0	0	0	0						
		kg	26070	0	0	0	0						
		m <sup>3</sup>	7591.1	32215.9	4574.8	2975.2	1979.3						
	sawn wood		47	0	0	47.4	0						
		kg	0	60.1	0	0	18.9						
		m <sup>3</sup>	1825.5	995.1	2144.2	2027.1	1507.3						
wood product	m <sup>3</sup>	0	1	0	0	0							
	m <sup>3</sup>	0	0	0.4	0	0							

Taxon	Term	Unit	2017	2018	2019	2020	2021	Selection criteria met	IUCN status	Exporters	RS	Contextual information	% trade by source
<i>Dalbergia stevensonii</i>	carvings		0	18	0	0	0	(1) Endangered species	CR (↓) (2019)	BZ(50.4%), GT(49.6%)	4		W(100%)
	logs	m <sup>3</sup>	62	108.4	63	19.5	61.8						
	sawn wood	m <sup>3</sup>	123	258.6	158.9	28.6	53.1						
	wood product		300	0	0	0	0						
<i>Dalbergia tucurensis</i>	logs	m <sup>3</sup>	416.6	1039.8	294.4	39.3	330.3	<b>(2) Endangered species; High volume (GT)</b>	EN (↓) (2019)	NI(96.6%), PA*(3.4%)	7	Listed at CoP16	W(100%)
	sawn wood	m <sup>3</sup>	553.1	218.4	24221.7	116	308.8						
<i>Guibourtia demeusei</i>	carvings		0	0	88	122	0	(1) High volume (GT)	NT (↓) (2020)	CF(41.4%), CM(26.6%), CG(22.5%), CD(6.6%), XX(2.7%), GA(0.2%)	6	Listed at CoP17	W(79.5%); -(20.5%)
		m <sup>3</sup>	0	0	0	0	200						
	logs		0	60.4	0	0	0						
		m <sup>3</sup>	2462.8	10850.3	5859.9	5300.7	2983.7						
	sawn wood	m <sup>3</sup>	557.6	104.4	2603.4	4871.1	3963.4						
	timber	m <sup>3</sup>	0	0	39.2	14.2	0						
	veneer	kg	0	0	1300	0	0						
wood product	m <sup>3</sup>	0	21	0	0	0							
<i>Guibourtia pellegriniana</i>	logs	m <sup>3</sup>	1433.1	188.1	0	0	0	(1) Endangered species	EN (↓) (2020)	CF*(100%)	4	Listed at CoP17	W(100%)
	sawn wood	m <sup>3</sup>	0	22.8	0	0	0						
<i>Guibourtia tessmannii</i>	carvings		0	4	0	40	0	<b>(2) Endangered species; High volume (GT)</b>	EN (↓) (2020)	GQ(77.1%), GA(10.2%), CM(9.7%), CG*(3%), CH*(0.1%)	4	Listed at CoP17	W(99.9%); -(0.1%)
	logs	m <sup>3</sup>	2054.4	680.1	3550.1	6396.1	2270.7						
	sawn wood	m <sup>3</sup>	4210	28430.4	6648	5454.9	1380.1						
<i>Paubrasilia echinata</i>	sawn wood	m <sup>3</sup>	<0.1	0	0	0	0	(1) Endangered species	EN (?) (1998)	BR(100%)	1		W(100%)

Taxon	Term	Unit	2017	2018	2019	2020	2021	Selection criteria met	IUCN status	Exporters	RS	Contextual information	% trade by source
<i>Pericopsis elata</i>	carvings		0	0	0	28.3	0	<b>(2) Endangered species; High volume (GT)</b>	EN (l) (2020)	CD(49.3%), CG(36.4%), CM(14.3%)	7	Selected in RST Post CoP14 (CD,CF,CG,CI,CM,GH,NG), Post CoP17 (CD,CG,CM); Recommended quotas: CD : 2019 - 54494 m <sup>3</sup> Logs, sawn wood, veneer sheets (PC/SC);2020 - 54747 m <sup>3</sup> Logs, sawn wood, veneer sheets (PC/SC);2021 - 98317 m <sup>3</sup> Logs, sawn wood, veneer sheets (PC/SC);2022 - 77976 m <sup>3</sup> Logs, sawn wood, veneer sheets (PC/SC);2023 - in prep (PC/SC) CG : 2020 - 865.121 Sawn logs (PC/SC), 2020 - 2545.436 m <sup>3</sup> Logs (PC/SC) CI : 2019 - 0 logs, sawn wood (PC/SC) CITES suspension (CI(2016-present))	W(93.6%); -(6.4%)
		m <sup>3</sup>	0	0	0	0	45.8						
	live		0	612.3	0	0	0						
	logs		0	529.3	0	0	0						
		m <sup>3</sup>	24419.9	14537.8	71574.3	30978.4	14473.5						
	plywood		50	0	0	0	0						
	sawn wood	m <sup>3</sup>	7815.7	9817.9	6528.6	6940.2	5888.3						
	timber	m <sup>3</sup>	157.2	35	228.9	295.6	0						
	wood product	m <sup>3</sup>	65.8	0	0	0	0						

Taxon	Term	Unit	2017	2018	2019	2020	2021	Selection criteria met	IUCN status	Exporters	RS	Contextual information	% trade by source
<i>Platymiscium parviflorum</i>	logs	m <sup>3</sup>	0	23.7	24.1	0	0	(1) Endangered species	CR (↓) (2018)	NI(100%)	5		W(100%)
	sawn wood	m <sup>3</sup>	0	125.2	24.1	0	47.4						
<i>Pterocarpus erinaceus</i>	bark	kg	0	<0.1	0	0	0	<b>(2) Endangered species; High volume (GT)</b>	EN (↓) (2017)	NG(64.3%), SL(26.4%), GH(3.4%), ML(2.9%), GM(2.3%), BJ(0.5%), BF(0.2%)	17	Listed at CoP16; Recommended quota (BF,BJ,CI,GH : 2022 - 0 All (PC/SC);2023 - 0 (PC/SC)//NE,SL,SN : 2022,2023 - 0 All (PC/SC)//NG : 2021 - 0 all (PC/SC)); Zero quota published (GW(2018-2019),NG(2020)); CITES suspension (CF(2022-present),CM(2022-present),GM(2022-present),GN(2013-present),GW(2016-2018,2022-present),LR(2016-present),ML(2022-present),NG(2018-present),TD(2022-present),TG(2022-present))	W(98.2%); -(1.8%)
	carvings		3500	0	0	0	0						
	derivatives	m <sup>3</sup>	0	272	0	0	0						
	flowers		0	438	0	0	0						
		kg	0	<0.1	0	0	0						
	leaves		0	5	0	0	0						
		kg	0	<0.1	0	0	0						
	logs		16.7	3	0	0	0						
		kg	2472750	7364350	0	0	0						
		m <sup>2</sup>	251.5	0	0	0	0						
		m <sup>3</sup>	822317.6	606394.6	402582.5	259592.1	215876.9						
	sawn wood		13709	20	0	0	0						
		kg	228018	1221500	0	0	0						
		m <sup>3</sup>	56533.7	395384.7	365868.5	62418	43298.9						
timber	m <sup>3</sup>	29923	230	1791.8	347.4	0							
transformed wood	m <sup>3</sup>	0	0	0	221.6	2649.6							
wood		0	1	0	0	0							
product	m <sup>3</sup>	15414.5	17612.6	179	21	182							

Taxon	Term	Unit	2017	2018	2019	2020	2021	Selection criteria met	IUCN status	Exporters	RS	Contextual information	% trade by source
<i>Pterocarpus santalinus</i>	extract	kg	0	0	0.2	0	0	(1) Endangered species	EN (↓) (2020)	MM*(100%)	1	See <sup>16</sup>	W(100%)
<i>Pterocarpus tinctorius</i>	logs		-	-	0	2852	0	(1) Sharp increase (Zambia)	LC (↓) (2017)	MZ(58.3%), ZM(27.3%), TZ(13.8%), CD(0.6%)	6	First reported in trade since last RST selection; Listed at CoP18	W(100%)
		m <sup>3</sup>	-	-	1067.6	3530.2	5020.7						
	sawn wood	m <sup>3</sup>	-	-	349	5704	3086.3						
	timber		-	-	11400	15457	0						
		m	-	-	0	50.5	0						
		m <sup>3</sup>	-	-	0	850	6620.6						
<b>Liliaceae</b>													
<i>Aloe proukii</i>	leaves		0	0	0	10	0	(1) Endangered species	EN (↓) (2018)	MG(100%)	1		W(100%)
<b>Malvaceae</b>													
<i>Adansonia grandidieri</i>	dried plants		11	0	0	0	0	(1) Endangered species	EN (↓) (2016)	MG(100%)	1	Listed at CoP17	W(100%)
	seeds	kg	0	0.7	0	0	0						

<sup>16</sup> Selected in RST Post CoP16 (IN); Recommended quota (IN : 2017 - 1916125 m<sup>3</sup> A one-time export of specimens of any type, of 1916125 m<sup>3</sup> out of the 11,806 metric tonnes of wood from confiscated or seized source (Source "I") (PC/SC);2018 - 1428011 m<sup>3</sup> A one-time export of specimens of any type, of 1428011 m<sup>3</sup> out of the 11,806 metric tons of wood from confiscated or seized source (Source "I") (PC/SC);2019 - 0 All specimens from the wild (PC/SC);2019 - 1477071 m<sup>3</sup> A one-time export of specimens of any type, of 1477071 m<sup>3</sup> out of the 11,806 metric tons of wood from confiscated or seized source (Source "I") (PC/SC);2020 - 2777379 m<sup>3</sup> A one-time export of specimens of any type, of 2777379 m<sup>3</sup> out of the 11,806 metric tons of wood from confiscated or seized source (Source "I") (PC/SC);2021 - 5355274 m<sup>3</sup> A one-time export of specimens of any type, of 5355274 m<sup>3</sup> out of the 11,806 metric tons of wood from confiscated or seized source (Source "I") (PC/SC);2022 - 1190000 kg Artificially propagated specimens (PC/SC); 2022 – 0 Wild specimens for commercial purposes (PC/SC); 2023 - 0 Wild specimens for commercial purposes (PC/SC); India reported at SC74 that they would not export any wild-sourced *Pterocarpus santalinus* for five years;2023 - 1190000 kg (PC/SC)); Zero quota published (IN(2017-2018)); No commercial trade

Taxon	Term	Unit	2017	2018	2019	2020	2021	Selection criteria met	IUCN status	Exporters	RS	Contextual information	% trade by source	
<b>Meliaceae</b>														
<i>Swietenia humilis</i>	sawn wood	m <sup>3</sup>	2.5	0	0	0	0	(1) Endangered species	EN (↓) (2018)	NI(100%)	8		W(100%)	
<i>Swietenia macrophylla</i>	leaves	kg	0	0	0	0	<0.1	(1) High volume (GT)	VU (?) (1998)	HN(75.7%), GT(8.5%), BR(7.7%), BZ(3.8%), PE(2.5%), MX(1.8%)	18	Selected in RST Post CoP14 (BO,BZ,CO,EC,HN,NI,VE); Zero quota published (BO(2017),CR(2022),NI(2017, 2019-2022)); CITES suspension (DM(2018),VC(2018))	W(18.7%); -(81.3%)	
	logs	m <sup>3</sup>	0	86.3	0	48.8	35.6							
	plywood	m <sup>3</sup>	2.2	0	0	0	0							
	sawn wood			2100	17213.8	16423	0							0
		kg		38358	0	16398.8	0							0
		m <sup>3</sup>		10530	7136.8	4475.3	518.6							998.2
	seeds	kg	0	0	8	0	0							
	timber			0	0	1	0							0
		m <sup>3</sup>		2766.2	1326	2388.2	288.8							946.1
	veneer	m <sup>3</sup>	10.6	34.2	0	0	0							
wood product			181	0	1	0	1							
	kg		15990.6	0	0	0	0							
	m <sup>3</sup>		93	60	0.7	0	0							
<b>Nepenthaceae</b>														
<i>Nepenthes burbidgeae</i>	live		1	0	0	0	0	(1) Endangered species	EN (?) (2000)	MY(100%)	1	No commercial trade	W(100%)	
<i>Nepenthes kinabaluensis</i>	live		1	0	0	0	0	(1) Endangered species	EN (?) (2000)	MY(100%)	1	First reported in trade since last RST selection; No commercial trade	W(100%)	
<i>Nepenthes masoalensis</i>	dried plants		0	0	3	0	0	(1) Endangered species	EN (?) (2000)	MG(100%)	1	No commercial trade	W(100%)	
<b>Orchidaceae</b>														
<i>Acanthophippium striatum</i>	dried plants		0	0	1	0	0	(1) Endangered species	EN (?) (2004)	PH*(100%)	9	No commercial trade	W(100%)	
	leaves		0	0	1	0	0							
<i>Aerangis monantha</i>	live		17	0	0	0	0	(1) Endangered species	EN (↓) (2018)	MG(100%)	1		W(100%)	
<i>Angraecum alleizettei</i>	live		1	0	0	0	0	(1) Endangered species	EN (↓) (2018)	MG(100%)	1		W(100%)	
<i>Angraecum bicallosum</i>	dried plants		0	0	4	0	0	(1) Endangered species	EN (↓) (2018)	MG(100%)	1		W(100%)	
<i>Angraecum coutrixii</i>	live		6	0	0	0	0	(1) Endangered species	EN (?) (2016)	MG(100%)	1		W(100%)	
<i>Angraecum humbertii</i>	dried plants		0	0	4	0	0	(1) Endangered species	EN (↓) (2015)	MG(100%)	1	No commercial trade	W(100%)	



Taxon	Term	Unit	2017	2018	2019	2020	2021	Selection criteria met	IUCN status	Exporters	RS	Contextual information	% trade by source
<i>Angraecum humblotianum</i>	live		1	0	0	0	0	(1) Endangered species	EN (↓) (2008)	MG(100%)	1		W(100%)
<i>Angraecum mahavavense</i>	live		9	0	0	0	0	(1) Endangered species	CR (↓) (2015)	MG(100%)	1		W(100%)
<i>Angraecum obesum</i>	live		2	0	0	0	0	(1) Endangered species	EN (↓) (2015)	MG(100%)	1		W(100%)
<i>Angraecum pinifolium</i>	live		14	0	0	0	0	(1) Endangered species	EN (?) (2016)	MG(100%)	1		W(100%)
<i>Angraecum protensum</i>	live		10	0	0	0	0	(1) Endangered species	EN (↓) (2015)	MG(100%)	1		W(100%)
<i>Bulbophyllum auriflorum</i>	dried plants		1	0	3	0	0	(1) Endangered species	EN (↓) (2015)	MG(100%)	1	No commercial trade	W(100%)
	flowers		1	0	0	0							
	leaves		1	0	0	0							
<i>Bulbophyllum callosum</i>	live		8	0	0	0	0	(1) Endangered species	EN (↓) (2017)	MG(100%)	1		W(100%)
<i>Bulbophyllum horizontale</i>	live		6	0	0	0	0	(1) Endangered species	EN (↓) (2018)	MG(100%)	1		W(100%)
<i>Bulbophyllum jaapii</i>	live		0	0	1	0	0	(1) Endangered species	CR (↓) (2016)	CM(100%)	1	First reported in trade since last RST selection; No commercial trade	W(100%)
<i>Bulbophyllum obtusatum</i>	dried plants		1	0	0	0	0	(1) Endangered species	EN (↓) (2020)	MG(100%)	1	First reported in trade since last RST selection; No commercial trade	W(100%)
	flowers		1	0	0	0							
	leaves		1	0	0	0							
<i>Bulbophyllum paleiferum</i>	dried plants		1	1	0	2	0	(1) Endangered species	EN (↓) (2015)	MG(100%)	1	No commercial trade	W(100%)
	flowers		1	1	0	0							
	leaves		1	1	0	0							
<i>Bulbophyllum rubiginosum</i>	dried plants		1	0	0	2	0	(1) Endangered species	EN (↓) (2020)	MG(100%)	1	No commercial trade	W(100%)
	flowers		1	0	0	0							
	leaves		1	0	0	0							
<i>Bulbophyllum sanguineum</i>	dried plants		1	0	0	0	0	(1) Endangered species	CR (↓) (2015)	MG(100%)	1	No commercial trade	W(100%)
	flowers		1	0	0	0							
	leaves		1	0	0	0							
<i>Bulbophyllum septatum</i>	dried plants		2	0	0	2	0	(1) Endangered species	EN (↓) (2020)	MG(100%)	1	No commercial trade	W(100%)
	flowers		2	0	0	0							
	leaves		3	0	0	0							

Taxon	Term	Unit	2017	2018	2019	2020	2021	Selection criteria met	IUCN status	Exporters	RS	Contextual information	% trade by source
<i>Bulbophyllum</i> spp.	dried plants		48	66	92	52	0	(1) High volume	-	MG(85%), KH(5.8%), PH(4.6%), MY(2.9%), VU(1.3%), BT(0.4%)		No commercial trade	W(100%)
	flowers		33	66	0	0	0						
	leaves		33	66	7	0	0						
	live		0	30	0	0	0						
	seeds	kg	0	0	<0.1	0	0						
<i>Bulbophyllum sulfureum</i>	live		9	0	0	0	0	(1) Endangered species	EN (↓) (2017)	MG(100%)	1		W(100%)
<i>Bulbophyllum zaratanae</i>	dried plants		1	0	0	0	0	(1) Endangered species	EN (?) (2018)	MG(100%)	1	First reported in trade since last RST selection; No commercial trade	W(100%)
	flowers		1	0	0	0	0						
	leaves		1	0	0	0	0						
<i>Cynorkis aurantiaca</i>	dried plants		1	0	2	0	0	(1) Endangered species	EN (↓) (2016)	MG(100%)	1	First reported in trade since last RST selection; No commercial trade	W(100%)
	flowers		1	0	0	0	0						
	leaves		1	0	0	0	0						
<i>Cypripedium macranthos</i>	dried plants		0	0	0	232	0	<b>(3) High volume; Sharp increase (global); Sharp increase (Russian Federation)</b>	LC (↓) (2013)	RU(100%)	8	No commercial trade	W(100%)
	leaves		0	0	0	0	232						
<i>Dendrobium</i> spp.	dried plants		10	0	0	20	0	(1) High volume	-	TH(98.7%), NL(1%), LK(0.1%), US(0.1%), MY(0.1%)			W(0.1%); -(99.9%)
	flowers		0	0	0	50	0						
	live		198	32475	34096	0	0						
		kg	0	1	10	0	0						
<i>Encyclia phoenicea</i>	live		0	0	225	0	0	(1) High volume	LC (?) (2014)	JM*(100%)			W(100%)
<i>Gastorchis tuberculosa</i>	live		3	0	0	0	0	(1) Endangered species	EN (?) (2015)	MG*(100%)			W(100%)

Taxon	Term	Unit	2017	2018	2019	2020	2021	Selection criteria met	IUCN status	Exporters	RS	Contextual information	% trade by source
Orchidaceae spp.	dried plants		800	268	252	8	0	(1) High volume	-	MG(28.6%), CR(21.8%), MM(17.2%), BZ(17.1%), CM(9.6%), TW(2.8%), KH(1%), PH(0.9%), PA(0.6%), US(0.2%), VU(0.1%), AO(0.1%)			W(70.8%); -(29.2%)
		kg	0	0.1	0	0	0						
	flowers	kg	0	55	0	0	0						
	leaves		0	0	7	0	0						
	live		871	34	40	0	0						
	roots		0	5	15	0	0						
	seeds	kg	0	0	266	0	0						
		kg	<0.1	0	0	0	0						
<i>Phalaenopsis</i> spp.	live		1000	5866	2757	0	0	(1) High volume	-	CR(41.6%), NL(31.7%), TH(26.7%)			W(10.4%); -(89.6%)
<i>Vanda</i> spp.	live		0	3390	6156	0	0	(1) High volume	-	TH(95.9%), NL(4.1%)		No commercial trade	-(100%)
	seeds		0	0	1	0	0						
<i>Vanilla hartii</i>	roots		0	0	10	0	0	(1) Endangered species	EN (↓) (2017)	CR(100%)	12	CITES suspension (DM(2018)); No commercial trade	W(100%)
<i>Vanilla pompona</i>	roots		0	0	10	0	0	(1) Endangered species	EN (↓) (2017)	CR(100%)	19	No commercial trade	W(100%)
<b>Palmae</b>													
<i>Voanioala gerardii</i>	seeds	kg	0.6	0	0	0	0	(1) Endangered species	CR (↓) (2010)	MG(100%)	1	Selected in RST Post CoP14 (MG); Zero quota published (MG(2017-2019)); No commercial trade	W(100%)
<b>Primulaceae</b>													
<i>Cyclamen coum</i>	dried plants		0	0	1	0	0	(1) High volume	NE	TR(99.6%), GE(0.4%)	11		W(100%)
	extract		0	0	490	0	0						
		l	355	0	0	0	0						
	live		276856	444542	351699	342056	499995						
<i>Cyclamen coum caucasicum</i>	extract	l	0	0	0	664.6	0	(2) Sharp increase (global); Sharp increase (Georgia)	NE	GE100%			W(100%)
	live		0	0	0	2500	4000						

Taxon	Term	Unit	2017	2018	2019	2020	2021	Selection criteria met	IUCN status	Exporters	RS	Contextual information	% trade by source
<b>Rosaceae</b>													
<i>Prunus africana</i>	bark	kg	564373	438180	412347	514567	354567	(1) High volume (GT)	VU (↓) (2020)	CM(44.7%), UG(37.6%), CD(17.7%)	22	Selected in RST Post CoP16 (CD,CM) Recommended quota (CD : 2019,2021 - 102000 kg dry bark (PC/SC);2022 - 396000 kg Dry bark (PC/SC);2023 - 396000 kg Dry bark, all sources (PC/SC) CM : 2022 - 397860 kg Dry bark (PC/SC);2023 - 397860 kg (PC/SC) MG : 2020,2021,2022 - 0 All (PC/SC);2023 - 0 (PC/SC) UG : 2019 - 252567 kg dry bark (PC/SC);2020 - 252567 kg Dry bark (PC/SC) Zero quota published (BI(2017),CM(2019,2021),KE(2017),MG(2017-2019),TZ(2019)) CITES suspension (GQ(2016-present),LS(2013-2017),ST(2016-2017,2022-present),TZ(2016-2019))	W(89.8%); Y(10.2%)
<b>Santalaceae</b>													
<i>Osyris lanceolata</i>	chips	kg	1700	0	0	0	0	<b>(2) High volume; Sharp increase (United Republic of Tanzania)</b>	LC (?) (2017)	SS*(41.1%), XX(31.6%), TZ(15.2%), CD(6.3%), UG(5.2%), BI(0.5%)	9	Listed at CoP16	W(100%)
	extract	kg	0	25	0	0	0						
	logs	kg	60000	90000	100000	0	0						
	powder	kg	0	0	0	24000	24000						
	wood product	kg m <sup>3</sup>	0 0	0 0	16500 0	0 80	0 0						
<b>Thymelaeaceae</b>													
<i>Aquilaria crassna</i>	chips	kg	473.9	0	189.7	212	5	<b>(2) Endangered species; Sharp increase (Viet Nam)</b>	CR (↓) (2017)	VN(52.9%), TH(44.1%), MY*(3%)	4		W(93.5%); -(6.5%)
	derivatives	kg	0	0	0	0	450						
	powder	kg	0	0	0	0	10						
	veneer		0	93.3	0	0	0						

Taxon	Term	Unit	2017	2018	2019	2020	2021	Selection criteria met	IUCN status	Exporters	RS	Contextual information	% trade by source
<i>Aquilaria filaria</i>	chips		23637	1500	1850	0	0	(1) High volume (GT)	VU (↓) (2018)	ID(92.9%), PG(7.1%)	4		W(100%)
		kg	419231	727560.4	492600.8	456056	437525						
	derivatives	kg	0	0	2480	6217	0						
	logs		4000	0	0	0	0						
		kg	11259	0	9000	10012	11940						
	powder		136789	0	0	0	0						
		kg	164611	356513	286102	124496	85836						
timber		2620	0	0	0	0							
	kg	42800	8988	34053	14804	28597							
<i>Aquilaria malaccensis</i>	chips		1950	2500	30528	64880	0	<b>(2) Endangered species; High volume (GT)</b>	CR (↓) (2018)	ID(85%), MY(9.7%), SG(2.7%), TH(1.7%), IN(0.9%)	10		W(98.8%); U(1%); -(0.2%)
		kg	111925.8	99615.2	123606.7	98116	103439						
	derivatives	kg	0	0	0	866	0						
	logs	kg	2630	64	72.5	0	207						
	powder	kg	3000	4500	3000	0	9500						
	timber	kg	1600	0	7288	250	1650						
<i>Aquilaria microcarpa</i>	logs	kg	0	2	0	0	0	(1) Endangered species	EN (↓) (2018)	MY(100%)	2		W(100%)
	wood product	kg	0	2	0	0	0						
<i>Gonystylus bancanus</i>	sawn wood	m <sup>3</sup>	62.2	0	0	0	0	(1) Endangered species	CR (↓) (2018)	MY(100%)	3		W(100%)
	timber	m <sup>3</sup>	32.9	19.4	0	0	0						
	veneer	m <sup>3</sup>	0	8.5	0	0	0						
	wood product		0	0	7.7	0	0						
<i>Gyrinops</i> spp.	chips	kg	6607	3695.5	1335	2150	54375	<b>(2) Sharp increase (global); Sharp increase (Indonesia)</b>	-	ID(97.5%), PG(2.5%)			W(100%)
			0	0	0	3500	0						
	kg	0	0	0	156016	293079							
timber	kg	653	942.5	368	0	0							

Taxon	Term	Unit	2017	2018	2019	2020	2021	Selection criteria met	IUCN status	Exporters	RS	Contextual information	% trade by source
<b>Valerianaceae</b>													
<i>Nardostachys grandiflora</i>	derivatives	kg	276297	0	0	0	0	<b>(2) Endangered species; High volume (GT)</b>	CR (↓) (2020)	NP(99.1%), CN(0.8%), BT(0.1%)	4	Selected in RST Post CoP16 (NP); Recommended quota (NP : 2020 - 382700 kg rhizomes (PC/SC))	W(100%)
	roots	kg	0	500	4000	0	217141						
<b>Vitaceae</b>													
<i>Cyphostemma elephantopus</i>	leaves		0	0	0	40	0	(1) High volume	NE	MG(100%)	1		W(100%)
	live		0	0	0	40	0						
<b>Zamiaceae</b>													
<i>Zamia meermanii</i>	dried plants		0	0	0	1	0	(1) Endangered species	EN (↓) (2020)	BZ(100%)	1	First reported in trade since last RST selection; No commercial trade	W(100%)
<i>Zamia pygmaea</i>	dried plants		18	0	0	0	0	(1) Endangered species	EN (↓) (2020)	CU(100%)	1	No commercial trade	W(100%)
	leaves		2	0	0	0	0						
	live		20	0	0	0	0						
	seeds		30	0	0	0	0						
<b>Zygophyllaceae</b>													
<i>Bulnesia sarmientoi</i>	carvings		0	0	82	0	0	<b>(2) Endangered species; High volume (GT)</b>	EN (↓) (2017)	AR(66.2%), PY(33.8%)	4	Selected in RST Post CoP16 (AR,PY); Recommended quota (PY : 2020 - 1400000 kg wood (PC/SC);2020 - 250000 kg extract (PC/SC);2022,2023 - 1600000 kg Wood (PC/SC);2022,2023 - 270000 kg Extract (PC/SC))	W(100%)
		kg	0	0	0	0	22700						
		m <sup>2</sup>	0	9.9	0	0	0						
	chips	kg	0	0	24330	24850	0						
	extract	kg	245500.1	284268.3	235548.6	262350.7	19913.2						
		l	0	0.6	0	0	0						
	logs	kg	2710363	1227218	1194275	1987320	2268000						
		m <sup>3</sup>	54124.7	570.9	514.6	1395.8	240.6						
		m <sup>3</sup>	430.4	591.5	455.2	634.6	318.2						
	sawn wood	kg	105530	104148	112000	208320	0						
		m <sup>2</sup>	3	0	0	0	0						
		m <sup>3</sup>	430.4	591.5	455.2	634.6	318.2						
	timber	kg	97356.3	0	1733650	0	0						
		m <sup>3</sup>	0	481.3	697.4	430.5	0						
wood product	kg	76431	107955	18900	60771	0							
	m <sup>3</sup>	7.3	0	0	0	0							
<i>Guaiaacum officinale</i>	carvings		0	0	0	1	0	(1) Endangered species	EN (?) (2017)	GP(80%), FR*(20%)	22	CITES suspension (DM(2018),GD(2016-present),VC(2018)); No commercial trade	W(80%); -(20%)
	wood		0	0	4	0	0						
	product												

## Appendix 1: ISO codes and country and territory names

Code	Name
AD	Andorra
AE	United Arab Emirates
AF	Afghanistan
AG	Antigua and Barbuda
AI	Anguilla
AL	Albania
AM	Armenia
AO	Angola
AQ	Antarctica
AR	Argentina
AS	American Samoa
AT	Austria
AU	Australia
AW	Aruba
AX	Åland Islands
AZ	Azerbaijan
BA	Bosnia and Herzegovina
BB	Barbados
BD	Bangladesh
BE	Belgium
BF	Burkina Faso
BG	Bulgaria
BH	Bahrain
BI	Burundi
BJ	Benin
BL	Saint Barthélemy
BM	Bermuda
BN	Brunei Darussalam
BO	Bolivia, Plurinational State of
BQ	Bonaire, Sint Eustatius and Saba
BR	Brazil
BS	Bahamas
BT	Bhutan
BV	Bouvet Island
BW	Botswana

Code	Name
BY	Belarus
BZ	Belize
CA	Canada
CC	Cocos (Keeling) Islands
CD	Democratic Republic of the Congo
CF	Central African Republic
CG	Congo
CH	Switzerland
CI	Côte d'Ivoire
CK	Cook Islands
CL	Chile
CM	Cameroon
CN	China
CO	Colombia
CR	Costa Rica
CU	Cuba
CV	Cabo Verde
CW	Curaçao
CX	Christmas Island
CY	Cyprus
CZ	Czech Republic
DE	Germany
DJ	Djibouti
DK	Denmark
DM	Dominica
DO	Dominican Republic
DZ	Algeria
EC	Ecuador
EE	Estonia
EG	Egypt
EH	Western Sahara
ER	Eritrea
ES	Spain
ET	Ethiopia
FI	Finland

Code	Name
FJ	Fiji
FK	Falkland Islands (Malvinas) <sup>17</sup>
FM	Micronesia, Federated States of
FO	Faroe Islands
FR	France
GA	Gabon
GB	United Kingdom of Great Britain and Northern Ireland
GD	Grenada
GE	Georgia
GF	French Guiana
GG	Guernsey
GH	Ghana
GI	Gibraltar
GL	Greenland
GM	Gambia
GN	Guinea
GP	Guadeloupe
GQ	Equatorial Guinea
GR	Greece
GS	South Georgia and the South Sandwich Islands
GT	Guatemala
GU	Guam
GW	Guinea-Bissau
GY	Guyana
HK	Hong Kong, Special Administrative Region
HM	Heard Island and McDonald Islands
HN	Honduras
HR	Croatia
HT	Haiti
HU	Hungary
HS <sup>18</sup>	Introduction from the sea
ID	Indonesia
IE	Ireland
IL	Israel
IM	Isle of Man
IN	India
IQ	Iraq

Code	Name
IR	Iran, Islamic Republic of
IS	Iceland
IT	Italy
JE	Jersey
JM	Jamaica
JO	Jordan
JP	Japan
KE	Kenya
KG	Kyrgyzstan
KH	Cambodia
KI	Kiribati
KM	Comoros
KN	Saint Kitts and Nevis
KP	Democratic People's Republic of Korea
KR	Republic of Korea
KW	Kuwait
KY	Cayman Islands
KZ	Kazakhstan
LA	Lao People's Democratic Republic
LB	Lebanon
LC	Saint Lucia
LI	Liechtenstein
LK	Sri Lanka
LR	Liberia
LS	Lesotho
LT	Lithuania
LU	Luxembourg
LV	Latvia
LY	Libya
MA	Morocco
MC	Monaco
MD	Republic of Moldova
ME	Montenegro
MF	Saint Martin
MG	Madagascar
MH	Marshall Islands
MK	North Macedonia

<sup>17</sup> A dispute exists between the Governments of Argentina and the United Kingdom of Great Britain and Northern Ireland concerning sovereignty over the Falkland Islands (Islas Malvinas).

<sup>18</sup> Non-ISO code



Code	Name
ML	Mali
MM	Myanmar
MN	Mongolia
MO	Macao, Special Administrative Region
MP	Northern Mariana Islands
MQ	Martinique
MR	Mauritania
MS	Montserrat
MT	Malta
MU	Mauritius
MV	Maldives
MW	Malawi
MX	Mexico
MY	Malaysia
MZ	Mozambique
NA	Namibia
NC	New Caledonia
NE	Niger
NF	Norfolk Island
NG	Nigeria
NI	Nicaragua
NL	Netherlands
NO	Norway
NP	Nepal
NR	Nauru
NU	Niue
NZ	New Zealand
OM	Oman
PA	Panama
PE	Peru
PF	French Polynesia
PG	Papua New Guinea
PH	Philippines
PK	Pakistan
PL	Poland
PM	Saint Pierre and Miquelon
PN	Pitcairn
PR	Puerto Rico
PT	Portugal
PW	Palau

Code	Name
PY	Paraguay
QA	Qatar
RE	Réunion
RO	Romania
RS	Serbia
RU	Russian Federation
RW	Rwanda
SA	Saudi Arabia
SB	Solomon Islands
SC	Seychelles
SD	Sudan
SE	Sweden
SG	Singapore
SH	Saint Helena, Ascension and Tristan da Cunha
SI	Slovenia
SJ	Svalbard and Jan Mayen
SK	Slovakia
SL	Sierra Leone
SM	San Marino
SN	Senegal
SO	Somalia
SR	Suriname
SS	South Sudan
ST	Sao Tome and Principe
SV	El Salvador
SX	Sint Maarten
SY	Syrian Arab Republic
SZ	Eswatini
TC	Turks and Caicos Islands
TD	Chad
TF	French Southern Territories
TG	Togo
TH	Thailand
TJ	Tajikistan
TK	Tokelau
TL	Timor-Leste
TM	Turkmenistan
TN	Tunisia
TO	Tonga
TR	Türkiye

Code	Name
TT	Trinidad and Tobago
TV	Tuvalu
TW	Taiwan, Province of China
TZ	United Republic of Tanzania
UA	Ukraine
UG	Uganda
UM	United States Minor Outlying Islands
US	United States of America
UY	Uruguay
UZ	Uzbekistan
VA	Holy See
VC	Saint Vincent and the Grenadines
VE	Venezuela, Bolivarian Republic of
VG	Virgin Islands, British

Code	Name
VI	Virgin Islands, United States
VN	Viet Nam
VU	Vanuatu
WF	Wallis and Futuna Islands
WS	Samoa
XV <sup>19</sup>	Various
XX <sup>20</sup>	Unknown
YE	Yemen
YT	Mayotte
ZA	South Africa
ZM	Zambia
ZW	Zimbabwe

---

<sup>19</sup> Non-ISO code

<sup>20</sup> Non-ISO code