

CONVENTION ON INTERNATIONAL TRADE IN ENDANGERED SPECIES  
OF WILD FAUNA AND FLORA



Twenty-seventh meeting of the Animals Committee  
Veracruz (Mexico), 28 April – 3 May 2014

Interpretation and implementation of the Convention

Review of Significant Trade in specimens of Appendix-II species  
[Resolution Conf. 12.8 (Rev. CoP13)]

SELECTION OF SPECIES FOR TRADE REVIEWS FOLLOWING COP16

1. This document has been prepared by the Secretariat.
2. In Resolution Conf. 12.8 (Rev. CoP13) on *Review of Significant Trade in specimens of Appendix-II species*, the Conference of the Parties:  
  
*DIRECTS the Animals and Plants Committees, in cooperation with the Secretariat and experts, and in consultation with range States, to review the biological, trade and other relevant information on Appendix-II species subject to significant levels of trade, to identify problems and solutions concerning the implementation of Article IV, paragraphs 2 (a), 3 and 6 (a)..*
3. In accordance with paragraph a) of that Resolution under the section *Regarding conduct of the Review of Significant Trade*, the Secretariat requested UNEP-WCMC to produce a summary from the CITES Trade Database of annual report statistics showing the recorded net level of exports for Appendix-II species over the five most recent years. Its report is attached as Annex 1 (English only) to the present document. The raw data used to prepare this summary are available in document AC27 Inf. 2.
4. Paragraph b) of the same section directs the Animals Committee, on the basis of recorded trade levels and information available to it, the Secretariat, Parties or other relevant experts, to select species of priority concern for review (whether or not such species have been the subject of a previous review).
5. In order to assist the Committee with this selection, UNEP-WCMC has developed a process, based on an extended analysis of trade, for identifying candidate species for review. This process is described in Annex 2 (English only) of the present document, which also contains a summary of the extended trade analysis and a list of possible candidate species thus identified.

Recommendation

6. The Committee is invited to select species of priority concern for trade reviews.

## Recorded Net Exports of Appendix-II Fauna 2007-2011

To comply with the specifications of Resolution Conf. 12.8 (Rev. CoP13), an initial data output was produced comprising net exports of Appendix-II species over the most recent five-year period for which near-complete data are available (2007-2011). Data from 2012 were excluded because at the time of the data extraction (2 December 2013), only 40% of annual reports had been received (72 out of the 180 Parties to CITES); however, 2012 data can be viewed within the dataset provided in AC27 Inf. 2. This output only contains direct trade reported as wild-collected ('W'), ranched ('R'), unknown ('U') or without a source reported. A full list of "terms" (i.e. descriptions of specimens in trade) traded is available in the CITES Trade Database interpretation guide, see: [www.unep-wcmc-apps.org/citestrade/docs/EN-CITES\\_Trade\\_Database\\_Guide.pdf](http://www.unep-wcmc-apps.org/citestrade/docs/EN-CITES_Trade_Database_Guide.pdf). Specimens traded at levels averaging less than one item over the five-year period have been excluded from the output. Quantities recorded have been rounded to the nearest decimal place, when applicable.

Order	Family	Taxon	Term	Unit	2007	2008	2009	2010	2011	Yearly Average
<b>PHYLUM CHORDATA</b>										
<b>CLASS MAMMALIA</b>										
Artiodactyla	Bovidae	<i>Ammotragus lervia</i>	HOR			4	1	4		2
Artiodactyla	Bovidae	<i>Ammotragus lervia</i>	SKI				2	2	2	1
Artiodactyla	Bovidae	<i>Ammotragus lervia</i>	SKU				2	2	4	2
Artiodactyla	Bovidae	<i>Ammotragus lervia</i>	TRO		14	37	29	13	20	23
Artiodactyla	Bovidae	<i>Bison bison athabascaae</i>	MEA	kg			10			2
Artiodactyla	Bovidae	<i>Bison bison athabascaae</i>	SKI		2	3	1			1
Artiodactyla	Bovidae	<i>Bison bison athabascaae</i>	SPE				499			100
Artiodactyla	Bovidae	<i>Bison bison athabascaae</i>	TEE		1	12				3
Artiodactyla	Bovidae	<i>Bison bison hybrid</i>	DER	kg		227				45
Artiodactyla	Bovidae	<i>Bison bison hybrid</i>	HOR			4	4			2
Artiodactyla	Bovidae	<i>Bison bison hybrid</i>	SKI		3		4			1
Artiodactyla	Bovidae	<i>Cephalophus dorsalis</i>	HAI						20	4
Artiodactyla	Bovidae	<i>Cephalophus dorsalis</i>	SPE		44				20	13
Artiodactyla	Bovidae	<i>Cephalophus dorsalis</i>	TRO		16	18	20	13	20	17
Artiodactyla	Bovidae	<i>Cephalophus ogilbyi</i>	HAI						5	1
Artiodactyla	Bovidae	<i>Cephalophus ogilbyi</i>	SPE		46				6	10
Artiodactyla	Bovidae	<i>Cephalophus silvicultor</i>	SKI	kg				13		3
Artiodactyla	Bovidae	<i>Cephalophus silvicultor</i>	SPE	cm3	100					20
Artiodactyla	Bovidae	<i>Cephalophus silvicultor</i>	SPE		32		2			7
Artiodactyla	Bovidae	<i>Cephalophus silvicultor</i>	TRO		31	6	46	42	5	26
Artiodactyla	Bovidae	<i>Cephalophus spp.</i>	TRO		7	1	2			2
Artiodactyla	Bovidae	<i>Damaliscus hybrid</i>	TRO				13	4		3
Artiodactyla	Bovidae	<i>Damaliscus lunatus</i>	TRO		4			1	9	3
Artiodactyla	Bovidae	<i>Damaliscus pygargus</i>	TRO		2	1	1	1	4	2

Order	Family	Taxon	Term	Unit	2007	2008	2009	2010	2011	Yearly Average
Artiodactyla	Bovidae	<i>Damaliscus pygargus hybrid</i>	TRO		5	5	1			2
Artiodactyla	Bovidae	<i>Damaliscus pygargus pygargus</i>	BOD			1	4	2	2	2
Artiodactyla	Bovidae	<i>Damaliscus pygargus pygargus</i>	HOR				26	6	26	12
Artiodactyla	Bovidae	<i>Damaliscus pygargus pygargus</i>	SKI				13	5	26	9
Artiodactyla	Bovidae	<i>Damaliscus pygargus pygargus</i>	SKU			1	8	4	16	6
Artiodactyla	Bovidae	<i>Damaliscus pygargus pygargus</i>	SPE			151	151			60
Artiodactyla	Bovidae	<i>Damaliscus pygargus pygargus</i>	TRO		134	225	260	107	180	181
Artiodactyla	Bovidae	<i>Gazella dorcas</i>	LIV					86	4	18
Artiodactyla	Bovidae	<i>Kobus leche</i>	BOD			1	6	2	1	2
Artiodactyla	Bovidae	<i>Kobus leche</i>	FOO				16	8	15	8
Artiodactyla	Bovidae	<i>Kobus leche</i>	HOR				8	4	17	6
Artiodactyla	Bovidae	<i>Kobus leche</i>	LIV			273	425	140	21	172
Artiodactyla	Bovidae	<i>Kobus leche</i>	POW	kg				5		1
Artiodactyla	Bovidae	<i>Kobus leche</i>	SKI		16	5	16	8	23	14
Artiodactyla	Bovidae	<i>Kobus leche</i>	SKP			1		2	12	3
Artiodactyla	Bovidae	<i>Kobus leche</i>	SKU		7	8	12	8	22	11
Artiodactyla	Bovidae	<i>Kobus leche</i>	SPE					126	3	26
Artiodactyla	Bovidae	<i>Kobus leche</i>	TRO		359	522	394	322	326	385
Artiodactyla	Bovidae	<i>Kobus leche kafuensis</i>	LIV					10		2
Artiodactyla	Bovidae	<i>Kobus leche kafuensis</i>	SKI					3	4	1
Artiodactyla	Bovidae	<i>Kobus leche kafuensis</i>	SKU			5	5	165	105	56
Artiodactyla	Bovidae	<i>Kobus leche kafuensis</i>	SPE					32	96	26
Artiodactyla	Bovidae	<i>Kobus leche kafuensis</i>	TEE					52		10
Artiodactyla	Bovidae	<i>Kobus leche kafuensis</i>	TRO		85	72	41	70	45	63
Artiodactyla	Bovidae	<i>Kobus leche smithemani</i>	LIV					6		1
Artiodactyla	Bovidae	<i>Kobus leche smithemani</i>	SKI					8		2
Artiodactyla	Bovidae	<i>Kobus leche smithemani</i>	SKU			2		62	32	19
Artiodactyla	Bovidae	<i>Kobus leche smithemani</i>	TRO		49	37	17	31	31	33
Artiodactyla	Bovidae	<i>Oryx leucoryx</i>	LIV						21	4
Artiodactyla	Bovidae	<i>Ovis ammon</i>	HOR			9				2
Artiodactyla	Bovidae	<i>Ovis ammon</i>	SKI			2	1	5		2
Artiodactyla	Bovidae	<i>Ovis ammon</i>	SKU		1	2	1	4		2
Artiodactyla	Bovidae	<i>Ovis ammon</i>	SPE				75			15
Artiodactyla	Bovidae	<i>Ovis ammon</i>	TRO		32	26	57	64	79	52
Artiodactyla	Bovidae	<i>Ovis ammon ammon</i>	HOR		1	1	4			1
Artiodactyla	Bovidae	<i>Ovis ammon ammon</i>	TRO		12	17	6	15	22	14
Artiodactyla	Bovidae	<i>Ovis ammon darwini</i>	HOR		2	5		3		2
Artiodactyla	Bovidae	<i>Ovis ammon darwini</i>	SKU		2			4		1

Order	Family	Taxon	Term	Unit	2007	2008	2009	2010	2011	Yearly Average
Artiodactyla	Bovidae	<i>Ovis ammon darwini</i>	TRO		44	47	57	42	28	44
Artiodactyla	Bovidae	<i>Ovis ammon polii</i>	TRO		11	18	29	3	15	15
Artiodactyla	Bovidae	<i>Ovis canadensis</i>	HOR			11	2			3
Artiodactyla	Bovidae	<i>Ovis canadensis</i>	LIV			40				8
Artiodactyla	Bovidae	<i>Ovis canadensis</i>	SKU		1	4	1			1
Artiodactyla	Bovidae	<i>Ovis canadensis</i>	TRO		126	117	106	139	85	115
Artiodactyla	Bovidae	<i>Ovis vignei</i>	TRO		1	8	8	6	8	6
Artiodactyla	Bovidae	<i>Ovis vignei arkal</i>	TRO		5	2		5	16	6
Artiodactyla	Bovidae	<i>Ovis vignei blanfordi</i>	TRO		20	18	14	15	14	16
Artiodactyla	Bovidae	<i>Ovis vignei punjabiensis</i>	TRO		8	8	5	6		5
Artiodactyla	Bovidae	<i>Philantomba monticola</i>	BOD			1	1	3	4	2
Artiodactyla	Bovidae	<i>Philantomba monticola</i>	HOR				5	1	15	4
Artiodactyla	Bovidae	<i>Philantomba monticola</i>	LIV		3	3				1
Artiodactyla	Bovidae	<i>Philantomba monticola</i>	SKI	kg			1000			200
Artiodactyla	Bovidae	<i>Philantomba monticola</i>	SKI			1	3	8	25	7
Artiodactyla	Bovidae	<i>Philantomba monticola</i>	SKU		15	2	6	9	23	11
Artiodactyla	Bovidae	<i>Philantomba monticola</i>	SPE	cm3	250					50
Artiodactyla	Bovidae	<i>Philantomba monticola</i>	SPE		120		20			28
Artiodactyla	Bovidae	<i>Philantomba monticola</i>	TRO		163	133	194	96	98	137
Artiodactyla	Bovidae	<i>Saiga tatarica</i>	DER	kg	568	358		96	139	232
Artiodactyla	Bovidae	<i>Saiga tatarica</i>	HOR	kg	199	118	285	348	462	282
Artiodactyla	Bovidae	<i>Saiga tatarica</i>	MED	kg					14	3
Artiodactyla	Bovidae	<i>Saiga tatarica</i>	SPE				16			3
Artiodactyla	Bovidae	<i>Saiga tatarica mongolica</i>	SPE				9			2
Artiodactyla	Camelidae	<i>Lama guanicoe</i>	CLO	kg				202	123	65
Artiodactyla	Camelidae	<i>Lama guanicoe</i>	CLO	m				7		1
Artiodactyla	Camelidae	<i>Lama guanicoe</i>	GAR			14	1	84	1	20
Artiodactyla	Camelidae	<i>Lama guanicoe</i>	HAI	kg	1760	773	1040	42	338	790
Artiodactyla	Camelidae	<i>Lama guanicoe</i>	MEA	kg				44	56400	11289
Artiodactyla	Camelidae	<i>Lama guanicoe</i>	SKI	kg		273				55
Artiodactyla	Camelidae	<i>Lama guanicoe</i>	SKI		104	500	500	1	77	236
Artiodactyla	Camelidae	<i>Lama guanicoe</i>	SPE		86	42				26
Artiodactyla	Camelidae	<i>Lama guanicoe</i>	TEE						179	36
Artiodactyla	Camelidae	<i>Vicugna vicugna</i>	CLO	kg			222	363	1202	358
Artiodactyla	Camelidae	<i>Vicugna vicugna</i>	CLO	m	17	11	57	54	57	39
Artiodactyla	Camelidae	<i>Vicugna vicugna</i>	CLO	m2		6				1
Artiodactyla	Camelidae	<i>Vicugna vicugna</i>	CLO		101	52	35	6	1	39
Artiodactyla	Camelidae	<i>Vicugna vicugna</i>	FIB	kg		15	2371	7728	457	2114

Order	Family	Taxon	Term	Unit	2007	2008	2009	2010	2011	Yearly Average
Artiodactyla	Camelidae	<i>Vicugna vicugna</i>	FIB	m				5		1
Artiodactyla	Camelidae	<i>Vicugna vicugna</i>	FIB						375	75
Artiodactyla	Camelidae	<i>Vicugna vicugna</i>	GAR	m			3		3	1
Artiodactyla	Camelidae	<i>Vicugna vicugna</i>	GAR		71	140	316	459	1022	402
Artiodactyla	Camelidae	<i>Vicugna vicugna</i>	HAI	kg	4107	3218	3397	7359	4799	4576
Artiodactyla	Camelidae	<i>Vicugna vicugna</i>	LPS				74	82	116	54
Artiodactyla	Camelidae	<i>Vicugna vicugna</i>	SKI	kg		44				9
Artiodactyla	Camelidae	<i>Vicugna vicugna</i>	SKI				6			1
Artiodactyla	Camelidae	<i>Vicugna vicugna</i>	SPE	m				44		9
Artiodactyla	Hippopotamidae	<i>Hippopotamus amphibius</i>	BOC			23		2		5
Artiodactyla	Hippopotamidae	<i>Hippopotamus amphibius</i>	BON				2	3	120	25
Artiodactyla	Hippopotamidae	<i>Hippopotamus amphibius</i>	CAR	kg					36	7
Artiodactyla	Hippopotamidae	<i>Hippopotamus amphibius</i>	CAR		23	53	25	3	8	22
Artiodactyla	Hippopotamidae	<i>Hippopotamus amphibius</i>	DER				10	33	884	185
Artiodactyla	Hippopotamidae	<i>Hippopotamus amphibius</i>	FOO		14	43	104	170	273	121
Artiodactyla	Hippopotamidae	<i>Hippopotamus amphibius</i>	HAP				6			1
Artiodactyla	Hippopotamidae	<i>Hippopotamus amphibius</i>	HOR	kg			50			10
Artiodactyla	Hippopotamidae	<i>Hippopotamus amphibius</i>	IVC		72		12	3	2	18
Artiodactyla	Hippopotamidae	<i>Hippopotamus amphibius</i>	LIV		3	53	45	16	35	30
Artiodactyla	Hippopotamidae	<i>Hippopotamus amphibius</i>	LPL		5	35	26	11	13	18
Artiodactyla	Hippopotamidae	<i>Hippopotamus amphibius</i>	LPS	m2					6	1
Artiodactyla	Hippopotamidae	<i>Hippopotamus amphibius</i>	LPS		25	57	246	304	142	155
Artiodactyla	Hippopotamidae	<i>Hippopotamus amphibius</i>	SHO		8					2
Artiodactyla	Hippopotamidae	<i>Hippopotamus amphibius</i>	SID				3	6	8	3
Artiodactyla	Hippopotamidae	<i>Hippopotamus amphibius</i>	SKI	ft2	3000					600
Artiodactyla	Hippopotamidae	<i>Hippopotamus amphibius</i>	SKI	m2	25					5
Artiodactyla	Hippopotamidae	<i>Hippopotamus amphibius</i>	SKI		404	474	721	1516	252	673
Artiodactyla	Hippopotamidae	<i>Hippopotamus amphibius</i>	SKP	kg					131	26
Artiodactyla	Hippopotamidae	<i>Hippopotamus amphibius</i>	SKP	m2					94	19
Artiodactyla	Hippopotamidae	<i>Hippopotamus amphibius</i>	SKP		39	111	74	646	926	359
Artiodactyla	Hippopotamidae	<i>Hippopotamus amphibius</i>	SKU		5	42	52	329	144	114
Artiodactyla	Hippopotamidae	<i>Hippopotamus amphibius</i>	SPE		1	65		236	15	63
Artiodactyla	Hippopotamidae	<i>Hippopotamus amphibius</i>	TAI			7	7	10	18	8
Artiodactyla	Hippopotamidae	<i>Hippopotamus amphibius</i>	TEE	kg	6155	7908	6224	6986	6772	6809
Artiodactyla	Hippopotamidae	<i>Hippopotamus amphibius</i>	TEE		585	680	3426	3213	2608	2102
Artiodactyla	Hippopotamidae	<i>Hippopotamus amphibius</i>	TRO		567	496	590	429	409	498
Artiodactyla	Hippopotamidae	<i>Hippopotamus amphibius</i>	TUS	kg	50	80	80	50		52
Artiodactyla	Hippopotamidae	<i>Hippopotamus amphibius</i>	TUS		63	112	414	850	806	449

Order	Family	Taxon	Term	Unit	2007	2008	2009	2010	2011	Yearly Average
Artiodactyla	Moschidae	<i>Moschus moschiferus</i>	DER	kg	9	4	4	2		4
Artiodactyla	Moschidae	<i>Moschus moschiferus</i>	DER		9600					1920
Artiodactyla	Moschidae	<i>Moschus moschiferus</i>	MUS	kg	33	45	77	1229	6063	1489
Artiodactyla	Moschidae	<i>Moschus moschiferus</i>	MUS					3406	711	823
Artiodactyla	Moschidae	<i>Moschus spp.</i>	DER	kg	11	6	1	1		4
Artiodactyla	Moschidae	<i>Moschus spp.</i>	DER		140					28
Artiodactyla	Moschidae	<i>Moschus spp.</i>	MED	kg				3	4	1
Artiodactyla	Moschidae	<i>Moschus spp.</i>	MUS	kg			8	8	16	6
Artiodactyla	Tayassuidae	<i>Pecari tajacu</i>	GAR	pairs	3696	1469				1033
Artiodactyla	Tayassuidae	<i>Pecari tajacu</i>	GAR		7472	5366	4054	6323	5409	5725
Artiodactyla	Tayassuidae	<i>Pecari tajacu</i>	LPS		3228	2974	2903	3610	2710	3085
Artiodactyla	Tayassuidae	<i>Pecari tajacu</i>	SKI		45595	47310	46502	35411	27468	40457
Artiodactyla	Tayassuidae	<i>Pecari tajacu</i>	SKP		2424		700	1820	1300	1249
Artiodactyla	Tayassuidae	<i>Pecari tajacu</i>	SPE		38	100	100	10		50
Artiodactyla	Tayassuidae	<i>Pecari tajacu</i>	TRO		23	16	4	1	9	11
Artiodactyla	Tayassuidae	<i>Tayassu pecari</i>	GAR	pairs		735				147
Artiodactyla	Tayassuidae	<i>Tayassu pecari</i>	GAR		826	665	985	1835	152	893
Artiodactyla	Tayassuidae	<i>Tayassu pecari</i>	LPS		1248		72	1710	348	676
Artiodactyla	Tayassuidae	<i>Tayassu pecari</i>	SKI		12602	11349	14143	14654	6886	11927
Artiodactyla	Tayassuidae	<i>Tayassu pecari</i>	SKP					250	354	121
Artiodactyla	Tayassuidae	<i>Tayassu pecari</i>	SPE			100	203			61
Artiodactyla	Tayassuidae	<i>Tayassu pecari</i>	TRO		19	8	9	3	8	9
Carnivora	Canidae	<i>Canis lupus</i>	BOD		219	139	126	22	10	103
Carnivora	Canidae	<i>Canis lupus</i>	BON		3365	4	3			674
Carnivora	Canidae	<i>Canis lupus</i>	CLA		41	20	63	21		29
Carnivora	Canidae	<i>Canis lupus</i>	CLO		1	7				2
Carnivora	Canidae	<i>Canis lupus</i>	GAR		30	20	109	70	59	58
Carnivora	Canidae	<i>Canis lupus</i>	HAI		38		48	21	25	26
Carnivora	Canidae	<i>Canis lupus</i>	LIV		19	15	10	1		9
Carnivora	Canidae	<i>Canis lupus</i>	LPS		52	2	8	8	1	14
Carnivora	Canidae	<i>Canis lupus</i>	PLA		134	104	1			48
Carnivora	Canidae	<i>Canis lupus</i>	SKI	kg	14					3
Carnivora	Canidae	<i>Canis lupus</i>	SKI		2770	2402	2694	1388	2075	2266
Carnivora	Canidae	<i>Canis lupus</i>	SKP		11	80	40	1	15	29
Carnivora	Canidae	<i>Canis lupus</i>	SKU	kg	9					2
Carnivora	Canidae	<i>Canis lupus</i>	SKU		386	322	249	145	119	244
Carnivora	Canidae	<i>Canis lupus</i>	SPE	mg			14			3
Carnivora	Canidae	<i>Canis lupus</i>	SPE		911	154	611	122	900	540

Order	Family	Taxon	Term	Unit	2007	2008	2009	2010	2011	Yearly Average
Carnivora	Canidae	<i>Canis lupus</i>	TAI		9	2	1	1		3
Carnivora	Canidae	<i>Canis lupus</i>	TEE		201	138	207	193	275	203
Carnivora	Canidae	<i>Canis lupus</i>	TRO		419	316	442	411	438	405
Carnivora	Canidae	<i>Cerdocyon thous</i>	SKI		883		7			178
Carnivora	Canidae	<i>Cerdocyon thous</i>	SPE					200	10	42
Carnivora	Canidae	<i>Chrysocyon brachyurus</i>	DER			310				62
Carnivora	Canidae	<i>Chrysocyon brachyurus</i>	SPE		560	201		70	29	172
Carnivora	Canidae	<i>Lycalopex culpaeus</i>	GAR		173	166	41	60	382	164
Carnivora	Canidae	<i>Lycalopex culpaeus</i>	LPL				14		55	14
Carnivora	Canidae	<i>Lycalopex culpaeus</i>	LPS		104	1	31			27
Carnivora	Canidae	<i>Lycalopex culpaeus</i>	PLA		23	204	7	4	3	48
Carnivora	Canidae	<i>Lycalopex culpaeus</i>	SKI		7510	5213	66	1456	1731	3195
Carnivora	Canidae	<i>Lycalopex culpaeus</i>	SKP		104	67	3		2976	630
Carnivora	Canidae	<i>Lycalopex culpaeus</i>	SPE		12	5				3
Carnivora	Canidae	<i>Lycalopex culpaeus</i>	TAI						160	32
Carnivora	Canidae	<i>Lycalopex griseus</i>	CLO				31			6
Carnivora	Canidae	<i>Lycalopex griseus</i>	DER						35	7
Carnivora	Canidae	<i>Lycalopex griseus</i>	GAR	kg		2	19	43		13
Carnivora	Canidae	<i>Lycalopex griseus</i>	GAR		9118	6374	582	1969	2039	4016
Carnivora	Canidae	<i>Lycalopex griseus</i>	HAI		25			2	3	6
Carnivora	Canidae	<i>Lycalopex griseus</i>	HAP		3	30				7
Carnivora	Canidae	<i>Lycalopex griseus</i>	LPL		66	109	42	69	54	68
Carnivora	Canidae	<i>Lycalopex griseus</i>	LPS		322	19	772	109	77	260
Carnivora	Canidae	<i>Lycalopex griseus</i>	PLA	kg		5				1
Carnivora	Canidae	<i>Lycalopex griseus</i>	PLA		606	1221	398	73	13	462
Carnivora	Canidae	<i>Lycalopex griseus</i>	SKI	kg	364	4		302		134
Carnivora	Canidae	<i>Lycalopex griseus</i>	SKI		316720	187180	16341	46318	62786	125869
Carnivora	Canidae	<i>Lycalopex griseus</i>	SKP	kg	306	184		1		98
Carnivora	Canidae	<i>Lycalopex griseus</i>	SKP		99	179	60	237	75746	15264
Carnivora	Canidae	<i>Lycalopex griseus</i>	SPE		17					3
Carnivora	Canidae	<i>Lycalopex griseus</i>	TAI						1000	200
Carnivora	Canidae	<i>Lycalopex gymnocercus</i>	CLO			33				7
Carnivora	Canidae	<i>Lycalopex gymnocercus</i>	GAR		1054	620	151	108	88	404
Carnivora	Canidae	<i>Lycalopex gymnocercus</i>	LIV		500					100
Carnivora	Canidae	<i>Lycalopex gymnocercus</i>	LPL		52	7				12
Carnivora	Canidae	<i>Lycalopex gymnocercus</i>	LPS		45	25	23	31		25
Carnivora	Canidae	<i>Lycalopex gymnocercus</i>	PLA		8	5	17			6
Carnivora	Canidae	<i>Lycalopex gymnocercus</i>	SKI	kg	25			193		44



Order	Family	Taxon	Term	Unit	2007	2008	2009	2010	2011	Yearly Average
Carnivora	Canidae	<i>Lycalopex gymnocercus</i>	SKI		73427	57862	6652	10708	14418	32613
Carnivora	Canidae	<i>Lycalopex gymnocercus</i>	SKP	kg				33		7
Carnivora	Canidae	<i>Lycalopex gymnocercus</i>	SKP				2		19602	3921
Carnivora	Canidae	<i>Lycalopex gymnocercus</i>	TAI					200		40
Carnivora	Canidae	<i>Vulpes zerda</i>	LIV		102	149	240	206	82	156
Carnivora	Eupleridae	<i>Cryptoprocta ferox</i>	HAI	mg					100	20
Carnivora	Eupleridae	<i>Cryptoprocta ferox</i>	SPE	mg		200		10		42
Carnivora	Eupleridae	<i>Eupleres goudotii</i>	LIV						8	2
Carnivora	Eupleridae	<i>Fossa fossana</i>	LIV						8	2
Carnivora	Felidae	<i>Caracal caracal</i>	BOD		5	13	7	20	22	13
Carnivora	Felidae	<i>Caracal caracal</i>	CLA		40		6		1	9
Carnivora	Felidae	<i>Caracal caracal</i>	HAI			10				2
Carnivora	Felidae	<i>Caracal caracal</i>	LIV		6		3	10	8	5
Carnivora	Felidae	<i>Caracal caracal</i>	SKI		41	40	61	107	175	85
Carnivora	Felidae	<i>Caracal caracal</i>	SKP		200				1	40
Carnivora	Felidae	<i>Caracal caracal</i>	SKU		56	36	40	118	213	93
Carnivora	Felidae	<i>Caracal caracal</i>	SPE		10	1	2	100		23
Carnivora	Felidae	<i>Caracal caracal</i>	TEE		60					12
Carnivora	Felidae	<i>Caracal caracal</i>	TRO		474	635	655	358	611	547
Carnivora	Felidae	<i>Felis manul</i>	SPE		143	15		65		45
Carnivora	Felidae	<i>Felis margarita</i>	LIV		14		5	1		4
Carnivora	Felidae	<i>Felis nigripes</i>	SPE	kg					52	10
Carnivora	Felidae	<i>Felis silvestris</i>	BOD		1	4	2	2	1	2
Carnivora	Felidae	<i>Felis silvestris</i>	GAR			11				2
Carnivora	Felidae	<i>Felis silvestris</i>	HAI			10				2
Carnivora	Felidae	<i>Felis silvestris</i>	SKI		2	8	15	17	26	14
Carnivora	Felidae	<i>Felis silvestris</i>	SKU		2	9	4	21	26	12
Carnivora	Felidae	<i>Felis silvestris</i>	SPE	kg					10	2
Carnivora	Felidae	<i>Felis silvestris</i>	SPE		35		11		6	10
Carnivora	Felidae	<i>Felis silvestris</i>	TRO		104	98	100	100	77	96
Carnivora	Felidae	<i>Felis silvestris libyca</i>	SKI		1	2	9	27	61	20
Carnivora	Felidae	<i>Felis silvestris libyca</i>	SKU			1	9	34	69	23
Carnivora	Felidae	<i>Felis silvestris libyca</i>	TRO		18	73	71	33	67	52
Carnivora	Felidae	<i>Felis spp.</i>	SKI		39					8
Carnivora	Felidae	<i>Felis spp.</i>	TRO		6					1
Carnivora	Felidae	<i>Leopardus colocolo</i>	SPE		25			17		8
Carnivora	Felidae	<i>Leptailurus serval</i>	BOD		4	3	1	5	8	4
Carnivora	Felidae	<i>Leptailurus serval</i>	HAI			10				2



Order	Family	Taxon	Term	Unit	2007	2008	2009	2010	2011	Yearly Average
Carnivora	Felidae	<i>Leptailurus serval</i>	LIV		25	30	15	15	19	21
Carnivora	Felidae	<i>Leptailurus serval</i>	SKI		24	5	15	13	22	16
Carnivora	Felidae	<i>Leptailurus serval</i>	SKP		4	1				1
Carnivora	Felidae	<i>Leptailurus serval</i>	SKU		2	3	16	21	18	12
Carnivora	Felidae	<i>Leptailurus serval</i>	TRO		70	64	45	42	42	53
Carnivora	Felidae	<i>Lynx canadensis</i>	BOD		65	48	26	4	7	30
Carnivora	Felidae	<i>Lynx canadensis</i>	BON			1	8			2
Carnivora	Felidae	<i>Lynx canadensis</i>	CLA		84		84		26	39
Carnivora	Felidae	<i>Lynx canadensis</i>	FOO				40	648		138
Carnivora	Felidae	<i>Lynx canadensis</i>	GAR		638	276	1543	130	1040	725
Carnivora	Felidae	<i>Lynx canadensis</i>	HAI		90		44	21	25	36
Carnivora	Felidae	<i>Lynx canadensis</i>	LPS		1		89	118	66	55
Carnivora	Felidae	<i>Lynx canadensis</i>	PLA	m2					5	1
Carnivora	Felidae	<i>Lynx canadensis</i>	PLA		2	7	1			2
Carnivora	Felidae	<i>Lynx canadensis</i>	SKI		10826	14346	10520	6951	7649	10058
Carnivora	Felidae	<i>Lynx canadensis</i>	SKP		430	191	36		101	152
Carnivora	Felidae	<i>Lynx canadensis</i>	SKU		58	64	77	32	21	50
Carnivora	Felidae	<i>Lynx canadensis</i>	SPE				27			5
Carnivora	Felidae	<i>Lynx canadensis</i>	TAI			209	141		2	70
Carnivora	Felidae	<i>Lynx canadensis</i>	TEE		226	397	77	130	13	169
Carnivora	Felidae	<i>Lynx canadensis</i>	TRO		64	77	59	52	43	59
Carnivora	Felidae	<i>Lynx lynx</i>	BOD		3	2		5	3	3
Carnivora	Felidae	<i>Lynx lynx</i>	HAI				40	62		20
Carnivora	Felidae	<i>Lynx lynx</i>	LIV		1	1			3	1
Carnivora	Felidae	<i>Lynx lynx</i>	SPE		4	258	160	81	561	213
Carnivora	Felidae	<i>Lynx lynx</i>	TEE		335	342	337	607	222	369
Carnivora	Felidae	<i>Lynx lynx</i>	TRO		16	11	18	16	10	14
Carnivora	Felidae	<i>Lynx rufus</i>	BOD		8	7	5	1		4
Carnivora	Felidae	<i>Lynx rufus</i>	CLA		116		54		3	35
Carnivora	Felidae	<i>Lynx rufus</i>	FOO		36			124		32
Carnivora	Felidae	<i>Lynx rufus</i>	GAR		460	766	4590	563	7406	2757
Carnivora	Felidae	<i>Lynx rufus</i>	LPS		1		99	202	166	94
Carnivora	Felidae	<i>Lynx rufus</i>	PLA		2	2	11	1		3
Carnivora	Felidae	<i>Lynx rufus</i>	SKI		35921	64262	34325	33679	57720	45181
Carnivora	Felidae	<i>Lynx rufus</i>	SKP	kg	700			45	103	170
Carnivora	Felidae	<i>Lynx rufus</i>	SKP		119	19		1100	3159	879
Carnivora	Felidae	<i>Lynx rufus</i>	SKU		35	43	26	10	10	25
Carnivora	Felidae	<i>Lynx rufus</i>	SPE				96			19

Order	Family	Taxon	Term	Unit	2007	2008	2009	2010	2011	Yearly Average
Carnivora	Felidae	<i>Lynx rufus</i>	TAI		2599	2038	955	33		1125
Carnivora	Felidae	<i>Lynx rufus</i>	TEE		501	418	981	558	355	563
Carnivora	Felidae	<i>Lynx rufus</i>	TRO		20	20	26	13	23	20
Carnivora	Felidae	<i>Lynx spp.</i>	SKI						125	25
Carnivora	Felidae	<i>Panthera leo</i>	BOD		8	6	3	5	22	9
Carnivora	Felidae	<i>Panthera leo</i>	BON			4	14	261	18	59
Carnivora	Felidae	<i>Panthera leo</i>	CAR		7					1
Carnivora	Felidae	<i>Panthera leo</i>	CLA		7	41	51	32	79	42
Carnivora	Felidae	<i>Panthera leo</i>	FOO				2	4	4	2
Carnivora	Felidae	<i>Panthera leo</i>	GAR				8	1	1	2
Carnivora	Felidae	<i>Panthera leo</i>	HAI		6	50			10	13
Carnivora	Felidae	<i>Panthera leo</i>	LIV		15	11	20	40	15	20
Carnivora	Felidae	<i>Panthera leo</i>	PLA		6	1				1
Carnivora	Felidae	<i>Panthera leo</i>	SKI		87	25	111	78	259	112
Carnivora	Felidae	<i>Panthera leo</i>	SKP		4		3	1	1	2
Carnivora	Felidae	<i>Panthera leo</i>	SKU		5	16	106	78	124	66
Carnivora	Felidae	<i>Panthera leo</i>	SPE	flasks		35				7
Carnivora	Felidae	<i>Panthera leo</i>	SPE		319	97	70	212	226	185
Carnivora	Felidae	<i>Panthera leo</i>	TEE					4	44	10
Carnivora	Felidae	<i>Panthera leo</i>	TRO		603	635	568	513	424	549
Carnivora	Felidae	<i>Panthera pardus</i>	SPE					51		10
Carnivora	Felidae	<i>Prionailurus bengalensis</i>	DER		20					4
Carnivora	Felidae	<i>Prionailurus bengalensis</i>	GAR				20	229		50
Carnivora	Felidae	<i>Prionailurus bengalensis</i>	SKP		78			49		25
Carnivora	Felidae	<i>Prionailurus bengalensis</i>	SPE	flasks	10					2
Carnivora	Felidae	<i>Prionailurus bengalensis</i>	SPE		11					2
Carnivora	Felidae	<i>Prionailurus bengalensis chinensis</i>	GAR					4	11	3
Carnivora	Felidae	<i>Prionailurus bengalensis chinensis</i>	LPS					4	3	1
Carnivora	Felidae	<i>Prionailurus bengalensis chinensis</i>	PLA		158	50				42
Carnivora	Felidae	<i>Prionailurus bengalensis chinensis</i>	SKP		40					8
Carnivora	Felidae	<i>Prionailurus bengalensis euptilura</i>	SPE			21				4
Carnivora	Felidae	<i>Prionailurus spp.</i>	GAR				32			6
Carnivora	Felidae	<i>Puma concolor</i>	BOD		50	24	20	20	2	23
Carnivora	Felidae	<i>Puma concolor</i>	BON		9		4			3
Carnivora	Felidae	<i>Puma concolor</i>	CLA		67	192		82	17	72
Carnivora	Felidae	<i>Puma concolor</i>	DER			250	372			124
Carnivora	Felidae	<i>Puma concolor</i>	GAR			1	8	4	2	3
Carnivora	Felidae	<i>Puma concolor</i>	LIV		7		3	4	2	3

Order	Family	Taxon	Term	Unit	2007	2008	2009	2010	2011	Yearly Average
Carnivora	Felidae	<i>Puma concolor</i>	MEA	kg	41	18				12
Carnivora	Felidae	<i>Puma concolor</i>	PLA		12	7				4
Carnivora	Felidae	<i>Puma concolor</i>	SKI		204	245	131	71	28	136
Carnivora	Felidae	<i>Puma concolor</i>	SKU		130	170	87	68	53	102
Carnivora	Felidae	<i>Puma concolor</i>	SPE		141	33	39		66	56
Carnivora	Felidae	<i>Puma concolor</i>	TEE		156	269		541	246	242
Carnivora	Felidae	<i>Puma concolor</i>	TRO		251	176	135	106	113	156
Carnivora	Felidae	<i>Puma concolor missoulensis</i>	BOD			1	7		1	2
Carnivora	Felidae	<i>Puma concolor missoulensis</i>	CLA				59			12
Carnivora	Felidae	<i>Puma concolor missoulensis</i>	SKI				56			11
Carnivora	Felidae	<i>Puma concolor missoulensis</i>	SKU			1	41		1	9
Carnivora	Mustelidae	<i>Aonyx capensis</i>	BOD		3	2				1
Carnivora	Mustelidae	<i>Aonyx capensis</i>	LIV			2	4			1
Carnivora	Mustelidae	<i>Aonyx cinerea</i>	LIV			4	2	6		2
Carnivora	Mustelidae	<i>Conepatus humboldtii</i>	SPE		10					2
Carnivora	Mustelidae	<i>Enhydra lutris</i>	SPE		8		28	46	132	43
Carnivora	Mustelidae	<i>Galictis vittata</i>	LIV			6				1
Carnivora	Mustelidae	<i>Hydrictis maculicollis</i>	LIV		5	22	2	2		6
Carnivora	Mustelidae	<i>Lontra canadensis</i>	BOD		4	3	4			2
Carnivora	Mustelidae	<i>Lontra canadensis</i>	GAR		57	46	109	52	611	175
Carnivora	Mustelidae	<i>Lontra canadensis</i>	HAI		4		163			33
Carnivora	Mustelidae	<i>Lontra canadensis</i>	LIV		7		4	3	2	3
Carnivora	Mustelidae	<i>Lontra canadensis</i>	LPS		1	25	2	18		9
Carnivora	Mustelidae	<i>Lontra canadensis</i>	PLA				19			4
Carnivora	Mustelidae	<i>Lontra canadensis</i>	SKI		18228	47134	32433	30256	27457	31102
Carnivora	Mustelidae	<i>Lontra canadensis</i>	SKP	kg				45	15	12
Carnivora	Mustelidae	<i>Lontra canadensis</i>	SKP			39	36	1	1106	236
Carnivora	Mustelidae	<i>Lontra canadensis</i>	SKU		27	3	9	1	7	9
Carnivora	Mustelidae	<i>Lontra canadensis</i>	SPE	flasks	18					4
Carnivora	Mustelidae	<i>Lontra canadensis</i>	TAI		103	133	9			49
Carnivora	Mustelidae	<i>Lontra canadensis</i>	TEE		409	346	249	200	335	308
Carnivora	Mustelidae	<i>Lontra canadensis</i>	TRO		17	2	3	3	4	6
Carnivora	Mustelidae	<i>Lutra sumatrana</i>	SPE				10			2
Carnivora	Mustelidae	<i>Lutrinae spp.</i>	SKI		11					2
Carnivora	Otariidae	<i>Arctocephalus australis</i>	BOD				7			1
Carnivora	Otariidae	<i>Arctocephalus australis</i>	HAI			24				5
Carnivora	Otariidae	<i>Arctocephalus australis</i>	LIV		68	96	96	92	45	79
Carnivora	Otariidae	<i>Arctocephalus australis</i>	SPE		211	95			1438	349

Order	Family	Taxon	Term	Unit	2007	2008	2009	2010	2011	Yearly Average
Carnivora	Otariidae	<i>Arctocephalus australis</i>	TEE					31		6
Carnivora	Otariidae	<i>Arctocephalus galapagoensis</i>	SPE				31	66		19
Carnivora	Otariidae	<i>Arctocephalus gazella</i>	BON					5		1
Carnivora	Otariidae	<i>Arctocephalus gazella</i>	HAI			167			18	37
Carnivora	Otariidae	<i>Arctocephalus gazella</i>	SKU		1	2	3			1
Carnivora	Otariidae	<i>Arctocephalus gazella</i>	SPE	kg					8	2
Carnivora	Otariidae	<i>Arctocephalus gazella</i>	SPE		352	485	644	901	1142	705
Carnivora	Otariidae	<i>Arctocephalus gazella</i>	TEE		10	16	17	3	160	41
Carnivora	Otariidae	<i>Arctocephalus pusillus</i>	DER	kg			10			2
Carnivora	Otariidae	<i>Arctocephalus pusillus</i>	GAR				178		17	39
Carnivora	Otariidae	<i>Arctocephalus pusillus</i>	GEN	kg	250	420	645	45	51	282
Carnivora	Otariidae	<i>Arctocephalus pusillus</i>	LIV		23	25				10
Carnivora	Otariidae	<i>Arctocephalus pusillus</i>	LPS					6		1
Carnivora	Otariidae	<i>Arctocephalus pusillus</i>	MEA	kg	440				50	98
Carnivora	Otariidae	<i>Arctocephalus pusillus</i>	OIL	l		9390	37000	7600	1250	11048
Carnivora	Otariidae	<i>Arctocephalus pusillus</i>	OIL					1000	12	202
Carnivora	Otariidae	<i>Arctocephalus pusillus</i>	SKI		26081	56754	32513	19691	73326	41673
Carnivora	Otariidae	<i>Arctocephalus pusillus</i>	SKP					850		170
Carnivora	Otariidae	<i>Arctocephalus pusillus</i>	SPE			54		83		27
Carnivora	Otariidae	<i>Arctocephalus pusillus</i>	TEE		40					8
Carnivora	Otariidae	<i>Arctocephalus pusillus</i>	TRO	kg			20			4
Carnivora	Otariidae	<i>Arctocephalus pusillus</i>	TRO		3	2				1
Carnivora	Otariidae	<i>Arctocephalus pusillus doriferus</i>	DER				50			10
Carnivora	Otariidae	<i>Arctocephalus pusillus doriferus</i>	SPE	flasks	54					11
Carnivora	Otariidae	<i>Arctocephalus pusillus doriferus</i>	SPE					50		10
Carnivora	Otariidae	<i>Arctocephalus tropicalis</i>	SPE	kg		20				4
Carnivora	Phocidae	<i>Mirounga leonina</i>	BOD		64					13
Carnivora	Phocidae	<i>Mirounga leonina</i>	CLA				30			6
Carnivora	Phocidae	<i>Mirounga leonina</i>	HAI		300	300	400	1000	30	406
Carnivora	Phocidae	<i>Mirounga leonina</i>	SKP		15				13	6
Carnivora	Phocidae	<i>Mirounga leonina</i>	SPE	flasks	96					19
Carnivora	Phocidae	<i>Mirounga leonina</i>	SPE		1982	901	308	9014	216	2484
Carnivora	Phocidae	<i>Mirounga leonina</i>	TEE		6			1		1
Carnivora	Procyonidae	<i>Potos flavus</i>	LIV				6			1
Carnivora	Ursidae	<i>Ursus americanus</i>	BOD	kg	8					2
Carnivora	Ursidae	<i>Ursus americanus</i>	BOD		572	442	632	16	55	343
Carnivora	Ursidae	<i>Ursus americanus</i>	BON		94	30	66	8	23	44
Carnivora	Ursidae	<i>Ursus americanus</i>	BOP		3		1	1		1

Order	Family	Taxon	Term	Unit	2007	2008	2009	2010	2011	Yearly Average
Carnivora	Ursidae	<i>Ursus americanus</i>	CAR		1	1	20	120		28
Carnivora	Ursidae	<i>Ursus americanus</i>	CLA		5731	5404	26527	5439	1641	8948
Carnivora	Ursidae	<i>Ursus americanus</i>	DER			16		1		3
Carnivora	Ursidae	<i>Ursus americanus</i>	FOO		34	4	11	22	10	16
Carnivora	Ursidae	<i>Ursus americanus</i>	GAB		7	4				2
Carnivora	Ursidae	<i>Ursus americanus</i>	GAR	kg			7			1
Carnivora	Ursidae	<i>Ursus americanus</i>	GAR		4	3	543	448	319	263
Carnivora	Ursidae	<i>Ursus americanus</i>	GEN		2	7	1			2
Carnivora	Ursidae	<i>Ursus americanus</i>	HAI		309	10034	12622	18042	13834	10968
Carnivora	Ursidae	<i>Ursus americanus</i>	LIV					41	2	9
Carnivora	Ursidae	<i>Ursus americanus</i>	LPS		6					1
Carnivora	Ursidae	<i>Ursus americanus</i>	MEA	kg	4008	2284	3797	2838	2312	3048
Carnivora	Ursidae	<i>Ursus americanus</i>	MEA		168	126	191	92	123	140
Carnivora	Ursidae	<i>Ursus americanus</i>	PLA		692	564	29			257
Carnivora	Ursidae	<i>Ursus americanus</i>	SKI	kg	46					9
Carnivora	Ursidae	<i>Ursus americanus</i>	SKI		4468	3560	3584	977	651	2648
Carnivora	Ursidae	<i>Ursus americanus</i>	SKP	kg			11			2
Carnivora	Ursidae	<i>Ursus americanus</i>	SKP		49	34	78	52	25	48
Carnivora	Ursidae	<i>Ursus americanus</i>	SKU	kg	57					11
Carnivora	Ursidae	<i>Ursus americanus</i>	SKU		2840	2475	2391	901	921	1906
Carnivora	Ursidae	<i>Ursus americanus</i>	SPE		25	166	3367	327	457	868
Carnivora	Ursidae	<i>Ursus americanus</i>	TAI				10			2
Carnivora	Ursidae	<i>Ursus americanus</i>	TEE		6135	6954	6827	8690	5951	6911
Carnivora	Ursidae	<i>Ursus americanus</i>	TRO	kg	10		5	2	2	4
Carnivora	Ursidae	<i>Ursus americanus</i>	TRO		8128	6496	8630	7429	7740	7685
Carnivora	Ursidae	<i>Ursus arctos</i>	BOD		48	41	29	6	6	26
Carnivora	Ursidae	<i>Ursus arctos</i>	BON		7	4	2	1		3
Carnivora	Ursidae	<i>Ursus arctos</i>	CLA		356	109	127	23	5	124
Carnivora	Ursidae	<i>Ursus arctos</i>	GAB	kg	12	1		3123	3	628
Carnivora	Ursidae	<i>Ursus arctos</i>	GAL	kg	29	19				10
Carnivora	Ursidae	<i>Ursus arctos</i>	GAL		13600		69	4		2735
Carnivora	Ursidae	<i>Ursus arctos</i>	GAR				12	22	6	8
Carnivora	Ursidae	<i>Ursus arctos</i>	HAI		286	290	267	7281	2547	2134
Carnivora	Ursidae	<i>Ursus arctos</i>	LIV		9	7	8	13	9	9
Carnivora	Ursidae	<i>Ursus arctos</i>	MEA	kg	2	1206				241
Carnivora	Ursidae	<i>Ursus arctos</i>	MEA		581		611	319		302
Carnivora	Ursidae	<i>Ursus arctos</i>	PLA		2	9	2			3
Carnivora	Ursidae	<i>Ursus arctos</i>	SKI	kg				1000		200

Order	Family	Taxon	Term	Unit	2007	2008	2009	2010	2011	Yearly Average
Carnivora	Ursidae	<i>Ursus arctos</i>	SKI		297	326	203	49	25	180
Carnivora	Ursidae	<i>Ursus arctos</i>	SKP			4	2	2	2	2
Carnivora	Ursidae	<i>Ursus arctos</i>	SKU		164	176	146	73	33	118
Carnivora	Ursidae	<i>Ursus arctos</i>	SPE		300	1350	204	11342	770	2793
Carnivora	Ursidae	<i>Ursus arctos</i>	TEE		1317	966	1397	1412	1028	1224
Carnivora	Ursidae	<i>Ursus arctos</i>	TRO		835	789	675	476	481	651
Carnivora	Ursidae	<i>Ursus arctos</i>	UNS		8					2
Carnivora	Ursidae	<i>Ursus arctos</i>	WAX		66200					13240
Carnivora	Ursidae	<i>Ursus arctos horribilis</i>	BON		2	2			1	1
Carnivora	Ursidae	<i>Ursus arctos horribilis</i>	CLA		254					51
Carnivora	Ursidae	<i>Ursus arctos horribilis</i>	GAR				2	5	10	3
Carnivora	Ursidae	<i>Ursus arctos horribilis</i>	HAI		38		1665	1134	13147	3197
Carnivora	Ursidae	<i>Ursus arctos horribilis</i>	PLA		16	5				4
Carnivora	Ursidae	<i>Ursus arctos horribilis</i>	SKI		50	52	3	7	79	38
Carnivora	Ursidae	<i>Ursus arctos horribilis</i>	SKU		53	55	3	23	30	33
Carnivora	Ursidae	<i>Ursus arctos horribilis</i>	SPE				61	86	162	62
Carnivora	Ursidae	<i>Ursus arctos horribilis</i>	TRO		74	52	12	26	35	40
Carnivora	Ursidae	<i>Ursus maritimus</i>	BOD		29	24	18	21	4	19
Carnivora	Ursidae	<i>Ursus maritimus</i>	BON		110	317	26	2	1	91
Carnivora	Ursidae	<i>Ursus maritimus</i>	CAR		39	21	8	5	1	15
Carnivora	Ursidae	<i>Ursus maritimus</i>	CLA		49	49	22	7	8	27
Carnivora	Ursidae	<i>Ursus maritimus</i>	GAR		6				1	1
Carnivora	Ursidae	<i>Ursus maritimus</i>	HAI		606	365	925	550	650	619
Carnivora	Ursidae	<i>Ursus maritimus</i>	LIV		8			1	6	3
Carnivora	Ursidae	<i>Ursus maritimus</i>	SKI	kg			17			3
Carnivora	Ursidae	<i>Ursus maritimus</i>	SKI		574	409	305	225	175	338
Carnivora	Ursidae	<i>Ursus maritimus</i>	SKP		36	5	171	14	17	49
Carnivora	Ursidae	<i>Ursus maritimus</i>	SKU		385	116	97	22	55	135
Carnivora	Ursidae	<i>Ursus maritimus</i>	SPE	kg	5	26	1	820		170
Carnivora	Ursidae	<i>Ursus maritimus</i>	SPE		1103	877	396	502	1352	846
Carnivora	Ursidae	<i>Ursus maritimus</i>	TEE		72	726	19	97	2780	739
Carnivora	Ursidae	<i>Ursus maritimus</i>	TRO		140	50	54	18	129	78
Carnivora	Ursidae	<i>Ursus spp.</i>	HAI			1354	1647			600
Carnivora	Ursidae	<i>Ursus spp.</i>	SPE			169	82			50
Carnivora	Viverridae	<i>Civettictis civetta</i>	SKU			2		2	1	1
Carnivora	Viverridae	<i>Civettictis civetta</i>	TRO		14	5	12	4	5	8
Carnivora	Viverridae	<i>Cynogale bennettii</i>	SPE					16		3
Carnivora	Viverridae	<i>Hemigalus derbyanus</i>	SPE					25		5

Order	Family	Taxon	Term	Unit	2007	2008	2009	2010	2011	Yearly Average
Carnivora	Viverridae	<i>Prionodon linsang</i>	SPE					30		6
Cetacea	(Cetacea)	<i>Cetacea</i> spp.	BON		9	3				2
Cetacea	(Cetacea)	<i>Cetacea</i> spp.	CAR		31	7		7	6	10
Cetacea	(Cetacea)	<i>Cetacea</i> spp.	SKP			170	8	150		66
Cetacea	(Cetacea)	<i>Cetacea</i> spp.	SPE		1		16	11	3	6
Cetacea	(Cetacea)	<i>Cetacea</i> spp.	TEE		5	22	2			6
Cetacea	Balaenopteridae	<i>Balaenoptera acutorostrata</i>	BAL		3	19		6	33	5
Cetacea	Balaenopteridae	<i>Balaenoptera acutorostrata</i>	BON	kg			25			5
Cetacea	Balaenopteridae	<i>Balaenoptera acutorostrata</i>	BON			5	8	44	1	12
Cetacea	Balaenopteridae	<i>Balaenoptera acutorostrata</i>	CAR		18	77	106	174	10	77
Cetacea	Balaenopteridae	<i>Balaenoptera acutorostrata</i>	MEA	kg	1488	421	472		1083	693
Cetacea	Balaenopteridae	<i>Balaenoptera acutorostrata</i>	SPE		2		10			2
Cetacea	Delphinidae	<i>Cephalorhynchus commersonii</i>	SPE		129	410				108
Cetacea	Delphinidae	<i>Cephalorhynchus heavisidii</i>	SKI						104	21
Cetacea	Delphinidae	<i>Cephalorhynchus heavisidii</i>	SPE				26	64	410	100
Cetacea	Delphinidae	<i>Delphinidae</i> spp.	SPE		1			3	5	2
Cetacea	Delphinidae	<i>Delphinidae</i> spp.	TEE				93			19
Cetacea	Delphinidae	<i>Delphinus capensis</i>	SPE			47	165		106	64
Cetacea	Delphinidae	<i>Delphinus delphis</i>	BON		26					5
Cetacea	Delphinidae	<i>Delphinus delphis</i>	SPE	flasks	10					2
Cetacea	Delphinidae	<i>Delphinus delphis</i>	SPE		32	115	298	119	24	118
Cetacea	Delphinidae	<i>Delphinus delphis</i>	TEE					3	8	2
Cetacea	Delphinidae	<i>Delphinus</i> spp.	SPE		3	2		100	1	21
Cetacea	Delphinidae	<i>Feresa attenuata</i>	SPE				12			2
Cetacea	Delphinidae	<i>Globicephala macrorhynchus</i>	SPE			11	124	2	170	61
Cetacea	Delphinidae	<i>Globicephala macrorhynchus</i>	TEE		3			12		3
Cetacea	Delphinidae	<i>Globicephala melas</i>	MEA	kg	8	181		100	1	58
Cetacea	Delphinidae	<i>Globicephala melas</i>	MEA			31				6
Cetacea	Delphinidae	<i>Globicephala melas</i>	SKP		24					5
Cetacea	Delphinidae	<i>Globicephala melas</i>	SPE	kg			1	1	10	2
Cetacea	Delphinidae	<i>Globicephala melas</i>	SPE		1	1	94	139	35	54
Cetacea	Delphinidae	<i>Globicephala melas</i>	TEE		46	30		2		16
Cetacea	Delphinidae	<i>Grampus griseus</i>	LIV			5	2	2		2
Cetacea	Delphinidae	<i>Grampus griseus</i>	SPE		48	2	37	101	52	48
Cetacea	Delphinidae	<i>Grampus griseus</i>	TEE					27		5
Cetacea	Delphinidae	<i>Lagenodelphis hosei</i>	BON		44					9
Cetacea	Delphinidae	<i>Lagenodelphis hosei</i>	SPE		1	2	10		58	14
Cetacea	Delphinidae	<i>Lagenorhynchus acutus</i>	SPE				70			14



Order	Family	Taxon	Term	Unit	2007	2008	2009	2010	2011	Yearly Average
Cetacea	Delphinidae	<i>Lagenorhynchus acutus</i>	TEE					140		28
Cetacea	Delphinidae	<i>Lagenorhynchus albirostris</i>	SPE			10				2
Cetacea	Delphinidae	<i>Lagenorhynchus australis</i>	SPE		41	4				9
Cetacea	Delphinidae	<i>Lagenorhynchus cruciger</i>	SPE		5					1
Cetacea	Delphinidae	<i>Lagenorhynchus obliquidens</i>	LIV			10	7	7	2	5
Cetacea	Delphinidae	<i>Lagenorhynchus obliquidens</i>	SPE		10		10			4
Cetacea	Delphinidae	<i>Lagenorhynchus obscurus</i>	BOD				9			2
Cetacea	Delphinidae	<i>Lagenorhynchus obscurus</i>	SPE		49	27	51			25
Cetacea	Delphinidae	<i>Lissodelphis peronii</i>	SPE		39					8
Cetacea	Delphinidae	<i>Orcinus orca</i>	CAR			10	11	12		7
Cetacea	Delphinidae	<i>Orcinus orca</i>	SKP				13		10	5
Cetacea	Delphinidae	<i>Orcinus orca</i>	SPE	kg				1	10	2
Cetacea	Delphinidae	<i>Orcinus orca</i>	SPE		110	57	112	76	134	98
Cetacea	Delphinidae	<i>Orcinus orca</i>	TEE			10	2	4	13	6
Cetacea	Delphinidae	<i>Peponocephala electra</i>	SPE			91	42		110	49
Cetacea	Delphinidae	<i>Peponocephala electra</i>	TEE			6				1
Cetacea	Delphinidae	<i>Pseudorca crassidens</i>	LIV		10	1			4	3
Cetacea	Delphinidae	<i>Pseudorca crassidens</i>	SPE		36	2	12	5	61	23
Cetacea	Delphinidae	<i>Stenella attenuata</i>	LIV				3	6	4	3
Cetacea	Delphinidae	<i>Stenella attenuata</i>	SKI				5			1
Cetacea	Delphinidae	<i>Stenella attenuata</i>	SKP				10			2
Cetacea	Delphinidae	<i>Stenella attenuata</i>	SPE		5	25	14	1	6	10
Cetacea	Delphinidae	<i>Stenella attenuata</i>	TEE			175				35
Cetacea	Delphinidae	<i>Stenella coeruleoalba</i>	SPE		1	4	83		22	22
Cetacea	Delphinidae	<i>Stenella coeruleoalba</i>	TEE					3	2	1
Cetacea	Delphinidae	<i>Stenella frontalis</i>	BON		51					10
Cetacea	Delphinidae	<i>Stenella frontalis</i>	SPE					30		6
Cetacea	Delphinidae	<i>Stenella frontalis</i>	TEE					3	3	1
Cetacea	Delphinidae	<i>Stenella longirostris</i>	SKI				6			1
Cetacea	Delphinidae	<i>Stenella longirostris</i>	SKP				5			1
Cetacea	Delphinidae	<i>Stenella longirostris</i>	SPE		1	115	33		42	38
Cetacea	Delphinidae	<i>Steno bredanensis</i>	BON		21					4
Cetacea	Delphinidae	<i>Steno bredanensis</i>	SPE		176	36	10	2	9	47
Cetacea	Delphinidae	<i>Tursiops aduncus</i>	LIV		28	54	9			18
Cetacea	Delphinidae	<i>Tursiops aduncus</i>	SKI				3		63	13
Cetacea	Delphinidae	<i>Tursiops aduncus</i>	SKP				25			5
Cetacea	Delphinidae	<i>Tursiops aduncus</i>	SPE		25	130	19	20	353	109
Cetacea	Delphinidae	<i>Tursiops spp.</i>	SPE			1		167		34

Order	Family	Taxon	Term	Unit	2007	2008	2009	2010	2011	Yearly Average
Cetacea	Delphinidae	<i>Tursiops truncatus</i>	BOD			3			651	131
Cetacea	Delphinidae	<i>Tursiops truncatus</i>	BON		26					5
Cetacea	Delphinidae	<i>Tursiops truncatus</i>	LIV		78	51	51	113	67	72
Cetacea	Delphinidae	<i>Tursiops truncatus</i>	SKI				19		6	5
Cetacea	Delphinidae	<i>Tursiops truncatus</i>	SKP				38	65		21
Cetacea	Delphinidae	<i>Tursiops truncatus</i>	SPE		308	185	569	21	124	241
Cetacea	Delphinidae	<i>Tursiops truncatus</i>	TEE		78	60	60	29	17	49
Cetacea	Monodontidae	<i>Delphinapterus leucas</i>	CAR		10	124	88	221	29	94
Cetacea	Monodontidae	<i>Delphinapterus leucas</i>	LIV			17	35	26	36	23
Cetacea	Monodontidae	<i>Delphinapterus leucas</i>	MEA	kg		105	175		418	140
Cetacea	Monodontidae	<i>Delphinapterus leucas</i>	SPE		1	38	129	117	30	63
Cetacea	Monodontidae	<i>Delphinapterus leucas</i>	TEE		1	523	9	1	3	107
Cetacea	Monodontidae	<i>Monodon monoceros</i>	BON		120					24
Cetacea	Monodontidae	<i>Monodon monoceros</i>	CAR			1556	269	231	75	426
Cetacea	Monodontidae	<i>Monodon monoceros</i>	DER				7			1
Cetacea	Monodontidae	<i>Monodon monoceros</i>	SKU		4	4	3	3		3
Cetacea	Monodontidae	<i>Monodon monoceros</i>	SPE	kg				1000		200
Cetacea	Monodontidae	<i>Monodon monoceros</i>	SPE		100	251	181	61		119
Cetacea	Monodontidae	<i>Monodon monoceros</i>	TEE		25	30	10	7	23	19
Cetacea	Monodontidae	<i>Monodon monoceros</i>	TRO			3	1	1	1	1
Cetacea	Monodontidae	<i>Monodon monoceros</i>	TUS	kg		20			16	7
Cetacea	Monodontidae	<i>Monodon monoceros</i>	TUS		213	245	191	173	132	191
Cetacea	Phocoenidae	<i>Phocoena dioptrica</i>	SPE		89					18
Cetacea	Phocoenidae	<i>Phocoena phocoena</i>	BOD				3	2		1
Cetacea	Phocoenidae	<i>Phocoena phocoena</i>	BON	kg				3	6	2
Cetacea	Phocoenidae	<i>Phocoena phocoena</i>	DER					11		2
Cetacea	Phocoenidae	<i>Phocoena phocoena</i>	MEA	kg		5			47	10
Cetacea	Phocoenidae	<i>Phocoena phocoena</i>	SPE		83	49	372	2219	18	548
Cetacea	Phocoenidae	<i>Phocoena phocoena</i>	TEE		137	74				42
Cetacea	Phocoenidae	<i>Phocoena spinipinnis</i>	SPE		8				4	2
Cetacea	Phocoenidae	<i>Phocoenoides dalli</i>	SPE		1	20		1		4
Cetacea	Phocoenidae	<i>Phocoenoides dalli</i>	TEE		14	22				7
Cetacea	Physeteridae	<i>Kogia breviceps</i>	SPE		1	43	13		8	13
Cetacea	Physeteridae	<i>Kogia breviceps</i>	TEE		14					3
Cetacea	Physeteridae	<i>Kogia sima</i>	SPE		175		10		12	39
Cetacea	Physeteridae	<i>Physeter macrocephalus</i>	DER	kg					28	6
Cetacea	Platanistidae	<i>Inia geoffrensis</i>	SKI			50				10
Cetacea	Platanistidae	<i>Inia geoffrensis</i>	TEE			20	38			12

Order	Family	Taxon	Term	Unit	2007	2008	2009	2010	2011	Yearly Average
Cetacea	Platanistidae	<i>Pontoporia blainvillei</i>	BOD						50	10
Cetacea	Platanistidae	<i>Pontoporia blainvillei</i>	SPE			93				19
Cetacea	Platanistidae	<i>Pontoporia blainvillei</i>	TEE			300	320	232		170
Cetacea	Ziphiidae	<i>Berardius arnuxii</i>	SPE	kg					8	2
Cetacea	Ziphiidae	<i>Indopacetus pacificus</i>	SPE				10			2
Cetacea	Ziphiidae	<i>Mesoplodon densirostris</i>	SPE		100	40	73	30	113	71
Cetacea	Ziphiidae	<i>Mesoplodon europaeus</i>	SPE		40	40		19	60	32
Cetacea	Ziphiidae	<i>Mesoplodon hectori</i>	BON			6				1
Cetacea	Ziphiidae	<i>Mesoplodon hectori</i>	SPE			6				1
Cetacea	Ziphiidae	<i>Mesoplodon mirus</i>	SPE			7				1
Cetacea	Ziphiidae	<i>Mesoplodon spp.</i>	SPE			4	10		3	3
Cetacea	Ziphiidae	<i>Tasmacetus shepherdi</i>	BON			7				1
Cetacea	Ziphiidae	<i>Tasmacetus shepherdi</i>	SPE			7				1
Cetacea	Ziphiidae	<i>Ziphius cavirostris</i>	BON		8	56			10	15
Cetacea	Ziphiidae	<i>Ziphius cavirostris</i>	SPE		100	176	64	33	120	99
Cetacea	Ziphiidae	<i>Ziphius spp.</i>	SPE			6				1
Chiroptera	Pteropodidae	<i>Pteropus aldabrensis</i>	SPE				10			2
Chiroptera	Pteropodidae	<i>Pteropus alecto</i>	DER				12			2
Chiroptera	Pteropodidae	<i>Pteropus alecto</i>	SPE	flasks	13					3
Chiroptera	Pteropodidae	<i>Pteropus alecto</i>	SPE				1	20	4	5
Chiroptera	Pteropodidae	<i>Pteropus giganteus</i>	SPE	l				2	4	1
Chiroptera	Pteropodidae	<i>Pteropus giganteus</i>	SPE		3130	1600	958	1800	380	1574
Chiroptera	Pteropodidae	<i>Pteropus hypomelanus</i>	SPE		570		1			114
Chiroptera	Pteropodidae	<i>Pteropus neohibernicus</i>	SPE				37			7
Chiroptera	Pteropodidae	<i>Pteropus niger</i>	BOD			4	4			2
Chiroptera	Pteropodidae	<i>Pteropus pumilus</i>	SPE		6	7	1			3
Chiroptera	Pteropodidae	<i>Pteropus seychellensis</i>	SPE		80					16
Chiroptera	Pteropodidae	<i>Pteropus vampyrus</i>	LIV		100	115	95	20	145	95
Chiroptera	Pteropodidae	<i>Pteropus vampyrus</i>	SPE		425	1	47			95
Cingulata	Dasypodidae	<i>Chaetophractus nationi</i>	SPE						15	3
Diprotodontia	Phalangeridae	<i>Phalanger mimicus</i>	SPE			5	9			3
Diprotodontia	Phalangeridae	<i>Phalanger orientalis</i>	LIV						20	4
Diprotodontia	Phalangeridae	<i>Spilocuscus maculatus</i>	BON				7			1
Diprotodontia	Phalangeridae	<i>Spilocuscus maculatus</i>	HAI			7				1
Diprotodontia	Phalangeridae	<i>Spilocuscus maculatus</i>	SKI			32	15		25	14
Diprotodontia	Phalangeridae	<i>Spilocuscus maculatus</i>	SKP		4				1	1
Diprotodontia	Phalangeridae	<i>Spilocuscus maculatus</i>	SPE			2	7			2
Monotremata	Tachyglossidae	<i>Zaglossus bartoni</i>	SPE			5				1

Order	Family	Taxon	Term	Unit	2007	2008	2009	2010	2011	Yearly Average
Perissodactyla	Equidae	<i>Equus zebra</i>	PLA				16			3
Perissodactyla	Equidae	<i>Equus zebra</i>	SKI			9	3	15	3	6
Perissodactyla	Equidae	<i>Equus zebra hartmannae</i>	BOD		1	1	2	14		4
Perissodactyla	Equidae	<i>Equus zebra hartmannae</i>	DER				5	2		1
Perissodactyla	Equidae	<i>Equus zebra hartmannae</i>	FOO		20	75	145	51	117	82
Perissodactyla	Equidae	<i>Equus zebra hartmannae</i>	GAR		1	1	5	4	1	2
Perissodactyla	Equidae	<i>Equus zebra hartmannae</i>	LPL		14	34	2	76	13	28
Perissodactyla	Equidae	<i>Equus zebra hartmannae</i>	LPS			9	24	66	23	24
Perissodactyla	Equidae	<i>Equus zebra hartmannae</i>	SKI		1088	1421	2411	1280	2005	1641
Perissodactyla	Equidae	<i>Equus zebra hartmannae</i>	SKP		3	12	16	115	129	55
Perissodactyla	Equidae	<i>Equus zebra hartmannae</i>	SKU		2	3	8	5	2	4
Perissodactyla	Equidae	<i>Equus zebra hartmannae</i>	SPE				50		130	36
Perissodactyla	Equidae	<i>Equus zebra hartmannae</i>	TEE				75	19	14	22
Perissodactyla	Equidae	<i>Equus zebra hartmannae</i>	TRO		1230	1717	945	624	515	1006
Perissodactyla	Rhinocerotidae	<i>Ceratotherium simum</i>	FOO				16	4	40	12
Perissodactyla	Rhinocerotidae	<i>Ceratotherium simum</i>	HOR				2	4	54	12
Perissodactyla	Rhinocerotidae	<i>Ceratotherium simum</i>	LIV				4	9	87	20
Perissodactyla	Rhinocerotidae	<i>Ceratotherium simum</i>	SKI					1	11	2
Perissodactyla	Rhinocerotidae	<i>Ceratotherium simum</i>	SPE				30	1	17	10
Perissodactyla	Rhinocerotidae	<i>Ceratotherium simum</i>	TRO				5	16	2	5
Perissodactyla	Rhinocerotidae	<i>Ceratotherium simum simum</i>	BOD				26		1	5
Perissodactyla	Rhinocerotidae	<i>Ceratotherium simum simum</i>	BON		10	54	56	4	5	26
Perissodactyla	Rhinocerotidae	<i>Ceratotherium simum simum</i>	DER					7		1
Perissodactyla	Rhinocerotidae	<i>Ceratotherium simum simum</i>	FOO		20	46	61	55	83	53
Perissodactyla	Rhinocerotidae	<i>Ceratotherium simum simum</i>	GEN				1	1	3	1
Perissodactyla	Rhinocerotidae	<i>Ceratotherium simum simum</i>	HOR		10	14	90	154	177	89
Perissodactyla	Rhinocerotidae	<i>Ceratotherium simum simum</i>	LIV		75	71	18	95	79	68
Perissodactyla	Rhinocerotidae	<i>Ceratotherium simum simum</i>	LPL		4	5			4	3
Perissodactyla	Rhinocerotidae	<i>Ceratotherium simum simum</i>	LPS				28		13	8
Perissodactyla	Rhinocerotidae	<i>Ceratotherium simum simum</i>	SKI	m2			18			4
Perissodactyla	Rhinocerotidae	<i>Ceratotherium simum simum</i>	SKI		3	4	10	19	25	12
Perissodactyla	Rhinocerotidae	<i>Ceratotherium simum simum</i>	SKP	m2			18			4
Perissodactyla	Rhinocerotidae	<i>Ceratotherium simum simum</i>	SKP		3	1	22	14	14	11
Perissodactyla	Rhinocerotidae	<i>Ceratotherium simum simum</i>	SKU		3	2	3	14	17	8
Perissodactyla	Rhinocerotidae	<i>Ceratotherium simum simum</i>	SPE		3	2		170	148	65
Perissodactyla	Rhinocerotidae	<i>Ceratotherium simum simum</i>	TAI		3	1	4	4	7	4
Perissodactyla	Rhinocerotidae	<i>Ceratotherium simum simum</i>	TRO		231	196	181	69	114	158
Perissodactyla	Tapiridae	<i>Tapirus terrestris</i>	DER				30	35		13

Order	Family	Taxon	Term	Unit	2007	2008	2009	2010	2011	Yearly Average
Perissodactyla	Tapiridae	<i>Tapirus terrestris</i>	FOO					8		2
Perissodactyla	Tapiridae	<i>Tapirus terrestris</i>	LIV		2	2			5	2
Perissodactyla	Tapiridae	<i>Tapirus terrestris</i>	SPE		38	14				10
Pholidota	Manidae	<i>Manis culionensis</i>	SPE		1		6			1
Pholidota	Manidae	<i>Manis gigantea</i>	LIV						10	2
Pholidota	Manidae	<i>Manis gigantea</i>	SCA	kg					50	10
Pholidota	Manidae	<i>Manis gigantea</i>	SCA						20	4
Pholidota	Manidae	<i>Manis gigantea</i>	SKI						10	2
Pholidota	Manidae	<i>Manis gigantea</i>	SPE		11					2
Pholidota	Manidae	<i>Manis javanica</i>	SPE		2	13				3
Pholidota	Manidae	<i>Manis pentadactyla</i>	SKI					1000		200
Pholidota	Manidae	<i>Manis pentadactyla</i>	SPE		80					16
Pholidota	Manidae	<i>Manis spp.</i>	SPE		6					1
Pholidota	Manidae	<i>Manis tetradactyla</i>	SKU		10					2
Pholidota	Manidae	<i>Manis tetradactyla</i>	SPE		21			3		5
Pholidota	Manidae	<i>Manis tricuspis</i>	LIV		26	500	10	2	14	110
Pholidota	Manidae	<i>Manis tricuspis</i>	SKI						256	51
Pholidota	Manidae	<i>Manis tricuspis</i>	SPE		92				1	19
Pilosa	Bradypodidae	<i>Bradypus variegatus</i>	DER						20	4
Pilosa	Bradypodidae	<i>Bradypus variegatus</i>	SPE		208			378	251	167
Pilosa	Myrmecophagidae	<i>Myrmecophaga tridactyla</i>	LIV		1	8	12		2	5
Pilosa	Myrmecophagidae	<i>Myrmecophaga tridactyla</i>	SPE						70	14
Primates	Atelidae	<i>Alouatta caraya</i>	LIV						6	1
Primates	Atelidae	<i>Alouatta caraya</i>	SPE				20			4
Primates	Atelidae	<i>Alouatta palliata</i>	SPE					500		100
Primates	Atelidae	<i>Alouatta pigra</i>	SPE					134		27
Primates	Atelidae	<i>Alouatta seniculus</i>	LIV					60		12
Primates	Atelidae	<i>Alouatta seniculus</i>	SPE				15		206	44
Primates	Atelidae	<i>Ateles belzebuth</i>	SPE		88		1		8	19
Primates	Atelidae	<i>Ateles chamek</i>	SPE						62	12
Primates	Atelidae	<i>Ateles geoffroyi</i>	SPE		30		168	500	330	206
Primates	Atelidae	<i>Ateles hybridus</i>	SPE						250	50
Primates	Atelidae	<i>Ateles paniscus</i>	LIV				12	60		14
Primates	Atelidae	<i>Ateles spp.</i>	LIV						8	2
Primates	Atelidae	<i>Lagothrix lagotricha</i>	SPE		51	18			155	45
Primates	Atelidae	<i>Lagothrix poeppigii</i>	SPE		8	33	32	1		15
Primates	Atelidae	<i>Oreonax flavicauda</i>	SPE						14	3
Primates	Cebidae	<i>Aotus azarae</i>	SPE		66		510			115

Order	Family	Taxon	Term	Unit	2007	2008	2009	2010	2011	Yearly Average
Primates	Cebidae	<i>Aotus lemurinus</i>	SPE	I				25		5
Primates	Cebidae	<i>Aotus lemurinus</i>	SPE		755	73	318	159	452	351
Primates	Cebidae	<i>Aotus nancymae</i>	SPE		32				2	7
Primates	Cebidae	<i>Aotus nigriceps</i>	SPE						14	3
Primates	Cebidae	<i>Aotus</i> spp.	SPE						14	3
Primates	Cebidae	<i>Callicebus cupreus</i>	LIV			6				1
Primates	Cebidae	<i>Callicebus cupreus</i>	SPE		19					4
Primates	Cebidae	<i>Callicebus discolor</i>	SPE		126	17	4	3	1	30
Primates	Cebidae	<i>Callithrix jacchus</i>	SPE						75	15
Primates	Cebidae	<i>Callithrix penicillata</i>	SPE						111	22
Primates	Cebidae	<i>Callithrix pygmaea</i>	LIV		16	13	4	4	32	14
Primates	Cebidae	<i>Callithrix</i> spp.	SPE						300	60
Primates	Cebidae	<i>Cebus albifrons</i>	SPE		16				20	7
Primates	Cebidae	<i>Cebus apella</i>	BOD				20			4
Primates	Cebidae	<i>Cebus apella</i>	LIV		51	149	163	144	94	120
Primates	Cebidae	<i>Cebus apella</i>	SPE		15		11		78	21
Primates	Cebidae	<i>Cebus capucinus</i>	SPE					500	5	101
Primates	Cebidae	<i>Cebus olivaceus</i>	LIV		15	92	77	90	25	60
Primates	Cebidae	<i>Chiropotes chiropotes</i>	LIV			50	3	70	12	27
Primates	Cebidae	<i>Chiropotes chiropotes</i>	SPE					50		10
Primates	Cebidae	<i>Chiropotes satanas</i>	LIV			50				10
Primates	Cebidae	<i>Pithecia aequatorialis</i>	SPE		11	2		1		3
Primates	Cebidae	<i>Pithecia monachus</i>	SPE		26				7	7
Primates	Cebidae	<i>Pithecia pithecia</i>	SPE				554			111
Primates	Cebidae	<i>Saguinus fuscicollis</i>	LIV		10	6	2			4
Primates	Cebidae	<i>Saguinus fuscicollis</i>	SPE		24		40		80	29
Primates	Cebidae	<i>Saguinus geoffroyi</i>	SPE					500		100
Primates	Cebidae	<i>Saguinus imperator</i>	LIV		2	2	2		2	2
Primates	Cebidae	<i>Saguinus imperator</i>	SPE				42		38	16
Primates	Cebidae	<i>Saguinus midas</i>	LIV		97	98	99	118	45	91
Primates	Cebidae	<i>Saguinus mystax</i>	LIV		13	6	4			5
Primates	Cebidae	<i>Saguinus mystax</i>	SPE		118	3				24
Primates	Cebidae	<i>Saguinus nigricollis</i>	LIV		12	6	6			5
Primates	Cebidae	<i>Saimiri boliviensis</i>	SPE		18				9	5
Primates	Cebidae	<i>Saimiri sciureus</i>	LIV		206	513	457	875	316	473
Primates	Cebidae	<i>Saimiri sciureus</i>	SPE		8				13	4
Primates	Cebidae	<i>Saimiri</i> spp.	SPE		17				1	4
Primates	Cercopithecidae	<i>Cercocebus agilis</i>	SPE		260		7			53

Order	Family	Taxon	Term	Unit	2007	2008	2009	2010	2011	Yearly Average
Primates	Cercopithecidae	<i>Cercocebus atys</i>	SKU		5					1
Primates	Cercopithecidae	<i>Cercocebus atys</i>	SPE		24			72	4	20
Primates	Cercopithecidae	<i>Cercocebus torquatus</i>	SPE		98	3	3		5	22
Primates	Cercopithecidae	<i>Cercopithecus albogularis</i>	SPE					5		1
Primates	Cercopithecidae	<i>Cercopithecus ascanius</i>	LIV			9	6	4	2	4
Primates	Cercopithecidae	<i>Cercopithecus ascanius</i>	SPE					13	750	153
Primates	Cercopithecidae	<i>Cercopithecus campbelli</i>	LIV				7			1
Primates	Cercopithecidae	<i>Cercopithecus campbelli</i>	SPE		18			15	4	7
Primates	Cercopithecidae	<i>Cercopithecus cephus</i>	SPE		404		3	1		82
Primates	Cercopithecidae	<i>Cercopithecus diana</i>	LIV				20	10	10	8
Primates	Cercopithecidae	<i>Cercopithecus erythrotis</i>	SPE		11	30	7		300	70
Primates	Cercopithecidae	<i>Cercopithecus hamlyni</i>	SPE			6	5			2
Primates	Cercopithecidae	<i>Cercopithecus lhoesti</i>	SPE		4	3				1
Primates	Cercopithecidae	<i>Cercopithecus mitis</i>	BOD			5				1
Primates	Cercopithecidae	<i>Cercopithecus mitis</i>	LIV		39	53	4	12	10	24
Primates	Cercopithecidae	<i>Cercopithecus mitis</i>	SKI			4			1	1
Primates	Cercopithecidae	<i>Cercopithecus mitis</i>	SPE		11	10	2	52		15
Primates	Cercopithecidae	<i>Cercopithecus mitis</i>	TRO		2	6	2	1	2	3
Primates	Cercopithecidae	<i>Cercopithecus mona</i>	LIV			42	21	32	10	21
Primates	Cercopithecidae	<i>Cercopithecus mona</i>	SPE		217	2	3		12	47
Primates	Cercopithecidae	<i>Cercopithecus neglectus</i>	LIV		3	6	28		8	9
Primates	Cercopithecidae	<i>Cercopithecus neglectus</i>	SPE		62	1	4			13
Primates	Cercopithecidae	<i>Cercopithecus nictitans</i>	LIV		10	12		8	8	8
Primates	Cercopithecidae	<i>Cercopithecus nictitans</i>	SPE		537				5	108
Primates	Cercopithecidae	<i>Cercopithecus nictitans</i>	UNS			5				1
Primates	Cercopithecidae	<i>Cercopithecus petaurista</i>	HAI						10	2
Primates	Cercopithecidae	<i>Cercopithecus petaurista</i>	SPE					104	11	23
Primates	Cercopithecidae	<i>Cercopithecus pogonias</i>	SPE		241					48
Primates	Cercopithecidae	<i>Cercopithecus pogonias</i>	UNS			9				2
Primates	Cercopithecidae	<i>Cercopithecus preussi</i>	SPE		11					2
Primates	Cercopithecidae	<i>Cercopithecus preussi</i>	UNS			7				1
Primates	Cercopithecidae	<i>Cercopithecus solatus</i>	HAI						40	8
Primates	Cercopithecidae	<i>Cercopithecus</i> spp.	LIV			223	40			53
Primates	Cercopithecidae	<i>Cercopithecus</i> spp.	SKI			3	3			1
Primates	Cercopithecidae	<i>Cercopithecus</i> spp.	SKU			3	2			1
Primates	Cercopithecidae	<i>Cercopithecus</i> spp.	SPE		60	10	4	5		16
Primates	Cercopithecidae	<i>Cercopithecus</i> spp.	TRO		11		1	1	2	3
Primates	Cercopithecidae	<i>Cercopithecus wolffi</i>	LIV		2		10			2



Order	Family	Taxon	Term	Unit	2007	2008	2009	2010	2011	Yearly Average
Primates	Cercopithecidae	<i>Cercopithecus wolffi</i>	SPE			8			50	12
Primates	Cercopithecidae	<i>Chlorocebus aethiops</i>	BOD		26	7	3	1		7
Primates	Cercopithecidae	<i>Chlorocebus aethiops</i>	DER		100		63		2	33
Primates	Cercopithecidae	<i>Chlorocebus aethiops</i>	HAI			22	75	1800		379
Primates	Cercopithecidae	<i>Chlorocebus aethiops</i>	LIV		713	539	397	823	54	505
Primates	Cercopithecidae	<i>Chlorocebus aethiops</i>	SKI		12	30	6	150	7	41
Primates	Cercopithecidae	<i>Chlorocebus aethiops</i>	SKP				7		50	11
Primates	Cercopithecidae	<i>Chlorocebus aethiops</i>	SKU		249	233	13	4	10	102
Primates	Cercopithecidae	<i>Chlorocebus aethiops</i>	SPE	kg	83	98	13	67		52
Primates	Cercopithecidae	<i>Chlorocebus aethiops</i>	SPE	l	5	9	7	6		6
Primates	Cercopithecidae	<i>Chlorocebus aethiops</i>	SPE	mg	240					48
Primates	Cercopithecidae	<i>Chlorocebus aethiops</i>	SPE		2225	10608	2337	15746	1526	6488
Primates	Cercopithecidae	<i>Chlorocebus aethiops</i>	TRO		333	358	112	46	34	177
Primates	Cercopithecidae	<i>Chlorocebus pygerythrus</i>	BOD				8	9	11	6
Primates	Cercopithecidae	<i>Chlorocebus pygerythrus</i>	LIV					104	65	34
Primates	Cercopithecidae	<i>Chlorocebus pygerythrus</i>	SKI				35	98	153	57
Primates	Cercopithecidae	<i>Chlorocebus pygerythrus</i>	SKU				116	579	713	282
Primates	Cercopithecidae	<i>Chlorocebus pygerythrus</i>	SPE				144	84	474	140
Primates	Cercopithecidae	<i>Chlorocebus pygerythrus</i>	TRO			3	209	130	267	122
Primates	Cercopithecidae	<i>Chlorocebus sabaeus</i>	LIV			1	196	222	434	171
Primates	Cercopithecidae	<i>Chlorocebus sabaeus</i>	SPE	kg			2	8	114	25
Primates	Cercopithecidae	<i>Chlorocebus sabaeus</i>	SPE				8322	11786	25189	9059
Primates	Cercopithecidae	<i>Chlorocebus spp.</i>	SPE					18		4
Primates	Cercopithecidae	<i>Chlorocebus spp.</i>	TRO					3	2	1
Primates	Cercopithecidae	<i>Chlorocebus tantalus</i>	SPE		28		3			6
Primates	Cercopithecidae	<i>Colobus angolensis</i>	SPE					30	50	16
Primates	Cercopithecidae	<i>Colobus guereza</i>	HAI					13		3
Primates	Cercopithecidae	<i>Colobus guereza</i>	LIV		12	70	27		12	24
Primates	Cercopithecidae	<i>Colobus guereza</i>	SPE		30			10		8
Primates	Cercopithecidae	<i>Colobus guereza</i>	TRO		16	10	15	13	6	12
Primates	Cercopithecidae	<i>Colobus polykomos</i>	HAI						5	1
Primates	Cercopithecidae	<i>Colobus polykomos</i>	SPE		140		6	4	5	31
Primates	Cercopithecidae	<i>Colobus satanas</i>	SPE			19			305	65
Primates	Cercopithecidae	<i>Colobus spp.</i>	SPE		236					47
Primates	Cercopithecidae	<i>Erythrocebus patas</i>	LIV		22	34	61	103	556	155
Primates	Cercopithecidae	<i>Erythrocebus patas</i>	SPE		4		3	2		2
Primates	Cercopithecidae	<i>Erythrocebus patas</i>	TRO		3	1	2	2	1	2
Primates	Cercopithecidae	<i>Lophocebus albigena</i>	SPE		68	3	3	7		16

Order	Family	Taxon	Term	Unit	2007	2008	2009	2010	2011	Yearly Average
Primates	Cercopithecidae	<i>Lophocebus albigena aterrimus</i>	LIV				16			3
Primates	Cercopithecidae	<i>Lophocebus aterrimus</i>	SPE						300	60
Primates	Cercopithecidae	<i>Macaca fascicularis</i>	LIV		1824	7216	7769	638	279	3545
Primates	Cercopithecidae	<i>Macaca fascicularis</i>	SKU			7	6			3
Primates	Cercopithecidae	<i>Macaca fascicularis</i>	SPE	flasks	469	410				176
Primates	Cercopithecidae	<i>Macaca fascicularis</i>	SPE	kg			26	26		10
Primates	Cercopithecidae	<i>Macaca fascicularis</i>	SPE	l	3		3	1	394	80
Primates	Cercopithecidae	<i>Macaca fascicularis</i>	SPE	mg					935	187
Primates	Cercopithecidae	<i>Macaca fascicularis</i>	SPE		6774	5201	7262	7289	5265	6358
Primates	Cercopithecidae	<i>Macaca mulatta</i>	HAI				192			38
Primates	Cercopithecidae	<i>Macaca mulatta</i>	LIV		1	4	14	8	2	6
Primates	Cercopithecidae	<i>Macaca mulatta</i>	SPE	kg		1068	3			214
Primates	Cercopithecidae	<i>Macaca mulatta</i>	SPE		181	494	478		410	313
Primates	Cercopithecidae	<i>Macaca nemestrina</i>	LIV				18	2		4
Primates	Cercopithecidae	<i>Macaca nemestrina</i>	SPE			120			430	110
Primates	Cercopithecidae	<i>Macaca nigra</i>	SPE		2554	968				704
Primates	Cercopithecidae	<i>Macaca spp.</i>	LIV		5		4			2
Primates	Cercopithecidae	<i>Macaca spp.</i>	SPE				12			2
Primates	Cercopithecidae	<i>Macaca sylvanus</i>	SPE				30		4500	906
Primates	Cercopithecidae	<i>Miopithecus ogouensis</i>	SPE		5					1
Primates	Cercopithecidae	<i>Miopithecus talapoin</i>	LIV		83	15	14			22
Primates	Cercopithecidae	<i>Papio anubis</i>	LIV			27	10		20	11
Primates	Cercopithecidae	<i>Papio anubis</i>	SKI		7		9	12	14	8
Primates	Cercopithecidae	<i>Papio anubis</i>	SKU		7	3	44	49	23	25
Primates	Cercopithecidae	<i>Papio anubis</i>	SPE	flasks		6007				1201
Primates	Cercopithecidae	<i>Papio anubis</i>	SPE	l	1	1		2	1	1
Primates	Cercopithecidae	<i>Papio anubis</i>	SPE		17998	3735	1726	2644	1319	5484
Primates	Cercopithecidae	<i>Papio anubis</i>	TRO		90	88	109	52	66	81
Primates	Cercopithecidae	<i>Papio cynocephalus</i>	LIV		15	29			30	15
Primates	Cercopithecidae	<i>Papio cynocephalus</i>	SKI		37	3	26	16	33	23
Primates	Cercopithecidae	<i>Papio cynocephalus</i>	SKU		1	8	54	64	41	34
Primates	Cercopithecidae	<i>Papio cynocephalus</i>	SPE	kg		4			2	1
Primates	Cercopithecidae	<i>Papio cynocephalus</i>	SPE		45			118	663	165
Primates	Cercopithecidae	<i>Papio cynocephalus</i>	TRO		115	91	60	65	90	84
Primates	Cercopithecidae	<i>Papio hamadryas</i>	BOD		12	5	4	2		5
Primates	Cercopithecidae	<i>Papio hamadryas</i>	LIV		78	1	2	1		16
Primates	Cercopithecidae	<i>Papio hamadryas</i>	SKE		9	6				3
Primates	Cercopithecidae	<i>Papio hamadryas</i>	SKI		9	13	4	5	1	6

Order	Family	Taxon	Term	Unit	2007	2008	2009	2010	2011	Yearly Average
Primates	Cercopithecidae	<i>Papio hamadryas</i>	SKU		94	123	33	89	44	77
Primates	Cercopithecidae	<i>Papio hamadryas</i>	SPE	kg			5	4		2
Primates	Cercopithecidae	<i>Papio hamadryas</i>	SPE		1501	500	276	41		464
Primates	Cercopithecidae	<i>Papio hamadryas</i>	TEE				4	29		7
Primates	Cercopithecidae	<i>Papio hamadryas</i>	TRO		246	316	63	26	42	139
Primates	Cercopithecidae	<i>Papio papio</i>	SPE				84	112	141	67
Primates	Cercopithecidae	<i>Papio</i> spp.	EAR					400		80
Primates	Cercopithecidae	<i>Papio</i> spp.	HAI					40		8
Primates	Cercopithecidae	<i>Papio</i> spp.	SPE				815	1000		363
Primates	Cercopithecidae	<i>Papio</i> spp.	TRO					1	8	2
Primates	Cercopithecidae	<i>Papio ursinus</i>	BOD		4	8	8	23	20	13
Primates	Cercopithecidae	<i>Papio ursinus</i>	BON			2	5	2	19	6
Primates	Cercopithecidae	<i>Papio ursinus</i>	FOO				2	7	11	4
Primates	Cercopithecidae	<i>Papio ursinus</i>	LIV			7				1
Primates	Cercopithecidae	<i>Papio ursinus</i>	SKE			2	4	1		1
Primates	Cercopithecidae	<i>Papio ursinus</i>	SKI		3	7	49	94	220	75
Primates	Cercopithecidae	<i>Papio ursinus</i>	SKP			3	2	5	16	5
Primates	Cercopithecidae	<i>Papio ursinus</i>	SKU		99	174	684	667	967	518
Primates	Cercopithecidae	<i>Papio ursinus</i>	SPE	kg			15	10	10	7
Primates	Cercopithecidae	<i>Papio ursinus</i>	SPE		4	60	1800	78	2515	891
Primates	Cercopithecidae	<i>Papio ursinus</i>	TEE		147	12	9	26	16	42
Primates	Cercopithecidae	<i>Papio ursinus</i>	TRO		688	1026	893	714	617	788
Primates	Cercopithecidae	<i>Ptilocolobus badius</i>	HAI						46	9
Primates	Cercopithecidae	<i>Ptilocolobus badius</i>	LIV			12				2
Primates	Cercopithecidae	<i>Ptilocolobus badius</i>	SPE		77		12	29	46	33
Primates	Cercopithecidae	<i>Ptilocolobus foai</i>	SPE			6				1
Primates	Cercopithecidae	<i>Ptilocolobus pennantii</i>	SPE						300	60
Primates	Cercopithecidae	<i>Ptilocolobus pennantii</i>	UNS			9				2
Primates	Cercopithecidae	<i>Presbytis comata</i>	SPE			200				40
Primates	Cercopithecidae	<i>Procolobus verus</i>	HAI						21	4
Primates	Cercopithecidae	<i>Procolobus verus</i>	SPE		4				21	5
Primates	Cercopithecidae	<i>Theropithecus gelada</i>	TRO		2	1	2	1	4	2
Primates	Cercopithecidae	<i>Trachypithecus obscurus</i>	LIV				18			4
Primates	Galagidae	<i>Galagidae</i> spp.	SPE		14					3
Primates	Galagidae	<i>Galago demidoff</i>	LIV				22	20		8
Primates	Galagidae	<i>Galago senegalensis</i>	LIV			150	2		4	31
Primates	Galagidae	<i>Galago</i> spp.	SPE		23	1				5
Primates	Lemuridae	<i>Lemuridae</i> spp.	SPE	mg			332			66

Order	Family	Taxon	Term	Unit	2007	2008	2009	2010	2011	Yearly Average
Primates	Lorisiidae	<i>Perodicticus potto</i>	LIV			24	6	6		7
Primates	Lorisiidae	<i>Perodicticus potto</i>	SPE		38					8
Primates	Tarsiidae	<i>Tarsius dentatus</i>	SPE			38				8
Primates	Tarsiidae	<i>Tarsius lariang</i>	SPE			20				4
Primates	Tarsiidae	<i>Tarsius</i> spp.	SPE					520		104
Primates	Tarsiidae	<i>Tarsius syrichta</i>	SPE		5	2	5		8	4
Proboscidea	Elephantidae	<i>Loxodonta africana</i>	BOC			3	8	5		3
Proboscidea	Elephantidae	<i>Loxodonta africana</i>	BOD		3			1	9	3
Proboscidea	Elephantidae	<i>Loxodonta africana</i>	BON		2	25	31	47	71	35
Proboscidea	Elephantidae	<i>Loxodonta africana</i>	CAR		31	27	58	1841	37	399
Proboscidea	Elephantidae	<i>Loxodonta africana</i>	DER				3	124	37	33
Proboscidea	Elephantidae	<i>Loxodonta africana</i>	EAR		45	101	158	152	301	151
Proboscidea	Elephantidae	<i>Loxodonta africana</i>	FOO		45	190	337	493	662	345
Proboscidea	Elephantidae	<i>Loxodonta africana</i>	GEN				3	18	5	5
Proboscidea	Elephantidae	<i>Loxodonta africana</i>	HAI		13	100	599	5284	4407	2081
Proboscidea	Elephantidae	<i>Loxodonta africana</i>	HAP		358	372	87	21		168
Proboscidea	Elephantidae	<i>Loxodonta africana</i>	IVC	cm				13		3
Proboscidea	Elephantidae	<i>Loxodonta africana</i>	IVC	kg			10	8	3246	653
Proboscidea	Elephantidae	<i>Loxodonta africana</i>	IVC	pairs		16				3
Proboscidea	Elephantidae	<i>Loxodonta africana</i>	IVC	set		20	46			13
Proboscidea	Elephantidae	<i>Loxodonta africana</i>	IVC		113	583	1554	2672	276	1040
Proboscidea	Elephantidae	<i>Loxodonta africana</i>	IVP	kg		4	39407			7882
Proboscidea	Elephantidae	<i>Loxodonta africana</i>	IVP			8	7	194	348	111
Proboscidea	Elephantidae	<i>Loxodonta africana</i>	LIV		10	8		8		5
Proboscidea	Elephantidae	<i>Loxodonta africana</i>	LPL	ft2		4600				920
Proboscidea	Elephantidae	<i>Loxodonta africana</i>	LPL	m2		164	2776	644	398	796
Proboscidea	Elephantidae	<i>Loxodonta africana</i>	LPL		66	270	275	190	229	206
Proboscidea	Elephantidae	<i>Loxodonta africana</i>	LPS	m2				731	1234	393
Proboscidea	Elephantidae	<i>Loxodonta africana</i>	LPS		159	582	804	1095	1352	798
Proboscidea	Elephantidae	<i>Loxodonta africana</i>	MEA	kg				2000		400
Proboscidea	Elephantidae	<i>Loxodonta africana</i>	SKI	ft2	498	23964				4892
Proboscidea	Elephantidae	<i>Loxodonta africana</i>	SKI	kg					797	159
Proboscidea	Elephantidae	<i>Loxodonta africana</i>	SKI	m2	6029	2241	3660	479	275	2537
Proboscidea	Elephantidae	<i>Loxodonta africana</i>	SKI		1836	4549	5001	2246	3205	3367
Proboscidea	Elephantidae	<i>Loxodonta africana</i>	SKP	ft2		12918				2584
Proboscidea	Elephantidae	<i>Loxodonta africana</i>	SKP	kg					165	33
Proboscidea	Elephantidae	<i>Loxodonta africana</i>	SKP	m2		214	862	163		248
Proboscidea	Elephantidae	<i>Loxodonta africana</i>	SKP		1061	778	1265	2256	2734	1619

Order	Family	Taxon	Term	Unit	2007	2008	2009	2010	2011	Yearly Average
Proboscidea	Elephantidae	<i>Loxodonta africana</i>	SKU		3	4	18	20	47	18
Proboscidea	Elephantidae	<i>Loxodonta africana</i>	SPE		57	1	140	816	120	227
Proboscidea	Elephantidae	<i>Loxodonta africana</i>	TAI		11	33	83	306	277	142
Proboscidea	Elephantidae	<i>Loxodonta africana</i>	TEE		5	21	16	7	41	18
Proboscidea	Elephantidae	<i>Loxodonta africana</i>	TRO	kg				180		36
Proboscidea	Elephantidae	<i>Loxodonta africana</i>	TRO		439	493	679	637	439	537
Proboscidea	Elephantidae	<i>Loxodonta africana</i>	TUS	kg		58272	66563	2541	4790	26433
Proboscidea	Elephantidae	<i>Loxodonta africana</i>	TUS		804	6955	369	459	386	1795
Proboscidea	Elephantidae	<i>Loxodonta africana</i>	UNS		1				10	2
Proboscidea	Elephantidae	<i>Loxodonta</i> spp.	LPS				12	265		55
Proboscidea	Elephantidae	<i>Loxodonta</i> spp.	SKP				356	59		83
Scandentia	Tupaiaidae	<i>Tupaia belangeri</i>	SPE		15					3
Scandentia	Tupaiaidae	<i>Tupaia glis</i>	LIV						12	2
Scandentia	Tupaiaidae	<i>Tupaia minor</i>	LIV				5			1
Scandentia	Tupaiaidae	<i>Tupaia palawanensis</i>	LIV					7		1
Scandentia	Tupaiaidae	<i>Tupaia</i> spp.	SPE				9			2
Scandentia	Tupaiaidae	<i>Urogale everetti</i>	SPE				11	1		2
Sirenia	Trichechidae	<i>Trichechus senegalensis</i>	BOC					14		3
Sirenia	Trichechidae	<i>Trichechus senegalensis</i>	BON					10	4	3
Sirenia	Trichechidae	<i>Trichechus senegalensis</i>	BOP					5		1
Sirenia	Trichechidae	<i>Trichechus senegalensis</i>	HAI						5	1
Sirenia	Trichechidae	<i>Trichechus senegalensis</i>	LIV			6	7	3	2	4
Sirenia	Trichechidae	<i>Trichechus senegalensis</i>	SPE					84	38	24
<b>CLASS AVES</b>										
Anseriformes	Anatidae	<i>Sarkidiornis melanotos</i>	SPE		60			3		13
Anseriformes	Anatidae	<i>Sarkidiornis melanotos</i>	TRO		4	5	4		1	3
Apodiformes	Trochilidae	<i>Adelomyia melanogenys</i>	FEA					12		2
Apodiformes	Trochilidae	<i>Adelomyia melanogenys</i>	SPE		19	52	12	18	45	29
Apodiformes	Trochilidae	<i>Aglaeactis castelnaudii</i>	SPE			13		6	25	9
Apodiformes	Trochilidae	<i>Aglaeactis cupripennis</i>	SPE			11	3		49	13
Apodiformes	Trochilidae	<i>Aglaiocercus coelestis</i>	FEA					9		2
Apodiformes	Trochilidae	<i>Aglaiocercus kingi</i>	LIV			10				2
Apodiformes	Trochilidae	<i>Aglaiocercus kingi</i>	SPE		10	24	3	33	13	17
Apodiformes	Trochilidae	<i>Amazilia amabilis</i>	FEA					20		4
Apodiformes	Trochilidae	<i>Amazilia amabilis</i>	SPE		15			3		4
Apodiformes	Trochilidae	<i>Amazilia amazilia</i>	LIV			20	36	12	5	15
Apodiformes	Trochilidae	<i>Amazilia amazilia</i>	SPE			30		59	48	27
Apodiformes	Trochilidae	<i>Amazilia beryllina</i>	SKI					11		2

Order	Family	Taxon	Term	Unit	2007	2008	2009	2010	2011	Yearly Average	
Apodiformes	Trochilidae	<i>Amazilia beryllina</i>	SPE				5	118	12	11	29
Apodiformes	Trochilidae	<i>Amazilia brevirostris</i>	SPE		5		2				1
Apodiformes	Trochilidae	<i>Amazilia chiono-gaster</i>	SPE				5		8	33	9
Apodiformes	Trochilidae	<i>Amazilia cyanocephala</i>	SPE					7	19		5
Apodiformes	Trochilidae	<i>Amazilia cyanura</i>	SKI						12		2
Apodiformes	Trochilidae	<i>Amazilia cyanura</i>	SPE						12	9	4
Apodiformes	Trochilidae	<i>Amazilia edward</i>	SPE		16						3
Apodiformes	Trochilidae	<i>Amazilia franciae</i>	LIV		10						2
Apodiformes	Trochilidae	<i>Amazilia franciae</i>	SPE				3		13		3
Apodiformes	Trochilidae	<i>Amazilia lactea</i>	SPE				10				2
Apodiformes	Trochilidae	<i>Amazilia rosenbergi</i>	FEA						14		3
Apodiformes	Trochilidae	<i>Amazilia rutila</i>	SPE		10			45	4		12
Apodiformes	Trochilidae	<i>Amazilia spp.</i>	SKI						9		2
Apodiformes	Trochilidae	<i>Amazilia spp.</i>	SPE		17	34	16	12	17		19
Apodiformes	Trochilidae	<i>Amazilia tobaci</i>	SPE		10	18					6
Apodiformes	Trochilidae	<i>Amazilia tzacatl</i>	FEA		1				7		2
Apodiformes	Trochilidae	<i>Amazilia tzacatl</i>	SPE		39	17	7	11	25		20
Apodiformes	Trochilidae	<i>Amazilia viridicauda</i>	SPE				13	3	18		7
Apodiformes	Trochilidae	<i>Amazilia yucatanensis</i>	SPE		7		20			1	6
Apodiformes	Trochilidae	<i>Androdon aequatorialis</i>	FEA						9		2
Apodiformes	Trochilidae	<i>Anthracothorax nigricollis</i>	SPE		2	4				2	2
Apodiformes	Trochilidae	<i>Anthracothorax prevostii</i>	SPE				2	3			1
Apodiformes	Trochilidae	<i>Anthracothorax spp.</i>	SPE		11						2
Apodiformes	Trochilidae	<i>Aphantochroa cirrochloris</i>	SPE							16	3
Apodiformes	Trochilidae	<i>Archilochus colubris</i>	SPE		10		1	4	3		4
Apodiformes	Trochilidae	<i>Atthis ellioti</i>	BOD							5	1
Apodiformes	Trochilidae	<i>Atthis ellioti</i>	FEA							15	3
Apodiformes	Trochilidae	<i>Basilinna leucotis</i>	SPE			14	12	11	6		9
Apodiformes	Trochilidae	<i>Boissonneaua matthewsii</i>	SPE		3	8	6			16	7
Apodiformes	Trochilidae	<i>Calliphlox bryantae</i>	FEA					10			2
Apodiformes	Trochilidae	<i>Calliphlox evelynae</i>	FEA					15			3
Apodiformes	Trochilidae	<i>Calliphlox mitchellii</i>	FEA						5		1
Apodiformes	Trochilidae	<i>Calypte anna</i>	FEA					11			2
Apodiformes	Trochilidae	<i>Campylopterus curvipennis</i>	SPE					25			5
Apodiformes	Trochilidae	<i>Campylopterus hemileucurus</i>	SPE		25	3	30	6			13
Apodiformes	Trochilidae	<i>Campylopterus largipennis</i>	SPE		4	32		17			11
Apodiformes	Trochilidae	<i>Campylopterus rufus</i>	SPE					2	3		1
Apodiformes	Trochilidae	<i>Chaetocercus mulsanti</i>	SPE							13	3

Order	Family	Taxon	Term	Unit	2007	2008	2009	2010	2011	Yearly Average
Apodiformes	Trochilidae	<i>Chalcostigma herrani</i>	SPE				6			1
Apodiformes	Trochilidae	<i>Chalcostigma olivaceum</i>	SPE				2	3	2	1
Apodiformes	Trochilidae	<i>Chalcostigma ruficeps</i>	SPE		4	9		3	12	6
Apodiformes	Trochilidae	<i>Chalcostigma stanleyi</i>	SPE				1	10		2
Apodiformes	Trochilidae	<i>Chalybura buffonii</i>	SPE		7			16		5
Apodiformes	Trochilidae	<i>Chlorostilbon assimilis</i>	SPE		10					2
Apodiformes	Trochilidae	<i>Chlorostilbon aureoventris</i>	SPE		5				1	1
Apodiformes	Trochilidae	<i>Chlorostilbon mellisugus</i>	SPE		4		3	2	2	2
Apodiformes	Trochilidae	<i>Chlorostilbon notatus</i>	LIV					8		2
Apodiformes	Trochilidae	<i>Chlorostilbon notatus</i>	SPE		2	2			4	2
Apodiformes	Trochilidae	<i>Chrysuronia oenone</i>	SPE		5	28		6		8
Apodiformes	Trochilidae	<i>Coeligena coeligena</i>	SPE		17	43	15	36	36	29
Apodiformes	Trochilidae	<i>Coeligena iris</i>	LIV		10					2
Apodiformes	Trochilidae	<i>Coeligena iris</i>	SPE			30		16	29	15
Apodiformes	Trochilidae	<i>Coeligena torquata</i>	FEA					5		1
Apodiformes	Trochilidae	<i>Coeligena torquata</i>	SPE		22	25	9	14	3	15
Apodiformes	Trochilidae	<i>Coeligena violifer</i>	LIV		10					2
Apodiformes	Trochilidae	<i>Coeligena violifer</i>	SPE		12	31	10	42	54	30
Apodiformes	Trochilidae	<i>Colibri coruscans</i>	LIV			20	10	20	8	12
Apodiformes	Trochilidae	<i>Colibri coruscans</i>	SPE		6	51	3	40	55	31
Apodiformes	Trochilidae	<i>Colibri delphinae</i>	SPE			8		4		2
Apodiformes	Trochilidae	<i>Colibri thalassinus</i>	SPE		7	20	27	14	4	14
Apodiformes	Trochilidae	<i>Cyananthus latirostris</i>	SPE		4	1				1
Apodiformes	Trochilidae	<i>Damophila julie</i>	FEA					7		1
Apodiformes	Trochilidae	<i>Damophila julie</i>	SPE		5			12		3
Apodiformes	Trochilidae	<i>Doricha enicura</i>	BOD						5	1
Apodiformes	Trochilidae	<i>Doricha enicura</i>	FEA						15	3
Apodiformes	Trochilidae	<i>Doricha enicura</i>	SPE						5	1
Apodiformes	Trochilidae	<i>Doryfera johanna</i>	SPE		7					1
Apodiformes	Trochilidae	<i>Doryfera ludovicae</i>	SPE		19	29		11	11	14
Apodiformes	Trochilidae	<i>Ensifera ensifera</i>	LIV		10					2
Apodiformes	Trochilidae	<i>Ensifera ensifera</i>	SPE				1	4	12	3
Apodiformes	Trochilidae	<i>Eriocnemis alinae</i>	SPE			20				4
Apodiformes	Trochilidae	<i>Eriocnemis luciani</i>	SPE			17	7		15	8
Apodiformes	Trochilidae	<i>Eugenes fulgens</i>	SPE		18	18	39	19		19
Apodiformes	Trochilidae	<i>Eupetomena macroura</i>	SPE				6		8	3
Apodiformes	Trochilidae	<i>Eupherusa cyanophrys</i>	SPE				10			2
Apodiformes	Trochilidae	<i>Eupherusa eximia</i>	SPE		5		10	1		3



Order	Family	Taxon	Term	Unit	2007	2008	2009	2010	2011	Yearly Average
Apodiformes	Trochilidae	<i>Eutoxeres aquila</i>	FEA					38		8
Apodiformes	Trochilidae	<i>Eutoxeres condamini</i>	SPE		34	21	17	3	9	17
Apodiformes	Trochilidae	<i>Florisuga mellivora</i>	LIV			13		8		4
Apodiformes	Trochilidae	<i>Florisuga mellivora</i>	SPE		2	33		18	3	11
Apodiformes	Trochilidae	<i>Glaucis aeneus</i>	SPE		3	4		2		2
Apodiformes	Trochilidae	<i>Glaucis hirsutus</i>	LIV		10	6				3
Apodiformes	Trochilidae	<i>Glaucis hirsutus</i>	SPE		20	30		3	41	19
Apodiformes	Trochilidae	<i>Goldmania violiceps</i>	SPE		13					3
Apodiformes	Trochilidae	<i>Haplophaedia assimilis</i>	SPE		10					2
Apodiformes	Trochilidae	<i>Haplophaedia aureliae</i>	SPE				12	15		5
Apodiformes	Trochilidae	<i>Helianthus amethysticollis</i>	SPE		49	22	6	30	41	30
Apodiformes	Trochilidae	<i>Helianthus amethysticollis clarisse</i>	SPE				5			1
Apodiformes	Trochilidae	<i>Helianthus micraster</i>	SPE			30		30		12
Apodiformes	Trochilidae	<i>Helianthus viola</i>	SPE			2			26	6
Apodiformes	Trochilidae	<i>Heliodoxa branickii</i>	SPE				8	4		2
Apodiformes	Trochilidae	<i>Heliodoxa jacula</i>	FEA					26		5
Apodiformes	Trochilidae	<i>Heliodoxa jacula</i>	SPE		14			2		3
Apodiformes	Trochilidae	<i>Heliodoxa leadbeateri</i>	SPE		79	55	6	30	3	35
Apodiformes	Trochilidae	<i>Heliodoxa rubinoides</i>	SPE		7	8	3			4
Apodiformes	Trochilidae	<i>Heliodoxa schreibersii</i>	SPE		2			3		1
Apodiformes	Trochilidae	<i>Heliodoxa xanthogonys</i>	SPE		17	15		16		10
Apodiformes	Trochilidae	<i>Heliomaster longirostris</i>	LIV					8		2
Apodiformes	Trochilidae	<i>Heliomaster longirostris</i>	SPE		2			21	2	5
Apodiformes	Trochilidae	<i>Heliophryx barroti</i>	SPE		2			3		1
Apodiformes	Trochilidae	<i>Heliophryx</i> spp.	DER	kg					50	10
Apodiformes	Trochilidae	<i>Hylocharis chrysurus</i>	SPE		8	1			6	3
Apodiformes	Trochilidae	<i>Hylocharis cyanus</i>	SPE			2			3	1
Apodiformes	Trochilidae	<i>Hylocharis eliciae</i>	SPE		6	1	2	2		2
Apodiformes	Trochilidae	<i>Hylocharis sapphirina</i>	SPE			5				1
Apodiformes	Trochilidae	<i>Hylocharis</i> spp.	SPE		4	37			2	9
Apodiformes	Trochilidae	<i>Lafresnaya lafresnayi</i>	SPE			23	3		19	9
Apodiformes	Trochilidae	<i>Lampornis amethystinus</i>	SKI				3	2		1
Apodiformes	Trochilidae	<i>Lampornis amethystinus</i>	SPE		1	12	3	5	11	6
Apodiformes	Trochilidae	<i>Lampornis castaneiventris</i>	SPE		24					5
Apodiformes	Trochilidae	<i>Lampornis hemileucus</i>	SPE		7					1
Apodiformes	Trochilidae	<i>Lampornis viridipallens</i>	SKI				8			2
Apodiformes	Trochilidae	<i>Lampornis viridipallens</i>	SPE				12	37		10
Apodiformes	Trochilidae	<i>Lamprolaima rhami</i>	SPE				1	3	1	1

Order	Family	Taxon	Term	Unit	2007	2008	2009	2010	2011	Yearly Average
Apodiformes	Trochilidae	<i>Lepidopyga coeruleogularis</i>	SPE		13					3
Apodiformes	Trochilidae	<i>Lesbia nuna</i>	LIV					20	6	5
Apodiformes	Trochilidae	<i>Lesbia nuna</i>	SPE			17		6	31	11
Apodiformes	Trochilidae	<i>Lesbia victoriae</i>	SPE			6	3		29	8
Apodiformes	Trochilidae	<i>Leucippus baeri</i>	SPE					9		2
Apodiformes	Trochilidae	<i>Leucippus taczanowskii</i>	SPE					22	17	8
Apodiformes	Trochilidae	<i>Metallura aeneocauda</i>	SPE					3	12	3
Apodiformes	Trochilidae	<i>Metallura eupogon</i>	SPE			18	7			5
Apodiformes	Trochilidae	<i>Metallura phoebe</i>	SPE			23		30	46	20
Apodiformes	Trochilidae	<i>Metallura theresiae</i>	SPE			3		3		1
Apodiformes	Trochilidae	<i>Metallura tyrianthina</i>	SPE		13	69		39	52	35
Apodiformes	Trochilidae	<i>Myrmia micrura</i>	SPE					9	21	6
Apodiformes	Trochilidae	<i>Myrtis fanny</i>	SPE			3		11	13	5
Apodiformes	Trochilidae	<i>Ocreatus underwoodii</i>	SPE		14	38	6	9		13
Apodiformes	Trochilidae	<i>Oreonympha nobilis</i>	LIV					20		4
Apodiformes	Trochilidae	<i>Oreonympha nobilis</i>	SPE			4			3	1
Apodiformes	Trochilidae	<i>Oreotrochilus estella</i>	LIV		10	10				4
Apodiformes	Trochilidae	<i>Oreotrochilus estella</i>	SPE					6	40	9
Apodiformes	Trochilidae	<i>Oreotrochilus estella stolzmanni</i>	SPE			30				6
Apodiformes	Trochilidae	<i>Oreotrochilus melanogaster</i>	SPE		4	29	3	30	42	22
Apodiformes	Trochilidae	<i>Patagona gigas</i>	LIV			10		20		6
Apodiformes	Trochilidae	<i>Patagona gigas</i>	SPE		4	49	3	33	51	28
Apodiformes	Trochilidae	<i>Phaethornis anthophilus</i>	SPE		5					1
Apodiformes	Trochilidae	<i>Phaethornis bourcieri</i>	BOD		2	12	6			4
Apodiformes	Trochilidae	<i>Phaethornis bourcieri</i>	SPE		4	18	6	11		8
Apodiformes	Trochilidae	<i>Phaethornis griseogularis</i>	SPE					14		3
Apodiformes	Trochilidae	<i>Phaethornis guy</i>	SPE		83	20	12	3	3	24
Apodiformes	Trochilidae	<i>Phaethornis hispidus</i>	SPE			12			9	4
Apodiformes	Trochilidae	<i>Phaethornis longirostris</i>	FEA					19		4
Apodiformes	Trochilidae	<i>Phaethornis longirostris</i>	SPE		22			17	15	11
Apodiformes	Trochilidae	<i>Phaethornis longuemareus*</i>	FEA		1	1200	890	1200	135	685
Apodiformes	Trochilidae	<i>Phaethornis longuemareus*</i>	SPE		4	2	61	50		23
Apodiformes	Trochilidae	<i>Phaethornis malaris</i>	SPE		5	30		30	35	20
Apodiformes	Trochilidae	<i>Phaethornis pretrei</i>	SPE						8	2
Apodiformes	Trochilidae	<i>Phaethornis ruber</i>	SPE		3	4			117	25
Apodiformes	Trochilidae	<i>Phaethornis spp.</i>	SPE						9	2
Apodiformes	Trochilidae	<i>Phaethornis striigularis</i>	FEA					12		2
Apodiformes	Trochilidae	<i>Phaethornis striigularis</i>	SPE		15	7		5		5

Order	Family	Taxon	Term	Unit	2007	2008	2009	2010	2011	Yearly Average
Apodiformes	Trochilidae	<i>Phaethornis stuarti</i>	SPE						6	1
Apodiformes	Trochilidae	<i>Phaethornis superciliosus</i>	BOD		5	19	6			6
Apodiformes	Trochilidae	<i>Phaethornis superciliosus</i>	SPE		5	29	6	28	13	16
Apodiformes	Trochilidae	<i>Phaethornis syrmatophorus</i>	FEA					24		5
Apodiformes	Trochilidae	<i>Phaethornis syrmatophorus</i>	SPE			17		13		6
Apodiformes	Trochilidae	<i>Phaethornis yaruqui</i>	FEA					85		17
Apodiformes	Trochilidae	<i>Phaethornis yaruqui</i>	SPE					5		1
Apodiformes	Trochilidae	<i>Phlogophilus harterti</i>	SPE		7		3			2
Apodiformes	Trochilidae	<i>Polyonymus caroli</i>	LIV					20	7	5
Apodiformes	Trochilidae	<i>Polyonymus caroli</i>	SPE			24		30	36	18
Apodiformes	Trochilidae	<i>Polytmus guainumbi</i>	SPE		6					1
Apodiformes	Trochilidae	<i>Polytmus theresiae</i>	SPE			15				3
Apodiformes	Trochilidae	<i>Pterophanes cyanopterus</i>	SPE			17	6	12	5	8
Apodiformes	Trochilidae	<i>Ramphomicron microrhynchum</i>	SPE						19	4
Apodiformes	Trochilidae	<i>Rhodopsis vesper</i>	LIV				10			2
Apodiformes	Trochilidae	<i>Rhodopsis vesper</i>	SPE			1			14	3
Apodiformes	Trochilidae	<i>Schistes geoffroyi</i>	SPE		9	32				8
Apodiformes	Trochilidae	<i>Selasphorus flammula</i>	BOD					5		1
Apodiformes	Trochilidae	<i>Selasphorus flammula</i>	FEA					10		2
Apodiformes	Trochilidae	<i>Selasphorus platycercus</i>	SPE			8	2	1	2	3
Apodiformes	Trochilidae	<i>Selasphorus rufus</i>	FEA		1000					200
Apodiformes	Trochilidae	<i>Selasphorus rufus</i>	SPE		8		15			5
Apodiformes	Trochilidae	<i>Selasphorus scintilla</i>	BOD				5			1
Apodiformes	Trochilidae	<i>Selasphorus scintilla</i>	FEA				10			2
Apodiformes	Trochilidae	<i>Sephanoides sephanoides</i>	SKI		6					1
Apodiformes	Trochilidae	<i>Sephanoides sephanoides</i>	SPE				5	2		1
Apodiformes	Trochilidae	<i>Sternoclyta cyanopectus</i>	CAR						250	50
Apodiformes	Trochilidae	<i>Taphrospilus hypostictus</i>	SPE		3	10				3
Apodiformes	Trochilidae	<i>Thalurania colombica</i>	SPE		9	4		5		4
Apodiformes	Trochilidae	<i>Thalurania fannyi</i>	FEA					26		5
Apodiformes	Trochilidae	<i>Thalurania furcata</i>	BOD		3	25	7			7
Apodiformes	Trochilidae	<i>Thalurania furcata</i>	SPE		14	45	10	53	24	29
Apodiformes	Trochilidae	<i>Thalurania glaucopis</i>	SPE		3				32	7
Apodiformes	Trochilidae	<i>Thaumastura cora</i>	LIV			5		20	6	6
Apodiformes	Trochilidae	<i>Thaumastura cora</i>	SPE			14		9	6	6
Apodiformes	Trochilidae	<i>Threnetes niger</i>	SPE		5	8		12	6	6
Apodiformes	Trochilidae	<i>Threnetes ruckeri</i>	FEA					74		15
Apodiformes	Trochilidae	<i>Threnetes ruckeri</i>	SPE		21	4		10	15	10

Order	Family	Taxon	Term	Unit	2007	2008	2009	2010	2011	Yearly Average
Apodiformes	Trochilidae	<i>Tilmatura dupontii</i>	BOD						5	1
Apodiformes	Trochilidae	<i>Tilmatura dupontii</i>	FEA						15	3
Apodiformes	Trochilidae	<i>Topaza pella</i>	LIV						6	1
Apodiformes	Trochilidae	<i>Topaza pella</i>	SPE		1	3	1			1
Apodiformes	Trochilidae	<i>Trochilidae</i> spp.	SPE		1265					253
Ciconiiformes	Balaenicipitidae	<i>Balaeniceps rex</i>	LIV		4	2	4	7	2	4
Ciconiiformes	Phoenicopteridae	<i>Phoeniconaias minor</i>	FEA						21	4
Ciconiiformes	Phoenicopteridae	<i>Phoeniconaias minor</i>	LIV			172	116		40	66
Ciconiiformes	Phoenicopteridae	<i>Phoeniconaias minor</i>	SPE					100	52	30
Ciconiiformes	Phoenicopteridae	<i>Phoenicopterus ruber</i>	FEA			60	56	381		99
Ciconiiformes	Phoenicopteridae	<i>Phoenicopterus ruber</i>	LIV		285	285	585	627	589	474
Ciconiiformes	Phoenicopteridae	<i>Phoenicopterus ruber</i>	SPE			72		1370		288
Ciconiiformes	Threskiornithidae	<i>Eudocimus ruber</i>	BOD					6		1
Ciconiiformes	Threskiornithidae	<i>Threskiornis aethiopicus</i>	LIV						50	10
Columbiformes	Columbidae	<i>Columba uncinata</i>	LIV					50		10
Columbiformes	Columbidae	<i>Columbidae</i> spp.	SPE						500	100
Columbiformes	Columbidae	<i>Gallinolumba luzonica</i>	SPE		6		2	3	4	3
Columbiformes	Columbidae	<i>Goura</i> spp.	FEA		3	2			1	1
Coraciiformes	Bucerotidae	<i>Aceros leucocephalus</i>	SPE		1		9		1	2
Coraciiformes	Bucerotidae	<i>Aceros waldeni</i>	FEA					14		3
Coraciiformes	Bucerotidae	<i>Anthraceros malayanus</i>	CAR					80		16
Coraciiformes	Bucerotidae	<i>Buceros hydrocorax</i>	SPE		1		23	2		5
Coraciiformes	Bucerotidae	<i>Penelopides panini</i>	FEA					7		1
Coraciiformes	Bucerotidae	<i>Penelopides panini</i>	SPE		5		3		3	2
Coraciiformes	Bucerotidae	<i>Penelopides panini affinis</i>	SPE				12	1		3
Coraciiformes	Bucerotidae	<i>Penelopides panini manillae</i>	SPE				11			2
Coraciiformes	Bucerotidae	<i>Rhyticeros plicatus</i>	FEA					9		2
Coraciiformes	Bucerotidae	<i>Rhyticeros plicatus</i>	LIV			10	2	18		6
Cuculiformes	Musophagidae	<i>Tauraco corythaix</i>	BOD		10	5	1	1		3
Cuculiformes	Musophagidae	<i>Tauraco hartlaubi</i>	LIV		41	129	177	90	108	109
Cuculiformes	Musophagidae	<i>Tauraco leucolophus</i>	LIV					20		4
Cuculiformes	Musophagidae	<i>Tauraco livingstonii</i>	LIV		14	106	200	95	80	99
Cuculiformes	Musophagidae	<i>Tauraco macrorhynchus</i>	LIV			40			40	16
Cuculiformes	Musophagidae	<i>Tauraco persa</i>	LIV		16	304	160	455	73	202
Cuculiformes	Musophagidae	<i>Tauraco schalowi</i>	SPE		13			2		3
Cuculiformes	Musophagidae	<i>Tauraco</i> spp.	LIV			120				24
Falconiformes	(Falconiformes)	<i>Falconiformes</i> spp.	BOD		5					1
Falconiformes	(Falconiformes)	<i>Falconiformes</i> spp.	FEA		5					1

Order	Family	Taxon	Term	Unit	2007	2008	2009	2010	2011	Yearly Average
Falconiformes	(Falconiformes)	<i>Falconiformes</i> spp.	SPE		80					16
Falconiformes	Accipitridae	<i>Accipiter badius</i>	LIV		25	35		10		14
Falconiformes	Accipitridae	<i>Accipiter badius</i>	SPE		3	2	1		5	2
Falconiformes	Accipitridae	<i>Accipiter bicolor</i>	FEA		2			3		1
Falconiformes	Accipitridae	<i>Accipiter bicolor</i>	SPE		5	1		3		2
Falconiformes	Accipitridae	<i>Accipiter brevipes</i>	LIV		25					5
Falconiformes	Accipitridae	<i>Accipiter cooperii</i>	CLA			19				4
Falconiformes	Accipitridae	<i>Accipiter cooperii</i>	FEA			147				29
Falconiformes	Accipitridae	<i>Accipiter cooperii</i>	SKI		3	1	1			1
Falconiformes	Accipitridae	<i>Accipiter cooperii</i>	SPE			1		2	126	26
Falconiformes	Accipitridae	<i>Accipiter francesiae</i>	SPE	cm3			7			1
Falconiformes	Accipitridae	<i>Accipiter gentilis</i>	BOD		2	4		1		1
Falconiformes	Accipitridae	<i>Accipiter gentilis</i>	FEA			4	12			3
Falconiformes	Accipitridae	<i>Accipiter gentilis</i>	LIV		11	56	112	81	57	63
Falconiformes	Accipitridae	<i>Accipiter gentilis</i>	SPE						7	1
Falconiformes	Accipitridae	<i>Accipiter gularis</i>	SPE			2	1	2		1
Falconiformes	Accipitridae	<i>Accipiter melanoleucus</i>	BOD			1			4	1
Falconiformes	Accipitridae	<i>Accipiter melanoleucus</i>	LIV		71	9		30	19	26
Falconiformes	Accipitridae	<i>Accipiter nisus</i>	BOD		2	2	1			1
Falconiformes	Accipitridae	<i>Accipiter nisus</i>	LIV		5		5		4	3
Falconiformes	Accipitridae	<i>Accipiter nisus</i>	SPE			10			4	3
Falconiformes	Accipitridae	<i>Accipiter nisus</i>	TRO		3		2			1
Falconiformes	Accipitridae	<i>Accipiter rufitorques</i>	SPE						5	1
Falconiformes	Accipitridae	<i>Accipiter</i> spp.	FEA		1	21	14	76	72	37
Falconiformes	Accipitridae	<i>Accipiter</i> spp.	TAI					5	3	2
Falconiformes	Accipitridae	<i>Accipiter striatus</i>	CLA			14				3
Falconiformes	Accipitridae	<i>Accipiter striatus</i>	FEA			14	57			14
Falconiformes	Accipitridae	<i>Accipiter striatus</i>	SKI		3	2				1
Falconiformes	Accipitridae	<i>Accipiter striatus</i>	SPE			4	3	1	2	2
Falconiformes	Accipitridae	<i>Accipiter tachiro</i>	BOD		4	5			1	2
Falconiformes	Accipitridae	<i>Accipiter tachiro</i>	SPE		6		5		1	2
Falconiformes	Accipitridae	<i>Accipiter trivirgatus</i>	SPE		1	5				1
Falconiformes	Accipitridae	<i>Accipiter virgatus</i>	SPE				4	2	2	2
Falconiformes	Accipitridae	<i>Accipitridae</i> spp.	FEA		375					75
Falconiformes	Accipitridae	<i>Accipitridae</i> spp.	SPE		5	4				2
Falconiformes	Accipitridae	<i>Aegyptius monachus</i>	FEA		1000	1000		750	418	634
Falconiformes	Accipitridae	<i>Aegyptius monachus</i>	LIV				4	4		2
Falconiformes	Accipitridae	<i>Aquila audax</i>	FEA		2	28				6

Order	Family	Taxon	Term	Unit	2007	2008	2009	2010	2011	Yearly Average
Falconiformes	Accipitridae	<i>Aquila audax</i>	SPE				1	2	1	1
Falconiformes	Accipitridae	<i>Aquila chrysaetos</i>	BOD		3	1	1	2		1
Falconiformes	Accipitridae	<i>Aquila chrysaetos</i>	BON		2	3	15	15		7
Falconiformes	Accipitridae	<i>Aquila chrysaetos</i>	CLA		1	2	23	5	8	8
Falconiformes	Accipitridae	<i>Aquila chrysaetos</i>	FEA	kg	51	30	35	30		29
Falconiformes	Accipitridae	<i>Aquila chrysaetos</i>	FEA	set				69	5	15
Falconiformes	Accipitridae	<i>Aquila chrysaetos</i>	FEA		1929	1172	2225	3751	2807	2377
Falconiformes	Accipitridae	<i>Aquila chrysaetos</i>	LIV		2	1	6	1		2
Falconiformes	Accipitridae	<i>Aquila chrysaetos</i>	SKU			1	2	3	2	2
Falconiformes	Accipitridae	<i>Aquila chrysaetos</i>	TAI				42	49	2	19
Falconiformes	Accipitridae	<i>Aquila clanga</i>	FEA				42			8
Falconiformes	Accipitridae	<i>Aquila nipalensis</i>	FEA		550	550				220
Falconiformes	Accipitridae	<i>Aquila rapax</i>	LIV		7	4	5	2		4
Falconiformes	Accipitridae	<i>Aquila rapax</i>	SPE			20				4
Falconiformes	Accipitridae	<i>Aquila spp.</i>	SPE				1	10		2
Falconiformes	Accipitridae	<i>Aquila verreauxii</i>	BOD		3		1		1	1
Falconiformes	Accipitridae	<i>Aquila verreauxii</i>	LIV				6	7	12	5
Falconiformes	Accipitridae	<i>Aquila verreauxii</i>	SPE						12	2
Falconiformes	Accipitridae	<i>Buteo buteo</i>	BOD		10	2	5	1	6	5
Falconiformes	Accipitridae	<i>Buteo buteo</i>	SPE			2			363	73
Falconiformes	Accipitridae	<i>Buteo buteo</i>	TRO		5		2			1
Falconiformes	Accipitridae	<i>Buteo galapagoensis</i>	SPE				153			31
Falconiformes	Accipitridae	<i>Buteo jamaicensis</i>	BOD		3	3				1
Falconiformes	Accipitridae	<i>Buteo jamaicensis</i>	CLA		1	106				21
Falconiformes	Accipitridae	<i>Buteo jamaicensis</i>	FEA		1	68	254	156	125	121
Falconiformes	Accipitridae	<i>Buteo jamaicensis</i>	SKI		1	2	1	1		1
Falconiformes	Accipitridae	<i>Buteo jamaicensis</i>	SPE			2		10		2
Falconiformes	Accipitridae	<i>Buteo lagopus</i>	FEA			12				2
Falconiformes	Accipitridae	<i>Buteo lineatus</i>	FEA		5	3	12	12		6
Falconiformes	Accipitridae	<i>Buteo magnirostris</i>	FEA		35			7		8
Falconiformes	Accipitridae	<i>Buteo magnirostris</i>	SPE		73	4	3	21	3	21
Falconiformes	Accipitridae	<i>Buteo regalis</i>	FEA			168	137	383		138
Falconiformes	Accipitridae	<i>Buteo ridgwayi</i>	FEA		40					8
Falconiformes	Accipitridae	<i>Buteo ridgwayi</i>	SPE		68					14
Falconiformes	Accipitridae	<i>Buteo spp.</i>	FEA	kg		18				4
Falconiformes	Accipitridae	<i>Buteo spp.</i>	FEA		586	37	346	236	165	274
Falconiformes	Accipitridae	<i>Buteo spp.</i>	TAI					5		1
Falconiformes	Accipitridae	<i>Buteo swainsoni</i>	FEA					64		13

Order	Family	Taxon	Term	Unit	2007	2008	2009	2010	2011	Yearly Average
Falconiformes	Accipitridae	<i>Buteo swainsoni</i>	SPE			200				40
Falconiformes	Accipitridae	<i>Buteogallus meridionalis</i>	SPE		3	1		4		2
Falconiformes	Accipitridae	<i>Buteogallus urubitinga</i>	SPE		4			2		1
Falconiformes	Accipitridae	<i>Circaetus gallicus</i>	LIV		5	1				1
Falconiformes	Accipitridae	<i>Circus approximans</i>	FEA			5		204	2500	542
Falconiformes	Accipitridae	<i>Circus buffoni</i>	SPE		1			4		1
Falconiformes	Accipitridae	<i>Circus maurus</i>	SPE				28			6
Falconiformes	Accipitridae	<i>Elanus caeruleus</i>	LIV		60	10				14
Falconiformes	Accipitridae	<i>Elanus caeruleus</i>	SPE			7	4			2
Falconiformes	Accipitridae	<i>Gampsonyx swainsonii</i>	SPE		1			4		1
Falconiformes	Accipitridae	<i>Geranoaetus melanoleucus</i>	LIV				8	8		3
Falconiformes	Accipitridae	<i>Geranoaetus melanoleucus</i>	SPE		1	1		8		2
Falconiformes	Accipitridae	<i>Gypaetus barbatus</i>	FEA		300	300				120
Falconiformes	Accipitridae	<i>Gypaetus barbatus</i>	SPE		9					2
Falconiformes	Accipitridae	<i>Gypohierax angolensis</i>	LIV						6	1
Falconiformes	Accipitridae	<i>Gyps africanus</i>	BOD					4	4	2
Falconiformes	Accipitridae	<i>Gyps africanus</i>	FEA		32	32			25	18
Falconiformes	Accipitridae	<i>Gyps africanus</i>	LIV				7			1
Falconiformes	Accipitridae	<i>Gyps africanus</i>	SPE		122	57	14	19	50	52
Falconiformes	Accipitridae	<i>Gyps africanus</i>	TRO		21	6	6		1	7
Falconiformes	Accipitridae	<i>Gyps bengalensis</i>	FEA			1318	1387	2083		958
Falconiformes	Accipitridae	<i>Gyps bengalensis</i>	SPE		10		8		210	46
Falconiformes	Accipitridae	<i>Gyps coprotheres</i>	BOD		3	2	1		2	2
Falconiformes	Accipitridae	<i>Gyps coprotheres</i>	LIV		1	3	8	6		4
Falconiformes	Accipitridae	<i>Gyps coprotheres</i>	SKI		9					2
Falconiformes	Accipitridae	<i>Gyps coprotheres</i>	SPE		3	291			445	148
Falconiformes	Accipitridae	<i>Gyps coprotheres</i>	TRO			1	3	2	3	2
Falconiformes	Accipitridae	<i>Gyps fulvus</i>	FEA		1500	1500		2850	742	1318
Falconiformes	Accipitridae	<i>Gyps fulvus</i>	SPE				10	10		4
Falconiformes	Accipitridae	<i>Gyps himalayensis</i>	FEA		2000	2000		2869	2831	1940
Falconiformes	Accipitridae	<i>Gyps himalayensis</i>	SPE					10		2
Falconiformes	Accipitridae	<i>Gyps rueppellii</i>	LIV		3		5	1		2
Falconiformes	Accipitridae	<i>Gyps spp.</i>	SKI		10					2
Falconiformes	Accipitridae	<i>Gyps tenuirostris</i>	FEA			736	823	1063		524
Falconiformes	Accipitridae	<i>Gyps tenuirostris</i>	SPE			2504				501
Falconiformes	Accipitridae	<i>Haliaeetus albicilla</i>	SPE					11		2
Falconiformes	Accipitridae	<i>Haliaeetus leucocephalus</i>	BOD		2	1	1	1		1
Falconiformes	Accipitridae	<i>Haliaeetus leucocephalus</i>	BON		25	5	15	29	7	16



Order	Family	Taxon	Term	Unit	2007	2008	2009	2010	2011	Yearly Average
Falconiformes	Accipitridae	<i>Haliaeetus leucocephalus</i>	CLA		10	10	6	13	3	8
Falconiformes	Accipitridae	<i>Haliaeetus leucocephalus</i>	FEA	kg	14					3
Falconiformes	Accipitridae	<i>Haliaeetus leucocephalus</i>	FEA	set				32	31	13
Falconiformes	Accipitridae	<i>Haliaeetus leucocephalus</i>	FEA		4944	3798	4099	3368	2442	3730
Falconiformes	Accipitridae	<i>Haliaeetus leucocephalus</i>	GAR		7					1
Falconiformes	Accipitridae	<i>Haliaeetus leucocephalus</i>	SKU		2	1		2	1	1
Falconiformes	Accipitridae	<i>Haliaeetus leucocephalus</i>	TAI				3	5	12	4
Falconiformes	Accipitridae	<i>Haliaeetus leucocephalus</i>	TRO		3	10	5		1	4
Falconiformes	Accipitridae	<i>Haliaeetus pelagicus</i>	LIV		12					2
Falconiformes	Accipitridae	<i>Haliaeetus vocifer</i>	EGG					7		1
Falconiformes	Accipitridae	<i>Haliaeetus vocifer</i>	FEA		57			51		22
Falconiformes	Accipitridae	<i>Haliaeetus vocifer</i>	LIV		6	8	6			4
Falconiformes	Accipitridae	<i>Haliaeetus vocifer</i>	SPE		259			395	5	132
Falconiformes	Accipitridae	<i>Haliaeetus vocifer</i>	UNS			11				2
Falconiformes	Accipitridae	<i>Harpyhaliaetus coronatus</i>	FEA					32		6
Falconiformes	Accipitridae	<i>Harpyhaliaetus coronatus</i>	SPE					14		3
Falconiformes	Accipitridae	<i>Harpyopsis novaeguineae</i>	FEA						1600	320
Falconiformes	Accipitridae	<i>Henicopernis longicauda</i>	FEA					20		4
Falconiformes	Accipitridae	<i>Hieraaetus fasciatus</i>	LIV		25					5
Falconiformes	Accipitridae	<i>Hieraaetus spilogaster</i>	LIV		15	43	5	14	20	19
Falconiformes	Accipitridae	<i>Hieraaetus spilogaster</i>	SPE			5				1
Falconiformes	Accipitridae	<i>Hieraaetus spp.</i>	FEA						9	2
Falconiformes	Accipitridae	<i>Ictinia plumbea</i>	SPE		4	1				1
Falconiformes	Accipitridae	<i>Kaupifalco monogrammicus</i>	LIV		60		5			13
Falconiformes	Accipitridae	<i>Kaupifalco monogrammicus</i>	SPE		3		1		1	1
Falconiformes	Accipitridae	<i>Leucopternis kuhli</i>	FEA		4			5		2
Falconiformes	Accipitridae	<i>Leucopternis kuhli</i>	SPE		8			6		3
Falconiformes	Accipitridae	<i>Leucopternis schistaceus</i>	FEA		11			5		3
Falconiformes	Accipitridae	<i>Leucopternis schistaceus</i>	SPE		21			10		6
Falconiformes	Accipitridae	<i>Lophaetus occipitalis</i>	LIV		12	4	1			3
Falconiformes	Accipitridae	<i>Melierax metabates</i>	BOD			6				1
Falconiformes	Accipitridae	<i>Melierax metabates</i>	LIV		5					1
Falconiformes	Accipitridae	<i>Melierax metabates</i>	SPE			10				2
Falconiformes	Accipitridae	<i>Micronisus gabar</i>	LIV						20	4
Falconiformes	Accipitridae	<i>Milvus migrans</i>	BOD		10	1				2
Falconiformes	Accipitridae	<i>Milvus migrans</i>	LIV		1	10			10	4
Falconiformes	Accipitridae	<i>Milvus migrans</i>	SPE		1		4	1	5	2
Falconiformes	Accipitridae	<i>Milvus milvus</i>	LIV		6	59	10	10	10	19

Order	Family	Taxon	Term	Unit	2007	2008	2009	2010	2011	Yearly Average
Falconiformes	Accipitridae	<i>Necrosyrtes monachus</i>	LIV		5	2	4		3	3
Falconiformes	Accipitridae	<i>Necrosyrtes monachus</i>	SPE		20					4
Falconiformes	Accipitridae	<i>Neophron percnopterus</i>	LIV		12	4	2	8		5
Falconiformes	Accipitridae	<i>Parabuteo unicinctus</i>	FEA		4			20	23	9
Falconiformes	Accipitridae	<i>Parabuteo unicinctus</i>	SPE		1			4		1
Falconiformes	Accipitridae	<i>Polemaetus bellicosus</i>	LIV		8	6	7	4	3	6
Falconiformes	Accipitridae	<i>Rostrhamus sociabilis</i>	FEA		12					2
Falconiformes	Accipitridae	<i>Sarcogyps calvus</i>	FEA			750	1068	1103		584
Falconiformes	Accipitridae	<i>Sarcogyps calvus</i>	SPE			9			21	6
Falconiformes	Accipitridae	<i>Spizaetus ornatus</i>	SPE		1	2		2		1
Falconiformes	Accipitridae	<i>Spizastur melanoleucus</i>	SPE			3		2		1
Falconiformes	Accipitridae	<i>Stephanoaetus coronatus</i>	FEA			93				19
Falconiformes	Accipitridae	<i>Stephanoaetus coronatus</i>	LIV		12	18	13	13	5	12
Falconiformes	Accipitridae	<i>Stephanoaetus coronatus</i>	SPE			24				5
Falconiformes	Accipitridae	<i>Terathopius ecaudatus</i>	LIV		4		2	3		2
Falconiformes	Accipitridae	<i>Torgos tracheliotus</i>	LIV		3	4	1	2		2
Falconiformes	Accipitridae	<i>Torgos tracheliotus</i>	SPE			28	4	15		9
Falconiformes	Falconidae	<i>Caracara plancus</i>	FEA		5					1
Falconiformes	Falconidae	<i>Caracara plancus</i>	SPE		4	4				2
Falconiformes	Falconidae	<i>Daptrius ater</i>	SPE		2	2		1		1
Falconiformes	Falconidae	<i>Falco amurensis</i>	BOD		1		6	5		2
Falconiformes	Falconidae	<i>Falco biarmicus</i>	LIV			2	11	2	80	19
Falconiformes	Falconidae	<i>Falco cenchroides</i>	SPE					5		1
Falconiformes	Falconidae	<i>Falco cherrug</i>	FEA		86	30	92		250	92
Falconiformes	Falconidae	<i>Falco cherrug</i>	LIV		373	281	418	747	37	371
Falconiformes	Falconidae	<i>Falco cherrug</i>	SPE		85		109	1		39
Falconiformes	Falconidae	<i>Falco chicquera</i>	LIV			24	6	2		6
Falconiformes	Falconidae	<i>Falco chicquera</i>	SPE		5					1
Falconiformes	Falconidae	<i>Falco columbarius</i>	BOD		3	4				1
Falconiformes	Falconidae	<i>Falco femoralis</i>	EGG			33				7
Falconiformes	Falconidae	<i>Falco femoralis</i>	SPE		3	22		3	2	6
Falconiformes	Falconidae	<i>Falco pelegrinoides</i>	LIV			22				4
Falconiformes	Falconidae	<i>Falco peregrinus</i>	EGG						9	2
Falconiformes	Falconidae	<i>Falco peregrinus</i>	FEA					25		5
Falconiformes	Falconidae	<i>Falco peregrinus</i>	SPE					25		5
Falconiformes	Falconidae	<i>Falco sparverius</i>	FEA		29	6	1			7
Falconiformes	Falconidae	<i>Falco sparverius</i>	LIV				1	1	30	6
Falconiformes	Falconidae	<i>Falco sparverius</i>	SPE		5	16	601	18	18	132

Order	Family	Taxon	Term	Unit	2007	2008	2009	2010	2011	Yearly Average
Falconiformes	Falconidae	<i>Falco</i> spp.	SPE		12					2
Falconiformes	Falconidae	<i>Falco subbuteo</i>	LIV		5	40	10			11
Falconiformes	Falconidae	<i>Falco subbuteo</i>	SPE					3	2	1
Falconiformes	Falconidae	<i>Falco tinnunculus</i>	BOD		7	6				3
Falconiformes	Falconidae	<i>Falco tinnunculus</i>	EGG			61				12
Falconiformes	Falconidae	<i>Falco tinnunculus</i>	LIV		10	1		1		2
Falconiformes	Falconidae	<i>Falco tinnunculus</i>	SPE		1	6		3		2
Falconiformes	Falconidae	<i>Falco vespertinus</i>	FEA		9	375				77
Falconiformes	Falconidae	<i>Ibycter americanus</i>	SPE			3		3		1
Falconiformes	Falconidae	<i>Micrastur buckleyi</i>	SPE		4			2		1
Falconiformes	Falconidae	<i>Micrastur gilvicollis</i>	FEA		9			6		3
Falconiformes	Falconidae	<i>Micrastur gilvicollis</i>	SPE		19	1		5		5
Falconiformes	Falconidae	<i>Micrastur mintoni</i>	BOD			4	2			1
Falconiformes	Falconidae	<i>Micrastur mirandollei</i>	SPE		4			1		1
Falconiformes	Falconidae	<i>Micrastur ruficollis</i>	FEA		8			4		2
Falconiformes	Falconidae	<i>Micrastur ruficollis</i>	SPE		15	3		10		6
Falconiformes	Falconidae	<i>Micrastur semitorquatus</i>	SPE		8			1		2
Falconiformes	Falconidae	<i>Microhierax erythrogenys</i>	SPE			3		3		1
Falconiformes	Falconidae	<i>Milvago chimango</i>	FEA		29	35				13
Falconiformes	Falconidae	<i>Milvago chimango</i>	SPE		15	81		2		20
Falconiformes	Falconidae	<i>Phalacrocorax australis</i>	FEA		20					4
Falconiformes	Pandionidae	<i>Pandion haliaetus</i>	SKI			5		1		1
Falconiformes	Pandionidae	<i>Pandion haliaetus</i>	SPE			95	38	2	1	27
Falconiformes	Sagittariidae	<i>Sagittarius serpentarius</i>	BOD		3	1	1			1
Falconiformes	Sagittariidae	<i>Sagittarius serpentarius</i>	LIV		8	8	16	7	14	11
Falconiformes	Sagittariidae	<i>Sagittarius serpentarius</i>	SPE			2	4			1
Galliformes	Phasianidae	<i>Pavo muticus</i>	FEA				1000			200
Gruiformes	Gruidae	<i>Anthropoides paradiseus</i>	LIV				4	4		2
Gruiformes	Gruidae	<i>Anthropoides paradiseus</i>	SPE			1			20	4
Gruiformes	Gruidae	<i>Anthropoides virgo</i>	LIV					40	20	12
Gruiformes	Gruidae	<i>Balearica pavonina</i>	LIV			22	10	58	46	27
Gruiformes	Gruidae	<i>Grus canadensis</i>	BOD		2	1	8	3	1	3
Gruiformes	Gruidae	<i>Grus canadensis</i>	CLA						57	11
Gruiformes	Gruidae	<i>Grus canadensis</i>	FEA	set				27		5
Gruiformes	Gruidae	<i>Grus canadensis</i>	FEA		1				57	12
Gruiformes	Gruidae	<i>Grus canadensis</i>	MEA	kg	5					1
Gruiformes	Gruidae	<i>Grus canadensis</i>	MEA		370	422	538	464	359	431
Gruiformes	Gruidae	<i>Grus canadensis</i>	SPE		100			5		21

Order	Family	Taxon	Term	Unit	2007	2008	2009	2010	2011	Yearly Average
Gruiformes	Gruidae	<i>Grus canadensis</i>	TRO		1288	1023	1444	1475	1555	1357
Gruiformes	Gruidae	<i>Grus grus</i>	FEA				9	60		14
Gruiformes	Gruidae	<i>Grus grus</i>	SPE					18	15	7
Gruiformes	Otididae	<i>Afrotis afraoides</i>	SPE			9	2			2
Gruiformes	Otididae	<i>Ardeotis arabs</i>	EGG				3	5		2
Gruiformes	Otididae	<i>Ardeotis arabs</i>	LIV				1	10		2
Gruiformes	Otididae	<i>Ardeotis kori</i>	FEA					31		6
Gruiformes	Otididae	<i>Ardeotis kori</i>	LIV		11	2	4	7		5
Gruiformes	Otididae	<i>Ardeotis kori</i>	SPE			157		60		43
Gruiformes	Otididae	<i>Eupodotis rueppellii</i>	SPE			3	3			1
Gruiformes	Otididae	<i>Eupodotis senegalensis</i>	FEA					17		3
Gruiformes	Otididae	<i>Eupodotis senegalensis</i>	LIV				250			50
Gruiformes	Otididae	<i>Eupodotis senegalensis</i>	SPE			2		52		11
Gruiformes	Otididae	<i>Eupodotis vigorsii</i>	SPE			2	5			1
Gruiformes	Otididae	<i>Lissotis hartlaubii</i>	SPE			2		4		1
Gruiformes	Otididae	<i>Lophotis gindiana</i>	SPE			2		4		1
Gruiformes	Otididae	<i>Neotis denhami</i>	BOD		3	2	1			1
Gruiformes	Otididae	<i>Neotis denhami</i>	SPE			5	2			1
Gruiformes	Otididae	<i>Otis tarda</i>	FEA	set				7		1
Gruiformes	Otididae	<i>Otis tarda</i>	FEA		1047	10		127		237
Gruiformes	Otididae	<i>Otis tarda</i>	LIV		6	30	20	25	40	24
Gruiformes	Otididae	<i>Otis tarda</i>	SPE		18	102	60	80	120	76
Passeriformes	Cotingidae	<i>Rupicola peruvianus</i>	FEA		500			2		100
Passeriformes	Cotingidae	<i>Rupicola peruvianus</i>	LIV		10			34	22	13
Passeriformes	Cotingidae	<i>Rupicola peruvianus</i>	SPE		7	6		3		3
Passeriformes	Cotingidae	<i>Rupicola rupicola</i>	LIV						10	2
Passeriformes	Emberizidae	<i>Gubernatrix cristata</i>	SPE		8					2
Passeriformes	Emberizidae	<i>Paroaria capitata</i>	SPE		4	1				1
Passeriformes	Emberizidae	<i>Paroaria coronata</i>	SPE		2	3		4		2
Passeriformes	Estrildidae	<i>Lonchura oryzivora</i>	LIV			740		20		152
Passeriformes	Muscicapidae	<i>Garrulax canorus</i>	LIV					5		1
Passeriformes	Muscicapidae	<i>Leiothrix argentauris</i>	LIV					10		2
Passeriformes	Muscicapidae	<i>Leiothrix lutea</i>	LIV			10		10		4
Passeriformes	Paradisaeidae	<i>Astrapia</i> spp.	FEA						17	3
Passeriformes	Paradisaeidae	<i>Astrapia stephaniae</i>	FEA			1	37			8
Passeriformes	Paradisaeidae	<i>Cicinnurus regius</i>	SPE				3		24	5
Passeriformes	Paradisaeidae	<i>Epimachus fastuosus</i>	FEA			9				2
Passeriformes	Paradisaeidae	<i>Epimachus meyeri</i>	FEA			4			11	3

Order	Family	Taxon	Term	Unit	2007	2008	2009	2010	2011	Yearly Average
Passeriformes	Paradisaeidae	<i>Epimachus</i> spp.	FEA			6	1			1
Passeriformes	Paradisaeidae	<i>Loboparadisea sericea</i>	LIV				10			2
Passeriformes	Paradisaeidae	<i>Lophorina superba</i>	FEA		1	5	16		7	6
Passeriformes	Paradisaeidae	<i>Paradisaea apoda</i>	SPE				8			2
Passeriformes	Paradisaeidae	<i>Paradisaea minor</i>	FEA		16	18	17	8	55	23
Passeriformes	Paradisaeidae	<i>Paradisaea raggiana</i>	FEA		20	95	42	17	27	40
Passeriformes	Paradisaeidae	<i>Paradisaea rubra</i>	SPE				8			2
Passeriformes	Paradisaeidae	<i>Paradisaea rudolphi</i>	FEA			1		4		1
Passeriformes	Paradisaeidae	<i>Paradisaeidae</i> spp.	BOD				18			4
Passeriformes	Paradisaeidae	<i>Paradisaeidae</i> spp.	FEA				18			4
Passeriformes	Paradisaeidae	<i>Pteridophora alberti</i>	DER					14		3
Passeriformes	Paradisaeidae	<i>Pteridophora alberti</i>	FEA				6	1	38	9
Passeriformes	Sturnidae	<i>Gracula religiosa</i>	LIV			20				4
Piciformes	Ramphastidae	<i>Pteroglossus aracari</i>	LIV		12	126	165	109	91	101
Piciformes	Ramphastidae	<i>Pteroglossus aracari</i>	SPE		5	47	34	23	1	22
Piciformes	Ramphastidae	<i>Pteroglossus viridis</i>	FEA						21	4
Piciformes	Ramphastidae	<i>Pteroglossus viridis</i>	LIV		36	89	118	26	79	70
Piciformes	Ramphastidae	<i>Pteroglossus viridis</i>	SPE		5	1	5		10	4
Piciformes	Ramphastidae	<i>Ramphastos sulfuratus</i>	LIV				8			2
Piciformes	Ramphastidae	<i>Ramphastos toco</i>	FEA		16			6	10	6
Piciformes	Ramphastidae	<i>Ramphastos toco</i>	LIV		113	166	139	125	123	133
Piciformes	Ramphastidae	<i>Ramphastos toco</i>	SPE		4	21	1	18	8	10
Piciformes	Ramphastidae	<i>Ramphastos tucanus</i>	BOD		1	23	21			9
Piciformes	Ramphastidae	<i>Ramphastos tucanus</i>	FEA		1028				3	206
Piciformes	Ramphastidae	<i>Ramphastos tucanus</i>	LIV		109	145	117	95	118	117
Piciformes	Ramphastidae	<i>Ramphastos tucanus</i>	SPE		8	23	21	28	14	19
Piciformes	Ramphastidae	<i>Ramphastos vitellinus</i>	BOD		3	9	13			5
Piciformes	Ramphastidae	<i>Ramphastos vitellinus</i>	DER					25		5
Piciformes	Ramphastidae	<i>Ramphastos vitellinus</i>	FEA		8			43	13	13
Piciformes	Ramphastidae	<i>Ramphastos vitellinus</i>	LIV		66	171	155	132	102	125
Piciformes	Ramphastidae	<i>Ramphastos vitellinus</i>	SKI					9		2
Piciformes	Ramphastidae	<i>Ramphastos vitellinus</i>	SPE		12	59	13	38	48	34
Psittaciformes	(Psittaciformes)	<i>Psittaciformes</i> spp.	FEA			18				4
Psittaciformes	(Psittaciformes)	<i>Psittaciformes</i> spp.	SPE					222		44
Psittaciformes	Cacatuidae	<i>Cacatua alba</i>	LIV		48	27	42	4	10	26
Psittaciformes	Cacatuidae	<i>Cacatua ducorspii</i>	LIV			346	115	466	50	195
Psittaciformes	Cacatuidae	<i>Cacatua galerita</i>	FEA		11		23	1500	5	308
Psittaciformes	Cacatuidae	<i>Cacatua galerita</i>	LIV		32	19	4	20	26	20

Order	Family	Taxon	Term	Unit	2007	2008	2009	2010	2011	Yearly Average	
Psittaciformes	Cacatuidae	<i>Cacatua galerita</i>	SPE				1	3	35	4	9
Psittaciformes	Cacatuidae	<i>Cacatua leadbeateri</i>	LIV		3	10	6		1		4
Psittaciformes	Cacatuidae	<i>Cacatua sanguinea</i>	SPE				12				2
Psittaciformes	Cacatuidae	<i>Cacatua</i> spp.	FEA			70					14
Psittaciformes	Loriidae	<i>Vini kuhlii</i>	LIV		30						6
Psittaciformes	Loriidae	<i>Vini kuhlii</i>	SPE		109						22
Psittaciformes	Psittacidae	<i>Agapornis canus</i>	LIV						250		50
Psittaciformes	Psittacidae	<i>Agapornis fischeri</i>	LIV			400		46	74		104
Psittaciformes	Psittacidae	<i>Agapornis personatus</i>	LIV		241	726	24	245			247
Psittaciformes	Psittacidae	<i>Agapornis pullarius</i>	LIV			220	100	2	240		112
Psittaciformes	Psittacidae	<i>Agapornis swindernianus</i>	LIV		200						40
Psittaciformes	Psittacidae	<i>Agapornis taranta</i>	LIV						10		2
Psittaciformes	Psittacidae	<i>Alisterus scapularis</i>	LIV		4		2		4		2
Psittaciformes	Psittacidae	<i>Alisterus scapularis</i>	SPE					364			73
Psittaciformes	Psittacidae	<i>Amazona aestiva</i>	LIV		1198	478	703	329	403		622
Psittaciformes	Psittacidae	<i>Amazona aestiva</i>	SPE		3	1			414		84
Psittaciformes	Psittacidae	<i>Amazona albifrons</i>	LIV		2	8		6	5		4
Psittaciformes	Psittacidae	<i>Amazona amazonica</i>	LIV		2055	2681	1583	1938	2835		2218
Psittaciformes	Psittacidae	<i>Amazona amazonica</i>	SPE		1	154		75	202		86
Psittaciformes	Psittacidae	<i>Amazona autumnalis</i>	LIV		41	20	2	11	1		15
Psittaciformes	Psittacidae	<i>Amazona dufresniana</i>	FEA		56			15			14
Psittaciformes	Psittacidae	<i>Amazona dufresniana</i>	LIV		92	136	91	99	48		93
Psittaciformes	Psittacidae	<i>Amazona dufresniana</i>	SPE		19	12	30	76	17		31
Psittaciformes	Psittacidae	<i>Amazona farinosa</i>	FEA		289			30			64
Psittaciformes	Psittacidae	<i>Amazona farinosa</i>	LIV		280	501	246	511	618		431
Psittaciformes	Psittacidae	<i>Amazona farinosa</i>	SPE		19	130	21	40	169		76
Psittaciformes	Psittacidae	<i>Amazona festiva</i>	FEA		96						19
Psittaciformes	Psittacidae	<i>Amazona festiva</i>	LIV		64	118	74	140	89		97
Psittaciformes	Psittacidae	<i>Amazona festiva</i>	SPE			30			1		6
Psittaciformes	Psittacidae	<i>Amazona mercenaria</i>	FEA		130						26
Psittaciformes	Psittacidae	<i>Amazona mercenaria</i>	SPE			14		1	6		4
Psittaciformes	Psittacidae	<i>Amazona ochrocephala</i>	FEA		672			30	4		141
Psittaciformes	Psittacidae	<i>Amazona ochrocephala</i>	LIV		721	846	757	874	865		813
Psittaciformes	Psittacidae	<i>Amazona ochrocephala</i>	SPE		16	95	257	75	52		99
Psittaciformes	Psittacidae	<i>Amazona</i> spp.	FEA					310			62
Psittaciformes	Psittacidae	<i>Amazona</i> spp.	LIV		40						8
Psittaciformes	Psittacidae	<i>Amazona</i> spp.	SPE					200			40
Psittaciformes	Psittacidae	<i>Amazona xanthops</i>	SPE						40		8

Order	Family	Taxon	Term	Unit	2007	2008	2009	2010	2011	Yearly Average
Psittaciformes	Psittacidae	<i>Aprosmictus erythropterus</i>	LIV		8	4	6			4
Psittaciformes	Psittacidae	<i>Ara ambiguus</i>	SPE					8		2
Psittaciformes	Psittacidae	<i>Ara ararauna</i>	FEA		432			98	3	107
Psittaciformes	Psittacidae	<i>Ara ararauna</i>	LIV		686	907	835	844	1259	906
Psittaciformes	Psittacidae	<i>Ara ararauna</i>	SPE		32	319	105	164	515	227
Psittaciformes	Psittacidae	<i>Ara chloropterus</i>	FEA		57	8		286	1	70
Psittaciformes	Psittacidae	<i>Ara chloropterus</i>	LIV		776	1169	993	1032	1065	1007
Psittaciformes	Psittacidae	<i>Ara chloropterus</i>	SHE						12	2
Psittaciformes	Psittacidae	<i>Ara chloropterus</i>	SPE		31	180	148	134	209	140
Psittaciformes	Psittacidae	<i>Ara macao</i>	FEA		271	1		176		90
Psittaciformes	Psittacidae	<i>Ara macao</i>	LIV				46	158	50	51
Psittaciformes	Psittacidae	<i>Ara severus</i>	LIV		81	121	110	88	91	98
Psittaciformes	Psittacidae	<i>Ara severus</i>	SPE		72	164	125	90	28	96
Psittaciformes	Psittacidae	<i>Ara spp.</i>	FEA		30					6
Psittaciformes	Psittacidae	<i>Ara spp.</i>	SPE			12				2
Psittaciformes	Psittacidae	<i>Aratinga acuticaudata</i>	LIV			50		1		10
Psittaciformes	Psittacidae	<i>Aratinga acuticaudata</i>	SPE		52				30	16
Psittaciformes	Psittacidae	<i>Aratinga aurea</i>	LIV		4				30	7
Psittaciformes	Psittacidae	<i>Aratinga aurea</i>	SPE		4				35	8
Psittaciformes	Psittacidae	<i>Aratinga auricapillus</i>	LIV						6	1
Psittaciformes	Psittacidae	<i>Aratinga canicularis</i>	LIV		1	1	2		20	5
Psittaciformes	Psittacidae	<i>Aratinga canicularis</i>	SPE		60	95	35			38
Psittaciformes	Psittacidae	<i>Aratinga erythrogenys</i>	LIV						18	4
Psittaciformes	Psittacidae	<i>Aratinga erythrogenys</i>	SPE					6	6	2
Psittaciformes	Psittacidae	<i>Aratinga finschi</i>	LIV			2			50	10
Psittaciformes	Psittacidae	<i>Aratinga leucophthalma</i>	LIV		174	26	47	38	52	67
Psittaciformes	Psittacidae	<i>Aratinga leucophthalma</i>	SPE		2	2			30	7
Psittaciformes	Psittacidae	<i>Aratinga mitrata</i>	LIV		2435	2510	2119	990	2416	2094
Psittaciformes	Psittacidae	<i>Aratinga mitrata</i>	SPE						6	1
Psittaciformes	Psittacidae	<i>Aratinga pertinax</i>	FEA		88					18
Psittaciformes	Psittacidae	<i>Aratinga pertinax</i>	LIV		34	40	56	18	154	60
Psittaciformes	Psittacidae	<i>Aratinga pertinax</i>	SPE		1	18				4
Psittaciformes	Psittacidae	<i>Aratinga solstitialis</i>	LIV		104	148	52		20	65
Psittaciformes	Psittacidae	<i>Aratinga spp.</i>	SPE			8				2
Psittaciformes	Psittacidae	<i>Aratinga wagleri</i>	LIV		1697	1271	1896	1319	495	1336
Psittaciformes	Psittacidae	<i>Aratinga wagleri</i>	SPE					5		1
Psittaciformes	Psittacidae	<i>Aratinga weddellii</i>	LIV		913	200				223
Psittaciformes	Psittacidae	<i>Aratinga weddellii</i>	SPE					9		2



Order	Family	Taxon	Term	Unit	2007	2008	2009	2010	2011	Yearly Average
Psittaciformes	Psittacidae	<i>Barnardius zonarius</i>	LIV				32			6
Psittaciformes	Psittacidae	<i>Barnardius zonarius</i>	SPE					4	4	2
Psittaciformes	Psittacidae	<i>Barnardius zonarius barnardius</i>	LIV		22		2		48	14
Psittaciformes	Psittacidae	<i>Bolbopsittacus lunulatus</i>	SPE			2	11	5	2	4
Psittaciformes	Psittacidae	<i>Bolborhynchus lineola</i>	LIV						49	10
Psittaciformes	Psittacidae	<i>Bolborhynchus lineola</i>	SPE						24	5
Psittaciformes	Psittacidae	<i>Bolborhynchus orbyngnesius</i>	SPE			2		3	31	7
Psittaciformes	Psittacidae	<i>Brotogeris chiriri</i>	SPE		1				43	9
Psittaciformes	Psittacidae	<i>Brotogeris chrysoptera</i>	FEA						33	7
Psittaciformes	Psittacidae	<i>Brotogeris chrysoptera</i>	LIV		69	24	53	9	26	36
Psittaciformes	Psittacidae	<i>Brotogeris cyanoptera</i>	LIV		476			34	10	104
Psittaciformes	Psittacidae	<i>Brotogeris cyanoptera</i>	SPE		1	6		6		3
Psittaciformes	Psittacidae	<i>Brotogeris sanctithomae</i>	LIV		734	500			16	250
Psittaciformes	Psittacidae	<i>Brotogeris versicolurus</i>	LIV		1097	200			16	263
Psittaciformes	Psittacidae	<i>Calyptorhynchus banksii</i>	SPE			3	2	7	1	3
Psittaciformes	Psittacidae	<i>Calyptorhynchus latirostris</i>	SPE				5	3	2	2
Psittaciformes	Psittacidae	<i>Chalcopsitta cardinalis</i>	LIV		3	365	35	325	80	162
Psittaciformes	Psittacidae	<i>Chalcopsitta duivenbodei</i>	LIV		18					4
Psittaciformes	Psittacidae	<i>Chamosyna papou</i>	FEA			2			21	5
Psittaciformes	Psittacidae	<i>Chamosyna placentis</i>	FEA			6				1
Psittaciformes	Psittacidae	<i>Chamosyna pulchella</i>	SPE			7				1
Psittaciformes	Psittacidae	<i>Cyanoliseus patagonus</i>	LIV		600	3095	500		1332	1105
Psittaciformes	Psittacidae	<i>Cyanoliseus patagonus</i>	SPE		402	396		15		163
Psittaciformes	Psittacidae	<i>Cyanoramphus auriceps</i>	LIV			22	5			5
Psittaciformes	Psittacidae	<i>Cyanoramphus auriceps</i>	SPE					28		6
Psittaciformes	Psittacidae	<i>Cyanoramphus malherbi</i>	SPE					28		6
Psittaciformes	Psittacidae	<i>Cyanoramphus novaezelandiae</i>	LIV			20			100	24
Psittaciformes	Psittacidae	<i>Deroptyus accipitrinus</i>	FEA		48					10
Psittaciformes	Psittacidae	<i>Deroptyus accipitrinus</i>	LIV		75	144	225	135	207	157
Psittaciformes	Psittacidae	<i>Deroptyus accipitrinus</i>	SPE		22	24	25	18	60	30
Psittaciformes	Psittacidae	<i>Diopsittaca nobilis</i>	FEA		56					11
Psittaciformes	Psittacidae	<i>Diopsittaca nobilis</i>	LIV		490	256	119	505	540	382
Psittaciformes	Psittacidae	<i>Diopsittaca nobilis</i>	SPE		12	65	28	72	11	38
Psittaciformes	Psittacidae	<i>Eclectus roratus</i>	FEA		21	17	61			20
Psittaciformes	Psittacidae	<i>Eclectus roratus</i>	LIV		169	341	70	300	40	184
Psittaciformes	Psittacidae	<i>Eclectus roratus</i>	SPE		10	1	1			2
Psittaciformes	Psittacidae	<i>Eolophus roseicapilla</i>	LIV		63	64	25	21	2	35
Psittaciformes	Psittacidae	<i>Eolophus roseicapilla</i>	SPE				2	2	2	1

Order	Family	Taxon	Term	Unit	2007	2008	2009	2010	2011	Yearly Average
Psittaciformes	Psittacidae	<i>Forpus coelestis</i>	LIV		150					30
Psittaciformes	Psittacidae	<i>Forpus coelestis</i>	SPE					14	17	6
Psittaciformes	Psittacidae	<i>Forpus passerinus</i>	LIV		22	366	214	80	178	172
Psittaciformes	Psittacidae	<i>Forpus xanthops</i>	SPE					7		1
Psittaciformes	Psittacidae	<i>Glossopsitta</i> spp.	SPE			17				3
Psittaciformes	Psittacidae	<i>Guarouba guarouba</i>	LIV						8	2
Psittaciformes	Psittacidae	<i>Leptosittaca branickii</i>	SPE			6				1
Psittaciformes	Psittacidae	<i>Loriculus philippensis</i>	SPE		4	2	2		7	3
Psittaciformes	Psittacidae	<i>Lorius chlorocercus</i>	LIV			585	80	400	20	217
Psittaciformes	Psittacidae	<i>Lorius hypoinochrous</i>	SPE				4		3	1
Psittaciformes	Psittacidae	<i>Lorius lory</i>	LIV						20	4
Psittaciformes	Psittacidae	<i>Lorius</i> spp.	FEA			10			1	2
Psittaciformes	Psittacidae	<i>Lorius</i> spp.	LIV					70		14
Psittaciformes	Psittacidae	<i>Micropsitta finschii</i>	SPE		5					1
Psittaciformes	Psittacidae	<i>Myiopsitta monachus</i>	FEA		25					5
Psittaciformes	Psittacidae	<i>Myiopsitta monachus</i>	LIV		38030	39508	67800	91600	79226	63233
Psittaciformes	Psittacidae	<i>Myiopsitta monachus</i>	SPE		44			68	30	28
Psittaciformes	Psittacidae	<i>Nandayus nenday</i>	LIV		2222	826	840	45		787
Psittaciformes	Psittacidae	<i>Nandayus nenday</i>	SPE		1				30	6
Psittaciformes	Psittacidae	<i>Nannopsittaca panychlora</i>	SPE					8		2
Psittaciformes	Psittacidae	<i>Neophema chrysostris</i>	LIV			150				30
Psittaciformes	Psittacidae	<i>Neophema pulchella</i>	LIV						17	3
Psittaciformes	Psittacidae	<i>Neophema splendida</i>	LIV						60	12
Psittaciformes	Psittacidae	<i>Neophema</i> spp.	SPE			17				3
Psittaciformes	Psittacidae	<i>Neopsephotus bourkii</i>	LIV			50			4	11
Psittaciformes	Psittacidae	<i>Nestor meridionalis</i>	CAR						540	108
Psittaciformes	Psittacidae	<i>Nestor meridionalis</i>	FEA					150		30
Psittaciformes	Psittacidae	<i>Nestor meridionalis</i>	SPE					7		1
Psittaciformes	Psittacidae	<i>Nestor notabilis</i>	FEA					20		4
Psittaciformes	Psittacidae	<i>Nestor notabilis</i>	SPE					43		9
Psittaciformes	Psittacidae	<i>Northiella haematogaster</i>	LIV		6				6	2
Psittaciformes	Psittacidae	<i>Orthopsittaca manilata</i>	FEA					30	24	11
Psittaciformes	Psittacidae	<i>Orthopsittaca manilata</i>	LIV		103	196	59	67	256	136
Psittaciformes	Psittacidae	<i>Orthopsittaca manilata</i>	SPE		67	152	30	60	31	68
Psittaciformes	Psittacidae	<i>Pionites leucogaster</i>	LIV		10		33			9
Psittaciformes	Psittacidae	<i>Pionites melanocephalus</i>	BOD			8	2			2
Psittaciformes	Psittacidae	<i>Pionites melanocephalus</i>	FEA					30		6
Psittaciformes	Psittacidae	<i>Pionites melanocephalus</i>	LIV		773	928	799	567	685	750

Order	Family	Taxon	Term	Unit	2007	2008	2009	2010	2011	Yearly Average
Psittaciformes	Psittacidae	<i>Pionites melanocephalus</i>	SPE		186	112	227	160	581	253
Psittaciformes	Psittacidae	<i>Pionus chalcopterus</i>	LIV		4	16	10		35	13
Psittaciformes	Psittacidae	<i>Pionus chalcopterus</i>	SPE			10		5		3
Psittaciformes	Psittacidae	<i>Pionus fuscus</i>	LIV		114	141	192	202	232	176
Psittaciformes	Psittacidae	<i>Pionus fuscus</i>	SPE			50	21	104	10	37
Psittaciformes	Psittacidae	<i>Pionus maximiliani</i>	LIV		1330	470	85		500	477
Psittaciformes	Psittacidae	<i>Pionus maximiliani</i>	SPE		2				30	6
Psittaciformes	Psittacidae	<i>Pionus menstruus</i>	LIV		248	313	342	467	310	336
Psittaciformes	Psittacidae	<i>Pionus menstruus</i>	SPE		2	141	104	173	207	125
Psittaciformes	Psittacidae	<i>Pionus senilis</i>	LIV			23	105		5	27
Psittaciformes	Psittacidae	<i>Pionus tumultuosus</i>	LIV		7		1			2
Psittaciformes	Psittacidae	<i>Pionus tumultuosus</i>	SPE			11		1	3	3
Psittaciformes	Psittacidae	<i>Pionus tumultuosus seniloides</i>	SPE			10				2
Psittaciformes	Psittacidae	<i>Platycercus adscitus</i>	LIV				27		4	6
Psittaciformes	Psittacidae	<i>Platycercus caledonicus</i>	LIV				18			4
Psittaciformes	Psittacidae	<i>Platycercus elegans</i>	LIV		122	34	93		432	136
Psittaciformes	Psittacidae	<i>Platycercus elegans</i>	SPE				2	1534		307
Psittaciformes	Psittacidae	<i>Platycercus eximius</i>	LIV		366	621	212		1001	440
Psittaciformes	Psittacidae	<i>Platycercus icterotis</i>	LIV				20		8	6
Psittaciformes	Psittacidae	<i>Platycercus icterotis</i>	SPE					3	2	1
Psittaciformes	Psittacidae	<i>Poicephalus cryptoxanthus</i>	LIV		2		10			2
Psittaciformes	Psittacidae	<i>Poicephalus gulielmi</i>	LIV		489	851	1445	1200	1013	1000
Psittaciformes	Psittacidae	<i>Poicephalus meyeri</i>	LIV		40	41	76	2	13	34
Psittaciformes	Psittacidae	<i>Poicephalus robustus</i>	LIV		36	297	142	340	18	167
Psittaciformes	Psittacidae	<i>Poicephalus rueppellii</i>	LIV			11	69			16
Psittaciformes	Psittacidae	<i>Poicephalus rufiventris</i>	LIV			10	25			7
Psittaciformes	Psittacidae	<i>Poicephalus senegalus</i>	LIV		836	4409	3286	4981	4153	3533
Psittaciformes	Psittacidae	<i>Poicephalus</i> spp.	LIV			300				60
Psittaciformes	Psittacidae	<i>Polytelis alexandrae</i>	LIV				10		20	6
Psittaciformes	Psittacidae	<i>Polytelis anthopeplus</i>	LIV				7		50	11
Psittaciformes	Psittacidae	<i>Polytelis swainsonii</i>	LIV				20		14	7
Psittaciformes	Psittacidae	<i>Primolius auricollis</i>	LIV		4				24	6
Psittaciformes	Psittacidae	<i>Primolius auricollis</i>	SPE						30	6
Psittaciformes	Psittacidae	<i>Psephotus haematonotus</i>	LIV		724	1372	696		1217	802
Psittaciformes	Psittacidae	<i>Psephotus</i> spp.	LIV				16			3
Psittaciformes	Psittacidae	<i>Psilopsiagon aurifrons</i>	SPE			6		30	38	15
Psittaciformes	Psittacidae	<i>Psilopsiagon aymara</i>	LIV						29	6
Psittaciformes	Psittacidae	<i>Psittacidae</i> spp.	LIV		1			15		3

Order	Family	Taxon	Term	Unit	2007	2008	2009	2010	2011	Yearly Average
Psittaciformes	Psittacidae	<i>Psittacula cyanocephala</i>	LIV				41	76	8	25
Psittaciformes	Psittacidae	<i>Psittacula eupatria</i>	LIV		3	10	31	2		9
Psittaciformes	Psittacidae	<i>Psittacula krameri</i>	LIV				2	6		2
Psittaciformes	Psittacidae	<i>Psittacula</i> spp.	LIV					524		105
Psittaciformes	Psittacidae	<i>Psittacula</i> spp.	SPE			11				2
Psittaciformes	Psittacidae	<i>Psittacus erithacus</i>	LIV		6856	8839	11183	8073	6751	8340
Psittaciformes	Psittacidae	<i>Psittacus erithacus</i>	SPE			3			5	2
Psittaciformes	Psittacidae	<i>Psittacus erithacus erithacus</i>	LIV				150	1101	564	363
Psittaciformes	Psittacidae	<i>Psittacus erithacus timneh</i>	LIV		20	480	750	50	101	280
Psittaciformes	Psittacidae	<i>Purpureicephalus spurius</i>	LIV		6		10			3
Psittaciformes	Psittacidae	<i>Pyrrhura devillei</i>	SPE						30	6
Psittaciformes	Psittacidae	<i>Pyrrhura egregia</i>	LIV				6			1
Psittaciformes	Psittacidae	<i>Pyrrhura frontalis</i>	LIV						12	2
Psittaciformes	Psittacidae	<i>Pyrrhura hoffmanni</i>	LIV				10			2
Psittaciformes	Psittacidae	<i>Pyrrhura molinae</i>	LIV		5	398	297	1	100	160
Psittaciformes	Psittacidae	<i>Pyrrhura perlata</i>	LIV		2	27	24			11
Psittaciformes	Psittacidae	<i>Pyrrhura pfrimeri</i>	SPE			152				30
Psittaciformes	Psittacidae	<i>Pyrrhura picta</i>	FEA						45	9
Psittaciformes	Psittacidae	<i>Pyrrhura picta</i>	LIV		66	32		10	111	44
Psittaciformes	Psittacidae	<i>Pyrrhura picta</i>	SPE		15				94	22
Psittaciformes	Psittacidae	<i>Pyrrhura rhocephala</i>	LIV				37		2	8
Psittaciformes	Psittacidae	<i>Pyrrhura rupicola</i>	LIV			16	12			6
Psittaciformes	Psittacidae	<i>Pyrrhura</i> spp.	SPE			6				1
Psittaciformes	Psittacidae	<i>Tanygnathus lucionensis</i>	SPE		3				2	1
Psittaciformes	Psittacidae	<i>Trichoglossus chlorolepidotus</i>	LIV						20	4
Psittaciformes	Psittacidae	<i>Trichoglossus chlorolepidotus</i>	SPE			18				4
Psittaciformes	Psittacidae	<i>Trichoglossus haematodus</i>	FEA					1200		240
Psittaciformes	Psittacidae	<i>Trichoglossus haematodus</i>	LIV		14	330	21	200	20	117
Psittaciformes	Psittacidae	<i>Trichoglossus haematodus</i>	SPE		1		2	1	6	2
Psittaciformes	Psittacidae	<i>Trichoglossus</i> spp.	SPE			8	3			2
Rheiformes	Rheidae	<i>Pterocnemia pennata pennata</i>	FEA						667	133
Rheiformes	Rheidae	<i>Rhea americana</i>	GAR		3				7	2
Rheiformes	Rheidae	<i>Rhea americana albescens</i>	FEA	kg	40	15	15			14
Rheiformes	Rheidae	<i>Rhea americana albescens</i>	FEA		40	15				11
Rheiformes	Rheidae	<i>Rhea americana albescens</i>	LPS		168		2	2		34
Sphenisciformes	Spheniscidae	<i>Spheniscus demersus</i>	BOD		7	5	1	2		3
Sphenisciformes	Spheniscidae	<i>Spheniscus demersus</i>	FEA					300	300	120
Sphenisciformes	Spheniscidae	<i>Spheniscus demersus</i>	LIV				166			33

Order	Family	Taxon	Term	Unit	2007	2008	2009	2010	2011	Yearly Average
Sphenisciformes	Spheniscidae	<i>Spheniscus demersus</i>	SHE					20	20	8
Sphenisciformes	Spheniscidae	<i>Spheniscus demersus</i>	SPE	kg			6			1
Sphenisciformes	Spheniscidae	<i>Spheniscus demersus</i>	SPE		600	1200			828	526
Strigiformes	Strigidae	<i>Aegolius acadicus</i>	BOD		8	5				3
Strigiformes	Strigidae	<i>Aegolius acadicus</i>	CLA			9				2
Strigiformes	Strigidae	<i>Aegolius acadicus</i>	FEA		15	9				5
Strigiformes	Strigidae	<i>Aegolius acadicus</i>	SKI		5	3	1			2
Strigiformes	Strigidae	<i>Aegolius funereus</i>	SKI			2	3			1
Strigiformes	Strigidae	<i>Aegolius harrisii</i>	SPE			2		4		1
Strigiformes	Strigidae	<i>Asio capensis</i>	LIV			20				4
Strigiformes	Strigidae	<i>Asio flammeus</i>	BOD		1	4				1
Strigiformes	Strigidae	<i>Asio flammeus</i>	FEA		17	1		66		17
Strigiformes	Strigidae	<i>Asio flammeus</i>	SPE		1			12		3
Strigiformes	Strigidae	<i>Asio otus</i>	CLA			5				1
Strigiformes	Strigidae	<i>Asio otus</i>	FEA			5				1
Strigiformes	Strigidae	<i>Asio otus</i>	LIV			30	10	1		8
Strigiformes	Strigidae	<i>Asio stygius</i>	SPE		1	2			2	1
Strigiformes	Strigidae	<i>Athene cunicularia</i>	FEA		435		50	266		150
Strigiformes	Strigidae	<i>Athene cunicularia</i>	SPE		377	3	72	268	367	217
Strigiformes	Strigidae	<i>Athene noctua</i>	BOD		6					1
Strigiformes	Strigidae	<i>Athene noctua</i>	LIV			50	110	80	10	50
Strigiformes	Strigidae	<i>Athene</i> spp.	FEA		300					60
Strigiformes	Strigidae	<i>Athene</i> spp.	SPE		313					63
Strigiformes	Strigidae	<i>Bubo africanus</i>	BOD		12	11		1	10	7
Strigiformes	Strigidae	<i>Bubo africanus</i>	SPE				5	1	1	1
Strigiformes	Strigidae	<i>Bubo bubo</i>	FEA		35					7
Strigiformes	Strigidae	<i>Bubo bubo</i>	LIV		1		1	2	1	1
Strigiformes	Strigidae	<i>Bubo cinerascens</i>	SPE		24					5
Strigiformes	Strigidae	<i>Bubo lacteus</i>	LIV		10					2
Strigiformes	Strigidae	<i>Bubo virginianus</i>	BOD		2	11	1			3
Strigiformes	Strigidae	<i>Bubo virginianus</i>	CLA			58				12
Strigiformes	Strigidae	<i>Bubo virginianus</i>	FEA		4	16				4
Strigiformes	Strigidae	<i>Bubo virginianus</i>	LIV		4		1		2	1
Strigiformes	Strigidae	<i>Bubo virginianus</i>	SPE		2	7		15	5	6
Strigiformes	Strigidae	<i>Glaucidium brasilianum</i>	SPE		10	360	6		2	76
Strigiformes	Strigidae	<i>Glaucidium gnoma</i>	FEA			4			9	3
Strigiformes	Strigidae	<i>Glaucidium gnoma</i>	SPE		11	2	1	1		3
Strigiformes	Strigidae	<i>Glaucidium jardinii</i>	SPE		1	5		10	16	6

Order	Family	Taxon	Term	Unit	2007	2008	2009	2010	2011	Yearly Average
Strigiformes	Strigidae	<i>Glaucidium nana</i>	SPE		4			2		1
Strigiformes	Strigidae	<i>Glaucidium perlatum</i>	LIV			20				4
Strigiformes	Strigidae	<i>Glaucidium perlatum</i>	SPE				2	1	2	1
Strigiformes	Strigidae	<i>Glaucidium peruanum</i>	SPE			1		21	27	10
Strigiformes	Strigidae	<i>Ninox philippensis</i>	SPE		7	2	7	1	5	4
Strigiformes	Strigidae	<i>Otus asio</i>	SPE			2		6		2
Strigiformes	Strigidae	<i>Otus bakkamoena</i>	SPE			100		5		21
Strigiformes	Strigidae	<i>Otus brucei</i>	LIV		20	100	75	65	20	56
Strigiformes	Strigidae	<i>Otus elegans</i>	SPE			11				2
Strigiformes	Strigidae	<i>Otus flammeolus</i>	SPE		1	11	2	1		3
Strigiformes	Strigidae	<i>Otus kennicottii</i>	CLA			20				4
Strigiformes	Strigidae	<i>Otus kennicottii</i>	FEA			20				4
Strigiformes	Strigidae	<i>Otus kennicottii</i>	SPE		5					1
Strigiformes	Strigidae	<i>Otus koepckeae</i>	SPE					1	23	5
Strigiformes	Strigidae	<i>Otus longicornis</i>	SPE		4	1		3		2
Strigiformes	Strigidae	<i>Otus megalotis</i>	SPE		1	6	9	3	14	7
Strigiformes	Strigidae	<i>Otus roboratus</i>	SPE					9		2
Strigiformes	Strigidae	<i>Otus rufescens</i>	SPE			100				20
Strigiformes	Strigidae	<i>Otus rutilus</i>	SPE	mg		7				1
Strigiformes	Strigidae	<i>Otus scops</i>	LIV		20	145	105	101	20	78
Strigiformes	Strigidae	<i>Otus spilocephalus</i>	SPE			100				20
Strigiformes	Strigidae	<i>Ptilopsis leucotis</i>	EGG						75	15
Strigiformes	Strigidae	<i>Ptilopsis leucotis</i>	LIV		127	350	90	65	50	136
Strigiformes	Strigidae	<i>Strix aluco</i>	BOD		5	3	3	1		2
Strigiformes	Strigidae	<i>Strix aluco</i>	SPE			6		1		1
Strigiformes	Strigidae	<i>Strix nebulosa</i>	BOD		2	2		3		1
Strigiformes	Strigidae	<i>Strix nebulosa</i>	SKI			4	1			1
Strigiformes	Strigidae	<i>Strix varia</i>	FEA			1	20			4
Strigiformes	Strigidae	<i>Strix varia</i>	SKI		2	4	1			1
Strigiformes	Strigidae	<i>Strix varia</i>	SPE		4		10			3
Strigiformes	Strigidae	<i>Strix woodfordii</i>	LIV			50				10
Strigiformes	Strigidae	<i>Strix woodfordii</i>	SPE		4		1			1
Strigiformes	Strigidae	<i>Surnia ulula</i>	FEA					30		6
Strigiformes	Strigidae	<i>Surnia ulula</i>	SPE		8					2
Strigiformes	Tytonidae	<i>Tyto alba</i>	BOD		6	1	1	4		2
Strigiformes	Tytonidae	<i>Tyto alba</i>	CLA			14				3
Strigiformes	Tytonidae	<i>Tyto alba</i>	EGG						50	10
Strigiformes	Tytonidae	<i>Tyto alba</i>	FEA		4	14			43	12

Order	Family	Taxon	Term	Unit	2007	2008	2009	2010	2011	Yearly Average
Strigiformes	Tytonidae	<i>Tyto alba</i>	LIV		19	1	20		1	8
Strigiformes	Tytonidae	<i>Tyto alba</i>	SPE		3	4	4	17	234	52
<b>CLASS REPTILIA</b>										
Crocodylia	(Crocodylia)	<i>Crocodylia</i> spp.	SKP				12			2
Crocodylia	Alligatoridae	<i>Alligator mississippiensis</i>	BOD		5	6	2	51	45	22
Crocodylia	Alligatoridae	<i>Alligator mississippiensis</i>	CAR		40	37		13		18
Crocodylia	Alligatoridae	<i>Alligator mississippiensis</i>	DER				92	151		49
Crocodylia	Alligatoridae	<i>Alligator mississippiensis</i>	FOO			800				160
Crocodylia	Alligatoridae	<i>Alligator mississippiensis</i>	GAR		44	7	72	51	4119	859
Crocodylia	Alligatoridae	<i>Alligator mississippiensis</i>	GEN						30	6
Crocodylia	Alligatoridae	<i>Alligator mississippiensis</i>	LIV		5	2	33	4	16	12
Crocodylia	Alligatoridae	<i>Alligator mississippiensis</i>	LPL	pairs	47	25				14
Crocodylia	Alligatoridae	<i>Alligator mississippiensis</i>	LPL		95	168	92	81	58	99
Crocodylia	Alligatoridae	<i>Alligator mississippiensis</i>	LPS	kg		4		1	350240	70049
Crocodylia	Alligatoridae	<i>Alligator mississippiensis</i>	LPS	pairs	275					55
Crocodylia	Alligatoridae	<i>Alligator mississippiensis</i>	LPS		16465	17420	207190	273794	48076	112589
Crocodylia	Alligatoridae	<i>Alligator mississippiensis</i>	MEA	kg	48618	51543	61248	66883	74392	60537
Crocodylia	Alligatoridae	<i>Alligator mississippiensis</i>	MED						3887	777
Crocodylia	Alligatoridae	<i>Alligator mississippiensis</i>	SHO		192	491				137
Crocodylia	Alligatoridae	<i>Alligator mississippiensis</i>	SKI		306036	325095	320043	369717	311993	326577
Crocodylia	Alligatoridae	<i>Alligator mississippiensis</i>	SKP		535	443	1065	27441	15579	9013
Crocodylia	Alligatoridae	<i>Alligator mississippiensis</i>	SKU		33	12	2	22	1000	214
Crocodylia	Alligatoridae	<i>Alligator mississippiensis</i>	SPE	l			9		1	2
Crocodylia	Alligatoridae	<i>Alligator mississippiensis</i>	SPE		156	601	1575	468	12911	3142
Crocodylia	Alligatoridae	<i>Alligator mississippiensis</i>	TEE		6557		6130			2537
Crocodylia	Alligatoridae	<i>Alligator mississippiensis</i>	TRO		11	13	2	6	32	13
Crocodylia	Alligatoridae	<i>Caiman crocodilus</i>	BOD				20		61	16
Crocodylia	Alligatoridae	<i>Caiman crocodilus</i>	LIV		10		1030	736	2693	894
Crocodylia	Alligatoridae	<i>Caiman crocodilus</i>	LPL		72			63		27
Crocodylia	Alligatoridae	<i>Caiman crocodilus</i>	LPS		627	9	463	897	99	419
Crocodylia	Alligatoridae	<i>Caiman crocodilus</i>	SKI	kg		160				32
Crocodylia	Alligatoridae	<i>Caiman crocodilus</i>	SKI				5000		16485	4297
Crocodylia	Alligatoridae	<i>Caiman crocodilus</i>	SPE						10	2
Crocodylia	Alligatoridae	<i>Caiman crocodilus crocodilus</i>	GAR						796	159
Crocodylia	Alligatoridae	<i>Caiman crocodilus crocodilus</i>	LIV		5687	7815	8716	2498	1437	5231
Crocodylia	Alligatoridae	<i>Caiman crocodilus crocodilus</i>	LPS	kg					10185	2037
Crocodylia	Alligatoridae	<i>Caiman crocodilus crocodilus</i>	LPS		17	2990	9321	7655	36	4004
Crocodylia	Alligatoridae	<i>Caiman crocodilus crocodilus</i>	SID				26711	19050	44997	18152



Order	Family	Taxon	Term	Unit	2007	2008	2009	2010	2011	Yearly Average
Crocodylia	Alligatoridae	<i>Caiman crocodilus crocodilus</i>	SKI	kg	160					32
Crocodylia	Alligatoridae	<i>Caiman crocodilus crocodilus</i>	SKI	sides	46402	34775				16235
Crocodylia	Alligatoridae	<i>Caiman crocodilus crocodilus</i>	SKI		16707	21000	25999	23699	18360	21153
Crocodylia	Alligatoridae	<i>Caiman crocodilus crocodilus</i>	SKP	kg	320	160				96
Crocodylia	Alligatoridae	<i>Caiman crocodilus crocodilus</i>	SKP	set		2400				480
Crocodylia	Alligatoridae	<i>Caiman crocodilus crocodilus</i>	SKP			3300		4127		1485
Crocodylia	Alligatoridae	<i>Caiman crocodilus crocodilus</i>	TAI		1000					200
Crocodylia	Alligatoridae	<i>Caiman crocodilus crocodilus</i>	TEE					48		10
Crocodylia	Alligatoridae	<i>Caiman crocodilus fuscus</i>	BOD		44	36				16
Crocodylia	Alligatoridae	<i>Caiman crocodilus fuscus</i>	DER					5		1
Crocodylia	Alligatoridae	<i>Caiman crocodilus fuscus</i>	LPL		2328	455	345	29	50	641
Crocodylia	Alligatoridae	<i>Caiman crocodilus fuscus</i>	LPS		1117	2912	27158	20026	19359	14114
Crocodylia	Alligatoridae	<i>Caiman crocodilus fuscus</i>	SHO		370	4				75
Crocodylia	Alligatoridae	<i>Caiman crocodilus fuscus</i>	SKI	m2		444				89
Crocodylia	Alligatoridae	<i>Caiman crocodilus fuscus</i>	SKI		1302	1744	10	1160	21645	5172
Crocodylia	Alligatoridae	<i>Caiman crocodilus fuscus</i>	SKP		187		530		552	254
Crocodylia	Alligatoridae	<i>Caiman crocodilus fuscus</i>	SPE		109					22
Crocodylia	Alligatoridae	<i>Caiman crocodilus fuscus</i>	TAI		300					60
Crocodylia	Alligatoridae	<i>Caiman latirostris</i>	LPL		6		4			2
Crocodylia	Alligatoridae	<i>Caiman latirostris</i>	LPS		1056	377	49	92	221	359
Crocodylia	Alligatoridae	<i>Caiman latirostris</i>	SKI		1125	987	393	1933	2973	1482
Crocodylia	Alligatoridae	<i>Caiman latirostris</i>	SKP					16		3
Crocodylia	Alligatoridae	<i>Caiman</i> spp.	SKP					18		4
Crocodylia	Alligatoridae	<i>Caiman yacare</i>	CAR						34	7
Crocodylia	Alligatoridae	<i>Caiman yacare</i>	FOO		655					131
Crocodylia	Alligatoridae	<i>Caiman yacare</i>	GAR			34	1	24	35	19
Crocodylia	Alligatoridae	<i>Caiman yacare</i>	LPL	pairs	25	9				7
Crocodylia	Alligatoridae	<i>Caiman yacare</i>	LPL		38	314	123	14	21	102
Crocodylia	Alligatoridae	<i>Caiman yacare</i>	LPS	kg					5	1
Crocodylia	Alligatoridae	<i>Caiman yacare</i>	LPS	pairs	1175					235
Crocodylia	Alligatoridae	<i>Caiman yacare</i>	LPS		11124	2032	5633	7683	12833	7861
Crocodylia	Alligatoridae	<i>Caiman yacare</i>	MEA	kg	40040					8008
Crocodylia	Alligatoridae	<i>Caiman yacare</i>	SHO		12128	3174				3060
Crocodylia	Alligatoridae	<i>Caiman yacare</i>	SID	kg					61	12
Crocodylia	Alligatoridae	<i>Caiman yacare</i>	SID	m2					175	35
Crocodylia	Alligatoridae	<i>Caiman yacare</i>	SID				34173	31478	61242	25379
Crocodylia	Alligatoridae	<i>Caiman yacare</i>	SKI	sides	98226	96770				38999
Crocodylia	Alligatoridae	<i>Caiman yacare</i>	SKI		23299	15838	23718	9903	7671	16086

Order	Family	Taxon	Term	Unit	2007	2008	2009	2010	2011	Yearly Average
Crocodylia	Alligatoridae	<i>Caiman yacare</i>	SKP	kg	152	1751	625	1101	82218	17169
Crocodylia	Alligatoridae	<i>Caiman yacare</i>	SKP	m			575	2267	901	749
Crocodylia	Alligatoridae	<i>Caiman yacare</i>	SKP		1016	3150	33	5310	10333	3968
Crocodylia	Alligatoridae	<i>Caiman yacare</i>	SKU		299	2			1	60
Crocodylia	Alligatoridae	<i>Caiman yacare</i>	SPE				90		300	78
Crocodylia	Alligatoridae	<i>Caiman yacare</i>	TAI	kg		210				42
Crocodylia	Alligatoridae	<i>Caiman yacare</i>	TAI		52286	57495	7990	8990	7849	26922
Crocodylia	Alligatoridae	<i>Caiman yacare</i>	UNS		294					59
Crocodylia	Alligatoridae	<i>Melanosuchus niger</i>	BOD				20		35	11
Crocodylia	Alligatoridae	<i>Melanosuchus niger</i>	LIV		52	2	2			11
Crocodylia	Alligatoridae	<i>Melanosuchus niger</i>	SKI			11	8		11	6
Crocodylia	Alligatoridae	<i>Melanosuchus niger</i>	SKP						16	3
Crocodylia	Alligatoridae	<i>Melanosuchus niger</i>	SKU		22					4
Crocodylia	Alligatoridae	<i>Melanosuchus niger</i>	SPE						12	2
Crocodylia	Alligatoridae	<i>Paleosuchus palpebrosus</i>	LIV		423	586	487	359	408	453
Crocodylia	Alligatoridae	<i>Paleosuchus trigonatus</i>	LIV		575	745	371	466	344	500
Crocodylia	Crocodylidae	<i>Crocodylidae</i> spp.	SPE						1116	223
Crocodylia	Crocodylidae	<i>Crocodylus acutus</i>	SPE		35		326	210		114
Crocodylia	Crocodylidae	<i>Crocodylus niloticus</i>	BOD			2	2	7	151	32
Crocodylia	Crocodylidae	<i>Crocodylus niloticus</i>	CAR				12			2
Crocodylia	Crocodylidae	<i>Crocodylus niloticus</i>	DER				60	10	405	95
Crocodylia	Crocodylidae	<i>Crocodylus niloticus</i>	FOO					6	2	2
Crocodylia	Crocodylidae	<i>Crocodylus niloticus</i>	GAR				115	12	183	62
Crocodylia	Crocodylidae	<i>Crocodylus niloticus</i>	LIV		66400	91008	44083	29132	11002	48325
Crocodylia	Crocodylidae	<i>Crocodylus niloticus</i>	LPL		74	35	204	128	25	93
Crocodylia	Crocodylidae	<i>Crocodylus niloticus</i>	LPS	kg					18276	3655
Crocodylia	Crocodylidae	<i>Crocodylus niloticus</i>	LPS		467	1130	11533	14809	1408	5869
Crocodylia	Crocodylidae	<i>Crocodylus niloticus</i>	MEA	kg	163000	47875	11518	18500	23500	52879
Crocodylia	Crocodylidae	<i>Crocodylus niloticus</i>	MEA						10	2
Crocodylia	Crocodylidae	<i>Crocodylus niloticus</i>	OIL	kg	1		5			1
Crocodylia	Crocodylidae	<i>Crocodylus niloticus</i>	SKE					5		1
Crocodylia	Crocodylidae	<i>Crocodylus niloticus</i>	SKI		46938	40084	54979	49138	67844	51797
Crocodylia	Crocodylidae	<i>Crocodylus niloticus</i>	SKP		19934	34517	24326	21102	12107	22397
Crocodylia	Crocodylidae	<i>Crocodylus niloticus</i>	SKU		39	35	2246	50	284	531
Crocodylia	Crocodylidae	<i>Crocodylus niloticus</i>	SPE	l					26	5
Crocodylia	Crocodylidae	<i>Crocodylus niloticus</i>	SPE		10	31	1041	30	17	226
Crocodylia	Crocodylidae	<i>Crocodylus niloticus</i>	TEE		10		7		12	6
Crocodylia	Crocodylidae	<i>Crocodylus niloticus</i>	TRO		323	363	361	489	1836	674

Order	Family	Taxon	Term	Unit	2007	2008	2009	2010	2011	Yearly Average
Crocodylia	Crocodylidae	<i>Crocodylus novaeguineae</i>	GAR				1		76	15
Crocodylia	Crocodylidae	<i>Crocodylus novaeguineae</i>	LPL		8		10	4		4
Crocodylia	Crocodylidae	<i>Crocodylus novaeguineae</i>	LPS		29599	8170	16792	6972	4169	13140
Crocodylia	Crocodylidae	<i>Crocodylus novaeguineae</i>	MEA	kg				567		113
Crocodylia	Crocodylidae	<i>Crocodylus novaeguineae</i>	SKI		39339	28408	31395	24480	21418	29008
Crocodylia	Crocodylidae	<i>Crocodylus novaeguineae</i>	SKP	kg			625			125
Crocodylia	Crocodylidae	<i>Crocodylus novaeguineae</i>	SKP		25		625	1		130
Crocodylia	Crocodylidae	<i>Crocodylus novaeguineae</i>	SKU		1		2	2	6	2
Crocodylia	Crocodylidae	<i>Crocodylus porosus</i>	BOD					69		14
Crocodylia	Crocodylidae	<i>Crocodylus porosus</i>	DER				100			20
Crocodylia	Crocodylidae	<i>Crocodylus porosus</i>	GAR				7	11	16	7
Crocodylia	Crocodylidae	<i>Crocodylus porosus</i>	LPL		1	5	2	2	4	3
Crocodylia	Crocodylidae	<i>Crocodylus porosus</i>	LPS		1623	1117	1532	2475	2794	1908
Crocodylia	Crocodylidae	<i>Crocodylus porosus</i>	MEA	kg	45000	986	68		1400	9491
Crocodylia	Crocodylidae	<i>Crocodylus porosus</i>	SKI		16330	21064	16531	17841	19975	18348
Crocodylia	Crocodylidae	<i>Crocodylus porosus</i>	SKP	kg	15					3
Crocodylia	Crocodylidae	<i>Crocodylus porosus</i>	SKP		2569	13228	10855	13661	12216	10506
Crocodylia	Crocodylidae	<i>Crocodylus porosus</i>	SKS		1405					281
Crocodylia	Crocodylidae	<i>Crocodylus porosus</i>	SKU		3	7	5	7	5	5
Crocodylia	Crocodylidae	<i>Crocodylus porosus</i>	SPE				1	51	1	11
Crocodylia	Crocodylidae	<i>Crocodylus porosus</i>	TEE		515	1	24010	31872	300	11340
Crocodylia	Crocodylidae	<i>Crocodylus porosus</i>	TRO		1	3	3	1		2
Crocodylia	Crocodylidae	<i>Crocodylus siamensis</i>	SKI				500			100
Crocodylia	Crocodylidae	<i>Crocodylus</i> spp.	SHO		12					2
Crocodylia	Crocodylidae	<i>Crocodylus</i> spp.	SKU			1		10	2	3
Crocodylia	Crocodylidae	<i>Crocodylus</i> spp.	TEE					155		31
Crocodylia	Crocodylidae	<i>Tomistoma schlegelii</i>	SPE				13			3
Sauria	Agamidae	<i>Uromastyx acanthinura</i> *	LIV			461	2	200	50	143
Sauria	Agamidae	<i>Uromastyx aegyptia</i>	BOD		6					1
Sauria	Agamidae	<i>Uromastyx aegyptia</i>	LIV		390	1300	75	25	300	418
Sauria	Agamidae	<i>Uromastyx alfredschmidti</i>	LIV					50		10
Sauria	Agamidae	<i>Uromastyx bentii</i>	LIV					50	150	40
Sauria	Agamidae	<i>Uromastyx dispar</i>	LIV		16415	16254	3420	5190	1050	8466
Sauria	Agamidae	<i>Uromastyx geyri</i>	BOD			5				1
Sauria	Agamidae	<i>Uromastyx geyri</i>	LIV		3010	4074	6272	6830	5350	5107
Sauria	Agamidae	<i>Uromastyx ocellata</i>	LIV		1965	2405	2790	1675	1230	2013
Sauria	Agamidae	<i>Uromastyx ornata</i>	LIV		6		112	240	700	212
Sauria	Agamidae	<i>Uromastyx princeps</i>	LIV			4		2		1

Order	Family	Taxon	Term	Unit	2007	2008	2009	2010	2011	Yearly Average
Sauria	Agamidae	<i>Uromastyx</i> spp.	LIV						34	7
Sauria	Chamaeleonidae	<i>Bradypodion pumilum melanocephalum</i>	LIV						50	10
Sauria	Chamaeleonidae	<i>Bradypodion spinosum</i>	SPE				6			1
Sauria	Chamaeleonidae	<i>Bradypodion thamnobates</i>	LIV						20	4
Sauria	Chamaeleonidae	<i>Brookesia betschi</i>	SPE			6				1
Sauria	Chamaeleonidae	<i>Brookesia griveaudi</i>	SPE			7			6	3
Sauria	Chamaeleonidae	<i>Brookesia nasus</i>	SPE		80		4			17
Sauria	Chamaeleonidae	<i>Brookesia</i> spp.	BOD		26	14		11		10
Sauria	Chamaeleonidae	<i>Brookesia</i> spp.	SPE				11	27		8
Sauria	Chamaeleonidae	<i>Brookesia stumpffi</i>	BOD		7			7		3
Sauria	Chamaeleonidae	<i>Brookesia stumpffi</i>	LIV		131	147	136	270	188	174
Sauria	Chamaeleonidae	<i>Brookesia stumpffi</i>	SPE					7	3	2
Sauria	Chamaeleonidae	<i>Brookesia superciliaris</i>	LIV		127	210	155	236	198	185
Sauria	Chamaeleonidae	<i>Brookesia superciliaris</i>	SPE		6	8	9			5
Sauria	Chamaeleonidae	<i>Brookesia therezieni</i>	LIV		79	100	72	114	86	90
Sauria	Chamaeleonidae	<i>Brookesia thieli</i>	BOD					5		1
Sauria	Chamaeleonidae	<i>Brookesia thieli</i>	LIV		58	100	82	117	92	90
Sauria	Chamaeleonidae	<i>Brookesia thieli</i>	SPE		14	4				4
Sauria	Chamaeleonidae	<i>Calumma boettgeri</i>	SPE			6				1
Sauria	Chamaeleonidae	<i>Calumma brevicorne</i>	SPE		2		4			1
Sauria	Chamaeleonidae	<i>Calumma crypticum</i>	BOD					13		3
Sauria	Chamaeleonidae	<i>Calumma crypticum</i>	SPE					5	6	2
Sauria	Chamaeleonidae	<i>Calumma gallus</i>	SPE			5		2		1
Sauria	Chamaeleonidae	<i>Calumma gastrotaenia</i>	BOD					20		4
Sauria	Chamaeleonidae	<i>Calumma gastrotaenia</i>	SPE		110	10	5		4	26
Sauria	Chamaeleonidae	<i>Calumma guibei</i>	BOD					35		7
Sauria	Chamaeleonidae	<i>Calumma hilleniusi</i>	BOD					5		1
Sauria	Chamaeleonidae	<i>Calumma hilleniusi</i>	SPE					11		2
Sauria	Chamaeleonidae	<i>Calumma malthe</i>	BOD					7		1
Sauria	Chamaeleonidae	<i>Calumma malthe</i>	SPE			7				1
Sauria	Chamaeleonidae	<i>Calumma nasutum</i>	BOD					24		5
Sauria	Chamaeleonidae	<i>Calumma nasutum</i>	SPE			11	5	18	6	8
Sauria	Chamaeleonidae	<i>Calumma oshaughnessyi</i>	BOD				10	1		2
Sauria	Chamaeleonidae	<i>Calumma oshaughnessyi</i>	SPE		118					24
Sauria	Chamaeleonidae	<i>Calumma peltierorum</i>	BOD					5		1
Sauria	Chamaeleonidae	<i>Calumma</i> spp.	BOD			9		15		5
Sauria	Chamaeleonidae	<i>Calumma</i> spp.	SPE					37		7
Sauria	Chamaeleonidae	<i>Calumma tigris</i> *	SPE				87	1		18

Order	Family	Taxon	Term	Unit	2007	2008	2009	2010	2011	Yearly Average
Sauria	Chamaeleonidae	<i>Chamaeleo africanus</i>	LIV				1400	650		410
Sauria	Chamaeleonidae	<i>Chamaeleo bitaeniatus*</i>	LIV		1460	1002	1028	1052	568	1022
Sauria	Chamaeleonidae	<i>Chamaeleo bitaeniatus*</i>	SPE				25			5
Sauria	Chamaeleonidae	<i>Chamaeleo calypratus</i>	LIV		2				700	140
Sauria	Chamaeleonidae	<i>Chamaeleo camerunensis*</i>	LIV		60					12
Sauria	Chamaeleonidae	<i>Chamaeleo chamaeleon</i>	BOD		5					1
Sauria	Chamaeleonidae	<i>Chamaeleo chamaeleon</i>	LIV		13	650		21	150	167
Sauria	Chamaeleonidae	<i>Chamaeleo dilepis</i>	BOD		2		6		2	2
Sauria	Chamaeleonidae	<i>Chamaeleo dilepis</i>	LIV		8064	6495	4917	4546	3373	5479
Sauria	Chamaeleonidae	<i>Chamaeleo dilepis</i>	SPE			7	35		8	10
Sauria	Chamaeleonidae	<i>Chamaeleo ellioti*</i>	LIV		115	26	188	281	398	202
Sauria	Chamaeleonidae	<i>Chamaeleo ellioti*</i>	SPE		45		48			19
Sauria	Chamaeleonidae	<i>Chamaeleo fueelleborni*</i>	LIV		1479	596				415
Sauria	Chamaeleonidae	<i>Chamaeleo fueelleborni*</i>	SPE				14			3
Sauria	Chamaeleonidae	<i>Chamaeleo gracilis</i>	BOD		1	10			5	3
Sauria	Chamaeleonidae	<i>Chamaeleo gracilis</i>	LIV		3480	3903	5034	5694	6177	4858
Sauria	Chamaeleonidae	<i>Chamaeleo gracilis</i>	SPE				11			2
Sauria	Chamaeleonidae	<i>Chamaeleo hoehnelii*</i>	LIV		175	26	23	414	585	245
Sauria	Chamaeleonidae	<i>Chamaeleo hoehnelii*</i>	SPE		60					12
Sauria	Chamaeleonidae	<i>Chamaeleo jacksonii*</i>	LIV		181	596	519	490	803	518
Sauria	Chamaeleonidae	<i>Chamaeleo jacksonii*</i>	SPE		80		3			17
Sauria	Chamaeleonidae	<i>Chamaeleo jacksonii merumontanus</i>	LIV		2281	213	309	253	218	655
Sauria	Chamaeleonidae	<i>Chamaeleo laterispinis*</i>	LIV			10				2
Sauria	Chamaeleonidae	<i>Chamaeleo oweni*</i>	BOD		3	3	1			1
Sauria	Chamaeleonidae	<i>Chamaeleo oweni*</i>	LIV		25	6	31	5	35	20
Sauria	Chamaeleonidae	<i>Chamaeleo pfefferi*</i>	LIV				80	84	75	48
Sauria	Chamaeleonidae	<i>Chamaeleo quadricornis*</i>	LIV		805	1251	1014	732	731	907
Sauria	Chamaeleonidae	<i>Chamaeleo quilensis</i>	LIV		10					2
Sauria	Chamaeleonidae	<i>Chamaeleo rudis*</i>	LIV		3440	2595	1428	1409	943	1963
Sauria	Chamaeleonidae	<i>Chamaeleo rudis*</i>	SPE		45		9			11
Sauria	Chamaeleonidae	<i>Chamaeleo senegalensis</i>	BOD			4			6	2
Sauria	Chamaeleonidae	<i>Chamaeleo senegalensis</i>	LIV		8555	8967	10965	8927	9305	9344
Sauria	Chamaeleonidae	<i>Chamaeleo spp.*</i>	BOD				14			3
Sauria	Chamaeleonidae	<i>Chamaeleo spp.*</i>	LIV		95					19
Sauria	Chamaeleonidae	<i>Chamaeleo tempeli*</i>	LIV					10	4	3
Sauria	Chamaeleonidae	<i>Chamaeleo tempeli*</i>	SPE				20			4
Sauria	Chamaeleonidae	<i>Chamaeleonidae spp.</i>	SPE				57			11
Sauria	Chamaeleonidae	<i>Furcifer antimena</i>	SPE			6		1		1

Order	Family	Taxon	Term	Unit	2007	2008	2009	2010	2011	Yearly Average
Sauria	Chamaeleonidae	<i>Furcifer labordi</i>	BOD					5		1
Sauria	Chamaeleonidae	<i>Furcifer labordi</i>	SPE					9		2
Sauria	Chamaeleonidae	<i>Furcifer lateralis</i>	BOD					39		8
Sauria	Chamaeleonidae	<i>Furcifer lateralis</i>	LIV		1557	1642	1635	2507	2019	1872
Sauria	Chamaeleonidae	<i>Furcifer lateralis</i>	SPE			7		69	21	19
Sauria	Chamaeleonidae	<i>Furcifer oustaleti</i>	BOD					23		5
Sauria	Chamaeleonidae	<i>Furcifer oustaleti</i>	LIV		1259	1465	1448	2216	1277	1533
Sauria	Chamaeleonidae	<i>Furcifer oustaleti</i>	SPE	mg	2			25	90	23
Sauria	Chamaeleonidae	<i>Furcifer oustaleti</i>	SPE			4	1	158	79	48
Sauria	Chamaeleonidae	<i>Furcifer pardalis</i>	BOD		1			6		1
Sauria	Chamaeleonidae	<i>Furcifer pardalis</i>	LIV		1625	1594	1736	2561	2013	1906
Sauria	Chamaeleonidae	<i>Furcifer pardalis</i>	SPE			3	32	21	63	24
Sauria	Chamaeleonidae	<i>Furcifer petteri</i>	BOD		6			1		1
Sauria	Chamaeleonidae	<i>Furcifer petteri</i>	SPE						6	1
Sauria	Chamaeleonidae	<i>Furcifer polleni</i>	SPE			7				1
Sauria	Chamaeleonidae	<i>Furcifer rhinoceros</i>	SPE	mg				100	290	78
Sauria	Chamaeleonidae	<i>Furcifer rhinoceros</i>	SPE						60	12
Sauria	Chamaeleonidae	<i>Furcifer</i> spp.	BOD		1	3		314		64
Sauria	Chamaeleonidae	<i>Furcifer</i> spp.	SPE	mg					14	3
Sauria	Chamaeleonidae	<i>Furcifer</i> spp.	SPE			2		577		116
Sauria	Chamaeleonidae	<i>Furcifer verrucosus</i>	BOD					11		2
Sauria	Chamaeleonidae	<i>Furcifer verrucosus</i>	LIV		1106	1461	1454	2099	1231	1470
Sauria	Chamaeleonidae	<i>Furcifer verrucosus</i>	SPE			2	2	22		5
Sauria	Chamaeleonidae	<i>Kinyongia adolfifridgerici</i>	LIV				10		6	3
Sauria	Chamaeleonidae	<i>Kinyongia adolfifridgerici</i>	SPE				10			2
Sauria	Chamaeleonidae	<i>Kinyongia boehmei</i>	LIV						20	4
Sauria	Chamaeleonidae	<i>Kinyongia fischeri</i>	LIV		7219	5807	3436	3160	2366	4398
Sauria	Chamaeleonidae	<i>Kinyongia fischeri</i>	SPE				13			3
Sauria	Chamaeleonidae	<i>Kinyongia</i> spp.	LIV					25		5
Sauria	Chamaeleonidae	<i>Kinyongia tavetana</i>	LIV		2771	2612	2022	1930	1221	2111
Sauria	Chamaeleonidae	<i>Kinyongia tenuis</i>	SPE				6			1
Sauria	Chamaeleonidae	<i>Kinyongia xenorhina</i>	LIV		41	21		206	220	98
Sauria	Chamaeleonidae	<i>Trioceros cristatus</i>	BOD		4	4	3			2
Sauria	Chamaeleonidae	<i>Trioceros cristatus</i>	LIV		330	467	644	533	629	521
Sauria	Chamaeleonidae	<i>Trioceros deremensis</i>	LIV		1045	372	463	342	381	521
Sauria	Chamaeleonidae	<i>Trioceros deremensis</i>	SPE				10			2
Sauria	Chamaeleonidae	<i>Trioceros feae</i>	LIV		440	466	449	215	80	330
Sauria	Chamaeleonidae	<i>Trioceros goetzei</i>	SPE				11			2



Order	Family	Taxon	Term	Unit	2007	2008	2009	2010	2011	Yearly Average
Sauria	Chamaeleonidae	<i>Trioceros johnstoni</i>	LIV		314	122	50	358	537	276
Sauria	Chamaeleonidae	<i>Trioceros johnstoni</i>	SPE				18			4
Sauria	Chamaeleonidae	<i>Trioceros melleri</i>	LIV		4528	3016	2721	2748	1898	2982
Sauria	Chamaeleonidae	<i>Trioceros melleri</i>	SPE			2	3			1
Sauria	Chamaeleonidae	<i>Trioceros montium</i>	BOD				20			4
Sauria	Chamaeleonidae	<i>Trioceros montium</i>	LIV		265	135	50	30	43	105
Sauria	Chamaeleonidae	<i>Trioceros schoutedeni</i>	LIV				6			1
Sauria	Chamaeleonidae	<i>Trioceros schoutedeni</i>	SPE				6			1
Sauria	Chamaeleonidae	<i>Trioceros wernerii</i>	LIV		1145	451	355	414	271	527
Sauria	Chamaeleonidae	<i>Trioceros wernerii</i>	SPE				15			3
Sauria	Chamaeleonidae	<i>Trioceros wiedersheimi</i>	LIV		436	481	378	193	287	355
Sauria	Gekkonidae	<i>Phelsuma abbotti</i>	SPE					40		8
Sauria	Gekkonidae	<i>Phelsuma antanosy</i>	SPE	mg	97					19
Sauria	Gekkonidae	<i>Phelsuma comorensis</i>	LIV		300					60
Sauria	Gekkonidae	<i>Phelsuma dubia</i>	LIV		5789	3820	2469	2120	1780	3196
Sauria	Gekkonidae	<i>Phelsuma dubia</i>	SPE			1	5	1		1
Sauria	Gekkonidae	<i>Phelsuma guentheri</i>	SPE				151	27		36
Sauria	Gekkonidae	<i>Phelsuma guimbeui</i>	TAI						640	128
Sauria	Gekkonidae	<i>Phelsuma kochi</i>	SPE	mg					40	8
Sauria	Gekkonidae	<i>Phelsuma kochi</i>	SPE					5	48	11
Sauria	Gekkonidae	<i>Phelsuma laticauda</i>	LIV		1511	1545	1732	2533	2188	1902
Sauria	Gekkonidae	<i>Phelsuma laticauda</i>	SPE			3		38		8
Sauria	Gekkonidae	<i>Phelsuma lineata*</i>	BOD					28		6
Sauria	Gekkonidae	<i>Phelsuma lineata*</i>	LIV		1419	1615	1662	2633	1829	1832
Sauria	Gekkonidae	<i>Phelsuma lineata*</i>	SPE			11	2	202		43
Sauria	Gekkonidae	<i>Phelsuma madagascariensis</i>	LIV		1679	1402	1391	2811	1781	1813
Sauria	Gekkonidae	<i>Phelsuma madagascariensis</i>	SPE			2		62		13
Sauria	Gekkonidae	<i>Phelsuma mutabilis</i>	SPE					1	4	1
Sauria	Gekkonidae	<i>Phelsuma ornate</i>	SPE			20				4
Sauria	Gekkonidae	<i>Phelsuma parkeri</i>	LIV			800	900	850	110	532
Sauria	Gekkonidae	<i>Phelsuma pusilla</i>	SPE			8				2
Sauria	Gekkonidae	<i>Phelsuma quadriocellata*</i>	BOD					9		2
Sauria	Gekkonidae	<i>Phelsuma quadriocellata*</i>	LIV		1486	1571	1768	2512	1978	1863
Sauria	Gekkonidae	<i>Phelsuma quadriocellata*</i>	SPE			8				2
Sauria	Gekkonidae	<i>Phelsuma spp.</i>	BOD			9		12		4
Sauria	Gekkonidae	<i>Phelsuma spp.</i>	LIV			28				6
Sauria	Gekkonidae	<i>Phelsuma spp.</i>	SPE			9	1	3		3
Sauria	Gekkonidae	<i>Phelsuma v-nigra</i>	LIV		300					60



Order	Family	Taxon	Term	Unit	2007	2008	2009	2010	2011	Yearly Average
Sauria	Gekkonidae	<i>Uroplatus ebenau</i>	BOD					15		3
Sauria	Gekkonidae	<i>Uroplatus ebenau</i>	LIV		1281	1518	1454	1510	237	1200
Sauria	Gekkonidae	<i>Uroplatus ebenau</i>	SPE					150		30
Sauria	Gekkonidae	<i>Uroplatus fimbriatus</i>	LIV		1267	1437	1433	1628	307	1214
Sauria	Gekkonidae	<i>Uroplatus guentheri</i>	LIV		41	76	35	147	128	85
Sauria	Gekkonidae	<i>Uroplatus guentheri</i>	SPE	mg	5				20	5
Sauria	Gekkonidae	<i>Uroplatus guentheri</i>	SPE			2		1	21	5
Sauria	Gekkonidae	<i>Uroplatus henkeli</i>	BOD		5			4		2
Sauria	Gekkonidae	<i>Uroplatus henkeli</i>	LIV		107	176	107	264	93	149
Sauria	Gekkonidae	<i>Uroplatus lineatus</i>	LIV		546	738	698	696	79	551
Sauria	Gekkonidae	<i>Uroplatus malama</i>	LIV		41	68	61	57		45
Sauria	Gekkonidae	<i>Uroplatus phantasticus</i>	BOD					5		1
Sauria	Gekkonidae	<i>Uroplatus phantasticus</i>	LIV		1229	1536	1346	1326	44	1096
Sauria	Gekkonidae	<i>Uroplatus phantasticus</i>	SPE			5				1
Sauria	Gekkonidae	<i>Uroplatus pietschmanni</i>	LIV		262	354	289	339		249
Sauria	Gekkonidae	<i>Uroplatus sikorae</i> *	LIV		1102	1614	1302	2800	1638	1691
Sauria	Gekkonidae	<i>Uroplatus</i> spp.	BOD		5	10				3
Sauria	Gekkonidae	<i>Uroplatus</i> spp.	SPE	mg					21	4
Sauria	Gerrhosauridae	<i>Cordylus barbertonensis</i>	SPE			1	14			3
Sauria	Gerrhosauridae	<i>Cordylus beraduccii</i>	LIV		10					2
Sauria	Gerrhosauridae	<i>Cordylus breyeri</i>	SPE			1	8			2
Sauria	Gerrhosauridae	<i>Cordylus capensis</i>	SPE			3			122	25
Sauria	Gerrhosauridae	<i>Cordylus cataphractus</i>	SPE						8	2
Sauria	Gerrhosauridae	<i>Cordylus coeruleopunctatus</i>	SPE				3		21	5
Sauria	Gerrhosauridae	<i>Cordylus cordylus</i>	SPE						25	5
Sauria	Gerrhosauridae	<i>Cordylus depressus</i>	LIV			6				1
Sauria	Gerrhosauridae	<i>Cordylus depressus</i>	SPE				8			2
Sauria	Gerrhosauridae	<i>Cordylus fasciatus</i>	SPE						13	3
Sauria	Gerrhosauridae	<i>Cordylus giganteus</i>	LIV				50			10
Sauria	Gerrhosauridae	<i>Cordylus macropholis</i>	SPE			5			15	4
Sauria	Gerrhosauridae	<i>Cordylus melanotus</i>	SPE			2	7		15	5
Sauria	Gerrhosauridae	<i>Cordylus microlepidotus</i>	SPE						8	2
Sauria	Gerrhosauridae	<i>Cordylus mossambicus</i>	LIV		600	130	1392	300	258	536
Sauria	Gerrhosauridae	<i>Cordylus nebulosus</i>	SPE						5	1
Sauria	Gerrhosauridae	<i>Cordylus oelofseni</i>	SPE			5			8	3
Sauria	Gerrhosauridae	<i>Cordylus peersi</i>	SPE			3			4	1
Sauria	Gerrhosauridae	<i>Cordylus polyzonus</i>	SPE			8			3	2
Sauria	Gerrhosauridae	<i>Cordylus rhodesianus</i>	LIV		1700	1100	765	350	504	884

Order	Family	Taxon	Term	Unit	2007	2008	2009	2010	2011	Yearly Average
Sauria	Gerrhosauridae	<i>Cordylus</i> spp.	LIV						120	24
Sauria	Gerrhosauridae	<i>Cordylus</i> spp.	SPE						7	1
Sauria	Gerrhosauridae	<i>Cordylus subviridis</i>	SPE						42	8
Sauria	Gerrhosauridae	<i>Cordylus transvaalensis</i>	LIV			18				4
Sauria	Gerrhosauridae	<i>Cordylus tropidosternum</i>	LIV		11047	7354	4928	4999	3378	6341
Sauria	Gerrhosauridae	<i>Cordylus tropidosternum</i>	SPE				15			3
Sauria	Gerrhosauridae	<i>Cordylus vandami</i>	LIV			10				2
Sauria	Gerrhosauridae	<i>Cordylus vandami</i>	SPE			1	6		2	2
Sauria	Gerrhosauridae	<i>Cordylus vittifer</i>	LIV		400	100	400	50		190
Sauria	Gerrhosauridae	<i>Cordylus vittifer</i>	SPE			5				1
Sauria	Gerrhosauridae	<i>Cordylus warreni</i>	LIV		1600	80	450			426
Sauria	Gerrhosauridae	<i>Cordylus warreni</i>	SPE			3	4			1
Sauria	Helodermatidae	<i>Heloderma horridum</i>	LIV						9	2
Sauria	Helodermatidae	<i>Heloderma suspectum</i>	LIV			5	7			2
Sauria	Iguanidae	<i>Amblyrhynchus cristatus</i>	SPE			428	60			98
Sauria	Iguanidae	<i>Conolophus pallidus</i>	SPE				11			2
Sauria	Iguanidae	<i>Conolophus subcristatus</i>	SCA				15			3
Sauria	Iguanidae	<i>Conolophus subcristatus</i>	SKI				15			3
Sauria	Iguanidae	<i>Conolophus subcristatus</i>	SPE				827			165
Sauria	Iguanidae	<i>Ctenosaura bakeri</i>	SPE						83	17
Sauria	Iguanidae	<i>Ctenosaura melanosterna</i>	SPE						318	64
Sauria	Iguanidae	<i>Ctenosaura oedirhina</i>	SPE						279	56
Sauria	Iguanidae	<i>Cyclura lewisi</i>	SPE		110					22
Sauria	Iguanidae	<i>Iguana iguana</i>	BOD		30	9				8
Sauria	Iguanidae	<i>Iguana iguana</i>	EGG		223					45
Sauria	Iguanidae	<i>Iguana iguana</i>	LIV		15187	9453	5156	3290	7132	8044
Sauria	Iguanidae	<i>Iguana iguana</i>	MEA	kg	19		1			4
Sauria	Iguanidae	<i>Iguana iguana</i>	MEA		39					8
Sauria	Iguanidae	<i>Iguana iguana</i>	SPE	mg		400				80
Sauria	Iguanidae	<i>Iguana iguana</i>	SPE				9	200	900	222
Sauria	Iguanidae	<i>Iguana</i> spp.	BOD		18					4
Sauria	Iguanidae	<i>Iguana</i> spp.	MEA	kg	29					6
Sauria	Iguanidae	<i>Iguana</i> spp.	MEA		59					12
Sauria	Scincidae	<i>Corucia zebrata</i>	BOD		200					40
Sauria	Scincidae	<i>Corucia zebrata</i>	LIV		190	5	4			40
Sauria	Teiidae	<i>Tupinambis merianae</i>	CAR						330	66
Sauria	Teiidae	<i>Tupinambis merianae</i>	GAR		7					1
Sauria	Teiidae	<i>Tupinambis merianae</i>	LIV		20		20		1	8

Order	Family	Taxon	Term	Unit	2007	2008	2009	2010	2011	Yearly Average
Sauria	Teiidae	<i>Tupinambis merianae</i>	LPL		5	114	154	59	14	69
Sauria	Teiidae	<i>Tupinambis merianae</i>	LPS	pairs		5				1
Sauria	Teiidae	<i>Tupinambis merianae</i>	LPS		52840	6048	9402	7407	29525	21044
Sauria	Teiidae	<i>Tupinambis merianae</i>	SHO		22272	29066				10268
Sauria	Teiidae	<i>Tupinambis merianae</i>	SKI		175722	164260	139127	86486	102410	133601
Sauria	Teiidae	<i>Tupinambis merianae</i>	SKP		269720	51897	29945	9674	169343	106116
Sauria	Teiidae	<i>Tupinambis rufescens</i>	GAR			5				1
Sauria	Teiidae	<i>Tupinambis rufescens</i>	LIV		100				100	40
Sauria	Teiidae	<i>Tupinambis rufescens</i>	LPL		79	60		258	63	92
Sauria	Teiidae	<i>Tupinambis rufescens</i>	LPS	pairs	387	32				84
Sauria	Teiidae	<i>Tupinambis rufescens</i>	LPS		1726	2727	28743	26436	7249	13376
Sauria	Teiidae	<i>Tupinambis rufescens</i>	SHO		15807	4900				4141
Sauria	Teiidae	<i>Tupinambis rufescens</i>	SKI		76143	68138	60296	79720	48557	66571
Sauria	Teiidae	<i>Tupinambis rufescens</i>	SKP	kg	21				3	5
Sauria	Teiidae	<i>Tupinambis rufescens</i>	SKP	set	200					40
Sauria	Teiidae	<i>Tupinambis rufescens</i>	SKP		235709	53052	122664	79927	72665	112803
Sauria	Teiidae	<i>Tupinambis</i> spp.	LPS			2		33	1	7
Sauria	Teiidae	<i>Tupinambis</i> spp.	SKI					10		2
Sauria	Teiidae	<i>Tupinambis teguixin</i>	LIV		1210	1606	1397	628	885	1145
Sauria	Teiidae	<i>Tupinambis teguixin</i>	LPS				125	3589	557	854
Sauria	Teiidae	<i>Tupinambis teguixin</i>	SKI				155	350		101
Sauria	Varanidae	<i>Varanus acanthurus</i>	LPS					58		12
Sauria	Varanidae	<i>Varanus albigularis</i>	LIV		2572	1357	971	863	477	1248
Sauria	Varanidae	<i>Varanus doreanus</i>	LIV		500	520	527	484	515	509
Sauria	Varanidae	<i>Varanus dumerilii</i>	LIV		398	898	709	580	722	661
Sauria	Varanidae	<i>Varanus exanthematicus</i>	LIV		30206	38195	34871	24332	34281	32377
Sauria	Varanidae	<i>Varanus exanthematicus</i>	LPL		119		12		59	38
Sauria	Varanidae	<i>Varanus exanthematicus</i>	LPS		52	1006	64	210	70	280
Sauria	Varanidae	<i>Varanus gouldii</i>	LIV		8					2
Sauria	Varanidae	<i>Varanus griseus</i>	LIV				5			1
Sauria	Varanidae	<i>Varanus indicus</i>	BOD		1		1	6		2
Sauria	Varanidae	<i>Varanus indicus</i>	LIV		711	1540	100	110	70	506
Sauria	Varanidae	<i>Varanus indicus</i>	SKI			79	63	209	55	81
Sauria	Varanidae	<i>Varanus indicus</i>	SKP		67				1	14
Sauria	Varanidae	<i>Varanus jobiensis</i>	LIV		300	450	413	415	428	401
Sauria	Varanidae	<i>Varanus macraei</i>	LIV		8				10	4
Sauria	Varanidae	<i>Varanus marmoratus</i>	SPE				15	6	6	5
Sauria	Varanidae	<i>Varanus melinus</i>	LIV		4	6			10	4

Order	Family	Taxon	Term	Unit	2007	2008	2009	2010	2011	Yearly Average
Sauria	Varanidae	<i>Varanus niloticus</i>	BOD			3			3	1
Sauria	Varanidae	<i>Varanus niloticus</i>	LIV		7106	7623	20599	6183	4628	9228
Sauria	Varanidae	<i>Varanus niloticus</i>	LPL		114		37		224	75
Sauria	Varanidae	<i>Varanus niloticus</i>	LPS		3196	2423	7946	32191	17055	12562
Sauria	Varanidae	<i>Varanus niloticus</i>	SHO			312				62
Sauria	Varanidae	<i>Varanus niloticus</i>	SKI		121191	100746	41231	33008	36012	66438
Sauria	Varanidae	<i>Varanus niloticus</i>	SKP					16	1	3
Sauria	Varanidae	<i>Varanus niloticus</i>	SPE			37	32	4		15
Sauria	Varanidae	<i>Varanus niloticus</i>	TRO		1	3	2	1		1
Sauria	Varanidae	<i>Varanus ornatus</i>	LIV		1425	470	368	336	575	635
Sauria	Varanidae	<i>Varanus ornatus</i>	SPE		27					5
Sauria	Varanidae	<i>Varanus prasinus</i>	LIV		8				10	4
Sauria	Varanidae	<i>Varanus reisingeri</i>	LIV						5	1
Sauria	Varanidae	<i>Varanus rudicollis</i>	LIV		799	900	701	737	732	774
Sauria	Varanidae	<i>Varanus salvadorii</i>	LIV		200	269	247	192	247	231
Sauria	Varanidae	<i>Varanus salvator</i>	BOD		25	50			1	15
Sauria	Varanidae	<i>Varanus salvator</i>	GAB	kg		5			119	25
Sauria	Varanidae	<i>Varanus salvator</i>	GAB						129	26
Sauria	Varanidae	<i>Varanus salvator</i>	GAR		4		12		29	9
Sauria	Varanidae	<i>Varanus salvator</i>	LIV		21226	21610	22538	30807	16584	22553
Sauria	Varanidae	<i>Varanus salvator</i>	LPL		5	5	1		6	3
Sauria	Varanidae	<i>Varanus salvator</i>	LPS		4440	3105	13418	8435	8633	7606
Sauria	Varanidae	<i>Varanus salvator</i>	MEA	kg	24796	17350	10688	4932	9500	13453
Sauria	Varanidae	<i>Varanus salvator</i>	MEA				3	4738	397	1028
Sauria	Varanidae	<i>Varanus salvator</i>	SKI		504760	413790	323979	319332	418482	396069
Sauria	Varanidae	<i>Varanus salvator</i>	SKP		3	100	608	3	3500	843
Sauria	Varanidae	<i>Varanus salvator</i>	SKS		632					126
Sauria	Varanidae	<i>Varanus salvator</i>	SPE	flasks	8					2
Sauria	Varanidae	<i>Varanus salvator</i>	SPE		7	15	7			6
Sauria	Varanidae	<i>Varanus spinulosus</i>	LIV			42	66	50	40	40
Sauria	Varanidae	<i>Varanus spp.</i>	LIV			20				4
Sauria	Varanidae	<i>Varanus spp.</i>	LPS		16		5		3	5
Sauria	Varanidae	<i>Varanus spp.</i>	SPE			1	12	1	2	3
Sauria	Varanidae	<i>Varanus timorensis</i>	LIV			9				2
Serpentes	(Serpentes)	<i>Serpentes spp.</i>	LIV			20				4
Serpentes	Boidae	<i>Boa constrictor</i>	DER					100		20
Serpentes	Boidae	<i>Boa constrictor</i>	LIV	kg	10					2
Serpentes	Boidae	<i>Boa constrictor</i>	LIV		2143	2248	1281	704	703	1416

Order	Family	Taxon	Term	Unit	2007	2008	2009	2010	2011	Yearly Average
Serpentes	Boidae	<i>Boa constrictor</i>	SPE		526	7	1	1		107
Serpentes	Boidae	<i>Boidae</i> spp.	BOD		5					1
Serpentes	Boidae	<i>Calabaria reinhardtii</i>	LIV		758	1333	753	1101	872	963
Serpentes	Boidae	<i>Candoia aspera</i>	BOD		5	1	9	1	5	4
Serpentes	Boidae	<i>Candoia aspera</i>	LIV		899	1170	1170	832	1041	1022
Serpentes	Boidae	<i>Candoia aspera</i>	SKI				9			2
Serpentes	Boidae	<i>Candoia aspera</i>	SPE		1	4		3	18	5
Serpentes	Boidae	<i>Candoia bibroni</i>	BOD		8				23	6
Serpentes	Boidae	<i>Candoia bibroni</i>	LIV		100	1628	160	30	130	410
Serpentes	Boidae	<i>Candoia carinata*</i>	BOD		2		31	2	15	10
Serpentes	Boidae	<i>Candoia carinata*</i>	DER				40			8
Serpentes	Boidae	<i>Candoia carinata*</i>	LIV		1077	2718	1210	1065	988	1412
Serpentes	Boidae	<i>Candoia carinata*</i>	SKI				7			1
Serpentes	Boidae	<i>Candoia carinata*</i>	SPE		3				8	2
Serpentes	Boidae	<i>Candoia paulsoni</i>	SPE			6		8		3
Serpentes	Boidae	<i>Candoia</i> spp.	BOD		1	4		3		2
Serpentes	Boidae	<i>Candoia</i> spp.	SPE			20				4
Serpentes	Boidae	<i>Corallus caninus</i>	LIV		1435	1392	995	833	816	1094
Serpentes	Boidae	<i>Corallus cookie</i>	LIV				48			10
Serpentes	Boidae	<i>Corallus hortulanus</i>	LIV		3850	3506	2295	1876	1879	2681
Serpentes	Boidae	<i>Corallus hortulanus</i>	SPE		7					1
Serpentes	Boidae	<i>Corallus ruschenbergerii</i>	LIV		4		7			2
Serpentes	Boidae	<i>Corallus</i> spp.	LIV						50	10
Serpentes	Boidae	<i>Epicrates cenchria</i>	LIV		558	441	425	171	255	370
Serpentes	Boidae	<i>Epicrates cenchria</i>	SPE			2		5		1
Serpentes	Boidae	<i>Epicrates cenchria cenchria</i>	LIV		14	357	111	239	8	146
Serpentes	Boidae	<i>Epicrates chrysogaster</i>	SPE			8	8			3
Serpentes	Boidae	<i>Epicrates maurus</i>	LIV		191	156	64	15	9	87
Serpentes	Boidae	<i>Epicrates</i> spp.	SPE						50	10
Serpentes	Boidae	<i>Eryx jaculus</i>	LIV		10		10			4
Serpentes	Boidae	<i>Eryx jayakari</i>	LIV						6	1
Serpentes	Boidae	<i>Eryx tataricus</i>	LIV		70		2	10	50	26
Serpentes	Boidae	<i>Eunectes murinus</i>	LIV		931	1039	715	388	498	714
Serpentes	Boidae	<i>Eunectes murinus</i>	SKI				21	50		14
Serpentes	Boidae	<i>Eunectes murinus</i>	SPE			3			18	4
Serpentes	Boidae	<i>Eunectes notaeus</i>	LPS					26	62	18
Serpentes	Boidae	<i>Eunectes notaeus</i>	SKI		8000	1836	4083	9828	208	4791
Serpentes	Boidae	<i>Eunectes notaeus</i>	SKP						211	42

Order	Family	Taxon	Term	Unit	2007	2008	2009	2010	2011	Yearly Average
Serpentes	Boidae	<i>Eunectes notaeus</i>	SPE						342	68
Serpentes	Boidae	<i>Gongylophis muelleri</i>	LIV		1217	1646	1325	871	435	1099
Serpentes	Boidae	<i>Lichanura trivirgata</i>	LIV			18				4
Serpentes	Colubridae	<i>Cerberus rynchops</i>	SPE				5			1
Serpentes	Colubridae	<i>Cyclagras gigas</i>	SPE						60	12
Serpentes	Colubridae	<i>Ptyas mucosus</i>	LIV		4104	10139	128	118	7630	4424
Serpentes	Colubridae	<i>Ptyas mucosus</i>	LPS		2	18	2364	649	2002	1007
Serpentes	Colubridae	<i>Ptyas mucosus</i>	MEA	kg	4100	22890	44035	210	95472	33341
Serpentes	Colubridae	<i>Ptyas mucosus</i>	MEA					70919		14184
Serpentes	Colubridae	<i>Ptyas mucosus</i>	SKI		76790	74248	31505	28001	14948	45098
Serpentes	Elapidae	<i>Naja kaouthia</i>	LIV			7	5	30	117	32
Serpentes	Elapidae	<i>Naja kaouthia</i>	LPS	pairs		73				15
Serpentes	Elapidae	<i>Naja kaouthia</i>	LPS		82	252	38	111	145	126
Serpentes	Elapidae	<i>Naja kaouthia</i>	SKI			50	803	1900	1000	751
Serpentes	Elapidae	<i>Naja kaouthia</i>	SKP						510	102
Serpentes	Elapidae	<i>Naja naja</i>	BOD		11			7		4
Serpentes	Elapidae	<i>Naja naja</i>	LIV		4012	661	1982	1596	84	1667
Serpentes	Elapidae	<i>Naja naja</i>	LPS		330		722	48	104	241
Serpentes	Elapidae	<i>Naja naja</i>	SKE						9	2
Serpentes	Elapidae	<i>Naja naja</i>	SKI		900	1000		87		397
Serpentes	Elapidae	<i>Naja naja</i>	TRO						8	2
Serpentes	Elapidae	<i>Naja sputatrix</i>	BOD		553	40		66		132
Serpentes	Elapidae	<i>Naja sputatrix</i>	LIV		162	315	137	123	226	193
Serpentes	Elapidae	<i>Naja sputatrix</i>	LPL		15	46			2	13
Serpentes	Elapidae	<i>Naja sputatrix</i>	LPS	pairs	759					152
Serpentes	Elapidae	<i>Naja sputatrix</i>	LPS		4445	3485	801	4539	2516	3157
Serpentes	Elapidae	<i>Naja sputatrix</i>	MEA	kg	3500	20200	64692	5250	99061	38541
Serpentes	Elapidae	<i>Naja sputatrix</i>	MEA					63291		12658
Serpentes	Elapidae	<i>Naja sputatrix</i>	SKI		109991	50526	86402	79454	63750	78025
Serpentes	Elapidae	<i>Naja sputatrix</i>	SKP		15	417				86
Serpentes	Elapidae	<i>Naja sumatrana</i>	LIV		5	103	2			22
Serpentes	Elapidae	<i>Ophiophagus hannah</i>	LIV		186	161	127	124	200	160
Serpentes	Elapidae	<i>Ophiophagus hannah</i>	SKI			13		1		3
Serpentes	Pythonidae	<i>Apodora papuana</i>	LIV		270	267	222	180	242	236
Serpentes	Pythonidae	<i>Bothrochilus boa</i>	SPE				1		4	1
Serpentes	Pythonidae	<i>Leiopython albertisii</i>	LIV		521	449	450	383	431	447
Serpentes	Pythonidae	<i>Liasis fuscus</i>	LIV		270	262	226	187	210	231
Serpentes	Pythonidae	<i>Liasis mackloti</i>	LIV		407	414	417	287	244	354

Order	Family	Taxon	Term	Unit	2007	2008	2009	2010	2011	Yearly Average
Serpentes	Pythonidae	<i>Morelia amethystina</i>	LIV		450	450	448	413	425	437
Serpentes	Pythonidae	<i>Morelia amethystina</i>	SPE				1		10	2
Serpentes	Pythonidae	<i>Morelia spilota</i>	LIV		380	360	353	308	289	338
Serpentes	Pythonidae	<i>Morelia viridis</i>	BOD		1		2	6		2
Serpentes	Pythonidae	<i>Morelia viridis</i>	LIV		41	59	93	22	263	96
Serpentes	Pythonidae	<i>Morelia viridis</i>	SPE		1			6		1
Serpentes	Pythonidae	<i>Python breitensteini</i>	LIV		895	1590	1354	441	1279	1112
Serpentes	Pythonidae	<i>Python breitensteini</i>	LPS					171	711	176
Serpentes	Pythonidae	<i>Python breitensteini</i>	SKI		27507	18960	13117	14810	28570	20593
Serpentes	Pythonidae	<i>Python brongersmai</i>	GAR				17			3
Serpentes	Pythonidae	<i>Python brongersmai</i>	LIV		2500	2250	2082	2177	1920	2186
Serpentes	Pythonidae	<i>Python brongersmai</i>	LPL		3			99	82	37
Serpentes	Pythonidae	<i>Python brongersmai</i>	LPS		76	12	292	19747	4159	4857
Serpentes	Pythonidae	<i>Python brongersmai</i>	SHO			16				3
Serpentes	Pythonidae	<i>Python brongersmai</i>	SKI		56853	36927	36924	41993	36245	41788
Serpentes	Pythonidae	<i>Python brongersmai</i>	SKP					36		7
Serpentes	Pythonidae	<i>Python curtus</i>	LIV		86	371	196	297	420	274
Serpentes	Pythonidae	<i>Python curtus</i>	LPL		16					3
Serpentes	Pythonidae	<i>Python curtus</i>	LPS		22	10	2109	4768	457	1473
Serpentes	Pythonidae	<i>Python curtus</i>	SHO			56				11
Serpentes	Pythonidae	<i>Python curtus</i>	SKI		1944	2283	1744	986	851	1562
Serpentes	Pythonidae	<i>Python molurus</i>	LIV		200		1	1		40
Serpentes	Pythonidae	<i>Python molurus</i>	LPS			714	671	519	515	484
Serpentes	Pythonidae	<i>Python molurus bivittatus</i>	GAR				8	19	7584	1522
Serpentes	Pythonidae	<i>Python molurus bivittatus</i>	LIV		373	341	13	61	350	228
Serpentes	Pythonidae	<i>Python molurus bivittatus</i>	LPS	kg					15344	3069
Serpentes	Pythonidae	<i>Python molurus bivittatus</i>	LPS		497	986	3555	4365	776	2036
Serpentes	Pythonidae	<i>Python molurus bivittatus</i>	MEA	kg	905	700	997	1000		720
Serpentes	Pythonidae	<i>Python molurus bivittatus</i>	SKI		10				200	42
Serpentes	Pythonidae	<i>Python molurus bivittatus</i>	SKP			1		180		36
Serpentes	Pythonidae	<i>Python regius</i>	LIV		202539	191693	141983	94057	136536	153362
Serpentes	Pythonidae	<i>Python regius</i>	LPS				2501			500
Serpentes	Pythonidae	<i>Python regius</i>	SKI		10					2
Serpentes	Pythonidae	<i>Python reticulatus</i>	BOD			10				2
Serpentes	Pythonidae	<i>Python reticulatus</i>	CAR					133		27
Serpentes	Pythonidae	<i>Python reticulatus</i>	DER	kg			535			107
Serpentes	Pythonidae	<i>Python reticulatus</i>	DER					61		12
Serpentes	Pythonidae	<i>Python reticulatus</i>	GAB	kg	60	497		261	73	178



Order	Family	Taxon	Term	Unit	2007	2008	2009	2010	2011	Yearly Average
Serpentes	Pythonidae	<i>Python reticulatus</i>	GAB						73	15
Serpentes	Pythonidae	<i>Python reticulatus</i>	GAL	kg	100	808	421	200		306
Serpentes	Pythonidae	<i>Python reticulatus</i>	GAL		60	30			60	30
Serpentes	Pythonidae	<i>Python reticulatus</i>	GAR		9	1	44	95	1238	277
Serpentes	Pythonidae	<i>Python reticulatus</i>	LIV		4378	4608	3857	2915	3163	3784
Serpentes	Pythonidae	<i>Python reticulatus</i>	LPL		1959	106	151	200	361	555
Serpentes	Pythonidae	<i>Python reticulatus</i>	LPS	pairs	21	14				7
Serpentes	Pythonidae	<i>Python reticulatus</i>	LPS		18531	20680	36980	66706	63075	41194
Serpentes	Pythonidae	<i>Python reticulatus</i>	MEA	kg	51732	12520	22750	10890	22434	24065
Serpentes	Pythonidae	<i>Python reticulatus</i>	MEA				12000	14500	6254	6551
Serpentes	Pythonidae	<i>Python reticulatus</i>	SKI		320434	330590	275464	261635	280364	293697
Serpentes	Pythonidae	<i>Python reticulatus</i>	SKP	kg				210		42
Serpentes	Pythonidae	<i>Python reticulatus</i>	SKP		51	142	375	80817	1023	16482
Serpentes	Pythonidae	<i>Python reticulatus</i>	SPE	flasks	61					12
Serpentes	Pythonidae	<i>Python reticulatus</i>	SPE	kg			49			10
Serpentes	Pythonidae	<i>Python reticulatus</i>	SPE		1	58	3	145	1	42
Serpentes	Pythonidae	<i>Python sebae</i>	BOD		1	2			2	1
Serpentes	Pythonidae	<i>Python sebae</i>	DER					150		30
Serpentes	Pythonidae	<i>Python sebae</i>	LIV		1561	1357	5632	911	1258	2144
Serpentes	Pythonidae	<i>Python sebae</i>	LPL		1702	300	69	12	1237	664
Serpentes	Pythonidae	<i>Python sebae</i>	LPS	pairs	60	35				19
Serpentes	Pythonidae	<i>Python sebae</i>	LPS		15615	13550	15555	23534	5419	14735
Serpentes	Pythonidae	<i>Python sebae</i>	SHO			550				110
Serpentes	Pythonidae	<i>Python sebae</i>	SKI		5924	2126	2055	971	5	2216
Serpentes	Pythonidae	<i>Python sebae</i>	SKP				20		3	5
Serpentes	Pythonidae	<i>Python sebae</i>	SKU		9	1			1	2
Serpentes	Pythonidae	<i>Python sebae</i>	TRO		4	8	4		6	4
Serpentes	Pythonidae	<i>Python spp.</i>	LIV			20		7		5
Serpentes	Pythonidae	<i>Python spp.</i>	LPS		1		6	1	2	2
Serpentes	Pythonidae	<i>Python spp.</i>	SKI			50		3		11
Testudines	Cheloniidae	<i>Lepidochelys olivacea</i>	EGG						100	20
Testudines	Cheloniidae	<i>Lepidochelys olivacea</i>	EGL						50	10
Testudines	Cheloniidae	<i>Lepidochelys olivacea</i>	SPE						200	40
Testudines	Dermatemydidae	<i>Dermatemys mawii</i>	SPE		584		306			178
Testudines	Emydidae	<i>Terrapene carolina</i>	LIV		6				3	2
Testudines	Emydidae	<i>Terrapene nelsoni</i>	SPE			20	2			4
Testudines	Emydidae	<i>Terrapene ornata</i>	SPE			20				4
Testudines	Emydidae	<i>Terrapene spp.</i>	MEA	kg			12			2

Order	Family	Taxon	Term	Unit	2007	2008	2009	2010	2011	Yearly Average
Testudines	Emydidae	<i>Trachemys scripta elegans</i>	LIV					225		45
Testudines	Geoemydidae	<i>Cuora amboinensis</i>	LIV		17766	18000	18960	19239	14568	17707
Testudines	Geoemydidae	<i>Cuora amboinensis</i>	SPE		9	16	6	6	2	8
Testudines	Geoemydidae	<i>Cuora galbinifrons</i>	LIV		5		1			1
Testudines	Geoemydidae	<i>Cuora mouhotii</i>	LIV						140	28
Testudines	Geoemydidae	<i>Cuora</i> spp.	SPE			48				10
Testudines	Geoemydidae	<i>Heosemys annandalii</i>	LIV				4500	20500	8000	6600
Testudines	Geoemydidae	<i>Heosemys grandis</i>	LIV			10000	7000	23500	5500	9200
Testudines	Geoemydidae	<i>Heosemys spinosa</i>	LIV		1041	446	214	337	422	492
Testudines	Geoemydidae	<i>Leucocephalon yuwonoi</i>	LIV		98	12				22
Testudines	Geoemydidae	<i>Malayemys macrocephala</i>	LIV			10				2
Testudines	Geoemydidae	<i>Malayemys macrocephala</i>	SPE					80		16
Testudines	Geoemydidae	<i>Malayemys subtrijuga</i>	BOD					100		20
Testudines	Geoemydidae	<i>Malayemys subtrijuga</i>	LIV		541	155	154	1068	160	416
Testudines	Geoemydidae	<i>Malayemys subtrijuga</i>	SPE				1	20		4
Testudines	Geoemydidae	<i>Mauremys mutica</i>	LIV						541	108
Testudines	Geoemydidae	<i>Mauremys reevesii</i>	LIV		46					9
Testudines	Geoemydidae	<i>Notochelys platynota</i>	LIV		307	126	25	99	190	149
Testudines	Geoemydidae	<i>Siebenrockiella crassicollis</i>	LIV		3407	2238	3395	1475	2237	2550
Testudines	Geoemydidae	<i>Siebenrockiella leytensis</i>	SPE		1	32				7
Testudines	Pelomedusidae	<i>Erymnochelys madagascariensis</i>	LIV		14	16	10	16	34	18
Testudines	Pelomedusidae	<i>Peltocephalus dumerilianus</i>	BOD					3	66	14
Testudines	Pelomedusidae	<i>Peltocephalus dumerilianus</i>	CAP						25	5
Testudines	Pelomedusidae	<i>Peltocephalus dumerilianus</i>	SPE					3	18	4
Testudines	Pelomedusidae	<i>Podocnemis erythrocephala</i>	LIV			27	24	6		11
Testudines	Pelomedusidae	<i>Podocnemis erythrocephala</i>	SPE		50			3		11
Testudines	Pelomedusidae	<i>Podocnemis expansa</i>	BOD				50	3	98	30
Testudines	Pelomedusidae	<i>Podocnemis expansa</i>	CAP					9	15	5
Testudines	Pelomedusidae	<i>Podocnemis expansa</i>	SPE	cm3	132					26
Testudines	Pelomedusidae	<i>Podocnemis expansa</i>	SPE			125	240	3	35	81
Testudines	Pelomedusidae	<i>Podocnemis lewyana</i>	EGG					32		6
Testudines	Pelomedusidae	<i>Podocnemis lewyana</i>	SPE		498					100
Testudines	Pelomedusidae	<i>Podocnemis sextuberculata</i>	SPE		12	27		3		8
Testudines	Pelomedusidae	<i>Podocnemis unifilis</i>	BOD		150	150	40	3	92	87
Testudines	Pelomedusidae	<i>Podocnemis unifilis</i>	CAP			6			18	5
Testudines	Pelomedusidae	<i>Podocnemis unifilis</i>	LIV		6422	11268	23108	26712	61540	25810
Testudines	Pelomedusidae	<i>Podocnemis unifilis</i>	SPE	cm3	473					95
Testudines	Pelomedusidae	<i>Podocnemis unifilis</i>	SPE		150	262		3	16	86

Order	Family	Taxon	Term	Unit	2007	2008	2009	2010	2011	Yearly Average
Testudines	Testudinidae	<i>Aldabrachelys gigantea</i>	LIV		2		10	2	6	4
Testudines	Testudinidae	<i>Chelonoidis carbonaria</i>	LIV		1198	1527	1132	609	891	1071
Testudines	Testudinidae	<i>Chelonoidis chilensis</i>	LIV		6	2		5	2	3
Testudines	Testudinidae	<i>Chelonoidis chilensis</i>	SPE				58	23		16
Testudines	Testudinidae	<i>Chelonoidis denticulata</i>	LIV		1132	901	821	516	568	788
Testudines	Testudinidae	<i>Chelonoidis denticulata</i>	SPE						9	2
Testudines	Testudinidae	<i>Chelonoidis nigra</i>	SPE				10			2
Testudines	Testudinidae	<i>Chersina angulata</i>	CAP		1			37		8
Testudines	Testudinidae	<i>Chersina angulata</i>	LIV		69	58	36	40	87	58
Testudines	Testudinidae	<i>Chersina angulata</i>	SPE		12					2
Testudines	Testudinidae	<i>Geochelone elegans</i>	SPE					5		1
Testudines	Testudinidae	<i>Geochelone</i> spp.	LIV			626				125
Testudines	Testudinidae	<i>Geochelone sulcata</i>	LIV		2	112	100	146	53	83
Testudines	Testudinidae	<i>Gopherus agassizii</i>	SPE		230	720	600	1114	451	623
Testudines	Testudinidae	<i>Indotestudo elongata</i>	LIV		166	118	95	20	200	120
Testudines	Testudinidae	<i>Indotestudo forstenii</i>	LIV		465	270	148	15		180
Testudines	Testudinidae	<i>Kinixys belliana</i>	BOD			5				1
Testudines	Testudinidae	<i>Kinixys belliana</i>	LIV		3541	3207	1671	1938	2671	2606
Testudines	Testudinidae	<i>Kinixys erosa</i>	LIV		315	308	201	225	452	300
Testudines	Testudinidae	<i>Kinixys homeana</i>	LIV		2114	2216	2810	2233	1890	2253
Testudines	Testudinidae	<i>Kinixys lobatsiana</i>	LIV		10	23	10	21	14	16
Testudines	Testudinidae	<i>Kinixys spekii</i>	LIV		2710	340	1085	8	277	884
Testudines	Testudinidae	<i>Kinixys</i> spp.	LIV		200	108	50	2		72
Testudines	Testudinidae	<i>Kinixys</i> spp.	SPE		15					3
Testudines	Testudinidae	<i>Malacochersus tornieri</i>	LIV		400	200	470		100	234
Testudines	Testudinidae	<i>Manouria emys</i>	LIV		581	60	94	26		152
Testudines	Testudinidae	<i>Manouria impressa</i>	LIV		10	16			40	13
Testudines	Testudinidae	<i>Psammobates oculifer</i>	LIV		4	19	16			8
Testudines	Testudinidae	<i>Psammobates oculifer</i>	SPE		6					1
Testudines	Testudinidae	<i>Psammobates tentorius</i>	SPE		28					6
Testudines	Testudinidae	<i>Stigmochelys pardalis</i>	LIV		2566	1017	683	411	1171	1170
Testudines	Testudinidae	<i>Stigmochelys pardalis</i>	SHE				2	4	2	2
Testudines	Testudinidae	<i>Stigmochelys pardalis</i>	SPE		20		1		30	10
Testudines	Testudinidae	<i>Testudinidae</i> spp.	LIV		29	24	734			157
Testudines	Testudinidae	<i>Testudo graeca</i>	LIV		3826	3792	2578	1156	15002	5271
Testudines	Testudinidae	<i>Testudo hermanni</i>	LIV			1		100	1	20
Testudines	Testudinidae	<i>Testudo horsfieldii</i>	LIV		39327	50501	44803	43831	61825	48057
Testudines	Testudinidae	<i>Testudo horsfieldii</i>	SPE			8				2

Order	Family	Taxon	Term	Unit	2007	2008	2009	2010	2011	Yearly Average
Testudines	Trionychidae	<i>Amyda cartilaginea</i>	LIV		27267	35230	35308	32060	28267	31626
Testudines	Trionychidae	<i>Pelochelys bibroni</i>	LIV		78	87	57	64	65	70
Testudines	Trionychidae	<i>Pelochelys cantorii</i>	LIV		121	85	56		45	61
Testudines	Trionychidae	<i>Pelochelys signifera</i>	LIV						15	3
Testudines	Trionychidae	<i>Trionyx triunguis</i>	SPE		5					1
<b>CLASS AMPHIBIA</b>										
Anura	Dendrobatidae	<i>Allobates femoralis</i> *	BOD		80					16
Anura	Dendrobatidae	<i>Allobates femoralis</i> *	SPE		325			15		72
Anura	Dendrobatidae	<i>Dendrobates auratus</i>	LIV		500	1000			8	302
Anura	Dendrobatidae	<i>Dendrobates auratus</i>	SPE			61		21		16
Anura	Dendrobatidae	<i>Dendrobates fantasticus</i>	LIV		39					8
Anura	Dendrobatidae	<i>Dendrobates fantasticus</i>	SPE			30				6
Anura	Dendrobatidae	<i>Dendrobates granuliferus</i> *	BOD				5			1
Anura	Dendrobatidae	<i>Dendrobates granuliferus</i> *	LIV					9	12	4
Anura	Dendrobatidae	<i>Dendrobates granuliferus</i> *	SPE			145	200			69
Anura	Dendrobatidae	<i>Dendrobates imitator</i> *	LIV		166					33
Anura	Dendrobatidae	<i>Dendrobates imitator</i> *	SPE		35	183				44
Anura	Dendrobatidae	<i>Dendrobates leucomelas</i>	LIV		10	518	317	250	147	248
Anura	Dendrobatidae	<i>Dendrobates pumilio</i> *	BOD		4	6				2
Anura	Dendrobatidae	<i>Dendrobates pumilio</i> *	DER						469	94
Anura	Dendrobatidae	<i>Dendrobates pumilio</i> *	LIV			50		12		12
Anura	Dendrobatidae	<i>Dendrobates pumilio</i> *	SPE		600	219	140	623	271	371
Anura	Dendrobatidae	<i>Dendrobates tinctorius</i> *	LIV			687	1559	1611	1742	1120
Anura	Dendrobatidae	<i>Dendrobates variabilis</i> *	LIV		187					37
Anura	Dendrobatidae	<i>Dendrobates variabilis</i> *	SPE		9	9				4
Anura	Dendrobatidae	<i>Dendrobates ventrimaculatus</i>	SPE		17	20		6		9
Anura	Dendrobatidae	Dendrobatidae spp.	BOD						35	7
Anura	Dendrobatidae	Dendrobatidae spp.	SKI						35	7
Anura	Dendrobatidae	Dendrobatidae spp.	SPE						1760	352
Anura	Dendrobatidae	<i>Epipedobates bassleri</i> *	LIV		17					3
Anura	Dendrobatidae	<i>Epipedobates hahneli</i> *	SPE			4		5		2
Anura	Dendrobatidae	<i>Epipedobates silverstonei</i> *	LIV			21				4
Anura	Dendrobatidae	<i>Epipedobates</i> spp.*	LIV					8		2
Anura	Dendrobatidae	<i>Epipedobates trivittatus</i> *	LIV		365	480	559	494	403	460
Anura	Dendrobatidae	<i>Epipedobates trivittatus</i> *	SPE			112		2		23
Anura	Dendrobatidae	<i>Hyloxalus azureiventris</i>	LIV		10					2
Anura	Dendrobatidae	<i>Phyllobates lugubris</i>	SPE			13	2			3
Anura	Dendrobatidae	<i>Phyllobates vittatus</i>	LIV						8	2

Order	Family	Taxon	Term	Unit	2007	2008	2009	2010	2011	Yearly Average
Anura	Hylidae	<i>Agalychnis callidryas</i>	BOD					34		7
Anura	Hylidae	<i>Agalychnis callidryas</i>	DER						20	4
Anura	Hylidae	<i>Agalychnis callidryas</i>	LIV						938	188
Anura	Hylidae	<i>Agalychnis callidryas</i>	SPE					60	70	26
Anura	Hylidae	<i>Agalychnis moreletii</i>	BOD					6		1
Anura	Hylidae	<i>Agalychnis moreletii</i>	SPE					13		3
Anura	Mantellidae	<i>Mantella aurantiaca</i>	LIV				610	2329	396	667
Anura	Mantellidae	<i>Mantella baroni</i>	BOD			12		9		4
Anura	Mantellidae	<i>Mantella baroni</i>	LIV		2812	3617	2704	3717	1562	2882
Anura	Mantellidae	<i>Mantella bernhardi</i>	LIV				226	564	39	166
Anura	Mantellidae	<i>Mantella betsileo</i>	BOD			59				12
Anura	Mantellidae	<i>Mantella betsileo</i>	LIV		2350	4143	3569	6266	3257	3917
Anura	Mantellidae	<i>Mantella betsileo</i>	SPE					10		2
Anura	Mantellidae	<i>Mantella crocea</i>	BOD					10		2
Anura	Mantellidae	<i>Mantella crocea</i>	LIV		550	721	436	12		344
Anura	Mantellidae	<i>Mantella expectata</i>	LIV		629	678	329	12		330
Anura	Mantellidae	<i>Mantella haraldmeieri</i>	SPE				5			1
Anura	Mantellidae	<i>Mantella laevigata</i>	LIV		1043	1774	1129	1247		1039
Anura	Mantellidae	<i>Mantella madagascariensis</i>	LIV		264	283	236	406	85	255
Anura	Mantellidae	<i>Mantella milotypanum</i>	LIV		706	654	322			336
Anura	Mantellidae	<i>Mantella nigricans</i>	BOD					8		2
Anura	Mantellidae	<i>Mantella nigricans</i>	LIV		521	635	540	2083	1579	1072
Anura	Mantellidae	<i>Mantella pulchra</i>	LIV		1443	2419	1608	2390	354	1643
Anura	Mantellidae	<i>Mantella</i> spp.	BOD		5	11		2		4
Anura	Mantellidae	<i>Mantella</i> spp.	SPE				5			1
Anura	Mantellidae	<i>Mantella viridis</i>	BOD		5	5		8		4
Anura	Mantellidae	<i>Mantella viridis</i>	LIV		525	677	299			300
Anura	Microhylidae	<i>Scaphiophryne gottlebei</i>	LIV		667	717	596	763	191	587
Anura	Ranidae	<i>Hoplobatrachus tigerinus</i>	BOD			7		7		3
Anura	Ranidae	<i>Hoplobatrachus tigerinus</i>	LIV				31	54		17
Anura	Ranidae	<i>Hoplobatrachus tigerinus</i>	UNS		10					2
Caudata	Ambystomidae	<i>Ambystoma mexicanum</i>	LIV					59		12
<b>CLASS ELASMOBRANCHII</b>										
Lamniformes	Cetorhinidae	<i>Cetorhinus maximus</i>	FIN	kg		700	200			180
Lamniformes	Cetorhinidae	<i>Cetorhinus maximus</i>	MEA	kg	700					140
Lamniformes	Cetorhinidae	<i>Cetorhinus maximus</i>	SPE			1	30			6
Lamniformes	Lamnidae	<i>Carcharodon carcharias</i>	BON			383	3	3		78
Lamniformes	Lamnidae	<i>Carcharodon carcharias</i>	CAR						9	2

Order	Family	Taxon	Term	Unit	2007	2008	2009	2010	2011	Yearly Average
Lamniformes	Lamnidae	<i>Carcharodon carcharias</i>	FIN						112	22
Lamniformes	Lamnidae	<i>Carcharodon carcharias</i>	SPE	kg		7				1
Lamniformes	Lamnidae	<i>Carcharodon carcharias</i>	SPE		22	4		83	102	42
Lamniformes	Lamnidae	<i>Carcharodon carcharias</i>	TEE			750	1050	300	520	524
Orectolobiformes	Rhincodontidae	<i>Rhincodon typus</i>	BOP					32		6
Orectolobiformes	Rhincodontidae	<i>Rhincodon typus</i>	SPE		51		56	94	115	63
Pristiformes	Pristidae	<i>Pristis microdon</i>	EAR	mg			100			20
Pristiformes	Pristidae	<i>Pristis microdon</i>	LIV		6	2			1	2
<b>CLASS ACTINOPTERYGII</b>										
Acipenseriformes	(Acipenseriformes)	<i>Acipenseriformes</i> spp.	DER					5		1
Acipenseriformes	(Acipenseriformes)	<i>Acipenseriformes</i> spp.	EGG	kg	111	3				23
Acipenseriformes	Acipenseridae	<i>Acipenser baerii</i>	CAV	kg				52	115	34
Acipenseriformes	Acipenseridae	<i>Acipenser baerii</i>	DER	kg				22		4
Acipenseriformes	Acipenseridae	<i>Acipenser baerii</i>	DER	mg				324		65
Acipenseriformes	Acipenseridae	<i>Acipenser baerii</i>	EXT	kg				15	7625	1528
Acipenseriformes	Acipenseridae	<i>Acipenser baerii</i>	EXT	mg			826711			165342
Acipenseriformes	Acipenseridae	<i>Acipenser baerii</i>	LIV	kg			15			3
Acipenseriformes	Acipenseridae	<i>Acipenser baerii</i>	LIV				30000			6000
Acipenseriformes	Acipenseridae	<i>Acipenser baerii</i>	MEA	kg					243	49
Acipenseriformes	Acipenseridae	<i>Acipenser fulvescens</i>	BON		16					3
Acipenseriformes	Acipenseridae	<i>Acipenser fulvescens</i>	EGL		275000	289000	285000	285000	285000	283800
Acipenseriformes	Acipenseridae	<i>Acipenser fulvescens</i>	LIV		622					124
Acipenseriformes	Acipenseridae	<i>Acipenser fulvescens</i>	SPE		129	8	100		85	64
Acipenseriformes	Acipenseridae	<i>Acipenser gueldenstaedtii</i>	BOD	kg	171	1				34
Acipenseriformes	Acipenseridae	<i>Acipenser gueldenstaedtii</i>	CAV	kg			982	2030	136	630
Acipenseriformes	Acipenseridae	<i>Acipenser gueldenstaedtii</i>	EGG	kg	3380	2070	907			1271
Acipenseriformes	Acipenseridae	<i>Acipenser gueldenstaedtii</i>	EXT						15000	3000
Acipenseriformes	Acipenseridae	<i>Acipenser gueldenstaedtii</i>	FIG				15000			3000
Acipenseriformes	Acipenseridae	<i>Acipenser gueldenstaedtii</i>	FIN					59		12
Acipenseriformes	Acipenseridae	<i>Acipenser gueldenstaedtii</i>	LIV		35000	15000	15000			13000
Acipenseriformes	Acipenseridae	<i>Acipenser gueldenstaedtii</i>	MEA	kg	4971		10000	9325		4859
Acipenseriformes	Acipenseridae	<i>Acipenser oxyrinchus</i>	BON				10			2
Acipenseriformes	Acipenseridae	<i>Acipenser oxyrinchus</i>	EGL	kg	1				6	1
Acipenseriformes	Acipenseridae	<i>Acipenser oxyrinchus</i>	EGL					60000		12000
Acipenseriformes	Acipenseridae	<i>Acipenser oxyrinchus</i>	LIV						24000	4800
Acipenseriformes	Acipenseridae	<i>Acipenser oxyrinchus</i>	MEA	kg			1480			296
Acipenseriformes	Acipenseridae	<i>Acipenser oxyrinchus</i>	MEA				650			130
Acipenseriformes	Acipenseridae	<i>Acipenser oxyrinchus</i>	SKE				10			2



Order	Family	Taxon	Term	Unit	2007	2008	2009	2010	2011	Yearly Average
Acipenseriformes	Acipenseridae	<i>Acipenser oxyrinchus</i>	SPE	kg					60	12
Acipenseriformes	Acipenseridae	<i>Acipenser persicus</i>	CAV	kg				1730	686	483
Acipenseriformes	Acipenseridae	<i>Acipenser persicus</i>	Egg	kg	4814	1278	59			1230
Acipenseriformes	Acipenseridae	<i>Acipenser persicus</i>	SKI						190	38
Acipenseriformes	Acipenseridae	<i>Acipenser ruthenus</i>	CAV	kg					81	16
Acipenseriformes	Acipenseridae	<i>Acipenser ruthenus</i>	EXT						33888	6778
Acipenseriformes	Acipenseridae	<i>Acipenser ruthenus</i>	MEA	kg					243	49
Acipenseriformes	Acipenseridae	<i>Acipenser ruthenus</i>	SPE		100					20
Acipenseriformes	Acipenseridae	<i>Acipenser schrenckii</i>	CAV	kg			235		25	52
Acipenseriformes	Acipenseridae	<i>Acipenser schrenckii</i>	CAV					21		4
Acipenseriformes	Acipenseridae	<i>Acipenser schrenckii</i>	Egg	kg	142	124				53
Acipenseriformes	Acipenseridae	<i>Acipenser schrenckii</i>	EXT	kg					9	2
Acipenseriformes	Acipenseridae	<i>Acipenser spp.</i>	CAV	kg				6		1
Acipenseriformes	Acipenseridae	<i>Acipenser stellatus</i>	CAV	kg			838	69	17	185
Acipenseriformes	Acipenseridae	<i>Acipenser stellatus</i>	Egg	kg	2177	2544	329			1010
Acipenseriformes	Acipenseridae	<i>Acipenser stellatus</i>	MEA	kg	8200		30000	7750	243	9239
Acipenseriformes	Acipenseridae	<i>Acipenser transmontanus</i>	CAV	kg					7	1
Acipenseriformes	Acipenseridae	<i>Acipenser transmontanus</i>	EGL		75000		100000		9000	36800
Acipenseriformes	Acipenseridae	<i>Acipenser transmontanus</i>	LIV						2600	520
Acipenseriformes	Acipenseridae	<i>Acipenser transmontanus</i>	SPE				45	456	1000	300
Acipenseriformes	Acipenseridae	<i>Acipenseridae spp.</i>	Egg	kg	40					8
Acipenseriformes	Acipenseridae	<i>Huso dauricus</i>	CAV	kg					15	3
Acipenseriformes	Acipenseridae	<i>Huso dauricus</i>	Egg	kg	314	510				165
Acipenseriformes	Acipenseridae	<i>Huso dauricus x Acipenser schrenckii</i>	CAV	kg				14		3
Acipenseriformes	Acipenseridae	<i>Huso huso</i>	CAV	kg			444	611	287	268
Acipenseriformes	Acipenseridae	<i>Huso huso</i>	Egg	kg	1843	1891	141			775
Acipenseriformes	Acipenseridae	<i>Huso huso</i>	MEA	kg	4084	1500				1117
Acipenseriformes	Acipenseridae	<i>Huso huso</i>	SKI						60	12
Acipenseriformes	Acipenseridae	<i>Scaphirhynchus albus</i>	BOP					50		10
Acipenseriformes	Acipenseridae	<i>Scaphirhynchus platyrhynchus</i>	CAV	kg			974	923	900	559
Acipenseriformes	Acipenseridae	<i>Scaphirhynchus platyrhynchus</i>	Egg	kg	706	440	1119			453
Acipenseriformes	Acipenseridae	<i>Scaphirhynchus platyrhynchus</i>	Egg				467			93
Acipenseriformes	Acipenseridae	<i>Scaphirhynchus platyrhynchus</i>	MEA	kg			80			16
Acipenseriformes	Polyodontidae	<i>Polyodon spathula</i>	CAV	kg			4609	12175	6191	4595
Acipenseriformes	Polyodontidae	<i>Polyodon spathula</i>	Egg	kg	12161	12902	7465	113	25	6533
Acipenseriformes	Polyodontidae	<i>Polyodon spathula</i>	MEA	kg			46			9
Acipenseriformes	Polyodontidae	<i>Polyodon spathula</i>	SPE			18				4
Anguilliformes	Anguillidae	<i>Anguilla anguilla</i>	BOD	kg				30	48000	9606



Order	Family	Taxon	Term	Unit	2007	2008	2009	2010	2011	Yearly Average
Anguilliformes	Anguillidae	<i>Anguilla anguilla</i>	BOD					14866		2973
Anguilliformes	Anguillidae	<i>Anguilla anguilla</i>	EXT					130		26
Anguilliformes	Anguillidae	<i>Anguilla anguilla</i>	FIG	kg			1588	17307		3779
Anguilliformes	Anguillidae	<i>Anguilla anguilla</i>	LIV	kg			170906	60156	9590	48130
Anguilliformes	Anguillidae	<i>Anguilla anguilla</i>	LIV				11367	9603	42	4202
Anguilliformes	Anguillidae	<i>Anguilla anguilla</i>	MEA	kg			142	24042	4500	5737
Anguilliformes	Anguillidae	<i>Anguilla anguilla</i>	SPE				100	130	25	51
Cypriniformes	Cyprinidae	<i>Caecobarbus geertsi</i>	BOD			16				3
Osteoglossiformes	Osteoglossidae	<i>Arapaima gigas</i>	CAR		4700					940
Osteoglossiformes	Osteoglossidae	<i>Arapaima gigas</i>	DER	kg		10000				2000
Osteoglossiformes	Osteoglossidae	<i>Arapaima gigas</i>	LIV		680	2462	450	590	1	837
Osteoglossiformes	Osteoglossidae	<i>Arapaima gigas</i>	MEA	kg	10668	2000	5000	14		3536
Osteoglossiformes	Osteoglossidae	<i>Arapaima gigas</i>	SKI				50		50	20
Osteoglossiformes	Osteoglossidae	<i>Arapaima gigas</i>	UNS	kg	3940					788
Perciformes	Labridae	<i>Cheilinus undulatus</i>	DER				66		100	33
Perciformes	Labridae	<i>Cheilinus undulatus</i>	LIV		23879	25324	17176	3819	2710	14582
Perciformes	Labridae	<i>Cheilinus undulatus</i>	MEA	kg				679		136
Perciformes	Labridae	<i>Cheilinus undulatus</i>	MEA				26290			5258
Syngnathiformes	Syngnathidae	<i>Hippocampus abdominalis</i>	DER						50	10
Syngnathiformes	Syngnathidae	<i>Hippocampus abdominalis</i>	LIV		65	838	84		50	207
Syngnathiformes	Syngnathidae	<i>Hippocampus algiricus</i>	BOD	kg	1357	1401	864	36	200	772
Syngnathiformes	Syngnathidae	<i>Hippocampus algiricus</i>	LIV		20					4
Syngnathiformes	Syngnathidae	<i>Hippocampus algiricus</i>	SKE				60	1354		283
Syngnathiformes	Syngnathidae	<i>Hippocampus angustus</i>	DER						50	10
Syngnathiformes	Syngnathidae	<i>Hippocampus angustus</i>	LIV		52	20	26	121	210	86
Syngnathiformes	Syngnathidae	<i>Hippocampus barbouri</i>	BOD	kg	662	615				255
Syngnathiformes	Syngnathidae	<i>Hippocampus barbouri</i>	DER			890				178
Syngnathiformes	Syngnathidae	<i>Hippocampus barbouri</i>	LIV	kg	565					113
Syngnathiformes	Syngnathidae	<i>Hippocampus barbouri</i>	LIV		6890	1772	273	30		1793
Syngnathiformes	Syngnathidae	<i>Hippocampus biocellatus</i>	DER						50	10
Syngnathiformes	Syngnathidae	<i>Hippocampus biocellatus</i>	LIV						50	10
Syngnathiformes	Syngnathidae	<i>Hippocampus breviceps</i>	DER						50	10
Syngnathiformes	Syngnathidae	<i>Hippocampus breviceps</i>	LIV		30	20	60	32	50	38
Syngnathiformes	Syngnathidae	<i>Hippocampus comes</i>	BOD	kg	60	44				21
Syngnathiformes	Syngnathidae	<i>Hippocampus comes</i>	BOD			65				13
Syngnathiformes	Syngnathidae	<i>Hippocampus comes</i>	LIV	kg	100					20
Syngnathiformes	Syngnathidae	<i>Hippocampus comes</i>	LIV		3135	2255	459		700	1310
Syngnathiformes	Syngnathidae	<i>Hippocampus erectus</i>	BOD	kg				200	900	220

Order	Family	Taxon	Term	Unit	2007	2008	2009	2010	2011	Yearly Average
Syngnathiformes	Syngnathidae	<i>Hippocampus erectus</i>	FIG					350		70
Syngnathiformes	Syngnathidae	<i>Hippocampus erectus</i>	LIV		1221	1387	1214	150	15	797
Syngnathiformes	Syngnathidae	<i>Hippocampus erectus</i>	SPE			2	10			2
Syngnathiformes	Syngnathidae	<i>Hippocampus fuscus</i>	LIV						10	2
Syngnathiformes	Syngnathidae	<i>Hippocampus hippocampus</i>	LIV					46		9
Syngnathiformes	Syngnathidae	<i>Hippocampus histrix</i>	BOD	kg	499	345	343	171	48	281
Syngnathiformes	Syngnathidae	<i>Hippocampus histrix</i>	BOD					249	111	72
Syngnathiformes	Syngnathidae	<i>Hippocampus histrix</i>	DER	kg	39					8
Syngnathiformes	Syngnathidae	<i>Hippocampus histrix</i>	LIV		3646	1676	125			1089
Syngnathiformes	Syngnathidae	<i>Hippocampus histrix</i>	SPE						5	1
Syngnathiformes	Syngnathidae	<i>Hippocampus ingens</i>	BOD		329		667			199
Syngnathiformes	Syngnathidae	<i>Hippocampus ingens</i>	LIV		200	6	828	1320	300	531
Syngnathiformes	Syngnathidae	<i>Hippocampus kelloggi</i>	BOD	kg	3243	2998	2346	1860	1887	2467
Syngnathiformes	Syngnathidae	<i>Hippocampus kelloggi</i>	BOD					2119	1897	803
Syngnathiformes	Syngnathidae	<i>Hippocampus kelloggi</i>	DER	kg	26					5
Syngnathiformes	Syngnathidae	<i>Hippocampus kelloggi</i>	LIV		560	290	85			187
Syngnathiformes	Syngnathidae	<i>Hippocampus kuda</i>	BOD	kg	338	350	277	759	532	451
Syngnathiformes	Syngnathidae	<i>Hippocampus kuda</i>	BOD			3160	8800	976	473	2682
Syngnathiformes	Syngnathidae	<i>Hippocampus kuda</i>	DER	kg	513	210			51	155
Syngnathiformes	Syngnathidae	<i>Hippocampus kuda</i>	DER			1900		2000		780
Syngnathiformes	Syngnathidae	<i>Hippocampus kuda</i>	LIV		28406	11166	7279	1211	1072	9827
Syngnathiformes	Syngnathidae	<i>Hippocampus kuda</i>	SPE					3	3	1
Syngnathiformes	Syngnathidae	<i>Hippocampus procerus</i>	LIV					90		18
Syngnathiformes	Syngnathidae	<i>Hippocampus reidi</i>	BOD		105					21
Syngnathiformes	Syngnathidae	<i>Hippocampus reidi</i>	FIG				90	1010	1100	440
Syngnathiformes	Syngnathidae	<i>Hippocampus reidi</i>	LIV		1962	2145	1580	1964	1881	1906
Syngnathiformes	Syngnathidae	<i>Hippocampus spinosissimus</i>	BOD	kg	5556	4171	3092	3170	2073	3613
Syngnathiformes	Syngnathidae	<i>Hippocampus spinosissimus</i>	BOD					3916	2251	1233
Syngnathiformes	Syngnathidae	<i>Hippocampus spinosissimus</i>	DER	kg					84	17
Syngnathiformes	Syngnathidae	<i>Hippocampus spinosissimus</i>	LIV		827	245	45			223
Syngnathiformes	Syngnathidae	<i>Hippocampus</i> spp.	BOD	kg	179	235	33		30	95
Syngnathiformes	Syngnathidae	<i>Hippocampus</i> spp.	BOD		269	368	20	25	2	137
Syngnathiformes	Syngnathidae	<i>Hippocampus</i> spp.	DER	kg					8	2
Syngnathiformes	Syngnathidae	<i>Hippocampus</i> spp.	LIV		50	125	50			45
Syngnathiformes	Syngnathidae	<i>Hippocampus</i> spp.	SPE						37	7
Syngnathiformes	Syngnathidae	<i>Hippocampus subelongatus</i>	DER						30	6
Syngnathiformes	Syngnathidae	<i>Hippocampus subelongatus</i>	LIV		65	168	34	150	30	89
Syngnathiformes	Syngnathidae	<i>Hippocampus trimaculatus</i>	BOD	kg	6198	4269	3384	3377	2806	4007

Order	Family	Taxon	Term	Unit	2007	2008	2009	2010	2011	Yearly Average
Syngnathiformes	Syngnathidae	<i>Hippocampus trimaculatus</i>	BOD		151			4191	3004	1469
Syngnathiformes	Syngnathidae	<i>Hippocampus trimaculatus</i>	DER	kg				14	38	10
Syngnathiformes	Syngnathidae	<i>Hippocampus whitei</i>	SPE				21	54		15
Syngnathiformes	Syngnathidae	<i>Hippocampus zosterae</i>	LIV			475	65	200		148
<b>PHYLUM ARTHROPODA</b>										
<b>CLASS ARACHNIDA</b>										
Araneae	Theraphosidae	<i>Brachypelma andrewi</i>	LIV		30			24		11
Araneae	Theraphosidae	<i>Brachypelma vagans</i>	SPE		210					42
Scorpiones	Scorpionidae	<i>Pandinus dictator</i>	BOD		50				20	14
Scorpiones	Scorpionidae	<i>Pandinus dictator</i>	SPE		150					30
Scorpiones	Scorpionidae	<i>Pandinus imperator</i>	LIV		126259	121979	118619	88327	92470	109531
Scorpiones	Scorpionidae	<i>Pandinus</i> spp.	LIV						3200	640
<b>CLASS INSECTA</b>										
Lepidoptera	Papilionidae	<i>Ornithoptera aesacus</i>	BOD		321	372	368	946	735	548
Lepidoptera	Papilionidae	<i>Ornithoptera aesacus</i>	LIV					40		8
Lepidoptera	Papilionidae	<i>Ornithoptera aesacus</i>	TRO					2	20	4
Lepidoptera	Papilionidae	<i>Ornithoptera chimaera</i>	BOD		896	257	132	631	309	445
Lepidoptera	Papilionidae	<i>Ornithoptera chimaera</i>	LIV					10		2
Lepidoptera	Papilionidae	<i>Ornithoptera chimaera</i>	SPE			590	348	24	2	193
Lepidoptera	Papilionidae	<i>Ornithoptera croesus</i>	BOD		3013	3490	3585	6080	6113	4456
Lepidoptera	Papilionidae	<i>Ornithoptera croesus</i>	LIV					30		6
Lepidoptera	Papilionidae	<i>Ornithoptera croesus</i>	SPE			3			10	3
Lepidoptera	Papilionidae	<i>Ornithoptera croesus</i>	TRO					15	260	55
Lepidoptera	Papilionidae	<i>Ornithoptera goliath</i>	BOD		2360	1579	1616	2773	2804	2226
Lepidoptera	Papilionidae	<i>Ornithoptera goliath</i>	SPE			2792	2302	151	40	1057
Lepidoptera	Papilionidae	<i>Ornithoptera goliath</i>	TRO						230	46
Lepidoptera	Papilionidae	<i>Ornithoptera goliath supremus</i>	BOD		832	12				169
Lepidoptera	Papilionidae	<i>Ornithoptera hybrid</i>	BOD						20	4
Lepidoptera	Papilionidae	<i>Ornithoptera meridionalis</i>	BOD		354	336	433	520	709	470
Lepidoptera	Papilionidae	<i>Ornithoptera meridionalis</i>	SPE			19	16	5		8
Lepidoptera	Papilionidae	<i>Ornithoptera paradisea</i>	BOD		709	752	804	1302	1325	978
Lepidoptera	Papilionidae	<i>Ornithoptera paradisea</i>	LIV					40		8
Lepidoptera	Papilionidae	<i>Ornithoptera paradisea</i>	SPE			26	140	12	4	36
Lepidoptera	Papilionidae	<i>Ornithoptera paradisea</i>	TRO					4	30	7
Lepidoptera	Papilionidae	<i>Ornithoptera priamus</i>	BOD		7194	7379	6411	11195	12264	8889
Lepidoptera	Papilionidae	<i>Ornithoptera priamus</i>	DER		10	160				34
Lepidoptera	Papilionidae	<i>Ornithoptera priamus</i>	LIV		2100	2396	2824	2300	2400	2404
Lepidoptera	Papilionidae	<i>Ornithoptera priamus</i>	SPE			1812	4962	952	60	1557

Order	Family	Taxon	Term	Unit	2007	2008	2009	2010	2011	Yearly Average
Lepidoptera	Papilionidae	<i>Ornithoptera priamus</i>	TRO					29	530	112
Lepidoptera	Papilionidae	<i>Ornithoptera priamus bornemanni</i>	BOD		53	10				13
Lepidoptera	Papilionidae	<i>Ornithoptera priamus euphorion</i>	EGL				20			4
Lepidoptera	Papilionidae	<i>Ornithoptera priamus poseidon</i>	BOD		4527	1400	1566	715	2730	2188
Lepidoptera	Papilionidae	<i>Ornithoptera priamus poseidon</i>	SPE			4939				988
Lepidoptera	Papilionidae	<i>Ornithoptera richmondia</i>	LIV					50		10
Lepidoptera	Papilionidae	<i>Ornithoptera rothschildi</i>	BOD		1902	1491	1266	3265	2631	2111
Lepidoptera	Papilionidae	<i>Ornithoptera rothschildi</i>	TRO					7	135	28
Lepidoptera	Papilionidae	<i>Ornithoptera</i> spp.	BOD		22	452	60			107
Lepidoptera	Papilionidae	<i>Ornithoptera</i> spp.	LIV		2200	1400	1400	2000	1200	1640
Lepidoptera	Papilionidae	<i>Ornithoptera tithonus</i>	BOD		354	478	483	1030	1132	695
Lepidoptera	Papilionidae	<i>Ornithoptera tithonus</i>	LIV					14		3
Lepidoptera	Papilionidae	<i>Ornithoptera tithonus</i>	TRO					2	20	4
Lepidoptera	Papilionidae	<i>Ornithoptera urvillianus</i>	BOD		3541	397	80	2	8	806
Lepidoptera	Papilionidae	<i>Ornithoptera urvillianus</i>	DER			721				144
Lepidoptera	Papilionidae	<i>Ornithoptera urvillianus</i>	LIV			76				15
Lepidoptera	Papilionidae	<i>Ornithoptera urvillianus</i>	SPE			1523				305
Lepidoptera	Papilionidae	<i>Ornithoptera urvillianus</i>	TRO					25		5
Lepidoptera	Papilionidae	<i>Ornithoptera victoriae</i>	BOD		783	380	122	402	27	343
Lepidoptera	Papilionidae	<i>Ornithoptera victoriae</i>	DER		5	812				163
Lepidoptera	Papilionidae	<i>Ornithoptera victoriae</i>	LIV		8	19				5
Lepidoptera	Papilionidae	<i>Ornithoptera victoriae</i>	SPE			1032	1229	91	21	475
Lepidoptera	Papilionidae	<i>Ornithoptera victoriae reginae</i>	BOD		8					2
Lepidoptera	Papilionidae	<i>Ornithoptera victoriae regis</i>	BOD		440	8				90
Lepidoptera	Papilionidae	<i>Papilionidae</i> spp.	BOD			310				62
Lepidoptera	Papilionidae	<i>Trogonoptera brookiana</i>	BOD		1290	802	467	1132	1957	1130
Lepidoptera	Papilionidae	<i>Trogonoptera brookiana</i>	LIV			220				44
Lepidoptera	Papilionidae	<i>Trogonoptera brookiana</i>	TRO				381	10	90	96
Lepidoptera	Papilionidae	<i>Trogonoptera trojana</i>	LIV		11	5				3
Lepidoptera	Papilionidae	<i>Troides aeacus</i>	BOD			4	10		4	4
Lepidoptera	Papilionidae	<i>Troides aeacus</i>	TRO				2		4	1
Lepidoptera	Papilionidae	<i>Troides amphrysus</i>	BOD		1341	1384	715	904	1153	1099
Lepidoptera	Papilionidae	<i>Troides amphrysus</i>	SPE						12	2
Lepidoptera	Papilionidae	<i>Troides amphrysus</i>	TRO						29	6
Lepidoptera	Papilionidae	<i>Troides andromache</i>	BOD		398	159	166	480	237	288
Lepidoptera	Papilionidae	<i>Troides andromache</i>	TRO						30	6
Lepidoptera	Papilionidae	<i>Troides criton</i>	BOD		911	794	707	1406	1580	1080
Lepidoptera	Papilionidae	<i>Troides cuneifera</i>	BOD		774	426	156	524	803	537

Order	Family	Taxon	Term	Unit	2007	2008	2009	2010	2011	Yearly Average
Lepidoptera	Papilionidae	<i>Troides dohertyi</i>	BOD		406	234	200	110	278	246
Lepidoptera	Papilionidae	<i>Troides haliphron</i>	BOD		1206	1840	1205	1398	2157	1561
Lepidoptera	Papilionidae	<i>Troides haliphron</i>	SPE						12	2
Lepidoptera	Papilionidae	<i>Troides helena</i>	BOD		1261	2062	1309	1915	2469	1803
Lepidoptera	Papilionidae	<i>Troides helena</i>	LIV		2435	2100	2700	2600	2400	2447
Lepidoptera	Papilionidae	<i>Troides helena</i>	TRO				50			10
Lepidoptera	Papilionidae	<i>Troides hypolitus</i>	BOD		1114	1314	540	1636	1338	1188
Lepidoptera	Papilionidae	<i>Troides magellanus</i>	BOD		50		289			68
Lepidoptera	Papilionidae	<i>Troides miranda</i>	BOD		240	160	190	106	204	180
Lepidoptera	Papilionidae	<i>Troides oblongomaculatus</i>	BOD		2311	879	570	553	495	962
Lepidoptera	Papilionidae	<i>Troides oblongomaculatus</i>	SPE			330	423		40	159
Lepidoptera	Papilionidae	<i>Troides oblongomaculatus papuensis</i>	SPE			464				93
Lepidoptera	Papilionidae	<i>Troides plateni</i>	LIV		125	50				35
Lepidoptera	Papilionidae	<i>Troides plato</i>	BOD		354	324	353	257	470	352
Lepidoptera	Papilionidae	<i>Troides plato</i>	SPE						12	2
Lepidoptera	Papilionidae	<i>Troides prattorum</i>	BOD		190	18	14	68	49	68
Lepidoptera	Papilionidae	<i>Troides rhadamantus</i>	BOD		300	80	160	240		156
Lepidoptera	Papilionidae	<i>Troides rhadamantus</i>	LIV		160	515	263	808	80	365
Lepidoptera	Papilionidae	<i>Troides riedeli</i>	BOD		100	120	68	410	104	160
Lepidoptera	Papilionidae	<i>Troides</i> spp.	BOD			30	2	19	18	14
Lepidoptera	Papilionidae	<i>Troides vandepolli</i>	BOD		602	397	389	540	567	499
<b>PHYLUM ANNELIDA</b>										
<b>CLASS HIRUDINOIDEA</b>										
Arhynchobdellida	Hirudinidae	<i>Hirudo medicinalis</i>	BOD		199		221			84
Arhynchobdellida	Hirudinidae	<i>Hirudo medicinalis</i>	BOD	kg	3618	780	388			957
Arhynchobdellida	Hirudinidae	<i>Hirudo medicinalis</i>	DER			600				120
Arhynchobdellida	Hirudinidae	<i>Hirudo medicinalis</i>	LIV		2000	4000	11107	18900	15350	10271
Arhynchobdellida	Hirudinidae	<i>Hirudo medicinalis</i>	LIV	kg	1691	2274	1689	2076	662	1678
Arhynchobdellida	Hirudinidae	<i>Hirudo verbana</i>	LIV						1000	200
Arhynchobdellida	Hirudinidae	<i>Hirudo verbana</i>	LIV	kg					263	53
<b>PHYLUM MOLLUSCA</b>										
<b>CLASS BIVALVIA</b>										
Veneroida	Tridacnidae	<i>Hippopus hippopus</i>	CAR					122		24
Veneroida	Tridacnidae	<i>Hippopus hippopus</i>	LIV	kg			20			4
Veneroida	Tridacnidae	<i>Hippopus hippopus</i>	LIV		71	45	60	97	62	67
Veneroida	Tridacnidae	<i>Hippopus hippopus</i>	SHE		205	159	1	17	23	81
Veneroida	Tridacnidae	<i>Hippopus</i> spp.	CAR		11					2
Veneroida	Tridacnidae	<i>Tridacna crocea</i>	COR					150		30

Order	Family	Taxon	Term	Unit	2007	2008	2009	2010	2011	Yearly Average
Veneroida	Tridacnidae	<i>Tridacna crocea</i>	LIV		108570	53325	19722	53540	44635	55958
Veneroida	Tridacnidae	<i>Tridacna crocea</i>	SHE		293	500	354	477	4	326
Veneroida	Tridacnidae	<i>Tridacna crocea</i>	SPE		3			20		5
Veneroida	Tridacnidae	<i>Tridacna derasa</i>	LIV	kg		181				36
Veneroida	Tridacnidae	<i>Tridacna derasa</i>	LIV		9456	6775	7787	476	1112	5121
Veneroida	Tridacnidae	<i>Tridacna derasa</i>	SHE		677	58	170	33	160	220
Veneroida	Tridacnidae	<i>Tridacna gigas</i>	BOD					103		21
Veneroida	Tridacnidae	<i>Tridacna gigas</i>	CAR	kg				106		21
Veneroida	Tridacnidae	<i>Tridacna gigas</i>	CAR			32		3		7
Veneroida	Tridacnidae	<i>Tridacna gigas</i>	DER	kg			144			29
Veneroida	Tridacnidae	<i>Tridacna gigas</i>	DER					30		6
Veneroida	Tridacnidae	<i>Tridacna gigas</i>	LIV		1047	487	320	1	20	375
Veneroida	Tridacnidae	<i>Tridacna gigas</i>	MEA	kg				122		24
Veneroida	Tridacnidae	<i>Tridacna gigas</i>	SHE	kg				11		2
Veneroida	Tridacnidae	<i>Tridacna gigas</i>	SHE		441	991	832	924	44	646
Veneroida	Tridacnidae	<i>Tridacna maxima</i>	BOD					25		5
Veneroida	Tridacnidae	<i>Tridacna maxima</i>	LIV	kg			200			40
Veneroida	Tridacnidae	<i>Tridacna maxima</i>	LIV		18302	15990	23031	20479	22664	20093
Veneroida	Tridacnidae	<i>Tridacna maxima</i>	MEA	kg				46		9
Veneroida	Tridacnidae	<i>Tridacna maxima</i>	MEA						56	11
Veneroida	Tridacnidae	<i>Tridacna maxima</i>	SHE		592	119	4	13	4	146
Veneroida	Tridacnidae	<i>Tridacna maxima</i>	SPE		75			30		21
Veneroida	Tridacnidae	<i>Tridacna</i> spp.	LIV		104			24	4	26
Veneroida	Tridacnidae	<i>Tridacna</i> spp.	MEA	kg	20					4
Veneroida	Tridacnidae	<i>Tridacna</i> spp.	SHE		839	18	19	1	109	197
Veneroida	Tridacnidae	<i>Tridacna</i> spp.	SPE		1		4	12	9	5
Veneroida	Tridacnidae	<i>Tridacna squamosa</i>	BOD					537		107
Veneroida	Tridacnidae	<i>Tridacna squamosa</i>	LIV	kg		40				8
Veneroida	Tridacnidae	<i>Tridacna squamosa</i>	LIV		10040	13040	4278	8273	9342	8995
Veneroida	Tridacnidae	<i>Tridacna squamosa</i>	SHE		539	1141	1140	1111	111	808
Veneroida	Tridacnidae	<i>Tridacna squamosa</i>	SPE		11			30		8
Veneroida	Tridacnidae	<i>Tridacnidae</i> spp.	LIV			52				10
Veneroida	Tridacnidae	<i>Tridacnidae</i> spp.	MEA	kg	5171	1570	2010	1009	1031	2158
Veneroida	Tridacnidae	<i>Tridacnidae</i> spp.	MEA	l			14			3
Veneroida	Tridacnidae	<i>Tridacnidae</i> spp.	MEA		4389	785	1295	527	1057	1611
Veneroida	Tridacnidae	<i>Tridacnidae</i> spp.	SHE	kg		3	25	5	13	9
Veneroida	Tridacnidae	<i>Tridacnidae</i> spp.	SHE		137	181	180	54	47	120
Veneroida	Tridacnidae	<i>Tridacnidae</i> spp.	SOU	l		14				3



Order	Family	Taxon	Term	Unit	2007	2008	2009	2010	2011	Yearly Average
<b>CLASS GASTROPODA</b>										
Mesogastropoda	Strombidae	<i>Strombus gigas</i>	BOD	kg	4991	1	11			1001
Mesogastropoda	Strombidae	<i>Strombus gigas</i>	BOD		2922	1644	17	98	121	960
Mesogastropoda	Strombidae	<i>Strombus gigas</i>	CAR		418	627	38	200		257
Mesogastropoda	Strombidae	<i>Strombus gigas</i>	DER	kg	15000	17259	57133	1304		18139
Mesogastropoda	Strombidae	<i>Strombus gigas</i>	DER		1605	1619	37015	3640	453	8866
Mesogastropoda	Strombidae	<i>Strombus gigas</i>	LIV	kg	773	3	494596			99074
Mesogastropoda	Strombidae	<i>Strombus gigas</i>	LIV		26					5
Mesogastropoda	Strombidae	<i>Strombus gigas</i>	MEA	kg	1277111	1652970	1902050	1633031	1646531	1622339
Mesogastropoda	Strombidae	<i>Strombus gigas</i>	MEA		4050	29032	1218		411504	89161
Mesogastropoda	Strombidae	<i>Strombus gigas</i>	PEA		503	640				229
Mesogastropoda	Strombidae	<i>Strombus gigas</i>	SHE	kg	6840	13642	219071	44173	9712	58688
Mesogastropoda	Strombidae	<i>Strombus gigas</i>	SHE		209144	104162	66524	38731	285011	140714
Mesogastropoda	Strombidae	<i>Strombus gigas</i>	SOU	l		14				3
Mesogastropoda	Strombidae	<i>Strombus gigas</i>	SPE		8	8			100	23
Mesogastropoda	Strombidae	<i>Strombus gigas</i>	UNS	l	14					3
Stylommatophora	Camaenidae	<i>Papustyla pulcherrima</i>	SHE		6	8	1			3
<b>PHYLUM CNIDARIA</b>										
<b>CLASS ANTHOZOA</b>										
Antipatharia	Antipathidae	<i>Antipatharia</i> spp.	CAR		692	291		28	46	211
Antipatharia	Antipathidae	<i>Antipatharia</i> spp.	COR	kg	178			20		40
Antipatharia	Antipathidae	<i>Antipatharia</i> spp.	COR			55	548	856	383	368
Antipatharia	Antipathidae	<i>Antipatharia</i> spp.	DER		515		2			103
Antipatharia	Antipathidae	<i>Antipatharia</i> spp.	LIV	kg		52				10
Antipatharia	Antipathidae	<i>Antipatharia</i> spp.	LIV		28	173	736			187
Antipatharia	Antipathidae	<i>Antipatharia</i> spp.	SPE		2		8	415		85
Antipatharia	Antipathidae	<i>Antipathes ceylonensis</i>	CAR		418					84
Antipatharia	Antipathidae	<i>Antipathes densa</i>	COR	kg	150					30
Antipatharia	Antipathidae	<i>Antipathes densa</i>	COR		45490					9098
Antipatharia	Antipathidae	<i>Antipathes dichotoma</i>	COR	kg	972	150				224
Antipatharia	Antipathidae	<i>Antipathes grandis</i>	COR	kg	963	79				208
Antipatharia	Antipathidae	<i>Antipathes</i> spp.	CAR	pairs		24				5
Antipatharia	Antipathidae	<i>Antipathes</i> spp.	CAR	set		6				1
Antipatharia	Antipathidae	<i>Antipathes</i> spp.	CAR		124	28	1	4		31
Antipatharia	Antipathidae	<i>Antipathes</i> spp.	COR	kg				30		6
Antipatharia	Antipathidae	<i>Antipathes</i> spp.	COR		510		14	11		107
Antipatharia	Antipathidae	<i>Antipathes</i> spp.	SPE				8	10	27	9
Antipatharia	Antipathidae	<i>Antipathes virgata</i>	CAR		75					15



Order	Family	Taxon	Term	Unit	2007	2008	2009	2010	2011	Yearly Average
Antipatharia	Antipathidae	<i>Arachnopathes aculeata</i>	COR					103		21
Antipatharia	Antipathidae	<i>Cirripathes anguina</i>	CAR	pairs	449					90
Antipatharia	Antipathidae	<i>Cirripathes anguina</i>	CAR	set	690					138
Antipatharia	Antipathidae	<i>Cirripathes</i> spp.	LIV						5	1
Antipatharia	Myriopathidae	<i>Antipathella wollastonii</i>	SPE			7				1
Helioporacea	Helioporidae	<i>Heliopora coerulea</i>	CAR	pairs	380					76
Helioporacea	Helioporidae	<i>Heliopora coerulea</i>	CAR	set	1452					290
Helioporacea	Helioporidae	<i>Heliopora coerulea</i>	CAR		468					94
Helioporacea	Helioporidae	<i>Heliopora coerulea</i>	COR	kg					11	2
Helioporacea	Helioporidae	<i>Heliopora coerulea</i>	COR		11895	7812	3569	2969	13559	7961
Helioporacea	Helioporidae	<i>Heliopora coerulea</i>	LIV	kg	5	25				6
Helioporacea	Helioporidae	<i>Heliopora coerulea</i>	LIV		1173	2230	2712	2509	2273	2179
Helioporacea	Helioporidae	<i>Heliopora</i> spp.	CAR		30					6
Helioporacea	Helioporidae	<i>Heliopora</i> spp.	COR		1	1		6		2
Helioporacea	Helioporidae	<i>Heliopora</i> spp.	LIV	kg		32				6
Helioporacea	Helioporidae	<i>Heliopora</i> spp.	LIV		35	4	235			55
Scleractinia	(Scleractinia)	<i>Scleractinia</i> spp.	CAR	kg		17280				3456
Scleractinia	(Scleractinia)	<i>Scleractinia</i> spp.	CAR	pairs	140					28
Scleractinia	(Scleractinia)	<i>Scleractinia</i> spp.	CAR	set	252					50
Scleractinia	(Scleractinia)	<i>Scleractinia</i> spp.	CAR		206	1816	4	3	4	407
Scleractinia	(Scleractinia)	<i>Scleractinia</i> spp.	COR	kg	1981651	1742441	1124397	956366	1165456	1394062
Scleractinia	(Scleractinia)	<i>Scleractinia</i> spp.	COR	m			51			10
Scleractinia	(Scleractinia)	<i>Scleractinia</i> spp.	COR		905188	810759	890130	909998	846100	872435
Scleractinia	(Scleractinia)	<i>Scleractinia</i> spp.	DER	m3			2000			400
Scleractinia	(Scleractinia)	<i>Scleractinia</i> spp.	DER			902	609	1380	447	668
Scleractinia	(Scleractinia)	<i>Scleractinia</i> spp.	LIV	kg	180269	1267070	2151806	1528442	168867	1059291
Scleractinia	(Scleractinia)	<i>Scleractinia</i> spp.	LIV		421503	194329	225965	3202045	124370	833642
Scleractinia	(Scleractinia)	<i>Scleractinia</i> spp.	SPE	flasks	22					4
Scleractinia	(Scleractinia)	<i>Scleractinia</i> spp.	SPE	kg			7	394		80
Scleractinia	(Scleractinia)	<i>Scleractinia</i> spp.	SPE		1441	621	2711	1109	1670	1510
Scleractinia	Acroporidae	<i>Acropora abrolhosensis</i>	COR					15		3
Scleractinia	Acroporidae	<i>Acropora abrolhosensis</i>	LIV		543	49	275	261	209	267
Scleractinia	Acroporidae	<i>Acropora abrotanoides</i>	LIV		234		187	178	114	143
Scleractinia	Acroporidae	<i>Acropora aculeus</i>	LIV		5		298	340	356	200
Scleractinia	Acroporidae	<i>Acropora acuminata</i>	LIV				1	23	35	12
Scleractinia	Acroporidae	<i>Acropora anthocercis</i>	LIV				101	137	152	78
Scleractinia	Acroporidae	<i>Acropora appressa</i>	LIV		6		6	5	31	10
Scleractinia	Acroporidae	<i>Acropora aspera</i>	COR			117	118			47

Order	Family	Taxon	Term	Unit	2007	2008	2009	2010	2011	Yearly Average
Scleractinia	Acroporidae	<i>Acropora aspera</i>	LIV	kg			68	8		15
Scleractinia	Acroporidae	<i>Acropora aspera</i>	LIV		2135	143	184	274	215	590
Scleractinia	Acroporidae	<i>Acropora aspera</i>	SPE			347				69
Scleractinia	Acroporidae	<i>Acropora austera</i>	COR		30					6
Scleractinia	Acroporidae	<i>Acropora austera</i>	LIV		598	7	1416	1423	1106	910
Scleractinia	Acroporidae	<i>Acropora austera</i>	SPE	kg	45					9
Scleractinia	Acroporidae	<i>Acropora awi</i>	LIV					3	3	1
Scleractinia	Acroporidae	<i>Acropora azurea</i>	LIV				12	7	4	5
Scleractinia	Acroporidae	<i>Acropora batunai</i>	LIV		525	40	131	8	101	161
Scleractinia	Acroporidae	<i>Acropora bifurcata</i>	LIV				3	1	3	1
Scleractinia	Acroporidae	<i>Acropora branchi</i>	LIV			25	28	5	14	14
Scleractinia	Acroporidae	<i>Acropora brueggemanni</i>	LIV		1570	60	124			351
Scleractinia	Acroporidae	<i>Acropora carduus</i>	LIV		54		19	26	376	95
Scleractinia	Acroporidae	<i>Acropora caroliniana</i>	LIV		359	42	374	411	224	282
Scleractinia	Acroporidae	<i>Acropora cerealis</i>	COR		1				10	2
Scleractinia	Acroporidae	<i>Acropora cerealis</i>	LIV		669		587	501	390	429
Scleractinia	Acroporidae	<i>Acropora cervicornis</i>	BOD						3000	600
Scleractinia	Acroporidae	<i>Acropora cervicornis</i>	COR	kg		42	42			17
Scleractinia	Acroporidae	<i>Acropora cervicornis</i>	COR		3	4	216	208		86
Scleractinia	Acroporidae	<i>Acropora cervicornis</i>	LIV						12	2
Scleractinia	Acroporidae	<i>Acropora cervicornis</i>	SPE		100		8	500	5200	1162
Scleractinia	Acroporidae	<i>Acropora chesterfieldensis</i>	LIV				173	89	68	66
Scleractinia	Acroporidae	<i>Acropora clathrata</i>	COR	kg		15				3
Scleractinia	Acroporidae	<i>Acropora clathrata</i>	COR		1	9	10		1	4
Scleractinia	Acroporidae	<i>Acropora clathrata</i>	LIV				315	441	603	272
Scleractinia	Acroporidae	<i>Acropora clathrata</i>	SPE					41		8
Scleractinia	Acroporidae	<i>Acropora convexa</i>	LIV				3	5		2
Scleractinia	Acroporidae	<i>Acropora cophodactyla</i>	LIV		10		1			2
Scleractinia	Acroporidae	<i>Acropora crateriformis</i>	LIV				2		51	11
Scleractinia	Acroporidae	<i>Acropora cuneata</i>	LIV				18		1	4
Scleractinia	Acroporidae	<i>Acropora cytherea</i>	CAR			15				3
Scleractinia	Acroporidae	<i>Acropora cytherea</i>	COR			10		27		7
Scleractinia	Acroporidae	<i>Acropora cytherea</i>	LIV		1062	20	711	435	494	544
Scleractinia	Acroporidae	<i>Acropora dendrum</i>	LIV		125		4			26
Scleractinia	Acroporidae	<i>Acropora desalwii</i>	LIV				317	129	216	132
Scleractinia	Acroporidae	<i>Acropora digitifera</i>	COR		30000	30005				12001
Scleractinia	Acroporidae	<i>Acropora digitifera</i>	LIV		93		892	484	360	366
Scleractinia	Acroporidae	<i>Acropora divaricata</i>	COR		1				11	2

Order	Family	Taxon	Term	Unit	2007	2008	2009	2010	2011	Yearly Average
Scleractinia	Acroporidae	<i>Acropora divaricata</i>	LIV		1629		811	1178	853	894
Scleractinia	Acroporidae	<i>Acropora donei</i>	COR					81	175	51
Scleractinia	Acroporidae	<i>Acropora donei</i>	LIV				4	13	20	7
Scleractinia	Acroporidae	<i>Acropora echinata</i>	LIV		1933	124	991	976	939	993
Scleractinia	Acroporidae	<i>Acropora elegans</i>	LIV		2		10	2	3	3
Scleractinia	Acroporidae	<i>Acropora elegantula</i>	LIV					1	17	4
Scleractinia	Acroporidae	<i>Acropora elseyi</i>	LIV						12	2
Scleractinia	Acroporidae	<i>Acropora exquisita</i>	LIV				7	17	1	5
Scleractinia	Acroporidae	<i>Acropora fenneri</i>	LIV					50	1	10
Scleractinia	Acroporidae	<i>Acropora filiformis</i>	LIV		5					1
Scleractinia	Acroporidae	<i>Acropora florida</i>	COR	kg	14					3
Scleractinia	Acroporidae	<i>Acropora florida</i>	COR		3895	3912	1320	2563	6811	3700
Scleractinia	Acroporidae	<i>Acropora florida</i>	LIV	kg	24					5
Scleractinia	Acroporidae	<i>Acropora florida</i>	LIV		1394	40	169	77	160	368
Scleractinia	Acroporidae	<i>Acropora formosa</i>	COR		120	120	200	86	2	106
Scleractinia	Acroporidae	<i>Acropora formosa</i>	LIV		7596	117	2397	2144	1923	2835
Scleractinia	Acroporidae	<i>Acropora formosa</i>	SPE	flasks	60					12
Scleractinia	Acroporidae	<i>Acropora formosa</i>	SPE			120				24
Scleractinia	Acroporidae	<i>Acropora gemmifera</i>	COR		1			111		22
Scleractinia	Acroporidae	<i>Acropora gemmifera</i>	LIV		671		1328	648	631	656
Scleractinia	Acroporidae	<i>Acropora glauca</i>	LIV				12	22	40	15
Scleractinia	Acroporidae	<i>Acropora globiceps</i>	COR					15		3
Scleractinia	Acroporidae	<i>Acropora globiceps</i>	LIV				46	8	7	12
Scleractinia	Acroporidae	<i>Acropora gomezi</i>	LIV		217		203	68	22	102
Scleractinia	Acroporidae	<i>Acropora grandis</i>	LIV		253		223	222	251	190
Scleractinia	Acroporidae	<i>Acropora granulosa</i>	LIV		1254	40	692	531	261	556
Scleractinia	Acroporidae	<i>Acropora hemprichii</i>	LIV		757		400	212	241	322
Scleractinia	Acroporidae	<i>Acropora hoeksemai</i>	LIV		49		86	160	139	87
Scleractinia	Acroporidae	<i>Acropora horrida</i>	COR						11	2
Scleractinia	Acroporidae	<i>Acropora horrida</i>	LIV		1602	55	775	865	645	788
Scleractinia	Acroporidae	<i>Acropora humilis</i>	COR		1795	30000	1622	4628	1573	7924
Scleractinia	Acroporidae	<i>Acropora humilis</i>	LIV		2642	418	5111	5453	6466	4018
Scleractinia	Acroporidae	<i>Acropora humilis</i>	SPE			12				2
Scleractinia	Acroporidae	<i>Acropora hyacinthus</i>	CAR			15				3
Scleractinia	Acroporidae	<i>Acropora hyacinthus</i>	COR		913	1922	1497	2974	2943	2050
Scleractinia	Acroporidae	<i>Acropora hyacinthus</i>	LIV		1551	165	1402	1634	2023	1355
Scleractinia	Acroporidae	<i>Acropora inermis</i>	LIV				329	337	352	204
Scleractinia	Acroporidae	<i>Acropora insignis</i>	LIV				4	4	3	2

Order	Family	Taxon	Term	Unit	2007	2008	2009	2010	2011	Yearly Average
Scleractinia	Acroporidae	<i>Acropora intermedia</i>	LIV					26		5
Scleractinia	Acroporidae	<i>Acropora jacquelineae</i>	LIV		122		50	25	24	44
Scleractinia	Acroporidae	<i>Acropora kimbeensis</i>	LIV		540		338	142	28	210
Scleractinia	Acroporidae	<i>Acropora kosurini</i>	LIV				1	6	66	15
Scleractinia	Acroporidae	<i>Acropora latistella</i>	COR			371	1105	3065	1816	1271
Scleractinia	Acroporidae	<i>Acropora latistella</i>	LIV				656	321	247	245
Scleractinia	Acroporidae	<i>Acropora listeri</i>	LIV		525		21	1		109
Scleractinia	Acroporidae	<i>Acropora loisettae</i>	LIV		740		50	3		159
Scleractinia	Acroporidae	<i>Acropora lokani</i>	LIV				22	9	9	8
Scleractinia	Acroporidae	<i>Acropora longicyathus</i>	LIV		495		3	1	2	100
Scleractinia	Acroporidae	<i>Acropora loripes</i>	LIV		2126	20	1214	1731	2790	1576
Scleractinia	Acroporidae	<i>Acropora lovelli</i>	LIV				64	9	12	17
Scleractinia	Acroporidae	<i>Acropora lutkeni</i>	LIV				2	5		1
Scleractinia	Acroporidae	<i>Acropora macrostoma</i>	LIV		890		28	23	6	189
Scleractinia	Acroporidae	<i>Acropora maryae</i>	LIV				204	1383	1145	546
Scleractinia	Acroporidae	<i>Acropora microclados</i>	LIV		440		171	183	183	195
Scleractinia	Acroporidae	<i>Acropora microphthalma</i>	COR						10	2
Scleractinia	Acroporidae	<i>Acropora microphthalma</i>	LIV		45		16	68	78	41
Scleractinia	Acroporidae	<i>Acropora millepora</i>	COR	kg		12				2
Scleractinia	Acroporidae	<i>Acropora millepora</i>	COR		30	15	4	550	611	242
Scleractinia	Acroporidae	<i>Acropora millepora</i>	LIV		8790	472	5988	6463	10706	6484
Scleractinia	Acroporidae	<i>Acropora millepora</i>	SPE	flasks	457					91
Scleractinia	Acroporidae	<i>Acropora millepora</i>	SPE		14	300	350	1150		363
Scleractinia	Acroporidae	<i>Acropora monticulosa</i>	COR					50		10
Scleractinia	Acroporidae	<i>Acropora monticulosa</i>	LIV		299		47	68	83	99
Scleractinia	Acroporidae	<i>Acropora mossambica</i>	LIV				9			2
Scleractinia	Acroporidae	<i>Acropora multiacuta</i>	LIV				5	16	1	4
Scleractinia	Acroporidae	<i>Acropora nana</i>	LIV		2420	60	825	657	779	948
Scleractinia	Acroporidae	<i>Acropora nasuta</i>	COR		1	13	40	50	1	21
Scleractinia	Acroporidae	<i>Acropora nasuta</i>	LIV		883	25	729	526	1223	677
Scleractinia	Acroporidae	<i>Acropora natalensis</i>	LIV				149	156	138	89
Scleractinia	Acroporidae	<i>Acropora navini</i>	LIV				5			1
Scleractinia	Acroporidae	<i>Acropora nobilis</i>	COR		1	275	1341	2554	2160	1266
Scleractinia	Acroporidae	<i>Acropora nobilis</i>	LIV		430		549	619	509	421
Scleractinia	Acroporidae	<i>Acropora ocellata</i>	LIV				25		1	5
Scleractinia	Acroporidae	<i>Acropora palifera</i>	COR		1610	1499	279	4478	9298	3433
Scleractinia	Acroporidae	<i>Acropora palifera</i>	LIV		280		206	363	49	180
Scleractinia	Acroporidae	<i>Acropora palmata</i>	BOD						3000	600

Order	Family	Taxon	Term	Unit	2007	2008	2009	2010	2011	Yearly Average
Scleractinia	Acroporidae	<i>Acropora palmata</i>	CAR		200					40
Scleractinia	Acroporidae	<i>Acropora palmata</i>	COR	cm3					16	3
Scleractinia	Acroporidae	<i>Acropora palmata</i>	COR		105		408		801	263
Scleractinia	Acroporidae	<i>Acropora palmata</i>	LIV		10000	300				2060
Scleractinia	Acroporidae	<i>Acropora palmata</i>	SPE		70		13	100	5334	1103
Scleractinia	Acroporidae	<i>Acropora palmerae</i>	LIV				168	207	348	145
Scleractinia	Acroporidae	<i>Acropora paniculata</i>	COR					49	284	67
Scleractinia	Acroporidae	<i>Acropora paniculata</i>	LIV				166	158	129	91
Scleractinia	Acroporidae	<i>Acropora papillare</i>	LIV		673		52	9	128	172
Scleractinia	Acroporidae	<i>Acropora parahemprichii</i>	LIV					77	201	56
Scleractinia	Acroporidae	<i>Acropora parilis</i>	LIV		1487	40	364	211	250	470
Scleractinia	Acroporidae	<i>Acropora pectinata</i>	LIV				5	1		1
Scleractinia	Acroporidae	<i>Acropora pharaonis</i>	COR	kg			50	40		18
Scleractinia	Acroporidae	<i>Acropora pharaonis</i>	SPE	kg			40	8		10
Scleractinia	Acroporidae	<i>Acropora plana</i>	LIV		840	1	296	610	565	462
Scleractinia	Acroporidae	<i>Acropora polystoma</i>	LIV		500		83	265	259	221
Scleractinia	Acroporidae	<i>Acropora prolifera</i>	SPE				2		50	10
Scleractinia	Acroporidae	<i>Acropora prostrata</i>	LIV		1279		120	86	188	335
Scleractinia	Acroporidae	<i>Acropora proximalis</i>	LIV		480				1	96
Scleractinia	Acroporidae	<i>Acropora pulchra</i>	LIV		958		187	67	53	253
Scleractinia	Acroporidae	<i>Acropora pulchra</i>	SPE		14	20				7
Scleractinia	Acroporidae	<i>Acropora rambleri</i>	LIV					5		1
Scleractinia	Acroporidae	<i>Acropora robusta</i>	LIV		45		562	670	548	365
Scleractinia	Acroporidae	<i>Acropora rosaria</i>	LIV		127		75	35	55	58
Scleractinia	Acroporidae	<i>Acropora roseni</i>	LIV				41		10	10
Scleractinia	Acroporidae	<i>Acropora samoensis</i>	LIV		48	94	863	894	705	521
Scleractinia	Acroporidae	<i>Acropora sarmentosa</i>	LIV				478	558	507	309
Scleractinia	Acroporidae	<i>Acropora schmitti</i>	LIV					14	23	7
Scleractinia	Acroporidae	<i>Acropora secale</i>	LIV		1482		868	1373	1049	954
Scleractinia	Acroporidae	<i>Acropora selago</i>	LIV		1789	30	247	101	27	439
Scleractinia	Acroporidae	<i>Acropora seriata</i>	LIV						5	1
Scleractinia	Acroporidae	<i>Acropora simplex</i>	LIV		40		5	75	143	53
Scleractinia	Acroporidae	<i>Acropora solitaryensis</i>	COR			6				1
Scleractinia	Acroporidae	<i>Acropora solitaryensis</i>	LIV				31	50		16
Scleractinia	Acroporidae	<i>Acropora</i> spp.	CAR		4	4				2
Scleractinia	Acroporidae	<i>Acropora</i> spp.	COR	kg	163	466	47	107	848	326
Scleractinia	Acroporidae	<i>Acropora</i> spp.	COR		6057	14162	11724	7723	4478	8829
Scleractinia	Acroporidae	<i>Acropora</i> spp.	DER		5		25			6

Order	Family	Taxon	Term	Unit	2007	2008	2009	2010	2011	Yearly Average
Scleractinia	Acroporidae	<i>Acropora</i> spp.	LIV	kg	1666	969		82		543
Scleractinia	Acroporidae	<i>Acropora</i> spp.	LIV		158019	123410	89515	82477	25768	95838
Scleractinia	Acroporidae	<i>Acropora</i> spp.	SPE	kg				30		6
Scleractinia	Acroporidae	<i>Acropora</i> spp.	SPE		250	118		77	513	192
Scleractinia	Acroporidae	<i>Acropora squarrosa</i>	LIV		5		34	22	6	13
Scleractinia	Acroporidae	<i>Acropora striata</i>	LIV					6		1
Scleractinia	Acroporidae	<i>Acropora subglabra</i>	LIV					7	40	9
Scleractinia	Acroporidae	<i>Acropora subulata</i>	LIV				891	1199	2975	1013
Scleractinia	Acroporidae	<i>Acropora suharsonoi</i>	COR					6		1
Scleractinia	Acroporidae	<i>Acropora suharsonoi</i>	LIV		458	1	180	306	122	213
Scleractinia	Acroporidae	<i>Acropora tenuis</i>	CAR	pairs	12					2
Scleractinia	Acroporidae	<i>Acropora tenuis</i>	COR		30001		5000	5000	2	8001
Scleractinia	Acroporidae	<i>Acropora tenuis</i>	LIV		3403	15	2418	7604	2290	3146
Scleractinia	Acroporidae	<i>Acropora tenuis</i>	SPE			5				1
Scleractinia	Acroporidae	<i>Acropora tizardi</i>	LIV				26	8		7
Scleractinia	Acroporidae	<i>Acropora tortuosa</i>	LIV			30	247	21	18	63
Scleractinia	Acroporidae	<i>Acropora tumida</i>	COR			5				1
Scleractinia	Acroporidae	<i>Acropora tumida</i>	LIV				5			1
Scleractinia	Acroporidae	<i>Acropora turaki</i>	LIV				50	83	34	33
Scleractinia	Acroporidae	<i>Acropora tutuilensis</i>	LIV				5	47	22	15
Scleractinia	Acroporidae	<i>Acropora valenciennesi</i>	LIV				2	1	5	2
Scleractinia	Acroporidae	<i>Acropora valida</i>	COR		1	1	10	50	11	15
Scleractinia	Acroporidae	<i>Acropora valida</i>	LIV		2187	43	2375	1632	1613	1570
Scleractinia	Acroporidae	<i>Acropora valida</i>	SPE			8			14	4
Scleractinia	Acroporidae	<i>Acropora variolosa</i>	LIV					47	75	24
Scleractinia	Acroporidae	<i>Acropora vauhani</i>	LIV				49	69	27	29
Scleractinia	Acroporidae	<i>Acropora verweyi</i>	LIV		580		103	28	32	149
Scleractinia	Acroporidae	<i>Acropora walindii</i>	LIV				11	1	5	3
Scleractinia	Acroporidae	<i>Acropora willisae</i>	LIV				52	36	11	20
Scleractinia	Acroporidae	<i>Acropora yongei</i>	LIV		20		516	552	475	313
Scleractinia	Acroporidae	<i>Acroporidae</i> spp.	COR			14				3
Scleractinia	Acroporidae	<i>Acroporidae</i> spp.	LIV					435		87
Scleractinia	Acroporidae	<i>Anacropora forbesi</i>	LIV				20			4
Scleractinia	Acroporidae	<i>Anacropora</i> spp.	LIV				8		20	6
Scleractinia	Acroporidae	<i>Astreopora myriophthalma</i>	COR						12	2
Scleractinia	Acroporidae	<i>Astreopora myriophthalma</i>	LIV					64		13
Scleractinia	Acroporidae	<i>Astreopora myriophthalma</i>	SPE						10	2
Scleractinia	Acroporidae	<i>Astreopora</i> spp.	COR		5	10	8	20		9

Order	Family	Taxon	Term	Unit	2007	2008	2009	2010	2011	Yearly Average
Scleractinia	Acroporidae	<i>Astreopora</i> spp.	LIV		183	40	207	899	137	293
Scleractinia	Acroporidae	<i>Montipora acutata</i>	LIV					15		3
Scleractinia	Acroporidae	<i>Montipora aequituberculata</i>	COR					8	30	8
Scleractinia	Acroporidae	<i>Montipora aequituberculata</i>	LIV		765		13			156
Scleractinia	Acroporidae	<i>Montipora aequituberculata</i>	SPE			6				1
Scleractinia	Acroporidae	<i>Montipora aspera</i>	LIV					20		4
Scleractinia	Acroporidae	<i>Montipora australiensis</i>	LIV					5		1
Scleractinia	Acroporidae	<i>Montipora caliculata</i>	LIV		250					50
Scleractinia	Acroporidae	<i>Montipora capitata</i>	LIV						5	1
Scleractinia	Acroporidae	<i>Montipora capricornis</i>	LIV		210	48	195	138	38	126
Scleractinia	Acroporidae	<i>Montipora confusa</i>	LIV		1306	1			33	268
Scleractinia	Acroporidae	<i>Montipora danae</i>	COR					30		6
Scleractinia	Acroporidae	<i>Montipora danae</i>	LIV		228	139	30	92	9	100
Scleractinia	Acroporidae	<i>Montipora digitata</i>	COR		3	40			601	129
Scleractinia	Acroporidae	<i>Montipora digitata</i>	LIV		1901	316	1171	430	56	775
Scleractinia	Acroporidae	<i>Montipora foliosa</i>	COR				9			2
Scleractinia	Acroporidae	<i>Montipora foliosa</i>	LIV		1652	105	44	5	3	362
Scleractinia	Acroporidae	<i>Montipora foveolata</i>	LIV		68					14
Scleractinia	Acroporidae	<i>Montipora fruticosa</i>	LIV				5			1
Scleractinia	Acroporidae	<i>Montipora hemispherica</i>	LIV		20					4
Scleractinia	Acroporidae	<i>Montipora hirsuta</i>	COR			9				2
Scleractinia	Acroporidae	<i>Montipora hoffmeisteri</i>	LIV			14				3
Scleractinia	Acroporidae	<i>Montipora informis</i>	LIV				19	76	27	24
Scleractinia	Acroporidae	<i>Montipora millepora</i>	LIV		20				28	10
Scleractinia	Acroporidae	<i>Montipora mollis</i>	LIV		40	1	60	22		25
Scleractinia	Acroporidae	<i>Montipora monasteriata</i>	COR			50		5		11
Scleractinia	Acroporidae	<i>Montipora monasteriata</i>	LIV		982	171	35	25	20	247
Scleractinia	Acroporidae	<i>Montipora nodosa</i>	LIV					50		10
Scleractinia	Acroporidae	<i>Montipora peltiformis</i>	LIV					87		17
Scleractinia	Acroporidae	<i>Montipora porites</i>	LIV				10			2
Scleractinia	Acroporidae	<i>Montipora samarensis</i>	LIV						33	7
Scleractinia	Acroporidae	<i>Montipora sinuosa</i>	LIV		15					3
Scleractinia	Acroporidae	<i>Montipora spongiosa</i>	LIV		27			5		6
Scleractinia	Acroporidae	<i>Montipora spongodes</i>	LIV		770	1104	49			385
Scleractinia	Acroporidae	<i>Montipora</i> spp.	COR	kg			1		80	16
Scleractinia	Acroporidae	<i>Montipora</i> spp.	COR		2901	4498	3467	2055	1865	2957
Scleractinia	Acroporidae	<i>Montipora</i> spp.	DER				75			15
Scleractinia	Acroporidae	<i>Montipora</i> spp.	LIV	kg	227	52				56



Order	Family	Taxon	Term	Unit	2007	2008	2009	2010	2011	Yearly Average
Scleractinia	Acroporidae	<i>Montipora</i> spp.	LIV		334309	30072	22031	21541	19688	85528
Scleractinia	Acroporidae	<i>Montipora</i> spp.	SPE		1			5	1	1
Scleractinia	Acroporidae	<i>Montipora spumosa</i>	LIV		581	16	45			128
Scleractinia	Acroporidae	<i>Montipora tuberculosa</i>	LIV		201	130	1			66
Scleractinia	Acroporidae	<i>Montipora turgescens</i>	LIV			19				4
Scleractinia	Acroporidae	<i>Montipora undata</i>	LIV			1	6	9	3	4
Scleractinia	Acroporidae	<i>Montipora venosa</i>	LIV				24		5	6
Scleractinia	Acroporidae	<i>Montipora verrucosa</i>	COR			60	4		1	13
Scleractinia	Acroporidae	<i>Montipora verrucosa</i>	LIV		3112	31		125		654
Scleractinia	Agariciidae	<i>Agaricia agaricites</i>	COR	kg	7471	2718	1394	1062		2529
Scleractinia	Agariciidae	<i>Agaricia agaricites</i>	COR			4	9710	11904	8067	5937
Scleractinia	Agariciidae	<i>Agaricia agaricites</i>	LIV	kg	80826	6605	644	199	883	17831
Scleractinia	Agariciidae	<i>Agaricia agaricites</i>	LIV		11779		12449	14587	12795	10322
Scleractinia	Agariciidae	<i>Agaricia agaricites</i>	SPE		30					6
Scleractinia	Agariciidae	<i>Agaricia fragilis</i>	SPE				45			9
Scleractinia	Agariciidae	<i>Agaricia</i> spp.	LIV				50			10
Scleractinia	Agariciidae	<i>Agaricia tenuifolia</i>	COR						31	6
Scleractinia	Agariciidae	<i>Coeloseris mayeri</i>	LIV				15			3
Scleractinia	Agariciidae	<i>Gardineroseris planulata</i>	COR		1	6		27	3	7
Scleractinia	Agariciidae	<i>Gardineroseris planulata</i>	SPE				25	20		9
Scleractinia	Agariciidae	<i>Helioseris cucullata</i>	LIV				15			3
Scleractinia	Agariciidae	<i>Leptoseris explanata</i>	LIV		30		32			12
Scleractinia	Agariciidae	<i>Leptoseris foliosa</i>	LIV		100	100				40
Scleractinia	Agariciidae	<i>Leptoseris</i> spp.	COR		3	9		10	6	6
Scleractinia	Agariciidae	<i>Leptoseris</i> spp.	LIV		83	78	156	152	157	125
Scleractinia	Agariciidae	<i>Leptoseris</i> spp.	SPE		5					1
Scleractinia	Agariciidae	<i>Leptoseris tubulifera</i>	SPE						15	3
Scleractinia	Agariciidae	<i>Pachyseris foliosa</i>	LIV				5	4		2
Scleractinia	Agariciidae	<i>Pachyseris rugosa</i>	COR	kg					30	6
Scleractinia	Agariciidae	<i>Pachyseris rugosa</i>	COR		568	1121	944	2316	294	1049
Scleractinia	Agariciidae	<i>Pachyseris rugosa</i>	LIV		547	2484	1614	2618	479	1548
Scleractinia	Agariciidae	<i>Pachyseris speciosa</i>	COR		2			10	1	3
Scleractinia	Agariciidae	<i>Pachyseris speciosa</i>	LIV		42	50	10	1247	7	271
Scleractinia	Agariciidae	<i>Pachyseris</i> spp.	LIV		52	42				19
Scleractinia	Agariciidae	<i>Pavona cactus</i>	COR		20			30		10
Scleractinia	Agariciidae	<i>Pavona cactus</i>	LIV		512	181	20			143
Scleractinia	Agariciidae	<i>Pavona cactus</i>	SPE					30		6
Scleractinia	Agariciidae	<i>Pavona chiriquiensis</i>	SPE		5					1

Order	Family	Taxon	Term	Unit	2007	2008	2009	2010	2011	Yearly Average
Scleractinia	Agariciidae	<i>Pavona clavus</i>	COR	kg		20				4
Scleractinia	Agariciidae	<i>Pavona clavus</i>	COR			11		7		4
Scleractinia	Agariciidae	<i>Pavona clavus</i>	SPE		15		25	20		12
Scleractinia	Agariciidae	<i>Pavona decussata</i>	COR			83	765	1430	548	565
Scleractinia	Agariciidae	<i>Pavona decussata</i>	LIV		25		109	59	27	44
Scleractinia	Agariciidae	<i>Pavona decussata</i>	SPE		5					1
Scleractinia	Agariciidae	<i>Pavona gigantea</i>	SPE				25	20		9
Scleractinia	Agariciidae	<i>Pavona maldivensis</i>	LIV		530	258		60	10	172
Scleractinia	Agariciidae	<i>Pavona</i> spp.	COR	kg					100	20
Scleractinia	Agariciidae	<i>Pavona</i> spp.	COR		1	53	687	422	263	285
Scleractinia	Agariciidae	<i>Pavona</i> spp.	LIV		3425	8298	7877	10235	3456	6658
Scleractinia	Agariciidae	<i>Pavona</i> spp.	SPE		2		1	3		1
Scleractinia	Agariciidae	<i>Pavona varians</i>	LIV		111	4				23
Scleractinia	Agariciidae	<i>Pavona varians</i>	SPE		1		25			5
Scleractinia	Astrocoeniidae	<i>Stephanocoenia intersepta</i>	LIV						10	2
Scleractinia	Astrocoeniidae	<i>Stephanocoenia intersepta</i>	SPE				19			4
Scleractinia	Astrocoeniidae	<i>Stylocoeniella guentheri</i>	COR		2			3		1
Scleractinia	Astrocoeniidae	<i>Stylocoeniella</i> spp.	COR		1		1		5	1
Scleractinia	Caryophylliidae	<i>Caryophyllia huinayensis</i>	COR			6				1
Scleractinia	Caryophylliidae	<i>Caryophyllia</i> spp.	COR				5			1
Scleractinia	Caryophylliidae	<i>Caryophyllia</i> spp.	SPE			6				1
Scleractinia	Caryophylliidae	<i>Catalaphyllia jardinei</i>	COR		323	2643	3585	3391	2391	2467
Scleractinia	Caryophylliidae	<i>Catalaphyllia jardinei</i>	LIV	kg		73	7	1000	30	222
Scleractinia	Caryophylliidae	<i>Catalaphyllia jardinei</i>	LIV		31981	30568	36908	43969	53165	39318
Scleractinia	Caryophylliidae	<i>Catalaphyllia plicata</i>	LIV					80		16
Scleractinia	Caryophylliidae	<i>Catalaphyllia</i> spp.	LIV		534	35	5	8	5	117
Scleractinia	Caryophylliidae	<i>Cryptochus</i> spp.	LIV		20					4
Scleractinia	Caryophylliidae	<i>Desmophyllum dianthus</i>	COR		75	24	292			78
Scleractinia	Caryophylliidae	<i>Desmophyllum dianthus</i>	LIV				29	20	50	20
Scleractinia	Caryophylliidae	<i>Desmophyllum dianthus</i>	SPE					30	30	12
Scleractinia	Caryophylliidae	<i>Euphyllia ancora</i>	COR		351	1047	1177	1250	903	946
Scleractinia	Caryophylliidae	<i>Euphyllia ancora</i>	DER				25			5
Scleractinia	Caryophylliidae	<i>Euphyllia ancora</i>	LIV	kg	5	7	30		20	12
Scleractinia	Caryophylliidae	<i>Euphyllia ancora</i>	LIV		33144	36409	39065	38775	36850	36849
Scleractinia	Caryophylliidae	<i>Euphyllia cristata</i>	CAR		20					4
Scleractinia	Caryophylliidae	<i>Euphyllia cristata</i>	COR		512	1955	2403	2598	2283	1950
Scleractinia	Caryophylliidae	<i>Euphyllia cristata</i>	LIV	kg		30				6
Scleractinia	Caryophylliidae	<i>Euphyllia cristata</i>	LIV		30262	27847	31766	29480	26745	29220

Order	Family	Taxon	Term	Unit	2007	2008	2009	2010	2011	Yearly Average
Scleractinia	Caryophylliidae	<i>Euphyllia divisa</i>	COR			362	475	574	322	347
Scleractinia	Caryophylliidae	<i>Euphyllia divisa</i>	LIV		3312	2987	3730	6356	8707	5018
Scleractinia	Caryophylliidae	<i>Euphyllia fimbriata</i>	LIV					90	202	58
Scleractinia	Caryophylliidae	<i>Euphyllia glabrescens</i>	CAR						5	1
Scleractinia	Caryophylliidae	<i>Euphyllia glabrescens</i>	COR	kg					25	5
Scleractinia	Caryophylliidae	<i>Euphyllia glabrescens</i>	COR		564	877	1663	902	661	933
Scleractinia	Caryophylliidae	<i>Euphyllia glabrescens</i>	LIV	kg	3000					600
Scleractinia	Caryophylliidae	<i>Euphyllia glabrescens</i>	LIV		39575	34925	35204	33645	37365	36143
Scleractinia	Caryophylliidae	<i>Euphyllia paraancora</i>	COR			258	22		38	64
Scleractinia	Caryophylliidae	<i>Euphyllia paraancora</i>	LIV		3930	1371	63	283	395	1208
Scleractinia	Caryophylliidae	<i>Euphyllia paradivisa</i>	COR		15	40	12			13
Scleractinia	Caryophylliidae	<i>Euphyllia paradivisa</i>	LIV		4496	2113	1542	1430	1385	2193
Scleractinia	Caryophylliidae	<i>Euphyllia</i> spp.	COR		13	2		100		23
Scleractinia	Caryophylliidae	<i>Euphyllia</i> spp.	LIV		1073	209	334	558	25	440
Scleractinia	Caryophylliidae	<i>Euphyllia yaeyamaensis</i>	COR		30	40	45	83	50	50
Scleractinia	Caryophylliidae	<i>Euphyllia yaeyamaensis</i>	LIV		2216	120	170	303	385	639
Scleractinia	Caryophylliidae	<i>Heterocyathus alternatus</i>	LIV		21					4
Scleractinia	Caryophylliidae	<i>Lophelia pertusa</i>	COR	kg		8	5		37	10
Scleractinia	Caryophylliidae	<i>Lophelia pertusa</i>	LIV	kg	26	18				9
Scleractinia	Caryophylliidae	<i>Lophelia pertusa</i>	SPE	kg			8			2
Scleractinia	Caryophylliidae	<i>Lophelia pertusa</i>	SPE					200	95	59
Scleractinia	Caryophylliidae	<i>Lophelia</i> spp.	LIV						8	2
Scleractinia	Caryophylliidae	<i>Montigyra</i> spp.	LIV		4		15			4
Scleractinia	Caryophylliidae	<i>Physogyra lichtensteini</i>	COR		141	224	258	476	372	294
Scleractinia	Caryophylliidae	<i>Physogyra lichtensteini</i>	LIV	kg			17			3
Scleractinia	Caryophylliidae	<i>Physogyra lichtensteini</i>	LIV		10457	9891	11260	11519	10463	10718
Scleractinia	Caryophylliidae	<i>Physogyra</i> spp.	COR				6	6		2
Scleractinia	Caryophylliidae	<i>Physogyra</i> spp.	LIV		22	98	34	25	40	44
Scleractinia	Caryophylliidae	<i>Plerogyra discus</i>	LIV			156	125	4		57
Scleractinia	Caryophylliidae	<i>Plerogyra simplex</i>	COR	kg					50	10
Scleractinia	Caryophylliidae	<i>Plerogyra simplex</i>	COR				306	105	70	96
Scleractinia	Caryophylliidae	<i>Plerogyra simplex</i>	LIV		1040	3360	2920	3757	1705	2556
Scleractinia	Caryophylliidae	<i>Plerogyra sinuosa</i>	COR		321	1961	2390	2288	2185	1829
Scleractinia	Caryophylliidae	<i>Plerogyra sinuosa</i>	LIV	kg	6	10				3
Scleractinia	Caryophylliidae	<i>Plerogyra sinuosa</i>	LIV		29014	29665	33845	34906	35536	32593
Scleractinia	Caryophylliidae	<i>Plerogyra</i> spp.	COR		1			23	174	40
Scleractinia	Caryophylliidae	<i>Plerogyra</i> spp.	LIV		2886	1912	1214	834	1034	1576
Scleractinia	Caryophylliidae	<i>Plerogyra turbida</i>	COR		99	1137	1574	2726	2341	1575

Order	Family	Taxon	Term	Unit	2007	2008	2009	2010	2011	Yearly Average
Scleractinia	Caryophylliidae	<i>Plerogyra turbida</i>	LIV	kg			20			4
Scleractinia	Caryophylliidae	<i>Plerogyra turbida</i>	LIV		13928	11671	12353	21259	10987	14040
Scleractinia	Caryophylliidae	<i>Rhizosmilia gerdae</i>	SPE						125	25
Scleractinia	Caryophylliidae	<i>Solenosmilia variabilis</i>	SPE			15				3
Scleractinia	Dendrophylliidae	<i>Balanophyllia bairdiana</i>	LIV			33	149	97	16	59
Scleractinia	Dendrophylliidae	<i>Balanophyllia europaea</i>	COR						30	6
Scleractinia	Dendrophylliidae	<i>Balanophyllia europaea</i>	LIV		10		100		1	22
Scleractinia	Dendrophylliidae	<i>Balanophyllia</i> spp.	COR				6	3	2	2
Scleractinia	Dendrophylliidae	<i>Balanophyllia</i> spp.	LIV		12	63	645	884	135	348
Scleractinia	Dendrophylliidae	<i>Cladopsammia gracilis</i>	LIV		6	2	135	43	29	43
Scleractinia	Dendrophylliidae	<i>Dendrophyllia alcocki</i>	LIV			159	441	55		131
Scleractinia	Dendrophylliidae	<i>Dendrophyllia arbuscula</i>	LIV						80	16
Scleractinia	Dendrophylliidae	<i>Dendrophyllia coccinea</i>	LIV		15	560				115
Scleractinia	Dendrophylliidae	<i>Dendrophyllia</i> spp.	COR		39	87	40	91	122	76
Scleractinia	Dendrophylliidae	<i>Dendrophyllia</i> spp.	LIV		837	1615	4527	1023	1361	1873
Scleractinia	Dendrophylliidae	<i>Dendrophylliidae</i> spp.	LIV					2892		578
Scleractinia	Dendrophylliidae	<i>Duncanopsammia axifuga</i>	COR		45	149	559	194	66	203
Scleractinia	Dendrophylliidae	<i>Duncanopsammia axifuga</i>	LIV		1995	6551	7683	15335	20148	10342
Scleractinia	Dendrophylliidae	<i>Duncanopsammia</i> spp.	LIV	kg			100			20
Scleractinia	Dendrophylliidae	<i>Duncanopsammia</i> spp.	LIV		2	36	355			79
Scleractinia	Dendrophylliidae	<i>Eguchipsammia fistula</i>	COR		218	5190	5608	5175	5004	4239
Scleractinia	Dendrophylliidae	<i>Eguchipsammia fistula</i>	LIV		19334	18889	18630	18881	2895	15726
Scleractinia	Dendrophylliidae	<i>Enallopsammia profunda</i>	SPE						25	5
Scleractinia	Dendrophylliidae	<i>Heteropsammia cochlea</i>	COR					100		20
Scleractinia	Dendrophylliidae	<i>Heteropsammia cochlea</i>	LIV				514	1343	146	401
Scleractinia	Dendrophylliidae	<i>Heteropsammia</i> spp.	LIV					20		4
Scleractinia	Dendrophylliidae	<i>Tabastraea coccinea</i>	COR		100	26	241	13		76
Scleractinia	Dendrophylliidae	<i>Tabastraea coccinea</i>	LIV		6558	6763	6642	1173	1890	4605
Scleractinia	Dendrophylliidae	<i>Tabastraea coccinea</i>	SPE		50	50				20
Scleractinia	Dendrophylliidae	<i>Tabastraea diaphana</i>	LIV					5		1
Scleractinia	Dendrophylliidae	<i>Tabastraea faulkneri</i>	COR			6	30			7
Scleractinia	Dendrophylliidae	<i>Tabastraea faulkneri</i>	LIV		956	525	313	501	169	493
Scleractinia	Dendrophylliidae	<i>Tabastraea floreana</i>	LIV					5		1
Scleractinia	Dendrophylliidae	<i>Tabastraea micranthus</i>	COR		4272	3605	267	90	322	1711
Scleractinia	Dendrophylliidae	<i>Tabastraea micranthus</i>	LIV	kg			5			1
Scleractinia	Dendrophylliidae	<i>Tabastraea micranthus</i>	LIV		331	96	181	278	91	195
Scleractinia	Dendrophylliidae	<i>Tabastraea</i> spp.	COR			182	223	412	156	195
Scleractinia	Dendrophylliidae	<i>Tabastraea</i> spp.	DER				51			10

Order	Family	Taxon	Term	Unit	2007	2008	2009	2010	2011	Yearly Average
Scleractinia	Dendrophylliidae	<i>Tubastraea</i> spp.	LIV	kg			20			4
Scleractinia	Dendrophylliidae	<i>Tubastraea</i> spp.	LIV		6753	4459	5323	11198	9935	7534
Scleractinia	Dendrophylliidae	<i>Tubastraea</i> spp.	SPE		1	7				2
Scleractinia	Dendrophylliidae	<i>Tubastraea tagusensis</i>	LIV						5	1
Scleractinia	Dendrophylliidae	<i>Turbinaria bifrons</i>	LIV				3	10		3
Scleractinia	Dendrophylliidae	<i>Turbinaria frondens</i>	LIV		67	33		7	2	22
Scleractinia	Dendrophylliidae	<i>Turbinaria heronensis</i>	LIV					29	15	9
Scleractinia	Dendrophylliidae	<i>Turbinaria mantonae</i>	COR					95	20	23
Scleractinia	Dendrophylliidae	<i>Turbinaria marmorea</i>	LIV			10				2
Scleractinia	Dendrophylliidae	<i>Turbinaria mesenterina</i>	COR	kg		33	1			7
Scleractinia	Dendrophylliidae	<i>Turbinaria mesenterina</i>	COR		288	1128	1267	1311	336	866
Scleractinia	Dendrophylliidae	<i>Turbinaria mesenterina</i>	LIV		17327	17127	18249	27600	2301	16521
Scleractinia	Dendrophylliidae	<i>Turbinaria patula</i>	LIV		10		5			3
Scleractinia	Dendrophylliidae	<i>Turbinaria peltata</i>	COR		281	1152	1425	1115	1951	1185
Scleractinia	Dendrophylliidae	<i>Turbinaria peltata</i>	LIV	kg				5		1
Scleractinia	Dendrophylliidae	<i>Turbinaria peltata</i>	LIV		15554	15291	16330	16483	15239	15779
Scleractinia	Dendrophylliidae	<i>Turbinaria reniformis</i>	COR			35	1535	176	1311	611
Scleractinia	Dendrophylliidae	<i>Turbinaria reniformis</i>	LIV	kg			10	40	2	10
Scleractinia	Dendrophylliidae	<i>Turbinaria reniformis</i>	LIV		2190	3345	1494	1613	6789	3086
Scleractinia	Dendrophylliidae	<i>Turbinaria reniformis</i>	SPE		15					3
Scleractinia	Dendrophylliidae	<i>Turbinaria</i> spp.	COR	kg	13			12	115	28
Scleractinia	Dendrophylliidae	<i>Turbinaria</i> spp.	COR		4597	3239	739	278	104	1791
Scleractinia	Dendrophylliidae	<i>Turbinaria</i> spp.	LIV	kg	56	19		20	2	19
Scleractinia	Dendrophylliidae	<i>Turbinaria</i> spp.	LIV		9247	9503	7579	8808	17434	10514
Scleractinia	Dendrophylliidae	<i>Turbinaria stellulata</i>	LIV			39	50			18
Scleractinia	Faviidae	<i>Australogyra</i> spp.	LIV		13					3
Scleractinia	Faviidae	<i>Australogyra zelli</i>	COR				5			1
Scleractinia	Faviidae	<i>Australogyra zelli</i>	LIV		64	124	163	68	29	90
Scleractinia	Faviidae	<i>Barabattoia amicornum</i>	LIV			12	5			3
Scleractinia	Faviidae	<i>Barabattoia</i> spp.	LIV		52	19	211			56
Scleractinia	Faviidae	<i>Caulastraea curvata</i>	COR		4				1	1
Scleractinia	Faviidae	<i>Caulastraea curvata</i>	LIV		867	125		36	3	206
Scleractinia	Faviidae	<i>Caulastraea echinulata</i>	COR		153	342	438	563	458	391
Scleractinia	Faviidae	<i>Caulastraea echinulata</i>	LIV	kg					18	4
Scleractinia	Faviidae	<i>Caulastraea echinulata</i>	LIV		9453	9890	10574	10688	10001	10121
Scleractinia	Faviidae	<i>Caulastraea furcata</i>	COR		15	7	77		7	21
Scleractinia	Faviidae	<i>Caulastraea furcata</i>	LIV		846	144	774	619	2600	997
Scleractinia	Faviidae	<i>Caulastraea</i> spp.	COR	kg					50	10

Order	Family	Taxon	Term	Unit	2007	2008	2009	2010	2011	Yearly Average
Scleractinia	Faviidae	<i>Caulastrea</i> spp.	COR		15	111	489	482	432	306
Scleractinia	Faviidae	<i>Caulastrea</i> spp.	DER				12			2
Scleractinia	Faviidae	<i>Caulastrea</i> spp.	LIV		10096	6495	4809	20352	14596	11270
Scleractinia	Faviidae	<i>Caulastrea tumida</i>	COR		177	527	474	98		255
Scleractinia	Faviidae	<i>Caulastrea tumida</i>	LIV		12271	12570	13463	1313	88	7941
Scleractinia	Faviidae	<i>Colpophyllia natans</i>	SPE		5				36	8
Scleractinia	Faviidae	<i>Cyphastrea decadia</i>	LIV		10					2
Scleractinia	Faviidae	<i>Cyphastrea ocellina</i>	LIV					73	46	24
Scleractinia	Faviidae	<i>Cyphastrea serailia</i>	COR	kg				12		2
Scleractinia	Faviidae	<i>Cyphastrea serailia</i>	COR			139	111	43	37	66
Scleractinia	Faviidae	<i>Cyphastrea serailia</i>	LIV		450	450	500	492	500	478
Scleractinia	Faviidae	<i>Cyphastrea</i> spp.	COR		12	9	19	14	15	14
Scleractinia	Faviidae	<i>Cyphastrea</i> spp.	LIV		80	66	407	288	259	220
Scleractinia	Faviidae	<i>Diploastrea heliopora</i>	COR	kg		20	255	156		86
Scleractinia	Faviidae	<i>Diploastrea heliopora</i>	COR		155	82	59	47	63	81
Scleractinia	Faviidae	<i>Diploastrea heliopora</i>	LIV		532	641	642	565	228	522
Scleractinia	Faviidae	<i>Diploastrea heliopora</i>	SPE	kg			182	26		42
Scleractinia	Faviidae	<i>Diploastrea heliopora</i>	SPE						12	2
Scleractinia	Faviidae	<i>Diploastrea</i> spp.	LIV		43	29		19		18
Scleractinia	Faviidae	<i>Diploria clivosa</i>	SPE		5					1
Scleractinia	Faviidae	<i>Diploria labyrinthiformis</i>	COR			15				3
Scleractinia	Faviidae	<i>Diploria labyrinthiformis</i>	COR			1	2	1	27	6
Scleractinia	Faviidae	<i>Diploria labyrinthiformis</i>	LIV				20			4
Scleractinia	Faviidae	<i>Diploria labyrinthiformis</i>	SPE		5	17	57		27	21
Scleractinia	Faviidae	<i>Diploria</i> spp.	COR				3	2		1
Scleractinia	Faviidae	<i>Diploria</i> spp.	SPE						10000	2000
Scleractinia	Faviidae	<i>Diploria strigosa</i>	COR				100	37	2	28
Scleractinia	Faviidae	<i>Diploria strigosa</i>	SPE		5		58		36	20
Scleractinia	Faviidae	<i>Echinopora ashmorensis</i>	LIV				10			2
Scleractinia	Faviidae	<i>Echinopora gemmacea</i>	LIV			103	26			26
Scleractinia	Faviidae	<i>Echinopora hirsutissima</i>	LIV			183	10			39
Scleractinia	Faviidae	<i>Echinopora horrida</i>	LIV		85	251	121		16	95
Scleractinia	Faviidae	<i>Echinopora lamellosa</i>	COR		43	10	62	32	5	30
Scleractinia	Faviidae	<i>Echinopora lamellosa</i>	LIV	kg	2		50			10
Scleractinia	Faviidae	<i>Echinopora lamellosa</i>	LIV		1736	1431	3796	1474	854	1858
Scleractinia	Faviidae	<i>Echinopora mammiformis</i>	LIV		65					13
Scleractinia	Faviidae	<i>Echinopora</i> spp.	COR			7		36		9
Scleractinia	Faviidae	<i>Echinopora</i> spp.	LIV		405	439	248	477	52	324



Order	Family	Taxon	Term	Unit	2007	2008	2009	2010	2011	Yearly Average
Scleractinia	Faviidae	<i>Favia albidus</i>	LIV		10				15	5
Scleractinia	Faviidae	<i>Favia fавus</i>	COR		11					2
Scleractinia	Faviidae	<i>Favia fавus</i>	LIV	kg				12		2
Scleractinia	Faviidae	<i>Favia fавus</i>	LIV				5	13		4
Scleractinia	Faviidae	<i>Favia fragum</i>	COR			28			614	128
Scleractinia	Faviidae	<i>Favia fragum</i>	LIV			11	3		1396	282
Scleractinia	Faviidae	<i>Favia fragum</i>	SPE		3250	7	210	221	540	846
Scleractinia	Faviidae	<i>Favia helianthoides</i>	COR		13					3
Scleractinia	Faviidae	<i>Favia lacuna</i>	COR	kg		20				4
Scleractinia	Faviidae	<i>Favia lizardensis</i>	COR		10					2
Scleractinia	Faviidae	<i>Favia lizardensis</i>	LIV				6			1
Scleractinia	Faviidae	<i>Favia maritima</i>	LIV			3	9	1		3
Scleractinia	Faviidae	<i>Favia matthaii</i>	COR		8				2	2
Scleractinia	Faviidae	<i>Favia pallida</i>	COR		81	183	141	89	171	133
Scleractinia	Faviidae	<i>Favia pallida</i>	LIV	kg				5		1
Scleractinia	Faviidae	<i>Favia pallida</i>	LIV		4733	4512	5057	5015	4772	4818
Scleractinia	Faviidae	<i>Favia pallida</i>	SPE			13				3
Scleractinia	Faviidae	<i>Favia rotumana</i>	COR		7					1
Scleractinia	Faviidae	<i>Favia rotumana</i>	LIV		58	30				18
Scleractinia	Faviidae	<i>Favia rotundata</i>	LIV		342	229	45			123
Scleractinia	Faviidae	<i>Favia speciosa</i>	COR		21					4
Scleractinia	Faviidae	<i>Favia speciosa</i>	LIV		375	542	245	17	50	246
Scleractinia	Faviidae	<i>Favia spp.</i>	CAR		11					2
Scleractinia	Faviidae	<i>Favia spp.</i>	COR	kg				9	63	14
Scleractinia	Faviidae	<i>Favia spp.</i>	COR		24	153	586	644	190	319
Scleractinia	Faviidae	<i>Favia spp.</i>	DER				6			1
Scleractinia	Faviidae	<i>Favia spp.</i>	LIV	kg	5			9		3
Scleractinia	Faviidae	<i>Favia spp.</i>	LIV		8307	10086	10244	14527	15644	11762
Scleractinia	Faviidae	<i>Favia spp.</i>	SPE		345	15		12	162	107
Scleractinia	Faviidae	<i>Favia stelligera</i>	COR	kg		20				4
Scleractinia	Faviidae	<i>Favia stelligera</i>	COR					8	6	3
Scleractinia	Faviidae	<i>Favia truncatus</i>	COR		5					1
Scleractinia	Faviidae	<i>Favia veroni</i>	LIV			48	274	10	10	68
Scleractinia	Faviidae	<i>Faviidae spp.</i>	COR		4	1	49	120		35
Scleractinia	Faviidae	<i>Faviidae spp.</i>	LIV			4		12		3
Scleractinia	Faviidae	<i>Faviidae spp.</i>	SPE		3			22	124	30
Scleractinia	Faviidae	<i>Favites abdita</i>	COR	kg		20				4
Scleractinia	Faviidae	<i>Favites abdita</i>	COR		134	240	205	271	219	214



Order	Family	Taxon	Term	Unit	2007	2008	2009	2010	2011	Yearly Average
Scleractinia	Faviidae	<i>Favites abdita</i>	LIV		5243	4601	5493	5479	5167	5197
Scleractinia	Faviidae	<i>Favites chinensis</i>	COR		42	220	352	311	289	243
Scleractinia	Faviidae	<i>Favites chinensis</i>	LIV	kg			10			2
Scleractinia	Faviidae	<i>Favites chinensis</i>	LIV		7091	7180	7925	7967	7490	7531
Scleractinia	Faviidae	<i>Favites complanata</i>	LIV			11	14	60		17
Scleractinia	Faviidae	<i>Favites halicora</i>	COR		4				1	1
Scleractinia	Faviidae	<i>Favites halicora</i>	LIV	kg		20				4
Scleractinia	Faviidae	<i>Favites halicora</i>	LIV		374	314	30	1		144
Scleractinia	Faviidae	<i>Favites paraflexuosa</i>	LIV			14	24		1	8
Scleractinia	Faviidae	<i>Favites pentagona</i>	LIV			47	32	193	378	130
Scleractinia	Faviidae	<i>Favites peresi</i>	COR			22				4
Scleractinia	Faviidae	<i>Favites rotundata</i>	LIV		8					2
Scleractinia	Faviidae	<i>Favites russelli</i>	LIV			46	328	42		83
Scleractinia	Faviidae	<i>Favites</i> spp.	COR	kg			1	2	84	18
Scleractinia	Faviidae	<i>Favites</i> spp.	COR		2	254	744	564	168	346
Scleractinia	Faviidae	<i>Favites</i> spp.	LIV		11320	9905	7712	13351	13318	11121
Scleractinia	Faviidae	<i>Favites</i> spp.	SPE			5		60	84	30
Scleractinia	Faviidae	<i>Goniastrea aspera</i>	COR	kg		20				4
Scleractinia	Faviidae	<i>Goniastrea aspera</i>	COR				10	1	1	2
Scleractinia	Faviidae	<i>Goniastrea aspera</i>	LIV			8	16	9		7
Scleractinia	Faviidae	<i>Goniastrea australensis</i>	COR		1	50	40	50	5	29
Scleractinia	Faviidae	<i>Goniastrea australensis</i>	LIV		244	498	1158	853	265	604
Scleractinia	Faviidae	<i>Goniastrea edwardsi</i>	COR	kg		20				4
Scleractinia	Faviidae	<i>Goniastrea edwardsi</i>	COR			28			1	6
Scleractinia	Faviidae	<i>Goniastrea edwardsi</i>	LIV		2	3	9			3
Scleractinia	Faviidae	<i>Goniastrea favulus</i>	COR						6	1
Scleractinia	Faviidae	<i>Goniastrea favulus</i>	LIV			15			4	4
Scleractinia	Faviidae	<i>Goniastrea palauensis</i>	COR				9	40		10
Scleractinia	Faviidae	<i>Goniastrea palauensis</i>	LIV		193	162	220	365	431	274
Scleractinia	Faviidae	<i>Goniastrea pectinata</i>	COR		22	95	185	177	40	104
Scleractinia	Faviidae	<i>Goniastrea pectinata</i>	LIV		1792	1704	1870	1877	231	1495
Scleractinia	Faviidae	<i>Goniastrea retiformis</i>	COR	kg			50			10
Scleractinia	Faviidae	<i>Goniastrea retiformis</i>	COR			43	83	76	107	62
Scleractinia	Faviidae	<i>Goniastrea retiformis</i>	LIV		950	900	1000	1000	975	965
Scleractinia	Faviidae	<i>Goniastrea</i> spp.	COR	kg			1	3	80	17
Scleractinia	Faviidae	<i>Goniastrea</i> spp.	COR		5	150	560	382	226	265
Scleractinia	Faviidae	<i>Goniastrea</i> spp.	LIV		2197	4421	5495	6819	7297	5246
Scleractinia	Faviidae	<i>Goniastrea</i> spp.	SPE			10				2

Order	Family	Taxon	Term	Unit	2007	2008	2009	2010	2011	Yearly Average
Scleractinia	Faviidae	<i>Leptastrea inaequalis</i>	LIV			64	38			20
Scleractinia	Faviidae	<i>Leptastrea purpurea</i>	COR						9	2
Scleractinia	Faviidae	<i>Leptastrea purpurea</i>	LIV			4	147	51	129	66
Scleractinia	Faviidae	<i>Leptastrea</i> spp.	COR		3	27	15	69		23
Scleractinia	Faviidae	<i>Leptastrea</i> spp.	LIV		298	532	729	974	3725	1252
Scleractinia	Faviidae	<i>Leptoria irregularis</i>	COR					15		3
Scleractinia	Faviidae	<i>Leptoria irregularis</i>	LIV			54	115			34
Scleractinia	Faviidae	<i>Leptoria phrygia</i>	COR		2	30	49	4	4	18
Scleractinia	Faviidae	<i>Leptoria phrygia</i>	LIV		527	733	684	385	162	498
Scleractinia	Faviidae	<i>Leptoria</i> spp.	CAR		16					3
Scleractinia	Faviidae	<i>Leptoria</i> spp.	COR			32	35	5	6	16
Scleractinia	Faviidae	<i>Leptoria</i> spp.	LIV		281	69	1	3		71
Scleractinia	Faviidae	<i>Manicina areolata</i>	SPE		6					1
Scleractinia	Faviidae	<i>Montastrea annularis</i>	COR			55		16		14
Scleractinia	Faviidae	<i>Montastrea annularis</i>	LIV		19	5	40	33	22	24
Scleractinia	Faviidae	<i>Montastrea annularis</i>	SPE		1005	170			10000	2235
Scleractinia	Faviidae	<i>Montastrea annuligera</i>	COR		35	208	223	145	128	148
Scleractinia	Faviidae	<i>Montastrea annuligera</i>	LIV	kg		5				1
Scleractinia	Faviidae	<i>Montastrea annuligera</i>	LIV		2842	2684	2934	2959	2898	2863
Scleractinia	Faviidae	<i>Montastrea cavernosa</i>	CAR		100					20
Scleractinia	Faviidae	<i>Montastrea cavernosa</i>	COR					5		1
Scleractinia	Faviidae	<i>Montastrea cavernosa</i>	LIV				100		20	24
Scleractinia	Faviidae	<i>Montastrea cavernosa</i>	SPE		197	66	251		86	120
Scleractinia	Faviidae	<i>Montastrea curta</i>	COR					8	4	2
Scleractinia	Faviidae	<i>Montastrea curta</i>	LIV		12					2
Scleractinia	Faviidae	<i>Montastrea faveolata</i>	CAR		200	15				43
Scleractinia	Faviidae	<i>Montastrea faveolata</i>	COR	cm2			120			24
Scleractinia	Faviidae	<i>Montastrea faveolata</i>	COR	cm3					156	31
Scleractinia	Faviidae	<i>Montastrea faveolata</i>	COR		27	27		260	330	129
Scleractinia	Faviidae	<i>Montastrea faveolata</i>	LIV				25			5
Scleractinia	Faviidae	<i>Montastrea faveolata</i>	SPE	cm2					94	19
Scleractinia	Faviidae	<i>Montastrea faveolata</i>	SPE		327	15	48	141	117	130
Scleractinia	Faviidae	<i>Montastrea franksi</i>	COR						20	4
Scleractinia	Faviidae	<i>Montastrea franksi</i>	SPE		130		149		20	60
Scleractinia	Faviidae	<i>Montastrea magnistellata</i>	LIV		96					19
Scleractinia	Faviidae	<i>Montastrea</i> spp.	COR		8	53	36	25	20	28
Scleractinia	Faviidae	<i>Montastrea</i> spp.	LIV		2033	1125	934	523	486	1020
Scleractinia	Faviidae	<i>Montastrea</i> spp.	SPE			6				1

Order	Family	Taxon	Term	Unit	2007	2008	2009	2010	2011	Yearly Average
Scleractinia	Faviidae	<i>Montastrea valenciennesi</i>	COR		36	312	297	245	249	228
Scleractinia	Faviidae	<i>Montastrea valenciennesi</i>	LIV		3590	3563	3922	3985	3850	3782
Scleractinia	Faviidae	<i>Moseleya latistellata</i>	COR	kg				2	5	1
Scleractinia	Faviidae	<i>Moseleya latistellata</i>	COR			10	68	61		28
Scleractinia	Faviidae	<i>Moseleya latistellata</i>	LIV		320	635	2601	5712	8566	3567
Scleractinia	Faviidae	<i>Moseleya</i> spp.	LIV		8	16	52	7		17
Scleractinia	Faviidae	<i>Oulophyllia bennettae</i>	LIV		1	13		38	25	15
Scleractinia	Faviidae	<i>Oulophyllia crista</i>	COR				3	6		2
Scleractinia	Faviidae	<i>Oulophyllia crista</i>	LIV			9	40	121	104	55
Scleractinia	Faviidae	<i>Oulophyllia</i> spp.	COR		2	10	11			5
Scleractinia	Faviidae	<i>Oulophyllia</i> spp.	LIV		9	2	6	10	2	6
Scleractinia	Faviidae	<i>Parasimplastrea</i> spp.	COR			7				1
Scleractinia	Faviidae	<i>Platygyra acuta</i>	LIV			209	135			69
Scleractinia	Faviidae	<i>Platygyra daedalea</i>	COR	kg		108	50	60		44
Scleractinia	Faviidae	<i>Platygyra daedalea</i>	COR					6	4	2
Scleractinia	Faviidae	<i>Platygyra daedalea</i>	LIV		958		118	15	45	227
Scleractinia	Faviidae	<i>Platygyra daedalea</i>	SPE	kg	45		22			13
Scleractinia	Faviidae	<i>Platygyra lamellina</i>	LIV			4	7	13	13	7
Scleractinia	Faviidae	<i>Platygyra pini</i>	COR			10	20			6
Scleractinia	Faviidae	<i>Platygyra pini</i>	LIV		9		607	602	291	302
Scleractinia	Faviidae	<i>Platygyra sinensis</i>	COR			50				10
Scleractinia	Faviidae	<i>Platygyra sinensis</i>	LIV	kg		11				2
Scleractinia	Faviidae	<i>Platygyra sinensis</i>	LIV		669	483	173	79	21	285
Scleractinia	Faviidae	<i>Platygyra</i> spp.	COR	kg		2	1		85	18
Scleractinia	Faviidae	<i>Platygyra</i> spp.	COR		4	132	591	417	151	259
Scleractinia	Faviidae	<i>Platygyra</i> spp.	LIV		7743	8498	8785	11267	11200	9499
Scleractinia	Faviidae	<i>Platygyra</i> spp.	SPE			6	4	2		2
Scleractinia	Faviidae	<i>Plesiastrea</i> spp.	LIV		1			20	10	6
Scleractinia	Faviidae	<i>Plesiastrea versipora</i>	COR			6	5	26	2	8
Scleractinia	Faviidae	<i>Plesiastrea versipora</i>	LIV		2	29	69	347	334	156
Scleractinia	Flabellidae	<i>Placotrochides cylindrica</i>	SPE		8					2
Scleractinia	Flabellidae	<i>Rhizotrochus</i> spp.	LIV			16				3
Scleractinia	Flabellidae	<i>Rhizotrochus typus</i>	LIV			459	166	8		127
Scleractinia	Fungiacyathidae	<i>Fungiacyathus</i> spp.	LIV				3		12	3
Scleractinia	Fungiidae	<i>Fungia concinna</i>	LIV					12		2
Scleractinia	Fungiidae	<i>Fungia costulata</i>	COR						5	1
Scleractinia	Fungiidae	<i>Fungia costulata</i>	LIV					40		8
Scleractinia	Fungiidae	<i>Fungia curvata</i>	SPE				25			5

Order	Family	Taxon	Term	Unit	2007	2008	2009	2010	2011	Yearly Average
Scleractinia	Fungiidae	<i>Fungia cyclolites</i>	LIV		19	20	5	5	12	12
Scleractinia	Fungiidae	<i>Fungia danae</i>	LIV		16				10	5
Scleractinia	Fungiidae	<i>Fungia distorta</i>	SPE				25			5
Scleractinia	Fungiidae	<i>Fungia fragilis</i>	LIV				20	17		7
Scleractinia	Fungiidae	<i>Fungia fungites</i>	CAR		67	45				22
Scleractinia	Fungiidae	<i>Fungia fungites</i>	COR		114	330	442	691	529	421
Scleractinia	Fungiidae	<i>Fungia fungites</i>	LIV		10141	9685	11453	10352	9199	10166
Scleractinia	Fungiidae	<i>Fungia granulosa</i>	COR				5			1
Scleractinia	Fungiidae	<i>Fungia granulosa</i>	LIV				1		11	2
Scleractinia	Fungiidae	<i>Fungia horrida</i>	LIV				10	32		8
Scleractinia	Fungiidae	<i>Fungia moluccensis</i>	COR		103	334	370	573	491	374
Scleractinia	Fungiidae	<i>Fungia moluccensis</i>	LIV		7445	6263	7205	7407	6782	7020
Scleractinia	Fungiidae	<i>Fungia patelliformis</i>	LIV		6					1
Scleractinia	Fungiidae	<i>Fungia paumotensis</i>	COR	kg		8				2
Scleractinia	Fungiidae	<i>Fungia paumotensis</i>	COR		229	349	314	477	453	364
Scleractinia	Fungiidae	<i>Fungia paumotensis</i>	LIV	kg			10			2
Scleractinia	Fungiidae	<i>Fungia paumotensis</i>	LIV		6951	6284	6706	6783	6248	6594
Scleractinia	Fungiidae	<i>Fungia repanda</i>	COR					30		6
Scleractinia	Fungiidae	<i>Fungia repanda</i>	LIV			30	42	294	256	124
Scleractinia	Fungiidae	<i>Fungia scruposa</i>	COR	kg			40	120		32
Scleractinia	Fungiidae	<i>Fungia scruposa</i>	SPE	kg			95	68		33
Scleractinia	Fungiidae	<i>Fungia scutaria</i>	COR					820		164
Scleractinia	Fungiidae	<i>Fungia scutaria</i>	LIV	kg		11				2
Scleractinia	Fungiidae	<i>Fungia scutaria</i>	LIV				55	50	80	37
Scleractinia	Fungiidae	<i>Fungia</i> spp.	CAR		36	40				15
Scleractinia	Fungiidae	<i>Fungia</i> spp.	COR	kg			13	15	60	18
Scleractinia	Fungiidae	<i>Fungia</i> spp.	COR		19	367	739	449	350	385
Scleractinia	Fungiidae	<i>Fungia</i> spp.	LIV	kg		17	50	14		16
Scleractinia	Fungiidae	<i>Fungia</i> spp.	LIV		10872	22640	11299	18248	21470	16906
Scleractinia	Fungiidae	<i>Fungia</i> spp.	SPE					60	4	13
Scleractinia	Fungiidae	<i>Fungia tenuis</i>	COR					30		6
Scleractinia	Fungiidae	<i>Fungia tenuis</i>	LIV			20		45		13
Scleractinia	Fungiidae	<i>Fungiidae</i> spp.	SPE		250					50
Scleractinia	Fungiidae	<i>Halomitra pileus</i>	COR		97	556	255	273	248	286
Scleractinia	Fungiidae	<i>Halomitra pileus</i>	LIV				44			9
Scleractinia	Fungiidae	<i>Halomitra</i> spp.	LIV		3		1	3	1	2
Scleractinia	Fungiidae	<i>Heliofungia actiniformis</i>	COR		515	5957	7415	6658	6008	5311
Scleractinia	Fungiidae	<i>Heliofungia actiniformis</i>	LIV	kg		12				2

Order	Family	Taxon	Term	Unit	2007	2008	2009	2010	2011	Yearly Average
Scleractinia	Fungiidae	<i>Heliofungia actiniformis</i>	LIV		48276	40599	45350	46446	40230	44180
Scleractinia	Fungiidae	<i>Heliofungia</i> spp.	COR				12			2
Scleractinia	Fungiidae	<i>Heliofungia</i> spp.	LIV		215	173	61	63	12	105
Scleractinia	Fungiidae	<i>Herpolitha limax</i>	CAR		33	21				11
Scleractinia	Fungiidae	<i>Herpolitha limax</i>	COR	kg			57	120		35
Scleractinia	Fungiidae	<i>Herpolitha limax</i>	COR		31	78	209	83	89	98
Scleractinia	Fungiidae	<i>Herpolitha limax</i>	LIV		1988	1778	1876	1977	1694	1863
Scleractinia	Fungiidae	<i>Herpolitha limax</i>	SPE	kg			94	73		33
Scleractinia	Fungiidae	<i>Herpolitha</i> spp.	COR			9	1	4		3
Scleractinia	Fungiidae	<i>Herpolitha</i> spp.	LIV		21	5				5
Scleractinia	Fungiidae	<i>Lithophyllon edwardsi</i>	LIV			23	135		11	34
Scleractinia	Fungiidae	<i>Lithophyllon</i> spp.	LIV			1	100	100		40
Scleractinia	Fungiidae	<i>Lithophyllon undulatum</i>	COR				50	60		22
Scleractinia	Fungiidae	<i>Lithophyllon undulatum</i>	LIV				682	2793	5774	1850
Scleractinia	Fungiidae	<i>Podabacia crustacea</i>	LIV				33	8	1	8
Scleractinia	Fungiidae	<i>Polyphyllia novaehiberniae</i>	LIV				104	155	128	77
Scleractinia	Fungiidae	<i>Polyphyllia</i> spp.	COR			9				2
Scleractinia	Fungiidae	<i>Polyphyllia</i> spp.	LIV		63	6	144	15		46
Scleractinia	Fungiidae	<i>Polyphyllia talpina</i>	COR	kg					50	10
Scleractinia	Fungiidae	<i>Polyphyllia talpina</i>	COR		119	436	1166	2236	727	937
Scleractinia	Fungiidae	<i>Polyphyllia talpina</i>	LIV		9721	11308	12015	12305	8968	10863
Scleractinia	Meandriiidae	<i>Dichocoenia stokesii</i>	SPE		20		5			5
Scleractinia	Meandriiidae	<i>Meandrina maeandrites</i>	LIV		24	24				10
Scleractinia	Meandriiidae	<i>Meandrina maeandrites</i>	SPE				12			2
Scleractinia	Meandriiidae	<i>Meandrina</i> spp.	COR		1	6	1		4	2
Scleractinia	Merulinidae	<i>Hydnophora exesa</i>	COR		148	1194	1165	1374	1053	987
Scleractinia	Merulinidae	<i>Hydnophora exesa</i>	LIV		10836	11215	12005	16983	11469	12502
Scleractinia	Merulinidae	<i>Hydnophora grandis</i>	LIV		141		2		5	30
Scleractinia	Merulinidae	<i>Hydnophora microconos</i>	COR		32	1226	1544	1299	1183	1057
Scleractinia	Merulinidae	<i>Hydnophora microconos</i>	LIV		4724	5833	6210	6254	5841	5772
Scleractinia	Merulinidae	<i>Hydnophora microconos</i>	SPE						10	2
Scleractinia	Merulinidae	<i>Hydnophora rigida</i>	COR	kg					80	16
Scleractinia	Merulinidae	<i>Hydnophora rigida</i>	COR		52	277	651	371	127	296
Scleractinia	Merulinidae	<i>Hydnophora rigida</i>	LIV		8198	5213	4916	5689	2226	5248
Scleractinia	Merulinidae	<i>Hydnophora</i> spp.	COR		6	6	6	7	12	7
Scleractinia	Merulinidae	<i>Hydnophora</i> spp.	LIV		182	64	8	41	37	66
Scleractinia	Merulinidae	<i>Merulina ampliata</i>	COR	kg					40	8
Scleractinia	Merulinidae	<i>Merulina ampliata</i>	COR		1327	2061	1924	3802	1586	2140

Order	Family	Taxon	Term	Unit	2007	2008	2009	2010	2011	Yearly Average
Scleractinia	Merulinidae	<i>Merulina ampliata</i>	LIV	kg	2		5			1
Scleractinia	Merulinidae	<i>Merulina ampliata</i>	LIV		5732	8327	7560	8698	6253	7314
Scleractinia	Merulinidae	<i>Merulina scabricula</i>	COR		1	35	10	10	6	12
Scleractinia	Merulinidae	<i>Merulina scabricula</i>	LIV		1120	1845	1475	1727	348	1303
Scleractinia	Merulinidae	<i>Merulina</i> spp.	LIV		79	14	9	17	41	32
Scleractinia	Micrabaciidae	<i>Stephanophyllia</i> spp.	SPE						32	6
Scleractinia	Mussidae	<i>Acanthastrea amakusensis</i>	COR			11	15	5	5	7
Scleractinia	Mussidae	<i>Acanthastrea amakusensis</i>	LIV		361	299	190	462	949	452
Scleractinia	Mussidae	<i>Acanthastrea bowerbanki</i>	COR			50			2	10
Scleractinia	Mussidae	<i>Acanthastrea bowerbanki</i>	LIV		265	80	294	303	355	259
Scleractinia	Mussidae	<i>Acanthastrea echinata</i>	COR		4	51	58	50	3	33
Scleractinia	Mussidae	<i>Acanthastrea echinata</i>	LIV		2172	2059	1455	1155	506	1469
Scleractinia	Mussidae	<i>Acanthastrea hemprichii</i>	LIV			47	130			35
Scleractinia	Mussidae	<i>Acanthastrea hillae</i>	LIV		1		2	150	262	83
Scleractinia	Mussidae	<i>Acanthastrea lordhowensis</i>	COR		110	748	545	100	64	313
Scleractinia	Mussidae	<i>Acanthastrea lordhowensis</i>	LIV		2462	6426	10765	11490	10665	8362
Scleractinia	Mussidae	<i>Acanthastrea</i> spp.	COR		3	48	336	325		142
Scleractinia	Mussidae	<i>Acanthastrea</i> spp.	LIV	kg	15			1	3	4
Scleractinia	Mussidae	<i>Acanthastrea</i> spp.	LIV		6691	12016	8676	9077	15863	10465
Scleractinia	Mussidae	<i>Acanthastrea subechinata</i>	LIV					20	1	4
Scleractinia	Mussidae	<i>Acanthophyllia deshayesiana</i>	COR					22		4
Scleractinia	Mussidae	<i>Acanthophyllia deshayesiana</i>	LIV				324	792	4276	1078
Scleractinia	Mussidae	<i>Acanthophyllia</i> spp.	COR		83					17
Scleractinia	Mussidae	<i>Acanthophyllia</i> spp.	LIV					85	30	23
Scleractinia	Mussidae	<i>Australomussa rowleyensis</i>	COR				15			3
Scleractinia	Mussidae	<i>Australomussa rowleyensis</i>	LIV			2	365	95	2630	618
Scleractinia	Mussidae	<i>Australomussa</i> spp.	LIV				4		2	1
Scleractinia	Mussidae	<i>Blastomussa loyae</i>	CAR		6	1				1
Scleractinia	Mussidae	<i>Blastomussa loyae</i>	COR				11			2
Scleractinia	Mussidae	<i>Blastomussa merleti</i>	COR			4	19	50		15
Scleractinia	Mussidae	<i>Blastomussa merleti</i>	LIV		126	181	661	1597	5446	1602
Scleractinia	Mussidae	<i>Blastomussa</i> spp.	LIV		192	84	158	29	26	98
Scleractinia	Mussidae	<i>Blastomussa wellsi</i>	COR		47	366	260	302	232	241
Scleractinia	Mussidae	<i>Blastomussa wellsi</i>	LIV	kg		2	2		4	2
Scleractinia	Mussidae	<i>Blastomussa wellsi</i>	LIV		4603	10007	9026	11254	13290	9636
Scleractinia	Mussidae	<i>Cynarina lacrymalis</i>	COR		86	451	567	1002	585	538
Scleractinia	Mussidae	<i>Cynarina lacrymalis</i>	LIV		8155	7954	12609	16158	15308	12037
Scleractinia	Mussidae	<i>Cynarina</i> spp.	LIV		262	85	304	74	39	153

Order	Family	Taxon	Term	Unit	2007	2008	2009	2010	2011	Yearly Average
Scleractinia	Mussidae	<i>Isophyllastrea rigida</i>	SPE		5					1
Scleractinia	Mussidae	<i>Isophyllia sinuosa</i>	LIV		12	1				3
Scleractinia	Mussidae	<i>Isophyllia sinuosa</i>	SPE		5		10			3
Scleractinia	Mussidae	<i>Lobophyllia corymbosa</i>	COR		189	502	607	753	635	537
Scleractinia	Mussidae	<i>Lobophyllia corymbosa</i>	LIV	kg		10				2
Scleractinia	Mussidae	<i>Lobophyllia corymbosa</i>	LIV		12710	13558	15024	19877	14139	15062
Scleractinia	Mussidae	<i>Lobophyllia costata</i>	LIV					7		1
Scleractinia	Mussidae	<i>Lobophyllia dentatus</i>	LIV				5			1
Scleractinia	Mussidae	<i>Lobophyllia diminuta</i>	COR			50				10
Scleractinia	Mussidae	<i>Lobophyllia diminuta</i>	LIV		10	40	126	20	69	53
Scleractinia	Mussidae	<i>Lobophyllia hataii</i>	COR		42					8
Scleractinia	Mussidae	<i>Lobophyllia hataii</i>	LIV		320	155	12			97
Scleractinia	Mussidae	<i>Lobophyllia hemprichii</i>	COR		230	549	582	100		292
Scleractinia	Mussidae	<i>Lobophyllia hemprichii</i>	LIV	kg		1	15			3
Scleractinia	Mussidae	<i>Lobophyllia hemprichii</i>	LIV		12899	12316	13207	2273	991	8337
Scleractinia	Mussidae	<i>Lobophyllia pachysepta</i>	LIV				35	16		10
Scleractinia	Mussidae	<i>Lobophyllia robusta</i>	LIV		8	1				2
Scleractinia	Mussidae	<i>Lobophyllia</i> spp.	COR	kg				4	120	25
Scleractinia	Mussidae	<i>Lobophyllia</i> spp.	COR		14	253	1009	922	540	548
Scleractinia	Mussidae	<i>Lobophyllia</i> spp.	DER				25			5
Scleractinia	Mussidae	<i>Lobophyllia</i> spp.	LIV	kg		27		2		6
Scleractinia	Mussidae	<i>Lobophyllia</i> spp.	LIV		16277	16581	12559	30984	30521	21384
Scleractinia	Mussidae	<i>Lobophyllia</i> spp.	SPE					70		14
Scleractinia	Mussidae	<i>Micromussa diminuta</i>	LIV						22	4
Scleractinia	Mussidae	<i>Micromussa</i> spp.	COR				12			2
Scleractinia	Mussidae	<i>Micromussa</i> spp.	LIV						34	7
Scleractinia	Mussidae	<i>Mussa angulosa</i>	SPE		5					1
Scleractinia	Mussidae	<i>Mussismilia braziliensis</i>	COR						17	3
Scleractinia	Mussidae	<i>Mussismilia braziliensis</i>	DER						1000	200
Scleractinia	Mussidae	<i>Mussismilia hispida</i>	SPE		40					8
Scleractinia	Mussidae	<i>Mussismilia</i> spp.	BOD				55			11
Scleractinia	Mussidae	<i>Mussismilia</i> spp.	DER						75	15
Scleractinia	Mussidae	<i>Mussismilia</i> spp.	SPE				54			11
Scleractinia	Mussidae	<i>Mycetophyllia aliciae</i>	SPE		5					1
Scleractinia	Mussidae	<i>Mycetophyllia daniana</i>	SPE		5					1
Scleractinia	Mussidae	<i>Mycetophyllia ferox</i>	SPE		5					1
Scleractinia	Mussidae	<i>Mycetophyllia lamarckiana</i>	SPE		5					1
Scleractinia	Mussidae	<i>Mycetophyllia reesi</i>	SPE		5					1



Order	Family	Taxon	Term	Unit	2007	2008	2009	2010	2011	Yearly Average
Scleractinia	Mussidae	<i>Scolymia australis</i>	COR		28	73	386	266	121	175
Scleractinia	Mussidae	<i>Scolymia australis</i>	LIV		1301	2695	7017	14973	16137	8425
Scleractinia	Mussidae	<i>Scolymia cubensis</i>	SPE		10				20	6
Scleractinia	Mussidae	<i>Scolymia</i> spp.	COR			100	113	240	18	94
Scleractinia	Mussidae	<i>Scolymia</i> spp.	LIV		3380	4598	3614	3360	2777	3546
Scleractinia	Mussidae	<i>Scolymia vitiensis</i>	COR		68	248	964	437	356	415
Scleractinia	Mussidae	<i>Scolymia vitiensis</i>	LIV		4905	4859	4686	4931	4234	4723
Scleractinia	Mussidae	<i>Symphyllia agaricia</i>	COR		10	51	160	31	45	59
Scleractinia	Mussidae	<i>Symphyllia agaricia</i>	LIV		2162	1563	1571	1579	1418	1659
Scleractinia	Mussidae	<i>Symphyllia hassi</i>	LIV			11	6			3
Scleractinia	Mussidae	<i>Symphyllia radians</i>	COR		1		15	50	1	13
Scleractinia	Mussidae	<i>Symphyllia radians</i>	LIV		55	86	49	20	80	58
Scleractinia	Mussidae	<i>Symphyllia recta</i>	LIV			44	53	20		23
Scleractinia	Mussidae	<i>Symphyllia simplex</i>	LIV		1		8			2
Scleractinia	Mussidae	<i>Symphyllia</i> spp.	COR		31	85	215	210	38	116
Scleractinia	Mussidae	<i>Symphyllia</i> spp.	DER				43			9
Scleractinia	Mussidae	<i>Symphyllia</i> spp.	LIV	kg	6	5		2		3
Scleractinia	Mussidae	<i>Symphyllia</i> spp.	LIV		2989	5735	4291	6312	7548	5375
Scleractinia	Mussidae	<i>Symphyllia valenciennesii</i>	COR				6			1
Scleractinia	Mussidae	<i>Symphyllia valenciennesii</i>	LIV		182	56	48	214	41	108
Scleractinia	Mussidae	<i>Symphyllia wilsoni</i>	COR			5	5	30	10	10
Scleractinia	Mussidae	<i>Symphyllia wilsoni</i>	LIV			586	312	1298	507	541
Scleractinia	Oculinidae	<i>Acrhelia horrescens</i>	LIV					6		1
Scleractinia	Oculinidae	<i>Galaxea acrhelia</i>	LIV		8					2
Scleractinia	Oculinidae	<i>Galaxea astreata</i>	COR	kg					25	5
Scleractinia	Oculinidae	<i>Galaxea astreata</i>	COR		66	680	725	504	420	479
Scleractinia	Oculinidae	<i>Galaxea astreata</i>	LIV	kg			15			3
Scleractinia	Oculinidae	<i>Galaxea astreata</i>	LIV		4904	7072	7433	6867	5027	6261
Scleractinia	Oculinidae	<i>Galaxea fascicularis</i>	COR	kg					25	5
Scleractinia	Oculinidae	<i>Galaxea fascicularis</i>	COR		324	1425	1801	1973	1275	1360
Scleractinia	Oculinidae	<i>Galaxea fascicularis</i>	LIV		17843	20574	20719	22326	13709	19034
Scleractinia	Oculinidae	<i>Galaxea fascicularis</i>	SPE		1			30		6
Scleractinia	Oculinidae	<i>Galaxea</i> spp.	COR		27	6	6	5		9
Scleractinia	Oculinidae	<i>Galaxea</i> spp.	LIV		247	17	25	22	12	65
Scleractinia	Oculinidae	<i>Madrepora</i> spp.	LIV		7615	12288	91729		29958	28318
Scleractinia	Oculinidae	<i>Madrepora</i> spp.	SPE			5				1
Scleractinia	Oculinidae	<i>Oculina diffusa</i>	SPE				12			2
Scleractinia	Oculinidae	<i>Oculina valenciennesi</i>	LIV					60		12

Order	Family	Taxon	Term	Unit	2007	2008	2009	2010	2011	Yearly Average
Scleractinia	Oculinidae	<i>Petrophyllia rediviva</i>	LIV				51	69		24
Scleractinia	Oculinidae	<i>Schizoculina africana</i>	LIV				32		35	13
Scleractinia	Oculinidae	<i>Sclerhelia</i> spp.	COR	kg				2054		411
Scleractinia	Oculinidae	<i>Sclerhelia</i> spp.	LIV					338		68
Scleractinia	Pectiniidae	<i>Echinophyllia aspera</i>	COR			50	12	15	5	16
Scleractinia	Pectiniidae	<i>Echinophyllia aspera</i>	LIV		176	945	1652	3173	2607	1711
Scleractinia	Pectiniidae	<i>Echinophyllia echinata</i>	LIV				72	243	25	68
Scleractinia	Pectiniidae	<i>Echinophyllia orpheensis</i>	LIV			57				11
Scleractinia	Pectiniidae	<i>Echinophyllia pectinata</i>	COR				20			4
Scleractinia	Pectiniidae	<i>Echinophyllia pectinata</i>	LIV		75	236	279	50		128
Scleractinia	Pectiniidae	<i>Echinophyllia</i> spp.	COR		3	109	306	247		133
Scleractinia	Pectiniidae	<i>Echinophyllia</i> spp.	LIV		869	2644	6385	6565	9856	5264
Scleractinia	Pectiniidae	<i>Mycedium elephantotus</i>	COR	kg					70	14
Scleractinia	Pectiniidae	<i>Mycedium elephantotus</i>	COR			40	412	184	130	153
Scleractinia	Pectiniidae	<i>Mycedium elephantotus</i>	LIV	kg	12	8				4
Scleractinia	Pectiniidae	<i>Mycedium elephantotus</i>	LIV		2005	5450	4452	5872	5625	4681
Scleractinia	Pectiniidae	<i>Mycedium</i> spp.	COR		5		1			1
Scleractinia	Pectiniidae	<i>Mycedium</i> spp.	LIV		41	11	1	314	8	75
Scleractinia	Pectiniidae	<i>Oxypora glabra</i>	LIV		205	147	1			71
Scleractinia	Pectiniidae	<i>Oxypora lacera</i>	LIV		60		42	82		37
Scleractinia	Pectiniidae	<i>Oxypora</i> spp.	COR			10	15			5
Scleractinia	Pectiniidae	<i>Oxypora</i> spp.	LIV		932	830	1750	1354	3555	1684
Scleractinia	Pectiniidae	<i>Pectinia lactuca</i>	COR		21	215	164	160	87	129
Scleractinia	Pectiniidae	<i>Pectinia lactuca</i>	LIV		2343	2243	2470	2476	2278	2362
Scleractinia	Pectiniidae	<i>Pectinia paeonia</i>	COR				14		3	3
Scleractinia	Pectiniidae	<i>Pectinia paeonia</i>	LIV			14	38	12	4	14
Scleractinia	Pectiniidae	<i>Pectinia</i> spp.	COR	kg				1	30	6
Scleractinia	Pectiniidae	<i>Pectinia</i> spp.	COR				275	95	103	95
Scleractinia	Pectiniidae	<i>Pectinia</i> spp.	DER				9			2
Scleractinia	Pectiniidae	<i>Pectinia</i> spp.	LIV		1546	2182	1640	3631	949	1990
Scleractinia	Pectiniidae	<i>Pectinia</i> spp.	SPE					60		12
Scleractinia	Pocilloporidae	<i>Madracis auretenra</i>	LIV						8	2
Scleractinia	Pocilloporidae	<i>Madracis decactis</i>	SPE		6		51			11
Scleractinia	Pocilloporidae	<i>Madracis formosa</i>	LIV						30	6
Scleractinia	Pocilloporidae	<i>Madracis mirabilis</i>	SPE				108		20	26
Scleractinia	Pocilloporidae	<i>Madracis myriaster</i>	SPE		5					1
Scleractinia	Pocilloporidae	<i>Madracis</i> spp.	LIV			7	10	29	1	9
Scleractinia	Pocilloporidae	<i>Madracis</i> spp.	SPE		13					3

Order	Family	Taxon	Term	Unit	2007	2008	2009	2010	2011	Yearly Average
Scleractinia	Pocilloporidae	<i>Pocillopora damicornis</i>	COR	kg		41	50	80	6	35
Scleractinia	Pocilloporidae	<i>Pocillopora damicornis</i>	COR		1898	1733	1323	2687	9260	3380
Scleractinia	Pocilloporidae	<i>Pocillopora damicornis</i>	LIV		6809	2201	1191	675	320	2239
Scleractinia	Pocilloporidae	<i>Pocillopora damicornis</i>	SPE	kg			55	31		17
Scleractinia	Pocilloporidae	<i>Pocillopora damicornis</i>	SPE		100		28	116		49
Scleractinia	Pocilloporidae	<i>Pocillopora eydouxi</i>	COR	kg		9	33		35	15
Scleractinia	Pocilloporidae	<i>Pocillopora eydouxi</i>	COR		2275	3622	3133	3586	3570	3237
Scleractinia	Pocilloporidae	<i>Pocillopora eydouxi</i>	LIV	kg	14	58	25	22		24
Scleractinia	Pocilloporidae	<i>Pocillopora eydouxi</i>	LIV		67	85	275	10		87
Scleractinia	Pocilloporidae	<i>Pocillopora eydouxi</i>	SPE		6					1
Scleractinia	Pocilloporidae	<i>Pocillopora meandrina</i>	COR		1		1	25		5
Scleractinia	Pocilloporidae	<i>Pocillopora meandrina</i>	LIV		346	50	50			89
Scleractinia	Pocilloporidae	<i>Pocillopora meandrina</i>	SPE		6					1
Scleractinia	Pocilloporidae	<i>Pocillopora</i> spp.	COR	kg			1	3	105	22
Scleractinia	Pocilloporidae	<i>Pocillopora</i> spp.	COR		39	454	3791	2480	9306	3214
Scleractinia	Pocilloporidae	<i>Pocillopora</i> spp.	LIV	kg	46	70	280	5783		1236
Scleractinia	Pocilloporidae	<i>Pocillopora</i> spp.	LIV		7674	11107	12587	18532	6997	11379
Scleractinia	Pocilloporidae	<i>Pocillopora</i> spp.	SPE		15			74	568	131
Scleractinia	Pocilloporidae	<i>Pocillopora verrucosa</i>	COR	kg			50		23	15
Scleractinia	Pocilloporidae	<i>Pocillopora verrucosa</i>	COR		1511	5397	3941	3364	5206	3884
Scleractinia	Pocilloporidae	<i>Pocillopora verrucosa</i>	LIV	kg		7		10		3
Scleractinia	Pocilloporidae	<i>Pocillopora verrucosa</i>	LIV		6857	2311	1356	348	222	2219
Scleractinia	Pocilloporidae	<i>Pocillopora verrucosa</i>	SPE		8		25	60		19
Scleractinia	Pocilloporidae	<i>Pocillopora woodjonesi</i>	SPE		10					2
Scleractinia	Pocilloporidae	<i>Seriatopora caliendrum</i>	COR			125	2	311	10	90
Scleractinia	Pocilloporidae	<i>Seriatopora caliendrum</i>	LIV		215	503	51	157	91	203
Scleractinia	Pocilloporidae	<i>Seriatopora caliendrum</i>	SPE					11		2
Scleractinia	Pocilloporidae	<i>Seriatopora hystrix</i>	COR	kg		3	9	1	87	20
Scleractinia	Pocilloporidae	<i>Seriatopora hystrix</i>	COR		3409	4135	4792	5356	3627	4264
Scleractinia	Pocilloporidae	<i>Seriatopora hystrix</i>	LIV	kg	32	42	7	1	1	16
Scleractinia	Pocilloporidae	<i>Seriatopora hystrix</i>	LIV		11733	8119	7080	8938	6719	8518
Scleractinia	Pocilloporidae	<i>Seriatopora</i> spp.	COR	kg				5	4	2
Scleractinia	Pocilloporidae	<i>Seriatopora</i> spp.	COR			20	1	95	3	24
Scleractinia	Pocilloporidae	<i>Seriatopora</i> spp.	LIV	kg	1	22		6		6
Scleractinia	Pocilloporidae	<i>Seriatopora</i> spp.	LIV		230	52	26	52	80	88
Scleractinia	Pocilloporidae	<i>Seriatopora stellata</i>	LIV		243		8		3	51
Scleractinia	Pocilloporidae	<i>Stylophora pistillata</i>	COR	kg			102	70	1	35
Scleractinia	Pocilloporidae	<i>Stylophora pistillata</i>	COR		1833	3772	2933	3625	4533	3339

Order	Family	Taxon	Term	Unit	2007	2008	2009	2010	2011	Yearly Average
Scleractinia	Pocilloporidae	<i>Stylophora pistillata</i>	LIV		8111	2129	992	381	218	2366
Scleractinia	Pocilloporidae	<i>Stylophora pistillata</i>	SPE	kg			20	11		6
Scleractinia	Pocilloporidae	<i>Stylophora pistillata</i>	SPE		480	45	280	245		210
Scleractinia	Pocilloporidae	<i>Stylophora</i> spp.	CAR		6					1
Scleractinia	Pocilloporidae	<i>Stylophora</i> spp.	COR	kg		6	2	5	60	15
Scleractinia	Pocilloporidae	<i>Stylophora</i> spp.	COR		5	221	826	605	383	408
Scleractinia	Pocilloporidae	<i>Stylophora</i> spp.	LIV	kg	11	8		8	3	6
Scleractinia	Pocilloporidae	<i>Stylophora</i> spp.	LIV		3882	6973	6076	7783	7274	6398
Scleractinia	Pocilloporidae	<i>Stylophora</i> spp.	SPE					5		1
Scleractinia	Pocilloporidae	<i>Stylophora subseriata</i>	LIV						5	1
Scleractinia	Poritidae	<i>Alveopora allingi</i>	LIV		10	10				4
Scleractinia	Poritidae	<i>Alveopora catalai</i>	COR			40				8
Scleractinia	Poritidae	<i>Alveopora catalai</i>	LIV		410			13		85
Scleractinia	Poritidae	<i>Alveopora excelsa</i>	LIV						70	14
Scleractinia	Poritidae	<i>Alveopora gigas</i>	COR					5	5	2
Scleractinia	Poritidae	<i>Alveopora gigas</i>	LIV			20	224	5	21	54
Scleractinia	Poritidae	<i>Alveopora spongiosa</i>	COR		9	95	78	56	110	70
Scleractinia	Poritidae	<i>Alveopora spongiosa</i>	LIV		1043	941	1034	1049	1242	1062
Scleractinia	Poritidae	<i>Alveopora</i> spp.	COR		21		36		3	12
Scleractinia	Poritidae	<i>Alveopora</i> spp.	LIV		596	349	1157	946	903	790
Scleractinia	Poritidae	<i>Alveopora tizardi</i>	LIV				86	34		24
Scleractinia	Poritidae	<i>Goniopora albiconus</i>	LIV					78		16
Scleractinia	Poritidae	<i>Goniopora columna</i>	LIV		17					3
Scleractinia	Poritidae	<i>Goniopora djiboutiensis</i>	LIV			3	18			4
Scleractinia	Poritidae	<i>Goniopora djiboutiensis</i>	SPE						10	2
Scleractinia	Poritidae	<i>Goniopora fruticosa</i>	COR		1	40				8
Scleractinia	Poritidae	<i>Goniopora fruticosa</i>	LIV		905	161	580	248		379
Scleractinia	Poritidae	<i>Goniopora lobata</i>	COR		451	4684	4458	5591	5921	4221
Scleractinia	Poritidae	<i>Goniopora lobata</i>	LIV		43526	42699	41013	41306	38138	41336
Scleractinia	Poritidae	<i>Goniopora minor</i>	COR		260	4395	3879	1425		1992
Scleractinia	Poritidae	<i>Goniopora minor</i>	LIV	kg		40	50			18
Scleractinia	Poritidae	<i>Goniopora minor</i>	LIV		46678	43179	42845	4270	30	27400
Scleractinia	Poritidae	<i>Goniopora pandoraensis</i>	LIV				10		4	3
Scleractinia	Poritidae	<i>Goniopora pendulus</i>	LIV						56	11
Scleractinia	Poritidae	<i>Goniopora somaliensis</i>	LIV		71	20				18
Scleractinia	Poritidae	<i>Goniopora</i> spp.	COR	kg					15360	3072
Scleractinia	Poritidae	<i>Goniopora</i> spp.	COR		85	180	10721	2571	3408	3393
Scleractinia	Poritidae	<i>Goniopora</i> spp.	DER				21			4

Order	Family	Taxon	Term	Unit	2007	2008	2009	2010	2011	Yearly Average
Scleractinia	Poritidae	<i>Goniopora</i> spp.	LIV		8872	4987	6836	186581	43698	50195
Scleractinia	Poritidae	<i>Goniopora stokesi</i>	COR		514	5287	5198	6096	4221	4263
Scleractinia	Poritidae	<i>Goniopora stokesi</i>	LIV	kg				15		3
Scleractinia	Poritidae	<i>Goniopora stokesi</i>	LIV		46763	43133	42859	43215	38821	42958
Scleractinia	Poritidae	<i>Goniopora tenuidens</i>	LIV			336	624	130		218
Scleractinia	Poritidae	<i>Porites annae</i>	LIV					6		1
Scleractinia	Poritidae	<i>Porites astreoides</i>	CAR		150					30
Scleractinia	Poritidae	<i>Porites astreoides</i>	COR	cm2			120			24
Scleractinia	Poritidae	<i>Porites astreoides</i>	COR	cm3					10	2
Scleractinia	Poritidae	<i>Porites astreoides</i>	COR			8		85	210	61
Scleractinia	Poritidae	<i>Porites astreoides</i>	LIV		1	13			8	4
Scleractinia	Poritidae	<i>Porites astreoides</i>	SPE		5	93	217	146	63	105
Scleractinia	Poritidae	<i>Porites californica</i>	LIV			10				2
Scleractinia	Poritidae	<i>Porites cylindrica</i>	COR			130	95	1	1	45
Scleractinia	Poritidae	<i>Porites cylindrica</i>	LIV		1907	493	121	42	125	538
Scleractinia	Poritidae	<i>Porites cylindrica</i>	SPE						100	20
Scleractinia	Poritidae	<i>Porites divaricata</i>	COR				32	66	19	23
Scleractinia	Poritidae	<i>Porites divaricata</i>	LIV				40			8
Scleractinia	Poritidae	<i>Porites divaricata</i>	SPE				27	100	16	29
Scleractinia	Poritidae	<i>Porites echinulata</i>	COR					30		6
Scleractinia	Poritidae	<i>Porites echinulata</i>	LIV					15		3
Scleractinia	Poritidae	<i>Porites furcata</i>	SPE					30		6
Scleractinia	Poritidae	<i>Porites harrisoni</i>	LIV						45	9
Scleractinia	Poritidae	<i>Porites horizontalata</i>	COR						241	48
Scleractinia	Poritidae	<i>Porites lichen</i>	LIV		3	62	47			22
Scleractinia	Poritidae	<i>Porites lobata</i>	COR	cm3		112				22
Scleractinia	Poritidae	<i>Porites lobata</i>	COR	kg		128				26
Scleractinia	Poritidae	<i>Porites lobata</i>	COR		1	20	100	276	55	90
Scleractinia	Poritidae	<i>Porites lobata</i>	DER						344	69
Scleractinia	Poritidae	<i>Porites lobata</i>	LIV			5		7	45	11
Scleractinia	Poritidae	<i>Porites lobata</i>	SPE		206	43	50	242		108
Scleractinia	Poritidae	<i>Porites lutea</i>	COR	kg		128	693	196	2	204
Scleractinia	Poritidae	<i>Porites lutea</i>	COR		439	28	57	20	119	133
Scleractinia	Poritidae	<i>Porites lutea</i>	LIV			243	29			54
Scleractinia	Poritidae	<i>Porites lutea</i>	SPE	kg			516	118		127
Scleractinia	Poritidae	<i>Porites lutea</i>	SPE		9	2		37	200	50
Scleractinia	Poritidae	<i>Porites mayeri</i>	COR	kg		20				4
Scleractinia	Poritidae	<i>Porites nigrescens</i>	COR		35	17	27		15	19

Order	Family	Taxon	Term	Unit	2007	2008	2009	2010	2011	Yearly Average
Scleractinia	Poritidae	<i>Porites nigrescens</i>	LIV		380	407	95	42	39	193
Scleractinia	Poritidae	<i>Porites panamensis</i>	SPE					20		4
Scleractinia	Poritidae	<i>Porites porites</i>	COR				11	30		8
Scleractinia	Poritidae	<i>Porites porites</i>	DER					200		40
Scleractinia	Poritidae	<i>Porites porites</i>	LIV			1	40	10	43	19
Scleractinia	Poritidae	<i>Porites porites</i>	SPE		4	30			40	15
Scleractinia	Poritidae	<i>Porites portoricensis</i>	COR				11			2
Scleractinia	Poritidae	<i>Porites rus</i>	COR		56			15	50	24
Scleractinia	Poritidae	<i>Porites solida</i>	COR	kg		20				4
Scleractinia	Poritidae	<i>Porites</i> spp.	COR	kg			9	3	81	19
Scleractinia	Poritidae	<i>Porites</i> spp.	COR		736	7311	7635	5542	3846	5014
Scleractinia	Poritidae	<i>Porites</i> spp.	LIV	kg	3	1	13500			2701
Scleractinia	Poritidae	<i>Porites</i> spp.	LIV		48795	56341	52072	51926	40401	49907
Scleractinia	Poritidae	<i>Porites</i> spp.	SPE			11		70	643	145
Scleractinia	Poritidae	<i>Porites</i> spp.	UNS					8		2
Scleractinia	Poritidae	<i>Porites vaughani</i>	LIV		30		3			7
Scleractinia	Poritidae	<i>Poritidae</i> spp.	COR	kg				50		10
Scleractinia	Poritidae	<i>Poritidae</i> spp.	SPE	kg				15		3
Scleractinia	Rhizangiidae	<i>Astrangia poculata</i>	LIV						20	4
Scleractinia	Siderastreidae	<i>Anomastrea irregularis</i>	COR			17	14	3		7
Scleractinia	Siderastreidae	<i>Coscinaraea monile</i>	COR					17		3
Scleractinia	Siderastreidae	<i>Coscinaraea</i> spp.	COR			34				7
Scleractinia	Siderastreidae	<i>Psammocora contigua</i>	SPE			12				2
Scleractinia	Siderastreidae	<i>Psammocora</i> spp.	COR			22	1	24	3	10
Scleractinia	Siderastreidae	<i>Psammocora</i> spp.	LIV						66	13
Scleractinia	Siderastreidae	<i>Psammocora stellata</i>	SPE				25	20		9
Scleractinia	Siderastreidae	<i>Psammocora superficialis</i>	SPE					20		4
Scleractinia	Siderastreidae	<i>Siderastrea radians</i>	COR						29	6
Scleractinia	Siderastreidae	<i>Siderastrea radians</i>	LIV			9				2
Scleractinia	Siderastreidae	<i>Siderastrea radians</i>	SPE			7	43			10
Scleractinia	Siderastreidae	<i>Siderastrea siderea</i>	CAR			15				3
Scleractinia	Siderastreidae	<i>Siderastrea siderea</i>	COR	kg				375		75
Scleractinia	Siderastreidae	<i>Siderastrea siderea</i>	COR				29	19	3	10
Scleractinia	Siderastreidae	<i>Siderastrea siderea</i>	LIV				105			21
Scleractinia	Siderastreidae	<i>Siderastrea siderea</i>	SPE		775	97	7	6	72	191
Scleractinia	Siderastreidae	<i>Siderastrea</i> spp.	COR			6	1			1
Scleractinia	Siderastreidae	<i>Siderastrea stellata</i>	COR			24			17	8
Scleractinia	Trachyphylliidae	<i>Trachyphyllia geoffroyi</i>	CAR		35					7

Order	Family	Taxon	Term	Unit	2007	2008	2009	2010	2011	Yearly Average
Scleractinia	Trachyphylliidae	<i>Trachyphyllia geoffroyi</i>	COR	kg		4			120	25
Scleractinia	Trachyphylliidae	<i>Trachyphyllia geoffroyi</i>	COR		468	6369	7893	6502	6187	5484
Scleractinia	Trachyphylliidae	<i>Trachyphyllia geoffroyi</i>	LIV		67622	68266	73949	82704	63794	71267
Scleractinia	Trachyphylliidae	<i>Trachyphyllia</i> spp.	COR		2			38	230	54
Scleractinia	Trachyphylliidae	<i>Trachyphyllia</i> spp.	LIV		2288	547	676	461	270	848
Scleractinia	Trachyphylliidae	<i>Trachyphyllia</i> spp.	SPE		2				10	2
Stolonifera	Tubiporidae	<i>Tubipora musica</i>	COR	kg					100	20
Stolonifera	Tubiporidae	<i>Tubipora musica</i>	COR		4032	2243	2310	2031	2194	2562
Stolonifera	Tubiporidae	<i>Tubipora musica</i>	LIV	kg		11				2
Stolonifera	Tubiporidae	<i>Tubipora musica</i>	LIV		13289	15138	17434	19677	13268	15761
Stolonifera	Tubiporidae	<i>Tubipora</i> spp.	COR		4	11		3	10	6
Stolonifera	Tubiporidae	<i>Tubipora</i> spp.	LIV		53	61	36	496	23	134
Stolonifera	Tubiporidae	<i>Tubipora</i> spp.	SPE				10			2
Stolonifera	Tubiporidae	<i>Tubiporidae</i> spp.	LIV			6	106			22
<b>CLASS HYDROZOA</b>										
Milleporina	Milleporidae	<i>Millepora alcicornis</i>	COR				12			2
Milleporina	Milleporidae	<i>Millepora alcicornis</i>	LIV		69	90		3		32
Milleporina	Milleporidae	<i>Millepora alcicornis</i>	SPE			15	21			7
Milleporina	Milleporidae	<i>Millepora complanata</i>	COR				16			3
Milleporina	Milleporidae	<i>Millepora complanata</i>	SPE			20				4
Milleporina	Milleporidae	<i>Millepora exaesa</i>	COR				1029	1658	2993	1136
Milleporina	Milleporidae	<i>Millepora intricata</i>	SPE				20			4
Milleporina	Milleporidae	<i>Millepora platyphylla</i>	LIV		10					2
<b>Milleporina</b>	<b>Milleporidae</b>	<b><i>Millepora</i> spp.</b>	<b>COR</b>	<b>kg</b>			<b>4</b>	<b>1</b>	<b>101</b>	<b>21</b>
Milleporina	Milleporidae	<i>Millepora</i> spp.	COR		1186	864	1229	433	350	812
Milleporina	Milleporidae	<i>Millepora</i> spp.	LIV		1946	4631	6120	6695	2076	4294
Milleporina	Milleporidae	<i>Millepora</i> spp.	SPE		2		140		11	31
Milleporina	Milleporidae	<i>Milleporidae</i> spp.	LIV		8		200			42
Milleporina	Milleporidae	<i>Milleporidae</i> spp.	SPE		18					4
Stylasterina	Stylasteridae	<i>Distichopora serpens</i>	LIV					5		1
Stylasterina	Stylasteridae	<i>Distichopora</i> spp.	COR		3	224	248	270	368	223
Stylasterina	Stylasteridae	<i>Distichopora</i> spp.	LIV		1447	2510	1822	2915	1148	1968
Stylasterina	Stylasteridae	<i>Distichopora violacea</i>	COR				13			3
Stylasterina	Stylasteridae	<i>Errina antarctica</i>	SPE						20	4
Stylasterina	Stylasteridae	<i>Errina</i> spp.	SPE			1			94	19
Stylasterina	Stylasteridae	<i>Stylaster crassior</i>	SPE						93	19
Stylasterina	Stylasteridae	<i>Stylaster marshae</i>	CAR		919			12		186
Stylasterina	Stylasteridae	<i>Stylaster roseus</i>	COR				18			4



Order	Family	Taxon	Term	Unit	2007	2008	2009	2010	2011	Yearly Average
Stylasterina	Stylasteridae	<i>Stylaster</i> spp.	COR	kg					50	10
Stylasterina	Stylasteridae	<i>Stylaster</i> spp.	COR				230	60	20	62
Stylasterina	Stylasteridae	<i>Stylaster</i> spp.	LIV		527	2150	1820	2876	642	1603
Stylasterina	Stylasteridae	<i>Stylaster</i> spp.	SPE		1				32	7
Stylasterina	Stylasteridae	<i>Stylasteridae</i> spp.	COR		10		8		1	4
Stylasterina	Stylasteridae	<i>Stylasteridae</i> spp.	LIV	kg		10				2
Stylasterina	Stylasteridae	<i>Stylasteridae</i> spp.	LIV			6	102			22
Stylasterina	Stylasteridae	<i>Stylasteridae</i> spp.	SPE		100		30	1	47	36

\*Species subject to taxonomic change at CoP16 in 2012.

### Selection of species for inclusion in the Review of Significant Trade following CoP16 Extended analysis

UNEP-WCMC has undertaken an extended analysis of the Appendix-II trade data with the aim of assisting the CITES Animals Committee with the task of species selection for the Review of Significant Trade. Species that may merit further consideration by the Parties on the basis of this analysis (methodology detailed below) are provided in Table 1.

#### **Methodology**

##### **Data used**

This extended analysis of gross exports in Appendix-II animal species covers trade data over the most recent ten-year period for which near-complete data is available (2002-2011). A longer period was deemed more appropriate to enable the identification of slopes and dispersion of trade levels, used for the analysis. As with the initial data output produced (see Annex 1 of the present document), specimens traded at levels averaging less than one over the most recent five-year period were excluded. Similarly, only trade data where the reported source was wild-collected, ranched, unknown or where there was no reported source were included. Trade at the genus level is included. However, trade reported at higher taxonomic levels (e.g. at the family, order or class level) has been excluded. The number of individual trade records involved in this analysis totalled over 1.9 million records.

As re-export data were not deemed to add relevant information to the analysis of the number of specimens taken for trade, only the data concerning direct exports was used in the analysis.

Since less than half of annual reports for 2012 had been received by UNEP-WCMC and included in the CITES Trade Database by the time of the data extraction (2 December 2013), data for 2012 were excluded from the extended analysis when temporal trends were analysed (e.g. sharp increase or gradual increases over time) and have not been provided in Table 1. However, data for 2012 were analysed separately to determine if the trade reported to date meets the high volume thresholds. This process is described in more detail under "Criterion 5".

The resulting dataset was subsequently filtered to include only the following terms of trade (i.e. types of specimens in trade):

- baleen, bodies, bones, carapaces, carvings, cloth, eggs, egg (live), fins, gall and gall bladders, horns and horn pieces, ivory pieces, ivory carvings, live, meat, musk (including derivatives for *Moschus moschiferus*), plates, raw corals, scales, shells, skin pieces, skins, skeletons, skulls, teeth, trophies, and tusks.

A full list of terms used is available in the CITES Trade Database interpretation guide<sup>1</sup>.

Conversion factors were applied to enable a more meaningful analysis of the different units in which trade was originally reported. Units of trade were converted in order to standardize the data and facilitate the analysis as follows.

Converted from	Converted to
grams or milligrams	kilograms
millilitres	litres
centimetres	metres
cm <sup>2</sup> or ft <sup>2</sup>	m <sup>2</sup>
cm <sup>3</sup>	m <sup>3</sup>

Parties often report corals in either kilograms or number of pieces. According to the *Guidelines for the preparation and submission of CITES annual reports* (Notification No. 2011/019), the preferred unit of

<sup>1</sup> A guide to using the CITES Trade Database: [http://www.unep-wcmc-apps.org/citestrade/docs/EN-CITES\\_Trade\\_Database\\_Guide.pdf](http://www.unep-wcmc-apps.org/citestrade/docs/EN-CITES_Trade_Database_Guide.pdf)

measurement for live corals is number of pieces and the preferred unit of measure for raw corals ('COR') is kilograms (see Notification to the Parties 2011/019). Therefore, in order to make meaningful comparisons, prior to the creation of the gross export tables, live coral reported in kilograms was converted to pieces and raw corals reported in pieces were converted to kilograms. Conversion factors published in Green and Shirley (1999) were used to convert between trade reported in kg to an equivalent in pieces and vice versa – see below:

Term	Converted to	Conversion factor
live corals (kg)	live corals (pieces)	206.1 ± 13.1g
raw corals (pieces)	raw corals (kg)	580g ± 121g

### Species selection

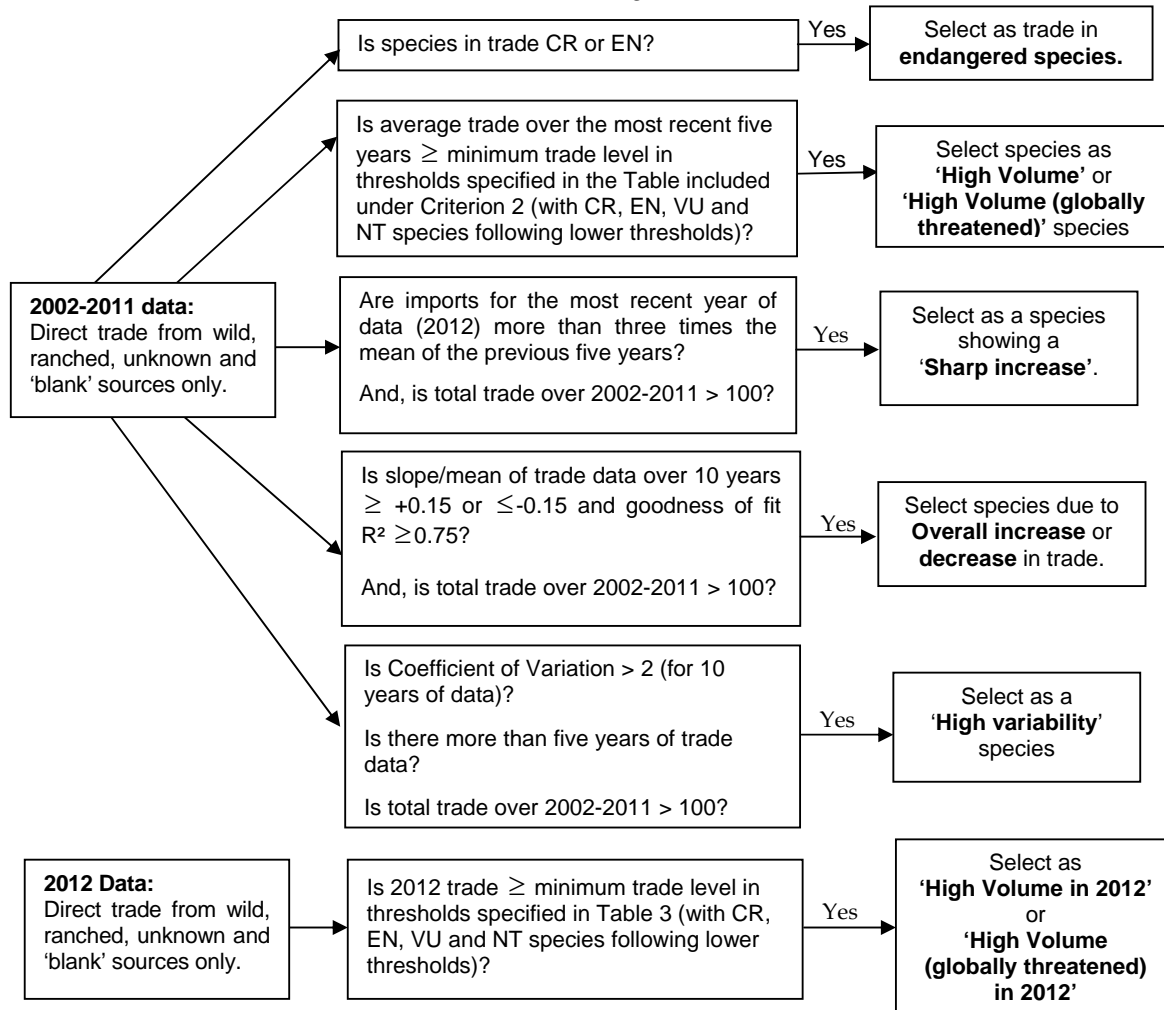
The resulting dataset was then filtered using a set of criteria to extract the species showing noteworthy patterns of trade. The selection of species highlighted in this detailed analysis was derived using the analysis protocol depicted in Figure 1. Trade levels were analysed and selected as noteworthy according to six criteria designed to identify:

- **Trade in endangered species:** Species categorized in the *IUCN Red List of Threatened Species* as Critically Endangered (CR) or Endangered (EN) were automatically selected for inclusion in Annex 1.
- **High volume and high volume (globally threatened):** trade exceeding a set of minimum thresholds over the most recent five year period with near-complete data (2007-2011). Globally threatened and near-threatened species were assessed on the basis of lower thresholds.
- **Sharp increase** in trade in 2011 in comparison to the average over preceding five-year period (2006-2010);
- **Overall increase/decrease:** General long-term increases or decreases in trade over a ten-year period (2002-2011);
- **High variability:** Long-term variability in trade between 2002 and 2011; and
- **High volume (2012):** Preliminary assessment of species traded at high volumes in 2012.

Further details on these criteria are summarized in Figure 1, followed by a detailed description of each criterion.

Species that met at least one of the criteria are included in Table 1 for further consideration by the Parties, along with the details of which criterion or criteria they met. To assist the CITES Animals Committee with the task of species selection for the Review of Significant Trade, UNEP-WCMC has provided additional information on species selected as part of this extended analysis in the Notes column. For instance, annotations are provided for species that were previously selected for review as part of the Review of Significant Trade following the 12th, 13th and 14th meetings of the Conference of the Parties, and for species that were newly listed on the CITES Appendices since 2002.

Figure 1: Flow chart for the selection of candidate species for consideration in the Review of Significant Trade



#### Criterion 1: Trade in endangered species

Species threatened with extinction are assumed to be more adversely affected by high trade volumes and more susceptible to changes in trade patterns than non-threatened species. For this reason, species in trade that have been classified as Critically Endangered and Endangered in the *IUCN Red List of Threatened Species*<sup>2</sup> were automatically selected for inclusion. The standard selection criteria have also been applied to these species – adjusted when other criteria are also met.

The global threat status was taken into consideration when applying the 'high volume' criterion (see Criterion 2).

It should be noted that not all species have been assessed in the *IUCN Red List of Threatened Species*. Therefore, the higher trade thresholds will apply to these species by default as it cannot be easily determined whether or not these species are threatened.

#### Criterion 2: High volume and High volume (globally threatened)

Species qualified for inclusion in Table 1 on the basis of 'high volume trade' or 'high volume (globally threatened)' if the average level of gross direct exports during 2007-2011 exceeded pre-determined thresholds (see below). Terms with the same unit (e.g. number) were combined in order to assess the high volume criterion. For instance, a species might meet the high volume criterion on the combination of trade in live, bodies and skins. As much of the trade in fish taxa and corals is recorded in kilograms (e.g. caviar and raw

<sup>2</sup> [www.iucnredlist.org](http://www.iucnredlist.org) Data downloaded on 12 December 2013.

corals), in addition to “number”, trade recorded in kilograms was also assessed for these taxa. Trade in units other than number, or kg in the case of fish and coral, (e.g. shipments, m and kg for all other taxa) were excluded from the high volume trade analysis, as it is difficult to combine these units meaningfully, but were included in the analyses for the remaining criteria.

Average minimum number of specimens from wild, ranched and unknown sources reported as directly exported per year over 2007-2011 needed to qualify for selection on the basis of high trade volume.

Types of animals	High volume	High volume (*globally threatened)
Mammals	500	50
Birds	500	50
Reptiles	2500	50
Amphibians	2500	50
Fish	2500 (number/kg)	50 (number/kg)
Invertebrates (non-corals)	2500	250
Corals	2500 (number/kg)	1000 (number/kg)

\*Applies to species that are classified as Critically Endangered (CR), Endangered (EN), Vulnerable (VU) or Near Threatened (NT) according to the IUCN Red List of Threatened Species.

Thresholds used to determine high volume trade were lower for globally threatened species than for non-threatened species. The minimum trade level required to meet the high volume criteria was also adjusted for all species categorised as Critically Endangered (‘CR’), Endangered (‘EN’), Vulnerable (‘VU’) or Near Threatened (‘NT’) in the *IUCN Red List of Threatened Species*.

For species not considered globally threatened, individual terms traded at levels less than 100 over the ten year period 2002-2011 were excluded from the table even if they contributed to the selection on the basis of high volume. Therefore, Table 1 only includes the most highly traded terms. For globally threatened species, all terms contributing to the high volume (globally threatened) selection criterion have been maintained within the table.

Criterion 3: Sharp increase in trade volume in 2011

Species met this criterion if the volume of direct exports during 2011 was more than three times the average trade volume of the preceding five years 2006-2010 (see graphic below). Species that, despite a sharp increase in trade in 2011, were still only traded in very low volumes (i.e. totalling less than 100 over the entire period), were not considered to meet this criterion.

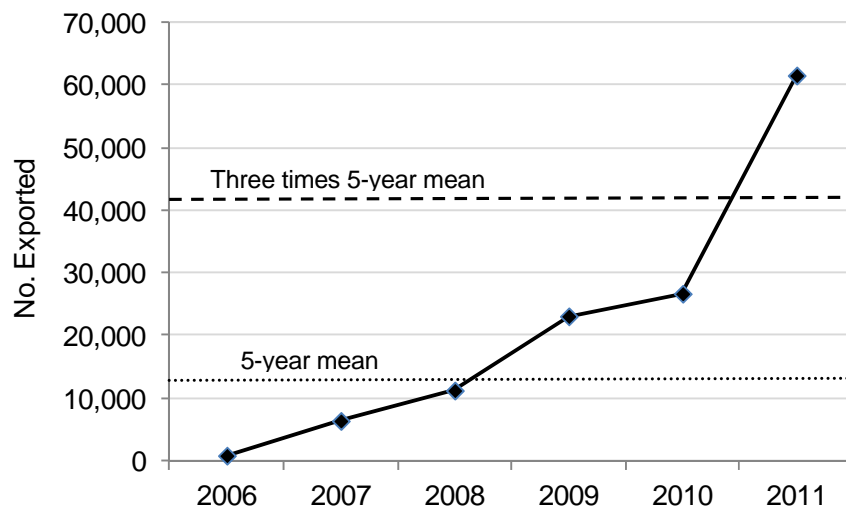


Illustration of the application of the ‘sharp increase’ criterion (direct gross exports).

#### Criterion 4: Overall increase or decrease in trade levels 2002-2011

This criterion was included to take into account more general trends over the ten-year period 2002-2011 ('overall increase' and 'overall decrease'). General trends in trade for each taxon were identified by calculating the slopes of a best-fit linear function to the trade data, a large slope (positive or negative) indicating a notable change in trade levels over time (see graphic below).

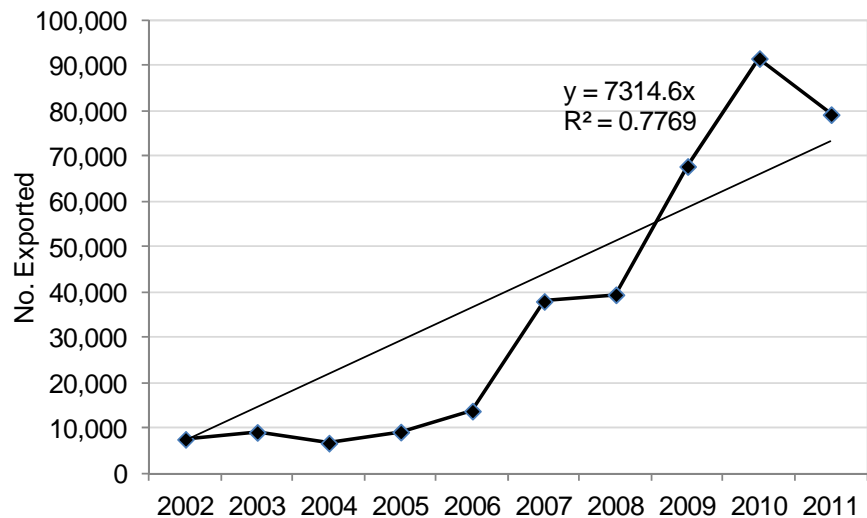


Illustration of the application of the 'overall increase' criterion (direct gross exports).

For the purpose of comparison between taxa, the value of the slope was divided by the mean level of trade (for the ten-year period in question) for each taxon. Following examination of the slope/mean values for all species, a cut-off threshold of  $\pm 0.15$  was chosen. That is to say, values below  $+0.15$  and above  $-0.15$  were considered small slopes, while higher values than  $+0.15$  and lower than  $-0.15$  were considered large slopes. The goodness of fit of the trend-line was also considered with only species with  $R^2$  values of greater than 0.75 retained in the final selection for overall increase or decrease ( $R^2$  is a commonly-used criterion for goodness of fit with  $R^2=1.00$  being best fit).

Species that, despite an overall increase or decrease in trade over this period, were still only traded in very low volumes (i.e. totalling less than 100 over the entire period), were not selected on the basis of this criterion. The date of CITES listing was also taken into consideration for this criterion.

#### Criterion 5: Highly variable trade levels 2002-2011

Trade levels in some species can be highly variable, with relatively high volumes being traded in some years and little or no trade reported in other years. Most trade patterns do not fit the linear slope pattern, as described in the section on 'overall increase or decrease' above. Therefore, it was considered that a species showing high variation in levels of trade over the period of analysis might need more attention than those showing fairly constant trade levels. For the purpose of this analysis, a ten-year period (2002-2011) was examined. In the case of species added to the CITES Appendices within the period of analysis, only the years since its listing were analysed, provided that at least five years of trade data were available.

A number of measures of spread exist but the most appropriate when comparing across groups with different means was considered to be the coefficient of variation (CV). The CV is calculated as the standard deviation divided by the mean. This coefficient can therefore be used to make comparisons among taxa, as division of the standard deviation by the mean removes the effect of differences in scale of the trade volumes to which different taxa are subject.

Following examination of the coefficients of variation shown by all species within the period of analysis, a cut-off value of  $+2$  was used to select candidate taxa. Thus, taxa whose levels of trade showed a coefficient of variation higher than  $+2$  (i.e. highly variable trade levels) were considered as potential candidates for selection.

As with the previous criterion, species that were traded in low numbers (totalling less than 100 units during 2002-2011) were not selected for further consideration. In addition, species that had five or less data-points were excluded as zero-trade volumes are confounded with no-data due to lack of reporting, therefore many species would be selected as showing artificially high variability.

Criterion 6: Preliminary analysis of 2012 data to detect high volume trade

As 2012 data were incomplete at the time of analysis (January 2014), they could not be subjected to the same analysis as other years of data (as the incompleteness of the data would affect the criteria that detect increases/decreases over time). However, on the basis of the existing data, a preliminary analysis was conducted to detect high volume trade in 2012. The high volume criterion applied differed slightly from the criterion applied to the main dataset. Instead of comparing the average of five years of data with the thresholds mentioned above, the 2012 data was assessed on its own to determine if the thresholds had been exceeded on the basis of trade reported to date. Individual terms traded at levels in excess of the high volume threshold in 2012 are provided in the Notes column when this criterion was met.



**Table 1: Fauna taxa selected through the flowchart process** Quantities rounded to the nearest whole number, when applicable. Data extracted from the CITES Trade Database 2 December 2013.

Taxon	Term (unit)	2002	2003	2004	2005	2006	2007	2008	2009	2010	2011	*IUCN	Notes
<b>PHYLUM CHORDATA</b>													
<b>CLASS MAMMALIA</b>													
<b>ORDER ARTIODACTYLA</b>													
<b>Bovidae</b>													
<i>Damaliscus pygargus pygargus</i>	bodies	0	1	0	0	0	0	1	4	2	2	NT	High volume (globally threatened). Also met high volume (globally threatened) in 2012 (138 trophies; 35 horns; 22 skulls).
	horns	0	0	0	4	4	0	0	26	6	26		
	skins	2	1	4	4	13	0	0	13	5	26		
	skulls	3	1	1	3	12	0	1	8	4	16		
	trophies	160	168	89	221	154	134	225	260	107	180		
<i>Kobus leche</i>	bodies	0	0	1	2	0	0	1	6	2	1	High volume.	
	horns	6	4	2	8	0	0	0	8	4	17		
	live	0	0	10	42	349	0	273	425	140	21		
	skin pieces	2	0	8	0	2	0	1	0	2	12		
	skins	11	7	3	9	4	16	5	16	8	23		
	skulls	7	7	12	163	15	7	8	12	8	22		
	trophies	331	300	360	364	370	359	522	394	322	326		
<i>Ovis ammon</i>	horns	2	1	0	1	6	0	9	0	0	0	NT	High volume (globally threatened). Also met high volume (globally threatened) in 2012 (61 trophies).
	skins	7	1	1	3	0	0	2	1	5	0		
	skulls	8	1	1	6	1	1	2	1	4	0		
	trophies	72	90	28	69	53	32	26	57	64	79		
<i>Saiga tatarica</i>	derivatives (kg)	191	242	256	470	3	568	358	0	96	139	CR	High volume (globally threatened) and as trade in an endangered species. Also met high volume trade in 2012 (463 horns (kg); 142 derivatives).
	horns (kg)	10237	7500	120	154	341	199	118	285	348	462		
<b>Camelidae</b>													
<i>Lama guanicoe</i>	cloth (kg)	0	0	0	0	2	0	0	0	202	123	High volume and sharp increase.	
	hair (kg)	827	596	1053	1073	1187	1760	773	1040	42	338		
	meat (kg)	0	0	0	50406	34028	0	0	0	44	56400		
	skins (kg)	0	0	0	0	0	0	273	0	0	0		
<i>Vicugna vicugna</i>	cloth	0	18	0	0	27	101	52	35	6	1	High volume and sharp increase. Also met high volume trade in 2012 (5757 hair (kg)).	
	cloth (kg)	0	0	424	0	0	0	0	222	363	1202		
	garments	481	704	1146	635	110	71	140	316	459	1022		
	hair (kg)	2788	3113	4367	2409	2334	4107	3218	3397	7359	4799		
	skins	0	2	0	14	0	0	0	6	0	0		
	skins (kg)	0	0	0	0	0	0	44	0	0	0		
<b>Hippopotamidae</b>													
<i>Hippopotamus amphibius</i>	bones	0	1	12	2	0	0	0	2	3	120	VU	High volume (globally threatened), sharp increase and high variability. Selected at AC23 following CoP14 and reviewed for AC25 (AC25 Doc. 9.4). Also met high volume (globally threatened) in 2012 (372 trophies;
	carvings	227	695	4	9	80	23	53	25	3	8		
	carvings (kg)	0	0	0	0	0	0	0	0	0	36		
<i>Hippopotamus amphibius (cont.)</i>	derivatives	0	0	0	0	0	0	0	10	33	884		
	hair products	0	0	0	0	0	0	0	6	0	0		

Taxon	Term (unit)	2002	2003	2004	2005	2006	2007	2008	2009	2010	2011	*IUCN	Notes
	horns (kg)	0	0	0	0	0	0	0	50	0	0		3507 teeth (kg); 487 skin pieces).
	ivory carvings	3	318	71	8	41	72	0	12	3	2		
	live	1	5	13	56	27	3	53	45	16	35		
	skin pieces	1056	121	26	9	279	39	111	74	646	926		
	skin pieces (kg)	0	0	0	0	0	0	0	0	0	131		
	skins	142	21	160	8476	569	404	474	721	1516	252		
	skulls	8	21	14	239	28	5	42	52	329	144		
	teeth	113	97	93	307	128	54	66	320	339	284		
	teeth (kg)	28010	17573	9204	8653	8130	6155	7908	6224	6986	6772		
	trophies	377	445	463	652	726	567	496	590	429	409		
<b>Moschidae</b>													
<i>Moschus moschiferus</i>	derivatives	695500	215000	85000	155000	0	9600	0	0	0	0		VU High volume (globally threatened), sharp increase and high variability. Also met high volume (globally threatened) in 2012 (50 musk (kg)).
	derivatives (kg)	0	0	4	6	0	9	4	4	2	0		
	musk	0	0	0	0	100000	0	0	0	3406	711		
	musk (kg)	44	34	43	21	39	33	45	77	1229	6063		
<b>Tayassuidae</b>													
<i>Pecari tajacu</i>	garments	6042	9806	14832	5723	3702	8089	5366	4054	6323	5409		High volume. Also met high volume trade in 2012 (21,199 skins; 4707 garments).
	skin pieces	0	0	663	163	2009	2424	0	700	1820	1300		
	skins	52635	41878	43268	52557	43753	45595	47310	46502	35411	27468		
	trophies	0	1	1	27	43	23	16	4	1	9		
<i>Tayassu pecari</i>	garments	1307	2518	3528	4899	40	826	1844	985	1835	152		VU High volume (globally threatened). Also met high volume (globally threatened) in 2012 (4456 skins).
	skin pieces	0	0	0	1213	475	0	0	0	250	354		
	skins	10590	8807	11222	14951	15374	12602	11349	14143	14654	6886		
	trophies	1	0	1	2	11	19	8	9	3	8		
<b>ORDER CARNIVORA</b>													
<b>Canidae</b>													
<i>Canis lupus</i>	bodies	210	213	193	152	136	219	139	126	22	10		NT High volume (globally threatened) and high variability. Also met high volume trade in 2012 (2533 skins; 431 trophies).
	bones	1	358	4	1	383	3365	4	3	0	0		
	cloth	0	0	0	0	0	1	7	0	0	0		
	garments	15	6	6	43	35	30	20	109	70	59		
	hair	0	0	3	0	23	38	0	48	21	25		
	live	0	2	14	0	0	19	15	10	1	0		
	plates	160	143	93	196	28	134	104	1	0	0		
	skin pieces	578	12	33	5	11	11	80	40	1	15		
	skins	3313	2993	2901	3037	2957	2770	2402	2694	1388	2075		
	skulls	521	348	330	432	291	386	322	249	145	119		
trophies	362	372	407	480	457	419	316	442	411	438			
<i>Cerdocoyon thous</i>	skins	0	0	12	11	5	883	0	7	0	0		High variability.
<i>Chrysocyon brachyurus</i>	derivatives	0	0	0	0	0	0	310	0	0	0		High volume (globally threatened).
<i>Lycalopex culpaeus</i>	garments	73	65	84	321	380	173	166	41	60	382		High volume, sharp increase and high variability. Reviewed for AC20 (AC20 Doc. 8.5). Also met high
	plates	2	39	1	4	6	23	204	7	4	3		
	skin pieces	0	11	98	113	0	104	67	3	0	2976		

Taxon	Term (unit)	2002	2003	2004	2005	2006	2007	2008	2009	2010	2011	*IUCN	Notes	
<i>Lycalopex griseus</i>	skins	16253	16564	1231	4509	9440	7510	5213	66	1456	1731		High volume, sharp increase and high variability. Reviewed for AC20 (AC20 Doc. 8.5). Also met high volume trade in 2012 (32745 skins; 485 garments).	
	cloth	0	0	0	0	0	0	0	31	0	0			
	derivatives	0	0	0	0	11	0	0	0	0	35			
	garments	387	1510	1890	13011	12454	9118	6374	582	1969	2039			
	hair	0	0	0	0	0	25	0	0	2	3			
	hair products	0	0	0	0	56	3	30	0	0	0			
	plates	62	748	222	355	4267	606	1221	398	73	13			
	skin pieces	774	973	3121	1071	2010	99	179	60	237	75746			
<i>Lycalopex gymnocercus</i>	skins	125059	131728	95256	120006	208557	316720	187180	16341	46318	62786		High volume and sharp increase. Also met high volume trade in 2012 (6000 skins).	
	cloth	0	0	0	0	0	0	33	0	0	0			
	garments	0	0	0	1	959	1054	620	151	108	88			
	live	0	0	0	0	0	500	0	0	0	0			
	plates	0	0	0	0	0	8	5	17	0	0			
	skin pieces	0	0	0	0	1620	0	0	2	0	19602			
<b>Felidae</b>	<i>Caracal caracal</i>	skins	0	0	1	10	37988	73427	57862	6652	10708	14418		
		bodies	2	8	1	4	2	5	13	7	20	22		
		hair	0	0	0	0	0	0	10	0	0	0		
		live	10	4	2	3	13	6	0	3	10	8		
		skin pieces	1	1	0	0	2	200	0	0	0	1		
		skins	102	83	63	59	116	41	40	61	107	175		
		skulls	56	147	82	81	103	56	36	40	118	213		
		trophies	406	433	540	513	383	474	635	655	358	611		
		<i>Lynx canadensis</i>	bodies	90	1993	526	61	45	65	48	26	4	7	
			bones	0	0	0	0	0	0	1	8	0	0	
garments	209		722	153	1177	600	638	276	1543	130	1040			
hair	12		0	0	0	0	90	0	44	21	25			
plates	6		13	13	5	1	2	7	1	0	0			
skin pieces	20		1856	442	1096	4	430	191	36	0	101			
skins	14699		14556	12264	7445	12782	10826	14346	10520	6951	7649			
skulls	373		193	98	241	83	58	64	77	32	21			
trophies	119		127	93	115	88	64	77	59	52	43			
<i>Lynx lynx</i>	skins	304	9	5	7	3	0	0	1	1	2		High variability.	
<i>Lynx rufus</i>	bodies	35	16	8	15	7	8	7	5	1	0		High volume and sharp increase. Also met high volume trade in 2012 (51,472 skins; 6427 garments; 1106 trophies).	
	garments	122	1494	140	741	683	460	766	4590	563	7406			
	plates	4	5	6	2	1	2	2	11	1	0			
	skin pieces	1238	400	36	90	0	119	19	0	1100	3159			
	skins	20867	33148	39849	39591	54336	35921	64262	34325	33679	57720			
	skulls	35	40	30	55	20	35	43	26	10	10			
	trophies	26	26	24	34	26	20	20	26	13	23			

Taxon	Term (unit)	2002	2003	2004	2005	2006	2007	2008	2009	2010	2011	*IUCN	Notes
<i>Lynx spp.</i>	skins	160	0	1	483	2	0	0	0	0	125		Sharp increase and high variability.
<i>Panthera leo</i>	bodies	4	2	0	2	2	8	6	3	5	22		High volume (globally threatened), sharp increase and high variability. Also met high volume (globally threatened) in 2012 (456 trophies). Reviewed for AC20 (AC20 Doc. 8.5).
	bones	0	2	0	10	4	0	4	14	261	18		
	carvings	32	0	0	0	0	7	0	0	0	0		
	garments	0	0	0	0	0	0	0	8	1	1		
	hair	0	50	4	0	1	6	50	0	0	10		
	live	40	29	15	14	13	15	11	20	40	15	VU	
	plates	17	6	0	1	0	6	1	0	0	0		
	skin pieces	0	0	3	0	13	4	0	3	1	1		
	skins	33	26	28	26	47	87	25	111	78	259		
	skulls	31	10	10	13	31	5	16	106	78	124		
trophies	453	453	431	519	536	603	635	568	513	424			
<i>Prionailurus bengalensis</i>	plates	9645	2903	1445	617	200	0	0	0	0	0		High variability.
<b>Mustelidae</b>													
<i>Lontra canadensis</i>	bodies	18	6	8	8	3	4	3	4	0	0		High volume, sharp increase and high variability. Also met high volume trade in 2012 (29,635 skins; 2054 trophies; 791 garments).
	garments	32	26	50	104	5	57	46	109	52	611		
	hair	0	0	0	0	3	4	0	163	0	0		
	live	2	7	4	4	6	7	0	4	3	2		
	plates	0	0	0	0	0	0	0	19	0	0		
	skin pieces	840	2	0	0	1	0	39	36	1	1106		
	skins	50026	47037	48231	73905	35960	18228	47134	32433	40830	36143		
	skulls	32	110	29	105	13	27	3	9	1	7		
trophies	6	2	11	11	6	17	2	3	3	4			
<b>Otariidae</b>													
<i>Arctocephalus pusillus</i>	garments	0	0	0	0	0	0	0	178	0	17		High volume and high variability. Also met high volume trade in 2012 (68,166 skins; 1563 trophies). Reviewed for AC20 (AC20 Doc. 8.5).
	live	22	6	2	18	13	23	25	0	0	0		
	skin pieces	8	8	1	8918	6100	0	0	0	850	0		
	skins	117409	22070	66509	39110	85525	26081	56754	32513	19691	73326		
<b>Ursidae</b>													
<i>Ursus americanus</i>	bodies (kg)	0	0	0	0	0	8	0	0	0	0		High volume and high variability. Also met high volume trade in 2012 (7582 trophies; 5725 meat (kg)).
	bodies	700	640	659	462	352	572	442	632	16	55		
	bones	31	62	50	95	67	94	30	66	8	23		
	carvings	1	2	1	5	0	1	1	20	120	0		
	derivatives	0	2	0	0	4	0	16	0	1	0		
	gall bladder	33	51	75	26	16	7	4	0	0	0		
	garments	8	1	2	51	9	4	3	543	448	319		
	garments (kg)	0	0	0	0	0	0	0	7	0	0		
	hair	2606	4564	2761	1320	2442	309	10034	12622	18042	13834		
	live	3	6	0	2	1	0	0	0	41	2		
meat	47	190	112	283	147	168	126	191	92	123			
meat (kg)	6614	5020	2645	5202	5055	4008	2284	3797	2838	2312			
plates	904	1401	652	940	148	692	564	29	0	0			
<i>Ursus americanus</i> (cont.)													

Taxon	Term (unit)	2002	2003	2004	2005	2006	2007	2008	2009	2010	2011	*IUCN	Notes
<i>Ursus arctos</i>	skin pieces	314	227	120	7	54	49	34	78	52	25		
	skin pieces (kg)	0	0	0	5	0	0	0	11	0	0		
	skins	6325	5476	5104	5797	4618	4468	3560	3584	977	651		
	skins (kg)	0	159	2	0	0	46	0	0	0	0		
	skulls	2870	2562	2659	3074	2501	2840	2475	2391	901	921		
	skulls (kg)	2	1	2	6	4	57	0	0	0	0		
	trophies	6576	7585	10404	10643	9813	8128	6496	8630	7429	7740		
	trophies (kg)	306	0	0	70	4	10	0	5	2	2		
	bodies	27	37	38	36	28	48	41	29	6	6		
	bones	37	8	4	3	4	7	4	2	1	0		
	gall	0	38	0	0	0	13600	0	69	4	0		
	gall (kg)	6	4	6	14	0	29	19	0	0	0		
	gall bladders (kg)	0	0	0	12	4	12	1	0	3123	3		
	<i>Ursus arctos horribilis</i>	garments	1	1	3	2	0	0	0	12	22	6	
hair		3	530	287	4846	1080	286	290	267	7281	2547		
live		12	11	5	5	12	9	7	8	13	9		High volume and high variability. Reviewed for AC20 (AC20 Doc. 8.5).
meat		0	0	0	0	0	581	0	611	319	0		
meat (kg)		95	0	0	0	0	2	1206	0	0	0		
plates		16	22	12	10	5	2	9	2	0	0		
skin pieces		6	0	0	0	1	0	4	2	2	2		
skins		236	488	196	274	213	297	326	203	49	25		
skins (kg)		0	0	0	0	0	0	0	0	1000	0		
skulls		148	170	146	188	172	164	176	146	73	33		
trophies		835	786	734	576	643	835	789	675	476	481		
garments		0	0	0	0	0	0	0	2	5	10		
hair		0	0	29952	11168	0	38	0	1665	1134	13147		
plates		5	5	19	15	4	16	5	0	0	0		High volume and sharp increase.
<i>Ursus maritimus</i>	skins	21	20	17	49	59	50	52	3	7	79		
	skulls	19	35	40	55	48	53	55	3	23	30		
	trophies	53	74	78	114	40	74	52	12	26	35		
	bodies	33	27	23	32	29	29	24	18	21	4		
	bones	36	43	54	55	39	110	317	26	2	1		
	carvings	124	123	283	337	287	39	21	8	5	1		
	garments	2	0	1	13	2	6	0	0	0	1		
	hair	0	0	8	0	314	606	365	925	550	650		VU High volume (globally threatened). Reviewed for AC20 (AC20 Doc. 8.5).
<i>Ursus spp.</i>	live	1	0	18	8	0	8	0	0	1	6		
	skin pieces	24	442	306	306	212	36	5	171	14	17		
	skins	247	291	337	347	373	574	409	305	225	175		
	skulls	124	120	156	143	132	385	116	97	22	55		
<i>Ursus spp.</i>	trophies	93	82	131	86	104	140	50	54	18	129		
<i>Ursus spp.</i>	hair	0	0	0	0	0	0	1354	1647	0	0		High volume.

Taxon	Term (unit)	2002	2003	2004	2005	2006	2007	2008	2009	2010	2011	*IUCN	Notes
<b>ORDER CETACEA</b>													
Cetacea spp.	carvings	24	0	1913	0	25	31	7	0	7	6		High variability.
<b>Balaenopteridae</b>													
<i>Balaenoptera acutorostrata</i>	bones (kg)	0	0	0	0	0	0	0	25	0	0		High volume. Also met high volume trade in 2012 (1480 meat (kg)).
	meat (kg)	897	222	311	774	313	1488	421	472	0	1083		
<b>Delphinidae</b>													
<i>Cephalorhynchus heavisidii</i>	skins	0	0	0	0	0	0	0	0	0	104		Sharp increase.
	<i>Tursiops truncatus</i>	bodies	2	0	0	6	0	0	3	0	0	651	
<i>Tursiops truncatus</i>	bones	0	0	0	0	0	26	0	0	0	0		Sharp increase.
	live	45	30	39	38	63	78	51	51	113	67		
	skin pieces	0	0	0	10	0	0	0	38	65	0		
	skins	0	0	0	0	0	0	0	19	0	6		
<b>Monodontidae</b>													
<i>Delphinapterus leucas</i>	carvings	25	66	72	107	69	10	124	88	221	29	NT	High volume (globally threatened) and sharp increase. Reviewed for AC20 (AC20 Doc. 8.5).
	live	37	30	14	27	18	0	17	35	26	36		
	meat (kg)	41	3	7	2	5	0	105	175	0	418		
<i>Monodon monoceros</i>	bones	1	2	11	18	3	120	0	0	0	0	NT	High volume (globally threatened) and high variability. Also met high volume (globally threatened) in 2012 (93 tusks). Selected at AC21 in the trade review following CoP13.
	carvings	2082	1800	3340	2767	747	0	1556	269	231	75		
	derivatives	0	0	0	4	8	0	0	7	0	0		
	skulls	7	3	6	1	8	4	4	3	3	0		
	trophies	0	1	0	1	1	0	3	1	1	1		
	tusks	256	162	197	108	135	213	245	191	173	132		
<b>ORDER CHIROPTERA</b>													
<b>Pteropodidae</b>													
<i>Pteropus vampyrus</i>	live	50	0	100	70	35	100	115	95	20	145	NT	High volume (globally threatened). Also met high volume (globally threatened) in 2012 (75 live). Reviewed for AC20 (AC20 Doc. 8.5).
<b>ORDER PEROSSODACTYLA</b>													
<b>Equidae</b>													
<i>Equus zebra hartmannae</i>	bodies	1	1	0	7	0	1	1	2	14	0		High volume and sharp increase. Also met high volume (globally threatened) in 2012 (2025 skins; 555 trophies). Reviewed for AC20 (AC20 Doc. 8.5).
	derivatives	0	0	24	0	0	0	0	5	2	0		
	garments	0	0	0	0	7	1	1	5	4	1		
	skin pieces	10	31	8	18	35	3	12	16	115	129		

Taxon	Term (unit)	2002	2003	2004	2005	2006	2007	2008	2009	2010	2011	*IUCN	Notes
	skins	913	2091	1423	1248	988	1088	1421	2411	1280	2005		
	skulls	8	6	2	6	3	2	3	8	5	2		
	trophies	782	419	991	1203	1277	1230	1717	945	624	515		
<b>Rhinocerotidae</b>													
<i>Ceratotherium simum</i>	horns	0	0	0	0	0	0	0	2	4	54	NT	Sharp increase and high variability. Also met high volume (globally threatened) in 2012 (84 live, purpose 'N'). Trade in 2012 recorded as purpose 'N'.
	live	0	0	4	0	4	0	0	4	9	87		
	skins	0	0	0	0	0	0	0	0	1	11		
	trophies	0	0	0	0	0	0	0	5	16	2		
<i>Ceratotherium simum simum</i>	bodies	5	0	0	0	0	0	0	26	0	1	NT	High volume (globally threatened).
	bones	0	5	5	0	0	10	54	56	4	5		
	derivatives	0	0	0	0	0	0	0	0	7	0		
	horns	3	11	9	4	110	10	14	90	154	177		
	live	15	46	28	19	83	75	71	18	95	79		
	skin pieces	0	0	0	3	14	3	1	22	14	14		
	skins	3	1	2	4	38	3	4	10	19	25		
	skulls	1	2	1	3	26	3	2	3	14	17		
	trophies	94	87	110	143	209	231	196	181	69	114		
<b>ORDER PHOLIDOTA</b>													
<b>Manidae</b>													
<i>Manis gigantea</i>	scales (kg)	0	0	0	0	0	0	0	0	0	50	NT	High volume (globally threatened) in 2012 (70 kg of scales).
<i>Manis pentadactyla</i>	live	0	2	2	0	0	1	0	1	0	0	EN	High volume (globally threatened) and as trade in an endangered species.
	skins	0	0	2	0	0	0	0	0	1000	0		
<i>Manis tricuspis</i>	live	16	0	0	0	2	26	500	10	2	14	NT	High volume (globally threatened), sharp increase and high variability.
	skins	0	0	0	0	0	0	0	0	0	256		
<b>ORDER PRIMATES</b>													
<b>Atelidae</b>													
<i>Ateles spp.</i>	live	0	0	0	0	0	0	0	0	0	8		Sharp increase.
<b>Cebidae</b>													
<i>Callithrix pygmaea</i>	live	38	0	0	6	0	16	13	4	4	32		Sharp increase.
<i>Chiropotes satanas</i>	live	0	0	10	0	0	0	50	0	0	0	CR	Selected as trade in an endangered species.
<b>Cercopithecidae</b>													
<i>Chlorocebus aethiops</i>	bodies	1	4	2	12	5	26	7	3	1	0		High volume.
	derivatives	0	0	0	0	32	100	0	63	0	2		
	hair	0	0	0	0	60	0	22	75	1800	0		
	live	2905	1782	1496	1331	762	713	539	397	823	54		
	skin pieces	0	0	0	0	60	0	0	7	0	50		
	skins	56	35	11	41	55	12	30	6	150	7		



Taxon	Term (unit)	2002	2003	2004	2005	2006	2007	2008	2009	2010	2011	*IUCN	Notes
	skulls	182	194	362	631	371	249	233	13	4	10		
	trophies	269	342	340	343	262	333	358	112	46	34		
<i>Chlorocebus pygerythrus</i>	bodies	0	0	0	0	0	0	0	8	9	11		
	live	0	0	0	0	0	0	0	0	104	65		Sharp increase. Also met high volume trade in 2012 (555 skulls; 195 trophies; 120 live).
	skins	0	0	0	0	0	0	0	35	98	153		
	skulls	0	0	0	0	0	0	0	116	579	713		
	trophies	0	0	0	0	0	0	3	209	130	267		
<i>Chlorocebus sabaeus</i>	live	281	0	0	0	0	0	1	196	222	434		
<i>Erythrocebus patas</i>	live	12	14	4	115	140	22	34	61	103	556		Sharp increase.
	trophies	1	2	0	2	2	3	1	2	2	1		
<i>Macaca fascicularis</i>	live	2895	5389	8677	3563	10351	1824	7216	7769	638	279		High volume. Selected at AC25 in the trade review following CoP15.
	skulls	0	0	0	0	0	0	7	6	0	0		
<i>Papio ursinus</i>	bodies	1	13	0	11	3	4	8	8	23	20		High volume and sharp increase. Also met high volume trade in 2012 (650 trophies; 387 skulls).
	bones	2	1	0	2	0	0	2	5	2	19		
	live	0	9	0	0	0	0	7	0	0	0		
	skeletons	0	0	0	0	0	0	2	4	1	0		
	skin pieces	2	3	0	0	0	0	3	2	5	16		
	skins	52	15	9	11	63	3	7	49	94	220		
	skulls	274	259	101	119	227	99	174	684	667	967		
	trophies	884	525	747	940	728	688	1026	893	714	617		
<b>ORDER PROBOSCEIDA</b>													
<b>Elephantidae</b>													
<i>Loxodonta africana</i>	bodies	10	0	0	0	4	3	0	0	1	9		
	bones	10	6	7	1	17	2	25	31	47	71		
<i>Loxodonta africana</i> (cont.)	carvings	52	0	1	1	0	31	27	58	1841	37		
	derivatives	1160	0	0	0	0	0	0	3	124	37		
	hair	284	57	40	33	7	13	100	599	5284	4407		
	hair products	99	129	28	65	61	358	372	87	21	0		
	ivory carvings	1290	607	512	117	110	113	1655	3946	2672	276		
	ivory carvings (kg)	0	0	0	0	0	0	0	10	8	3246		High volume (globally threatened), sharp increase and high variability. Also met high volume (globally threatened) in 2012 (628 trophies; 242 tusks; 271 bones).
	ivory products	36	1	0	0	2	0	8	7	194	348		
	ivory products (kg)	0	0	0	0	0	0	4	39407	0	0		
	live	60	54	5	1	4	10	8	0	8	0		
	meat (kg)	0	0	0	0	0	0	0	0	2000	0		
	skin pieces	1430	1334	291	852	1726	1061	778	1265	2256	2734		
	skin pieces (kg)	0	0	0	20	0	0	0	0	0	165		
	skin pieces (m2)	263	238	0	392	49	0	1200	862	163	0		
	skins	1154	1424	2702	2040	3864	1836	4549	5001	2246	3205		
	skins (kg)	0	94	0	0	0	0	0	0	0	797		
	skins (m2)	9611	5549	2100	7267	3425	6075	4467	3660	479	275		

VU

Taxon	Term (unit)	2002	2003	2004	2005	2006	2007	2008	2009	2010	2011	*IUCN	Notes	
	skulls	3	3	0	2	12	3	4	18	20	47			
	trophies	334	390	392	451	555	439	493	679	637	439			
	trophies (kg)	0	0	0	0	0	0	0	0	180	0			
	tusks	376	446	269	482	588	428	3699	196	244	205			
<b>CLASS AVES</b>														
<b>ORDER APODIFORMES</b>														
<b>Trochilidae</b>														
<i>Sternoclyta cyanopectus</i>	carvings	0	0	0	0	0	0	0	0	0	250		Sharp increase.	
<b>ORDER CICONIIFORMES</b>														
<b>Phoenicopteridae</b>														
<i>Phoeniconaias minor</i>	live	855	573	738	416	30	0	172	116	0	40	NT	High volume (globally threatened).	
<b>ORDER CORACIIFORMES</b>														
<b>Bucerotidae</b>														
<i>Rhyticeros plicatus</i>	live	240	0	0	0	40	0	10	2	18	0		High variability.	
<b>ORDER FALCONIFORMES</b>														
<b>Accipitridae</b>														
<i>Gypohierax angolensis</i>	live	15	48	93	83	0	0	0	0	0	6		Sharp increase.	
<i>Gyps africanus</i>	bodies	0	0	0	6	0	0	0	0	4	4			
	live	128	135	212	171	0	0	0	7	0	0			
	skins	0	0	0	0	1	1	0	0	0	0	EN	Selected as trade in an endangered species.	
	skulls	0	1	1	0	0	0	0	0	0	0			
	trophies	0	0	2	0	18	21	6	6	0	1			
<i>Gyps rueppellii</i>	live	18	6	30	56	10	3	0	5	1	0	EN		Selected as trade in an endangered species.
<i>Necrosyrtes monachus</i>	bodies	0	0	0	2	0	0	2	0	0	0			
	live	17	120	150	100	0	5	2	4	0	3	EN	Selected as trade in an endangered species.	
	skins	2	0	0	0	0	0	0	0	0	0			
	trophies	1	0	0	0	0	2	2	0	0	0			
<i>Neophron percnopterus</i>	live	5	4	6	4	2	12	4	2	8	0	EN	Selected as trade in an endangered species.	
<b>Falconidae</b>														
<i>Falco biarmicus</i>	live	46	20	2	1	1	0	2	11	2	80		Sharp increase.	
<i>Falco cherrug</i>	bodies	1	0	0	0	0	0	0	0	2	0			
	live	368	809	974	479	542	373	281	418	747	37	EN	High volume (globally threatened) and as trade in an endangered species.	
	trophies	1	0	0	0	1	0	0	0	0	0			

Taxon	Term (unit)	2002	2003	2004	2005	2006	2007	2008	2009	2010	2011	*IUCN	Notes
<b>ORDER GRUIFORMES</b>													
<b>Gruidae</b>													
<i>Balearica regulorum</i>	bodies	0	0	1	0	0	0	0	0	0	0	EN	Selected as trade in an endangered species. Selected at AC23 following CoP14, retained in the review following AC25 and reviewed for AC26 (AC26 Doc. 12.2).
	garments	0	0	0	0	0	0	0	1	0	0		
	live	30	19	0	40	0	0	0	0	0	4		
	skins	2	0	0	0	0	0	0	0	0	0		
	trophies	0	1	0	0	0	0	0	0	0	1		
<i>Grus canadensis</i>	bodies	2	2	1	9	0	2	1	8	3	1	High volume. Also met high volume trade in 2012 (1406 trophies; 443 meat).	
	meat	153	417	202	580	556	370	422	538	464	359		
	trophies	1219	1323	2289	1550	1216	1288	1023	1444	1475	1555		
<b>ORDER PASSERIFORMES</b>													
<b>Emberizidae</b>													
<i>Paroaria coronata</i>	live	2970	1658	1	1	2	0	0	0	0	0		High variability.
<b>ORDER PICIFORMES</b>													
<b>Ramphastidae</b>													
<i>Ramphastos sulfuratus</i>	live	234	194	85	64	31	0	0	8	0	0		Overall decrease.
<b>ORDER PSITTACIFORMES</b>													
<b>Cacatuidae</b>													
<i>Cacatua alba</i>	live	3	1	1	4	2	48	27	42	4	10	EN	Selected as trade in an endangered species.
	<i>Cacatua galerita</i>	live	129	90	76	103	52	32	19	4	20	26	Overall decrease.
<b>Loriidae</b>													
<i>Vini kuhlii</i>	live	0	0	0	0	0	30	0	0	0	0	EN	Selected as trade in an endangered species.
<b>Psittacidae</b>													
<i>Agapornis canus</i>	live	3500	4875	3375	3639	1944	0	0	0	0	250		Overall decrease.
<i>Agapornis fischeri</i>	live	65	108	0	0	0	0	400	0	46	74	NT	High volume (globally threatened).
<i>Agapornis pullarius</i>	live	1196	1640	871	1455	9	0	220	100	2	240		Sharp increase.
<i>Amazona aestiva</i>	live	3486	4436	4769	3476	378	1198	478	703	329	403		High volume.
<i>Amazona amazonica</i>	live	9209	7969	8633	6784	2091	2055	2681	1583	1938	2835		High volume. Also met high volume trade in 2012 (1340 live).
<i>Amazona dufresniana</i>	live	354	497	539	381	301	92	136	91	99	48	NT	High volume (globally threatened) and overall decrease. Reviewed for AC20 (AC20 Doc. 8.5).
<i>Amazona festiva</i>	live	356	425	393	287	211	64	118	74	140	89	VU	High volume (globally threatened) and overall decrease.
<i>Amazona ochrocephala</i>	live	1203	1232	1558	978	1017	721	846	757	874	865		High volume. Also met high volume trade in 2012 (721 live).
<i>Amazona spp.</i>	live	1	102	5	0	1	40	0	0	0	0		High variability.
<i>Ara ararauna</i>	live	1357	1728	1569	1569	869	686	907	835	844	1259		High volume. Also met high volume trade in 2012 (728 live).

Taxon	Term (unit)	2002	2003	2004	2005	2006	2007	2008	2009	2010	2011	*IUCN	Notes
<i>Ara chloropterus</i>	live	1163	1391	1183	1078	745	776	1169	993	1032	1065		High volume. Also met high volume trade in 2012 (747 live).
<i>Aratinga aurea</i>	live	53	14	32	46	20	4	0	0	0	30		Sharp increase.
<i>Aratinga canicularis</i>	live	418	311	76	0	1	1	1	2	0	20		Sharp increase.
<i>Aratinga erythrogaena</i>	live	5	94	23	0	0	0	0	0	0	18	NT	Sharp increase.
<i>Aratinga finschi</i>	live	64	96	0	16	1	0	2	0	0	50		Sharp increase.
<i>Aratinga mitrata</i>	live	668	1580	1902	1226	1055	2435	2510	2119	990	2416		High volume.
<i>Aratinga solstitialis</i>	live	0	0	1	1	107	104	148	52	0	20	EN	High volume (globally threatened) and as trade in an endangered species.
<i>Aratinga wagleri</i>	live	2046	1525	895	1492	204	1697	1271	1896	1319	495		High volume. Also met high volume trade in 2012 (533 live).
<i>Brotogeris chrysoptera</i>	live	197	161	218	181	68	69	24	53	9	26		Overall decrease.
<i>Cyanoliseus patagonus</i>	live	2184	2875	1798	2604	500	600	3095	500	0	1332		High volume. Also met high volume trade in 2012 (666 live).
<i>Cyanoramphus novaezelandiae</i>	live	0	0	0	0	0	0	20	0	0	100	VU	Sharp increase.
<i>Myiopsitta monachus</i>	live	7614	9157	6770	9215	13845	38030	39508	67800	91600	79226		High volume in trade and overall increase. Also met high volume trade in 2012 (128,208 live).
<i>Nandayus nenday</i>	live	3977	907	1176	1117	542	2222	826	840	45	0		High volume.
<i>Nestor meridionalis</i>	carvings	0	0	0	0	0	0	0	0	0	540	EN	High volume (globally threatened) and sharp increase. Selected as trade in an endangered species.
<i>Pionites melanocephalus</i>	bodies	0	0	0	0	0	0	8	2	0	0		High volume.
<i>Pionites melanocephalus</i>	live	1352	1071	1655	1227	839	773	928	799	567	685		
<i>Platycercus elegans</i>	live	0	4	0	0	206	122	34	93	0	432		Sharp increase.
<i>Poicephalus gullelmi</i>	live	925	2970	1192	1551	282	489	851	1445	1200	1013		High volume. Reviewed for AC20 (AC20 Doc. 8.5).
<i>Poicephalus senegalus</i>	live	31276	37919	27610	21574	2033	836	4409	3286	4981	4153		High volume. Also met high volume trade in 2012 (706 live). Selected at AC20 following CoP12 and reviewed for AC22 (AC22 Doc. 10.2).
<i>Psephotus haematonotus</i>	live	0	0	0	0	1735	724	1372	696	0	1217		High volume.
<i>Psittacula eupatria</i>	live	0	854	1	0	0	3	10	31	2	0	NT	High variability.
<i>Psittacus erithacus</i>	live	24782	33843	41504	37860	14320	6856	8839	11183	8073	6751		High volume. Also met high volume (globally threatened) in 2012 (3360 live). Selected at AC25 in the trade review following CoP15

Taxon	Term (unit)	2002	2003	2004	2005	2006	2007	2008	2009	2010	2011	*IUCN	Notes
<i>Pyrrhura frontalis</i>	live	306	110	0	0	0	0	0	0	0	12		Sharp increase.
<b>ORDER SPHENISCIFORMES</b>													
<b>Spheniscidae</b>													
<i>Spheniscus demersus</i>	bodies	0	3	0	0	1	7	5	1	2	0	EN	Selected as trade in an endangered species.
	live	1	1	0	0	0	0	0	166	0	0		
	shells	0	0	0	0	0	0	0	0	20	20		
	skins	0	0	0	0	0	0	3	1	0	0		
	skulls	0	1	0	0	0	0	0	0	0	0		
<b>ORDER STRIGIFORMES</b>													
<b>Tytonidae</b>													
<i>Tyto alba</i>	bodies	5	3	2	5	2	6	1	1	4	0		Sharp increase.
	egg	1	0	0	20	0	0	0	0	0	50		
	live	87	145	73	16	0	19	1	20	0	1		
<b>Strigidae</b>													
<i>Athene cucularia</i>	live	20	20	17	7	135	0	2	0	0	0		High variability.

**CLASS REPTILIA**

**ORDER CROCODYLIA**

**Alligatoridae**

<i>Alligator mississippiensis</i>	bodies	0	38	0	10	0	5	6	2	51	45		High volume, sharp increase and high variability. Also met high volume trade in 2012 (314,225 skins; 50,396 meat; 43,729 meat (kg)).		
	carvings	0	0	0	0	0	40	37	0	13	0				
	derivatives	0	0	1	0	0	0	0	92	151	0				
	garments	11	11	5	6	10	44	7	72	51	4119				
	live	2	5	16	0	11	5	2	33	4	16				
	skins	60134	97431	152390	430532	420626	306036	325095	320043	369717	311993				
	meat (kg)	18551	34914	36000	26892	39308	48618	51543	61248	66883	74392				
	skin pieces	3157	1620	8221	22146	647	535	443	1065	27441	15579				
	skulls	4	1	6	23	31	33	12	2	22	1000				
	trophies	4	5	8	20	4	11	13	2	6	32				
<i>Caiman crocodilus</i>	bodies	22	50	147	1	1	0	0	20	0	61				High volume and sharp increase. Also met high volume trade in 2012 (24,667 skins).
	live	0	0	0	0	2	10	0	1030	736	2693				
	skins	1	0	0	0	0	0	0	5000	0	16485				
<i>Caiman crocodilus crocodilus</i>	garments	0	0	0	0	0	0	0	0	0	796		High volume and sharp increase. Also met high volume trade in 2012 (41702 skins; 275 live).		
	live	15232	14615	7736	6087	7589	5687	7815	8716	2498	1437				
	skins	18474	36525	64522	67216	64584	39908	36489	25999	23699	18360				
	skin pieces	100	13	0	0	0	0	5700	0	4127	0				

Taxon	Term (unit)	2002	2003	2004	2005	2006	2007	2008	2009	2010	2011	*IUCN	Notes
<i>Caiman crocodilus fuscus</i>	bodies	188	170	210	129	68	44	36	0	0	0		High volume, sharp increase and high variability.
	skins	49	2775	0	0	1200	1302	1744	10	1160	21645		
	skin pieces	0	800	0	0	107198	187	0	530	0	552		
<i>Caiman latirostris</i>	skins	90	165	215	2752	1652	1125	987	393	1933	2973		High volume trade in 2012 (4594 skins).
<i>Caiman yacare</i>	carvings	0	0	0	0	0	0	0	0	0	34		High volume, sharp increase and high variability.
	garments	0	0	0	0	0	0	34	1	24	35		
	meat (kg)	0	11	22500	68700	82070	40040	0	0	0	0		
	skins	72263	47937	57098	52621	47326	66858	64223	23718	9903	7671		
	skin pieces	3525	500	16380	1470	2000	1016	3150	33	5310	10333		
	skin pieces (kg)	13	0	0	0	62	152	1751	625	1101	82218		
	skulls	0	0	1	0	1806	299	2	0	0	1		
<i>Melanosuchus niger</i>	skins	0	0	0	0	0	0	11	8	0	11	NT	High volume (globally threatened) in 2012 (50 skins).
<b>Crocodylidae</b>													
<i>Crocodylus niloticus</i>	bodies	6	50	0	1	12	0	2	2	7	151		High volume, sharp increase and high variability. Also met high volume trade in 2012 (9531 skins; 309 trophies).
	carvings	0	0	0	0	0	0	0	12	0	0		
	derivatives	0	0	0	0	0	0	0	60	10	405		
<i>Crocodylus niloticus (cont.)</i>	garments	4	375	0	0	0	0	0	115	12	183		
	live	7770	8614	25000	24200	49010	66400	91008	44083	29132	11002		
	meat	0	0	0	22	0	0	0	0	0	10		
	meat (kg)	117364	97989	60610	9120	35000	163000	47875	11518	18500	23500		
	skins	64734	43374	41638	54595	50219	46938	40084	54979	49138	67844		
	skin pieces	22380	3904	2921	4983	631	19934	34517	24326	21102	12107		
	skulls	9	1383	24	142	231	39	35	2246	50	284		
trophies	228	248	224	419	547	323	363	361	489	1836			
<i>Crocodylus novaeguineae</i>	garments	0	24	0	0	0	0	0	1	0	76		High volume. Also met high volume trade in 2012 (15,595 skins).
	skins	30741	27308	45023	33239	38545	39339	28408	31395	24480	21418		
	skin pieces	0	625	0	16	32	25	0	625	1	0		
	skulls	0	0	0	0	0	1	0	2	2	6		
<i>Crocodylus porosus</i>	bodies	2	0	1	5	0	0	0	0	69	0		High volume, sharp increase and high variability. Also met high volume trade in 2012 (21,465 skins).
	derivatives	0	0	0	0	0	0	0	100	0	0		
	garments	2	0	1033	2	0	0	0	7	11	16		
	meat (kg)	3	15001	15000	15162	11219	45000	986	68	0	1400		
	skins	11219	9773	12694	19802	7707	16330	21064	16531	17841	19975		
	skin pieces	0	720	6019	3274	1975	2569	13228	8035	13661	12216		
	skin pieces (kg)	0	0	0	0	0	15	0	0	0	0		
	skulls	45	65	205	3	2	3	7	5	7	5		
	trophies	1	4	1	2	0	1	3	3	1	0		
<i>Crocodylus siamensis</i>	skins	0	0	0	0	0	0	0	500	0	0	CR	High volume (globally threatened) and as trade in an endangered species.

Taxon	Term (unit)	2002	2003	2004	2005	2006	2007	2008	2009	2010	2011	*IUCN	Notes
<b>ORDER SAURIA</b>													
<b>Agamidae</b>													
<i>Uromastyx aegyptia</i>	bodies	0	0	0	0	29	6	0	0	0	0	VU	High volume (globally threatened). <i>Uromastyx</i> spp. reviewed for AC20 (AC20 Doc. 8.5).
	live	506	8	4	1750	300	390	1300	75	25	300		
<i>Uromastyx benti</i>	live	700	0	0	0	0	0	0	0	50	150		Sharp increase. Selected at AC26 in the trade review following CoP15.
	live	26846	18800	12605	19709	15539	16415	16254	3420	5190	1050		High volume in trade and overall decrease. Selected at AC20 following CoP12 and reviewed for AC22 (AC22 Doc. 10.2).
<i>Uromastyx geyri</i>	live	8340	11614	8283	8965	9399	3010	4074	6272	6830	5350		High volume. Also met high volume trade in 2012 (8360 live). Selected at AC20 following CoP12 and reviewed for AC22 (AC22 Doc. 10.2).
	live	655	250	0	277	200	6	0	112	240	700		Sharp increase. <i>Uromastyx</i> spp. reviewed for AC20 (AC20 Doc. 8.5).
<b>Chamaeleonidae</b>													
<i>Chamaeleo calyptratus</i>	live	1740	0	0	5	270	2	0	0	0	700		Sharp increase and high variability. Reviewed for AC20
	bodies	12	22	0	0	0	2	0	6	0	2		High volume.
<i>Chamaeleo dilepis</i>	live	10509	9363	5746	4468	5175	8064	6495	4917	4546	3373		High volume and high variability. Also met high volume trade in 2012 (8813 live). Selected at AC25 in the trade review following CoP15.
	bodies	2	115	0	0	0	1	10	0	0	5		High volume and high variability. Also met high volume trade in 2012 (8813 live). Selected at AC25 in the trade review following CoP15.
<i>Chamaeleo gracilis</i>	live	6585	6488	5662	4057	2656	3480	3903	5034	5694	6177		High volume and high variability. Also met high volume trade in 2012 (8813 live). Selected at AC25 in the trade review following CoP15.
	live	810	2657	2205	270	305	175	26	23	414	585		Sharp increase. Reviewed for AC20 (AC20 Doc. 8.5). Species subject to taxonomic change at CoP16 (new name: <i>Trioceros hoehnelii</i> ).
<i>Chamaeleo senegalensis</i>	bodies	9	38	0	0	0	0	4	0	0	6		High volume. Also met high volume trade in 2012 (14151 live). Selected at AC25 in the trade review following CoP15.
	live	28133	15713	9666	9486	9156	8555	8967	10965	8927	9305		High volume. Also met high volume trade in 2012 (14151 live). Selected at AC25 in the trade review following CoP15.
<i>Furcifer</i> spp.	bodies	0	59	10	0	0	1	3	0	314	0		High variability.
<i>Kinyongia fischeri</i>	live	4543	5195	4102	3427	4473	7219	5807	3436	3160	2366		High volume. Selected at AC25 in the trade review following CoP15.
<i>Kinyongia xenorhina</i>	live	273	1573	1412	205	56	41	21	0	206	220		Sharp increase.
<i>Trioceros feae</i>	live	0	386	483	1110	895	440	466	449	215	80	NT	High volume (globally threatened). Also met high volume (globally threatened) in 2012 (377 live).
<i>Trioceros melleri</i>	live	4488	4353	3615	3038	3030	4528	3016	2721	2748	1898		High volume.
<i>Trioceros montium</i>	bodies	0	79	0	0	0	0	0	20	0	0	NT	High volume (globally threatened) and due to an overall decrease. Also
	live	1544	925	465	935	225	265	135	50	30	43		



Taxon	Term (unit)	2002	2003	2004	2005	2006	2007	2008	2009	2010	2011	*IUCN	Notes
													met high volume (globally threatened) in 2012 (259 live).
<b>Gekkonidae</b>													
<i>Phelsuma dubia</i>	live	5211	4324	5947	2808	3053	5789	3820	2469	2120	1780		High volume. Selected at AC20 following CoP12 and reviewed for AC22 (AC22 Doc. 10.2).
<i>Uroplatus eburnai</i>	live	0	0	0	1072	1553	1281	1518	1454	1510	237	VU	High volume (globally threatened) in 2012 (106 live). Listed in the CITES Appendices in 2005. Selected at AC23 following CoP14 and reviewed for AC25 (AC25 Doc. 9.4).
<i>Uroplatus guentheri</i>	live	0	0	0	111	65	41	76	35	147	128	EN	High volume (globally threatened) and as trade in an endangered species. Listed in the CITES Appendices in 2005. Selected at AC23 following CoP14 and reviewed for AC25 (AC25 Doc. 9.4).
<i>Uroplatus pietschmanni</i>	live	0	0	0	262	492	262	354	289	339	0	EN	High volume (globally threatened) and as trade in an endangered species. Listed in the CITES Appendices in 2005. Selected at AC23 following CoP14 and reviewed for AC25 (AC25 Doc. 9.4).
<i>Cordylus spp.</i>	live	758	50	51	0	150	0	0	0	0	120		Sharp increase and high variability.
<i>Cordylus tropidosternum</i>	live	6589	7969	6599	5373	4933	11047	7354	4928	4999	3378		High volume.
<b>Iguanidae</b>													
<i>Iguana iguana</i>	bodies	31	143	98	31	105	30	9	0	0	0		High volume and high variability. Also met high volume trade in 2012 (12,774 live).
	egg	0	0	0	0	51	223	0	0	0	0		
	live	43959	32864	50226	10758	13359	15187	9453	5156	3290	7132		
	meat	2	135	6	17	3	39	0	0	0	0		
<b>Teiidae</b>													
<i>Tupinambis merianae</i>	carvings	0	0	0	0	0	0	0	0	0	330		High volume, sharp increase and high variability. Also met high volume trade in 2012 (111,130 skins; 60,402 skin pieces).
	garments	0	0	0	14	17	7	0	0	0	0		
	live	641	961	0	0	0	20	0	20	0	1		
	skins	184193	253242	225722	259106	272036	175722	164260	139127	86486	102410		
	skin pieces	240332	231434	92648	176274	39064	269720	51897	29945	9674	169343		
<i>Tupinambis rufescens</i>	live	1226	662	0	0	0	100	0	0	0	100		High volume. Also met high volume trade in 2012 (56,900 skins; 25,795 skin pieces).
	skins	115991	108922	124370	204676	248454	76143	68138	60296	79720	48557		
	skin pieces	241046	103978	110550	335356	111712	235909	53052	122664	79927	72665		
<i>Tupinambis spp.</i>	skins	0	0	17	0	0	0	0	0	10	0		High volume in 2012 (11,001 skins).
<b>Varanidae</b>													

Taxon	Term (unit)	2002	2003	2004	2005	2006	2007	2008	2009	2010	2011	*IUCN	Notes
<i>Varanus exanthematicus</i>	live	44997	37639	30997	28866	31640	30206	38195	34871	24332	34281		High volume. Also met high volume trade in 2012 (26,852 live).
<i>Varanus niloticus</i>	bodies	3	16	1	1	0	0	3	0	0	3		High volume in trade and overall decrease. Also met high volume trade in 2012 (11350 skins; 4995 live).
	live	16371	17964	10079	8854	8611	7106	7623	20599	6183	4628		
	skins	198387	150761	180222	136329	184631	121191	100746	41231	33008	36012		
	skin pieces	0	0	0	0	0	0	0	0	16	1		
	trophies	0	1	3	4	1	1	3	2	1	0		
<i>Varanus ornatus</i>	live	0	0	6	0	10	1425	470	368	336	575	VU	High volume (globally threatened) in 2012 (315 live).
<i>Varanus salvator</i>	bodies	0	0	0	0	0	25	50	0	0	1		High volume, sharp increase and high variability. Also met high volume trade in 2012 (169,593 skins; 8982 live; 4200 meat (kg)).
	gall bladder	0	0	0	0	0	0	0	0	0	129		
	gall bladders (kg)	0	0	0	0	13	0	5	0	0	119		
	garments	0	0	0	0	0	4	0	12	0	29		
	live	17422	19533	18342	27789	29047	21226	21610	22538	30807	16584		
	meat	0	0	0	0	0	0	0	3	4738	397		
	meat (kg)	21140	32057	52524	40288	43798	24796	17350	10688	4932	9500		
	skins	553723	644813	588268	737227	581786	504760	413790	323979	319332	418482		
	skin pieces	0	0	9650	0	1	3	100	608	3	3500		
<b>ORDER SERPENTES</b>													
<b>Boidae</b>													
<i>Corallus hortulanus</i>	live	2920	3034	3103	2943	2808	3850	3506	2295	1876	1879		High volume.
<i>Corallus spp.</i>	live	16	0	0	0	40	0	0	0	0	50		Sharp increase.
<i>Eunectes notaeus</i>	skins	2966	5954	5469	5390	4196	8000	1836	4083	9828	208		High volume.
	skin pieces	0	0	0	0	0	0	0	0	0	211		
<b>Colubridae</b>													
<i>Ptyas mucosus</i>	live	10000	4100	0	1200	75	4104	10139	128	118	7630		High volume and sharp increase. Also met high volume trade in 2012 (23,800 skins). Selected at AC25 in the trade review following CoP15.
	meat	0	0	0	0	0	0	0	0	70919	0		
	meat (kg)	0	0	0	0	0	4100	22890	44035	210	95472		
	skins	0	0	0	0	86477	76790	74248	31505	28001	14948		
<b>Elapidae</b>													
<i>Naja naja</i>	bodies	251	1	10	0	22	11	0	0	7	0		High variability.
<i>Naja sputatrix</i>	bodies	0	200	0	100	500	553	40	0	66	0		High volume, sharp increase and high variability. Also met high volume trade in 2012 (31,057 skins). Selected at AC25 in the trade review following CoP15.
	live	4344	165	259	232	113	162	315	137	123	226		
	meat	0	0	0	0	0	0	0	0	63291	0		
	skins	124680	103574	100175	100197	121022	109991	50526	86402	79454	63750		
	skin pieces	0	754	200	0	0	15	417	0	0	0		
	meat (kg)	0	0	0	0	0	3500	20200	64692	5250	99061		
<i>Naja sumatrana</i>	live	3	5	7	0	3	5	103	2	0	0		High variability.
<i>Ophiophagus hannah</i>	live	179	144	189	978	3072	186	161	127	124	200	VU	High volume (globally threatened). Also met high volume (globally threatened) in 2012 (66 live).
	skins	0	0	0	0	0	0	13	0	1	0		
<b>Pythonidae</b>													
<i>Morelia viridis</i>	bodies	0	0	0	0	0	1	0	2	6	0		Sharp increase.

Taxon	Term (unit)	2002	2003	2004	2005	2006	2007	2008	2009	2010	2011	*IUCN	Notes	
<i>Python breitensteini</i>	live	600	274	103	219	25	41	59	93	22	263			
	live	0	0	847	682	669	895	1590	1354	441	1279		High volume. Also met high volume trade in 2012 (14179 skins).	
	skins	0	0	14970	11499	30963	27507	18960	13117	14810	28570			
<i>Python brongersmai</i>	garments	0	0	0	0	0	0	0	17	0	0			
	live	0	0	3276	3219	2216	2500	2250	2082	2177	1920		High volume. Also met high volume trade in 2012 (26,368 skins).	
	skins	0	0	81395	118406	96738	56853	36927	36924	41993	36245			
	skin pieces	0	0	0	0	0	0	0	0	0	36	0		
<i>Python molurus</i>	live	0	0	91	0	4	200	0	1	1	0	NT	High variability.	
<i>Python molurus bivittatus</i>	garments	0	0	0	0	4	0	0	8	19	7584			
	live	5335	2125	526	201	204	373	341	13	61	350		Sharp increase and high variability.	
	skins	750	10000	200	2600	0	10	0	0	0	200			
	skin pieces	0	0	1	0	2	0	1	0	0	180	0		
<i>Python regius</i>	live	230480	198590	167513	251202	196974	202539	191693	141983	94057	136536		High volume. Also met high volume trade in 2012 (131,031 live).	
	skins	20	0	20	0	0	10	0	0	0	0			
<i>Python reticulatus</i>	bodies	0	0	0	0	0	0	10	0	0	0			
	carvings	0	0	0	0	0	0	0	0	133	0			
	derivatives	0	0	0	0	0	0	0	0	61	0			
	derivatives (kg)	0	0	0	0	0	0	0	535	0	0			
	gall	0	0	0	57	0	60	30	0	0	60			
	gall (kg)	0	0	0	119	150	100	808	421	200	0		High volume and high variability. Also met high volume trade in 2012 (97970 skins; 28910 meat (kg)). Selected at AC25 in the trade review following CoP15.	
	gall bladder	0	0	0	0	150	0	0	0	0	73			
	gall bladders (kg)	0	0	0	57	74	60	497	0	261	73			
	garments	0	0	0	1	0	9	1	44	95	1238			
	live	4536	3929	4917	4413	3976	4378	4608	3857	2915	3163			
	meat	5000	0	0	10078	19501	0	0	12000	14500	6254			
	meat (kg)	10617	20340	30404	39008	35554	51732	12520	22750	10890	22434			
	skin pieces	4600	116	69	4	1	51	142	375	80817	1023			
	skin pieces (kg)	0	0	0	0	0	0	0	0	210	0			
	skins	330035	224404	272749	340549	329623	320434	330590	275464	261635	280364			
	<i>Python sebae</i>	derivatives	0	0	0	0	0	0	0	0	150	0		
live		1547	1238	1653	2909	1176	1561	1357	5632	911	1258			
skins		11688	1091	3088	6861	10006	5924	2126	2055	971	5			
skin pieces		0	0	0	1	0	0	0	20	0	3			
skulls		0	1	0	1	0	9	1	0	0	1			
trophies		2	6	9	8	5	4	8	4	0	6			
<b>ORDER TESTUDINES</b>														
<b>Cheloniidae</b>														
<i>Lepidochelys olivacea</i>	egg	0	0	0	0	0	0	0	0	0	100		VU Sharp increase.	
	egg (live)	0	0	0	0	0	0	0	0	0	50			
<b>Geoemydidae</b>														

Taxon	Term (unit)	2002	2003	2004	2005	2006	2007	2008	2009	2010	2011	*IUCN	Notes
<i>Cuora amboinensis</i>	live	52511	136770	93870	43377	21482	17766	18000	18960	19239	14568	VU	High volume (globally threatened). Also met high volume (globally threatened) in 2012 (7726 live). Selected at AC 18 in the trade review following CoP11.
<i>Cuora galbinifrons</i>	live	1	3	0	0	1500	5	0	1	0	0	CR	High variability and trade in an endangered species.
<i>Cuora mouhotii</i>	live	0	0	0	0	0	0	0	0	0	140	EN	Sharp increase in trade and due to trade in an endangered species. Listed in the CITES Appendices in 2003.
<i>Heosemys annandalii</i>	carapaces	0	0	2	0	0	0	0	0	0	0	EN	High volume (globally threatened) and as trade in an endangered species. Listed in the CITES Appendices in 2003. Selected at AC23 following CoP14 and reviewed for AC25 (AC25 Doc. 9.4).
	live	0	3181	4032	3000	0	0	0	4500	20500	8000		
<i>Heosemys grandis</i>	live	0	3365	13950	22200	4000	0	10000	7000	23500	5500	VU	High volume (globally threatened). Listed in the CITES Appendices in 2003. Selected at AC23 following CoP14 and reviewed for AC25 (AC25 Doc. 9.4).
<i>Heosemys spinosa</i>	live	0	5481	4456	14610	526	1041	446	214	337	422	EN	High volume (globally threatened) and as trade in an endangered species. Also met high volume (globally threatened) in 2012 (105 live). Listed in the CITES Appendices in 2003. Selected at AC23 following CoP14 and reviewed for AC25 (AC25 Doc. 9.4).
<i>Leucocephalon yuwonoi</i>	live	0	88	104	96	87	98	12	0	0	0	CR	Selected as trade in an endangered species. Listed in the CITES Appendices in 2003.
<i>Malayemys subtrijuga</i>	bodies	0	0	0	0	0	0	0	0	100	0	VU	High volume (globally threatened) and as trade in an endangered species. Also met high volume (globally threatened) in 2012 (58 live). Listed in the CITES Appendices in 2005.
	live	0	0	0	89	89	541	155	154	1068	160		
<i>Mauremys mutica</i>	live	0	0	0	0	0	0	0	0	0	541	EN	High volume (globally threatened) and sharp increase. Selected as trade in an endangered species. Listed in the CITES Appendices in 2003.
<i>Mauremys reevesii</i>	live	0	0	0	0	0	46	0	0	0	0	EN	Selected as trade in an endangered species. Listed in the CITES Appendices in 2005.

Taxon	Term (unit)	2002	2003	2004	2005	2006	2007	2008	2009	2010	2011	*IUCN	Notes
<i>Notochelys platynota</i>	live	0	0	0	5092	121	307	126	25	99	190	VU	High volume (globally threatened) and high variability. Also met high volume (globally threatened) in 2012 (62 live). Listed in the CITES Appendices in 2005.
<i>Siebenrockiella crassicolis</i>	live	0	15454	26059	4040	1959	3407	2238	3395	1475	2237	VU	High volume (globally threatened). Also met high volume (globally threatened) in 2012 (249 live). Listed in the CITES Appendices in 2003.
<b>Pelomedusidae</b>													
<i>Erymnochelys madagascariensis</i>	bodies	1	0	0	0	0	0	0	0	0	0	CR	Selected as trade in an endangered species.
	live	25	36	25	22	12	14	16	10	16	34		
<i>Podocnemis expansa</i>	bodies	0	0	0	0	0	0	0	50	3	98	NT	Sharp increase.
	carapaces	0	0	0	0	0	0	0	0	9	15		
<i>Podocnemis lewyana</i>	egg	0	0	0	0	0	0	0	0	32	0	EN	Selected as trade in an endangered species.
<i>Podocnemis unifilis</i>	bodies	0	0	0	0	0	150	150	40	3	92	VU	High volume (globally threatened) and sharp increase. Also met high volume (globally threatened) in 2012 (109,983 live). Selected at AC25 in the trade review following CoP15.
	carapaces	0	1	0	2	0	0	6	0	0	18		
	live	8	100	300	785	883	6422	11268	23108	26712	61540		
<b>Testudinidae</b>													
<i>Chelonoidis chilensis</i>	live	19	187	9	6	43	6	2	0	5	2	VU	High variability.
<i>Chelonoidis denticulata</i>												VU	High volume (globally threatened). Also met high volume (globally threatened) in 2012 (575 live).
	live	848	735	572	713	722	1132	901	821	516	568		
<i>Geochelone platynota</i>	live	10	0	0	130	500	2	0	1	0	0	CR	High variability.
<i>Geochelone sulcata</i>	live	330	60	102	62	100	2	112	100	146	53	VU	High volume (globally threatened) in 2012 (327 live).
<i>Indotestudo elongata</i>												EN	High volume (globally threatened) and as trade in an endangered species. Also met high volume (globally threatened) in 2012 (100 live).
	live	600	290	355	208	1070	166	118	95	20	200		
<i>Indotestudo forstenii</i>	live	306	491	424	477	377	465	270	148	15	0	EN	High volume (globally threatened) and as trade in an endangered species.
<i>Kinixys belliana</i>	live	5985	4581	3407	2775	1202	3541	3207	1671	1938	2671		High volume.
<i>Kinixys homeana</i>	live	7189	4981	2721	2527	1863	2114	2216	2810	2233	1890	VU	High volume (globally threatened) in 2012 (1215 live). Selected at AC25 in the trade review following CoP15.
<i>Kinixys spp.</i>	live	1001	0	20	0	20	200	108	50	2	0		High variability.

Taxon	Term (unit)	2002	2003	2004	2005	2006	2007	2008	2009	2010	2011	*IUCN	Notes
<i>Malacochersus tornieri</i>	live	0	255	400	1400	200	400	200	470	0	100	VU	High volume (globally threatened).
<i>Manouria emys</i>	bodies	0	0	0	0	0	0	0	0	0	1	EN	High volume (globally threatened), overall decrease in trade and trade in an endangered species.
	live	588	564	507	499	399	581	60	94	26	0		
<i>Manouria impressa</i>	live	28	41	41	50	502	10	16	0	0	40		High variability.
<i>Testudo graeca</i>	live	4843	5528	5418	1585	6051	3826	3792	2578	1156	15002	VU	High volume (globally threatened) and sharp increase. Also met high volume (globally threatened) in 2012 (3027 live). Selected at AC21 in the trade review following CoP13.
<i>Testudo hermanni</i>	live	1202	1201	2	0	2	0	1	0	100	1	NT	High variability.
<i>Testudo horsfieldii</i>	live	28850	31001	30951	38817	49745	39327	50501	44803	43831	61825		High volume. Also met high volume (globally threatened) in 2012 (72,058 live). Selected at AC23 following CoP14 and reviewed for AC25 (AC25 Doc. 9.4).
<b>Trionychidae</b>													
<i>Amyda cartilaginea</i>	live	0	0	0	25066	26665	27267	35230	35308	32060	28267	VU	High volume (globally threatened). Also met high volume (globally threatened) in 2012 (6919 live). Listed in the CITES Appendices in 2005. Selected at AC23 following CoP14 and reviewed for AC25 (AC25 Doc. 9.4).
<i>Pelochelys bibroni</i>	live	0	58	85	89	59	78	87	57	64	65	VU	High volume (globally threatened). Listed in the CITES Appendices in 2003.
<i>Pelochelys cantorii</i>	live	0	23	55	79	64	121	85	56	0	45	EN	High volume (globally threatened) and as trade in an endangered species. Listed in the CITES Appendices in 2003.
<b>CLASS AMPHIBIA</b>													
<b>ORDER ANURA</b>													
<b>Dendrobatidae</b>													
<i>Dendrobates auratus</i>	live	900	0	0	600	11918	500	1000	0	0	8		High variability.
<i>Dendrobates pumilio</i>	live	0	0	200	204	6200	0	50	0	12	0		High variability. Species subject to taxonomic change at CoP16 (new name: <i>Oophaga pumilio</i> ).
<i>Hyloxalus azureiventris</i>	bodies	0	1	0	0	0	0	0	0	0	0	EN	Selected as trade in an endangered species.
	live	0	0	0	0	155	10	0	0	0	0		
<i>Phyllobates vittatus</i>	live	0	0	0	0	0	0	0	0	0	8	EN	Selected as trade in an endangered species.
<b>Hylidae</b>													
<i>Agalychnis callidryas</i>	bodies	0	0	0	0	0	0	0	0	34	0		Sharp increase. Listed in the CITES Appendices in 2010.

Taxon	Term (unit)	2002	2003	2004	2005	2006	2007	2008	2009	2010	2011	*IUCN	Notes
	derivatives	0	0	0	0	0	0	0	0	0	20		
	live	0	0	0	0	0	0	0	0	0	938		
<i>Agalychnis moreletii</i>	bodies	0	0	0	0	0	0	0	0	6	0	CR	Selected as trade in an endangered species. Listed in the CITES Appendices in 2010.
<b>Mantellidae</b>													
<i>Mantella aurantiaca</i>	bodies	0	0	105	1	5	0	0	0	0	0	CR	High volume (globally threatened) and as trade in an endangered species. Also met high volume (globally threatened) in 2012 (230 live). Selected at AC23 following CoP14, retained in the review following AC25 and reviewed for AC26 (AC26 Doc. 12.2).
	live	4780	2681	0	0	0	0	0	610	2329	396		
<i>Mantella baroni</i>	bodies	0	20	137	2	8	0	12	0	9	0		High volume and high variability. Mantella spp. were selected at AC21 in the trade review following CoP13.
	live	10	650	2769	2670	3138	2812	3617	2704	3717	1562		
<i>Mantella bernhardi</i>	bodies	0	10	122	0	0	0	0	0	0	0	EN	High volume (globally threatened) and as trade in an endangered species. Mantella spp. were selected at AC21 in the trade review following CoP13.
	live	650	60	105	60	0	0	0	226	564	39		
<i>Mantella betsileo</i>	bodies	14	19	22	25	11	0	59	0	0	0		High volume. Mantella spp. were selected at AC21 in the trade review following CoP13.
	live	1215	1490	3436	3110	3671	2350	4143	3569	6266	3257		
<i>Mantella crocea</i>	bodies	0	0	4	0	0	0	0	0	10	0	EN	High volume (globally threatened) and as trade in an endangered species. Mantella spp. were selected at AC21 in the trade review following CoP13.
	live	630	125	2229	2295	857	550	721	436	12	0		
<i>Mantella expectata</i>	bodies	0	0	22	92	0	0	0	0	0	0	EN	High volume (globally threatened) and as trade in an endangered species. Mantella spp. were selected at AC21 in the trade review following CoP13.
	live	2385	1125	4271	2475	971	629	678	329	12	0		
<i>Mantella laevigata</i>	live	1170	1606	4333	2910	1148	1043	1774	1129	1247	0	NT	High volume (globally threatened). Mantella spp. were selected at AC21 in the trade review following CoP13.
<i>Mantella madagascariensis</i>	live	5570	4873	6681	3235	592	264	283	236	406	85	VU	High volume (globally threatened) in 2012 (53 live).
<i>Mantella milotympanum</i>	bodies	0	2	10	5	0	0	0	0	0	0	CR	High volume (globally threatened), overall decrease in trade and trade in an endangered species. Mantella spp. were selected at AC21 in the trade review following CoP13.
	live	1270	1780	2225	1575	681	706	654	322	0	0		
<i>Mantella</i> spp.	bodies	0	33	32	206	6	5	11	0	2	0		High variability.
<i>Mantella pulchra</i>	live	2890	2585	5457	3455	1985	1443	2419	1608	2390	354	VU	High volume (globally threatened) in 2012 (297 live).



Taxon	Term (unit)	2002	2003	2004	2005	2006	2007	2008	2009	2010	2011	*IUCN	Notes	
<i>Mantella viridis</i>	bodies	0	3	13	46	0	5	5	0	8	0	EN	High volume (globally threatened), overall decrease in trade and trade in an endangered species. <i>Mantella</i> spp. were selected at AC21 in the trade review following CoP13.	
	live	2370	2065	2056	1260	711	525	677	299	0	0			
<i>Scaphiophryne gottlebei</i>	bodies	0	0	30	0	0	0	0	0	0	0	EN	High volume (globally threatened) and as trade in an endangered species. Also met high volume (globally threatened) in 2012 (163 live). Listed in the CITES Appendices in 2003. Selected at AC23 following CoP14 and reviewed for AC25 (AC25 Doc. 9.4).	
	live	0	980	776	330	749	667	717	596	763	191			
<b>ORDER CAUDATA</b>														
<b>Ambystomidae</b>														
<i>Ambystoma mexicanum</i>	live	0	0	0	0	0	0	0	0	59	0	CR	Selected as trade in an endangered species.	
<b>CLASS ELASMOBRANCHII</b>														
<b>ORDER LAMNIFORMES</b>														
<b>Cetorhinidae</b>														
<i>Cetorhinus maximus</i>	fin (kg)	0	0	0	5538	0	0	700	200	0	0	VU	High volume (globally threatened). Also met high volume (globally threatened) in 2012 (606 fins (kg)).	
	meat (kg)	0	0	0	2855	0	700	0	0	0	0			
<b>Lamnidae</b>														
<i>Carcharodon carcharias</i>	bones	0	0	0	0	1	0	383	3	3	0	VU	High volume (globally threatened) and sharp increase. Listed in the CITES Appendices in 2001.	
	carvings	0	0	0	0	0	0	0	0	0	9			
	fin	0	0	0	0	0	0	0	0	0	112			
<b>ORDER PRISTIFORMES</b>														
<b>Pristidae</b>														
<i>Pristis microdon</i>	live	0	0	0	0	0	6	2	0	0	1	CR	Selected as trade in an endangered species. Listed in the CITES Appendices in 2007.	
<b>CLASS ACTINOPTERYGII</b>														
<b>ORDER ACIPENSERIFORMES</b>														
<b>Acipenseridae</b>														
<i>Acipenser baerii</i>	caviar	0	0	0	30000	0	0	0	0	0	0	EN	High volume (globally threatened), high variability and trade in an endangered species. Also met high volume (globally threatened) in 2012 (120 meat (kg)).	
	caviar (kg)	3	1	251	253	0	0	0	0	0	0			
	egg (live)	0	0	30000	0	0	0	0	0	0	0			
	egg (live)	0	0	0	0	0	0	0	2	0	0			
	extract (kg)	0	0	0	0	0	0	0	0	22	0			
	live	0	0	0	0	0	0	0	0	30000	0			0
	live (kg)	0	3000	200	0	0	0	0	0	15	0			0
meat (kg)	5	0	0	0	0	0	0	0	0	0	243			

Taxon	Term (unit)	2002	2003	2004	2005	2006	2007	2008	2009	2010	2011	*IUCN	Notes
<i>Acipenser fulvescens</i>	bones	0	0	0	0	0	16	0	0	0	0		High volume. Also met high volume trade in 2012 (94,000 egg (live)). Also met high volume trade in 2012 (94,000 egg (live)).
	egg (live)	20000	40000	770000	240000	250000	275000	289000	285000	285000	285000		
	live	6700	0	5000	0	14	622	0	0	0	0		
<i>Acipenser gueldenstaedtii</i>	bodies	10	0	0	0	0	0	0	0	0	0		CR High volume (globally threatened), overall decrease in trade and trade in an endangered species.
	bodies (kg)	0	0	0	0	0	171	1	0	0	0		
	caviar	0	0	0	149999	0	0	0	0	0	0		
	caviar (kg)	12596	8260	9815	9994	0	3380	2070	907	0	0		
	egg (live)	0	10000	30000	100000	0	0	0	0	0	0		
	egg (live) (kg)	4	5	0	0	1	0	0	0	0	0		
	extract (kg)	0	0	0	0	0	0	1	0	0	0		
	fin	0	0	0	0	0	0	0	0	59	0		
	live	0	0	5000	0	8	35000	15000	15000	0	0		
meat (kg)	4250	30538	6676	0	10000	4971	0	10000	9325	0			
<i>Acipenser oxyrinchus</i>	bones	0	0	0	0	0	0	0	10	0	0		NT High volume (globally threatened) and sharp increase. Selected at AC 18 in the trade review following CoP11.
	egg (live)	0	0	0	0	0	0	0	0	60000	0		
	egg (live)	0	0	0	0	1	1	0	0	0	6		
	live	0	0	5500	22	30	0	0	0	0	24000		
	meat	0	0	0	0	0	0	0	650	0	0		
	meat (kg)	500	0	0	0	0	0	0	1480	0	0		
<i>Acipenser persicus</i>	skeletons	0	0	0	0	0	0	0	10	0	0		CR High volume (globally threatened), overall decrease in trade and as trade in an endangered species. Selected at AC 18 in the trade review following CoP11.
	bodies	0	1	0	0	0	0	0	0	0	0		
	caviar (kg)	34545	39074	31875	11728	8661	4814	1278	59	0	0		
	extract (kg)	0	0	0	0	0	0	1	0	0	0		
	meat (kg)	13100	29761	883	5000	5000	0	0	0	0	0		
skins	32	90	0	1800	0	0	0	0	0	190			
<i>Acipenser ruthenus</i>	meat (kg)	0	0	0	0	0	0	0	0	0	243	VU	Sharp increase.
<i>Acipenser schrenckii</i>	caviar (kg)	1807	1592	1419	1138	0	142	124	0	0	0	CR	High volume (globally threatened), overall decrease in trade and as trade in an endangered species.
	live (kg)	0	1500	300	0	0	0	0	0	0	0		
<i>Acipenser stellatus</i>	caviar (kg)	26310	18432	14699	20571	203	2177	2544	329	0	0	CR	High volume (globally threatened), overall decrease in trade and as trade in an endangered species.
	egg (live)	3	5	0	0	0	0	0	0	0	0		
	extract (kg)	0	0	0	0	0	0	2	0	0	0		
	meat (kg)	40230	72429	6800	0	15000	8200	0	30000	7750	243		
<i>Acipenser transmontanus</i>	egg (live)	0	0	100000	105000	75000	75000	0	100000	0	9000		High volume. Also met high volume trade in 2012 (99,900 live).
	live	44000	10000	0	0	0	0	0	0	0	2600		
<i>Huso dauricus</i>												CR	High volume (globally threatened), overall decrease and trade in an endangered species.
	caviar (kg)	3506	2099	1732	1964	0	314	510	0	0	0		
<i>Huso huso</i>	bodies	11	1	0	0	0	0	0	0	0	0	CR	High volume (globally threatened), overall decrease in trade and as
	caviar (kg)	11157	8005	4592	8429	870	1843	1891	141	0	0		

Taxon	Term (unit)	2002	2003	2004	2005	2006	2007	2008	2009	2010	2011	*IUCN	Notes
	egg (live)	0	0	90000	0	0	0	0	0	0	0		trade in an endangered species. Selected at AC23 following CoP14, retained in the review following AC25 and reviewed for AC26 (AC26 Doc. 12.2).
	egg (live)	5	5	0	0	0	0	0	0	0	0		
	live	0	0	12000	0	0	0	0	0	0	0		
	meat (kg)	21516	50459	12715	0	15000	4084	1500	0	0	0		
	skins	20	60	0	116	0	0	0	0	0	60		
<b>Polyodontidae</b>													
<i>Polyodon spathula</i>	caviar (kg)	2511	4835	4401	5018	8592	12161	12902	7465	113	25		High volume and high variability.
	meat (kg)	21	75	0	8716	10375	0	0	46	0	0		
<b>ORDER ANGUILLIFORMES</b>													
<b>Anguillidae</b>													
<i>Anguilla anguilla</i>	bodies	0	0	0	0	0	0	0	0	14866	0	CR	High volume (globally threatened), sharp increase in trade and as trade in an endangered species. Also met high volume (globally threatened) in 2012 (7577 live (kg)). Listed in the CITES Appendices in 2009.
	bodies (kg)	0	0	0	0	0	0	0	0	30	48000		
	live	0	0	0	0	0	0	0	11367	9603	42		
	live (kg)	0	0	0	0	0	0	0	170906	60156	9590		
	meat (kg)	0	0	0	0	0	0	0	142	24042	4500		
<b>ORDER OSTEOGLOSSIFORMES</b>													
<b>Osteoglossidae</b>													
<i>Arapaima gigas</i>	derivatives (kg)	0	0	0	0	0	0	10000	0	0	0		High volume.
	meat (kg)	0	0	8	0	0	10668	2000	5000	14	0		
<b>ORDER PERCIFORMES</b>													
<b>Labridae</b>													
<i>Cheilinus undulatus</i>	derivatives	0	0	0	0	0	0	0	66	0	100	EN	High volume (globally threatened) and as trade in an endangered species. Also met high volume (globally threatened) in 2012 (1409 live). Listed in the CITES Appendices in 2005.
	live	0	0	0	5247	907	23879	25324	17176	3819	2710		
	meat	0	0	0	0	0	0	0	26290	0	0		
	meat (kg)	0	0	0	0	0	0	0	0	679	0		
<b>ORDER SYGNATHIFORMES</b>													
<b>Syngnathidae</b>													
<i>Hippocampus abdominalis</i>	live	0	0	6	0	0	65	838	84	0	50		High variability. Listed in the CITES Appendices in 2004.
<i>Hippocampus algiricus</i>	bodies (kg)	0	0	1665	1895	1345	1357	1401	864	36	200	VU	High volume (globally threatened). Also met high volume (globally threatened) in 2012 (624 bodies (kg)). Listed in 2004. Selected at AC25 in the trade review following CoP15.
	live	0	0	0	0	0	20	0	0	0	0		
	skeletons	0	0	0	0	0	0	0	60	1354	0		
<i>Hippocampus angustus</i>	derivatives	0	0	0	0	0	0	0	0	0	50		Sharp increase. Listed in the CITES Appendices in 2004.
	live	0	0	0	0	0	52	20	26	121	210		
<i>Hippocampus barbouri</i>	bodies (kg)	0	0	0	193	731	662	615	0	0	0	VU	High volume (globally threatened). Listed in the CITES Appendices in 2004. Selected at AC25 in the trade review following CoP15.
	derivatives	0	0	0	0	0	0	890	0	0	0		
	live	0	0	195	5500	1334	6890	1772	273	30	0		

Taxon	Term (unit)	2002	2003	2004	2005	2006	2007	2008	2009	2010	2011	*IUCN	Notes
	live (kg)	0	0	0	0	65	565	0	0	0	0		
<i>Hippocampus breviceps</i>	derivatives	0	0	0	0	0	0	0	0	0	50		Sharp increase. Listed in the CITES Appendices in 2004.
	live	0	0	120	0	0	30	20	60	32	50		
<i>Hippocampus comes</i>	live	0	0	185	7010	2313	3135	2255	459	0	700	VU	High volume (globally threatened) in 2012 (130 live). Listed in the CITES Appendices in 2004.
<i>Hippocampus erectus</i>	bodies (kg)	0	0	0	0	0	0	0	0	200	900		Sharp increase. Listed in the CITES Appendices in 2004.
<i>Hippocampus ingens</i>	bodies	0	0	299377	0	0	329	0	667	0	0	VU	High volume (globally threatened). Also met high volume (globally threatened) in 2012 (1000 live). Listed in the CITES Appendices in 2004.
	live	0	0	0	0	330	200	6	828	1320	300		
<i>Hippocampus kelloggi</i>	bodies (kg)	0	0	2394	3926	3498	3243	2998	2346	1860	1887	VU	High volume (globally threatened) in 2012 (539 bodies (kg)). Listed in the CITES Appendices in 2004. Selected at AC23 following CoP14, retained in the review following AC25 and reviewed for AC26 (AC26 Doc. 12.2).
<i>Hippocampus kuda</i>	bodies	0	0	0	12	1000	0	3160	8800	976	473		High volume (globally threatened). Also met high volume (globally threatened) in 2012 (629 live; 161 bodies (kg)). Listed in the CITES Appendices in 2004. Selected at AC23 following CoP14, retained in the review following AC25 and reviewed for AC26 (AC26 Doc. 12.2).
	bodies (kg)	0	0	293	386	1272	338	350	277	759	532		
	derivatives	0	0	0	0	0	0	1900	0	2000	0	VU	
	derivatives (kg)	0	0	0	327	0	513	210	0	0	51		
	live	0	0	1218	24915	37901	28406	11166	7279	1211	1072		
<i>Hippocampus spinosissimus</i>	bodies	0	0	0	0	100	0	0	0	3916	2251		High volume (globally threatened) and high variability. Also met high volume (globally threatened) in 2012 (458 bodies). Listed in the CITES Appendices in 2004. Selected at AC23 following CoP14, retained in the review following AC25 and reviewed for AC26 (AC26 Doc. 12.2).
	bodies (kg)	0	0	4507	7768	5807	5556	4171	3092	3170	2073	VU	
	derivatives (kg)	0	0	0	0	0	0	0	0	0	84		
	live	0	0	0	5957	1620	827	245	45	0	0		
<i>Hippocampus spp.</i>	bodies	0	0	154	799	1426	269	368	20	25	2		High volume trade in 2012 (2246 bodies). Listed in the CITES Appendices in 2004.
<i>Hippocampus trimaculatus</i>	bodies	0	0	0	0	100	151	0	0	4191	3004		High volume (globally threatened) and sharp increase. Also met high volume (globally threatened) in 2012 (488 bodies (kg)). Listed in the CITES Appendices in 2004. Selected at AC25 in the trade review following CoP15.
	bodies (kg)	0	0	4008	7684	6180	6198	4269	3384	3377	2806	VU	
	derivatives (kg)	0	0	0	0	0	0	0	0	14	38		
<b>PHYLUM ARTHROPODA</b>													
<b>CLASS ARACHNIDA</b>													
<b>ORDER SCORPIONES</b>													
<b>Scorpionidae</b>													

Taxon	Term (unit)	2002	2003	2004	2005	2006	2007	2008	2009	2010	2011	*IUCN	Notes
<i>Pandinus imperator</i>	live	140944	119638	125925	129493	119659	126259	121979	118619	88327	92470		High volume. Also met high volume trade in 2012 (89,374 live). Selected at AC23 following CoP14, retained in the review following AC25 and reviewed for AC26 (AC26 Doc. 12.2).
<i>Pandinus spp.</i>	live	0	0	0	0	0	0	0	0	0	3200		Sharp increase.
<b>CLASS INSECTA</b>													
<b>ORDER LEPIDOPTERA</b>													
<b>Papilionidae</b>													
<i>Ornithoptera chimaera</i>	bodies	806	284	704	980	567	896	257	132	631	309	NT	High volume (globally threatened).
	live	0	0	0	0	0	0	0	0	10	0		
<i>Ornithoptera croesus</i>	bodies	892	874	2670	3930	4249	3013	3490	3585	6080	6113	EN	High volume (globally threatened) and as trade in an endangered species. Also met high volume (globally threatened) in 2012 (1737 bodies).
	live	0	0	0	0	0	0	0	0	30	0		
	trophies	0	0	0	0	0	0	0	0	0	15		
<i>Ornithoptera meridionalis</i>	bodies	187	419	467	557	330	354	336	433	520	709	EN	High volume (globally threatened) and as trade in an endangered species.
	derivatives	0	0	0	0	0	4	0	0	0	0		
<i>Ornithoptera priamus</i>	bodies	16851	11571	18191	17853	10051	7194	7379	6412	11195	12264		High volume and sharp increase. Also met high volume trade in 2012 (4976 bodies).
	derivatives	0	0	0	10	0	10	160	0	0	0		
	live	0	0	100	1840	2800	2100	2396	2824	2300	2400		
	trophies	0	0	0	0	0	0	0	0	29	530		
<i>Ornithoptera rothschildi</i>	bodies	84	980	1000	1550	1462	1902	1491	1266	3265	2631	VU	High volume (globally threatened) in 2012 (677 bodies).
<i>Troides andromache</i>	bodies	0	0	7	0	102	398	159	166	480	237	NT	High volume (globally threatened).
	trophies	0	0	0	0	0	0	0	0	0	30		
<i>Troides helena</i>	bodies	590	1783	1104	1632	1494	1261	2062	1309	1915	2469		High volume.
	live	100	1700	4300	2960	3100	2435	2100	2700	2600	2400		
	trophies	0	0	0	0	0	0	0	0	50	0		
<i>Troides vandepolli</i>	bodies	0	0	50	298	310	602	397	389	540	567		Overall increase.
<b>PHYLUM ANNELIDA</b>													
<b>CLASS HIRUDINOIDEA</b>													
<b>ORDER ARHYNCHOBDSELLIDA</b>													
<b>Hirudinidae</b>													
<i>Hirudo medicinalis</i>	bodies	0	0	0	0	0	199	0	221	0	0	NT	High volume (globally threatened). Also met high volume (globally threatened) in 2012 (250 live (kg)).
	bodies (kg)	1550	4927	2902	4007	2965	3618	780	388	0	0		
	derivatives	0	0	0	0	0	0	600	0	0	0		
<i>Hirudo medicinalis (cont.)</i>	live	0	7240	10000	1	0	2000	4000	11107	18900	15350		
	live (kg)	2775	1863	3043	2118	2937	1691	2274	1689	2076	662		
<i>Hirudo verbana</i>	live	0	0	0	0	0	0	0	0	0	1000		Sharp increase. Also met high volume trade in 2012 (5030 live).
	live (kg)	0	0	0	0	0	0	0	0	0	263		
<b>PHYLUM MOLLUSCA</b>													

Taxon	Term (unit)	2002	2003	2004	2005	2006	2007	2008	2009	2010	2011	*IUCN	Notes
<b>CLASS BIVALVIA</b>													
<b>ORDER VENEROIDA</b>													
<b>Tridacnidae</b>													
<i>Hippopus hippopus</i>	carvings	19	7	16	12	8	0	0	0	122	0	NT	High variability. Selected at AC20 following CoP12 and reviewed for AC22 (AC22 Doc. 10.2).
Tridacnidae spp.	meat	8341	6029	3192	9835	12822	4389	785	1295	527	1057		High volume trade in 2012 (2500 meat & 247 shells).
	shells	305	421	210	388	156	137	181	180	54	47		
<i>Tridacna crocea</i>	live	47223	67495	56971	65947	98499	108570	53325	19722	53540	44635		High volume. Also met high volume trade in 2012 (5000 live). Selected at AC23 following CoP14, retained in the review following AC25 and reviewed for AC26 (AC26 Doc. 12.2).
	shells	257	169	187	275	267	293	500	354	477	4		
<i>Tridacna derasa</i>	live	2743	1102	442	8337	5249	9456	6775	7787	476	1112		High volume. Also met high volume (globally threatened) in 2012 (1240 shells). Selected at AC23 following CoP14, retained in the review following AC25 and reviewed for AC26 (AC26 Doc. 12.2).
	shells	193	214	122	491	27	677	58	170	33	160		
<i>Tridacna gigas</i>	shells	13	5	106	108	1	441	991	832	924	44	VU	High volume (globally threatened) in 2012 (570 shells). Selected at AC23 following CoP14, retained in the review following AC25 and reviewed for AC26 (AC26 Doc. 12.2).
<i>Tridacna maxima</i>	bodies	0	0	0	0	0	0	0	0	25	0		High volume (globally threatened). Also met high volume (globally threatened) in 2012 (16545 live & 433 meat). Selected at AC23 following CoP14, retained in the review following AC25 and reviewed for AC26 (AC26 Doc. 12.2).
	live	24812	17615	13625	17853	16367	18302	15990	23031	20479	22664	NT	
	meat	0	0	0	0	0	0	0	0	0	56		
<i>Tridacna spp.</i>	shells	4384	3604	2042	292	274	592	119	4	13	4		High variability.
	live	47	1026	0	16390	650	104	0	0	24	4		
<i>Tridacna squamosa</i>	bodies	0	0	0	0	0	0	0	0	537	0		High volume (globally threatened). Also met high volume (globally threatened) in 2012 (571 live & 860 shells). Selected at AC23 following CoP14, retained in the review following AC25 and reviewed for AC26 (AC26 Doc. 12.2).
	live	19163	8384	7265	7045	9151	10040	13040	4278	8273	9342	NT	
	shells	325	275	181	172	49	539	1141	1140	1111	111		
<b>CLASS GASTROPODA</b>													
<b>ORDER MESOGASTROPODA</b>													
<b>Strombidae</b>													
<i>Strombus gigas</i>	bodies	0	0	1213	2052	3329	2922	1644	17	98	121		High volume, sharp increase and high variability. Also met high volume trade in 2012 (1,771,313 meat (kg); 149,588 shells; 33,566 bodies (kg)).
	bodies (kg)	0	0	0	0	10206	4991	1	11	0	0		
	carvings	35850	53595	1	35424	1611	418	627	38	200	0		
	derivatives	689	1828	0	1412	0	1605	1619	37015	3640	453		
	derivatives (kg)	188	0	0	0	0	15000	17259	57133	1304	0		

Taxon	Term (unit)	2002	2003	2004	2005	2006	2007	2008	2009	2010	2011	*IUCN	Notes
	live	0	200	1200	0	0	26	0	0	0	0		
	live (kg)	1106	12755	7382	928	1078	773	3	494596	0	0		
	meat	0	0	7	841	102	4050	29032	1218	0	411504		
	meat (kg)	2537503	2382559	1625284	1747817	1783872	1277111	1652970	1902050	1633031	1646531		
	shells	225509	139739	82726	162124	255959	209144	104162	66524	38731	285011		
	shells (kg)	12687	44203	3074	2266	2500	6840	13642	219071	44173	9712		
<b>PHYLUM CNIDARIA</b>													
<b>CLASS ANTHOZOA</b>													
<b>ORDER ANTIPATHARIA</b>													
<b>Antipathidae</b>													
<i>Antipathes densa</i>	raw corals (kg)	2	0	34189	264	30157	26534	0	0	0	0		High volume.
<i>Cirripathes anguina</i>	carvings (kg)	452	219	21	15	8	0	0	0	0	0		High variability.
<b>ORDER GORGONACEA</b>													
<b>Coralliidae</b>													
<i>Corallium elatius</i>	raw corals (kg)	0	0	0	0	0	0	17	126	238	2077		Sharp increase. Listed in the CITES Appendices in 2008.
<i>Corallium japonicum</i>	raw corals (kg)	0	0	0	0	0	0	0	524	134	731		Sharp increase. Listed in the CITES Appendices in 2008.
<i>Corallium konjoi</i>	raw corals (kg)	0	0	0	0	0	0	0	61	1179	1644		Sharp increase. Listed in the CITES Appendices in 2008.
<i>Corallium secundum</i>	raw corals (kg)	0	0	0	0	0	0	0	179	2123	15652		High volume and sharp increase. Listed in the CITES Appendices in 2008.
<b>ORDER HELIOPORACEA</b>													
<b>Helioporidae</b>													
<i>Heliopora coerulea</i>	raw corals (kg)	1733	129	4228	3211	6682	6899	4531	2070	1722	7875		High volume. Also met high volume (globally threatened) in 2012 (3656 raw corals (kg)).
	live	1428	931	2775	1202	1628	1173	2230	2712	2509	2273		
<b>ORDER SCLERACTINIA</b>													
<i>Scleractinia spp.</i>	raw corals (kg)	2474429	2669809	2776971	2963176	2832534	2473346	2139489	1471828	1299899	1484968		High volume. Also met high volume trade in 2012 (681277 live; 1,748,239 raw corals (kg)).
	live	919247	376134	14105796	523544	7231910	1296171	6266949	10557968	7525977	943715		
<b>Acroporidae</b>													
<i>Acropora anthocercis</i>	live	0	0	0	0	0	0	0	101	137	152	VU	Sharp increase.
<i>Acropora carduus</i>	live	0	0	0	0	0	54	0	19	26	376	NT	Sharp increase.
<i>Acropora cervicornis</i>	raw corals (kg)	18	15	0	41	0	2	44	167	121	0	CR	Sharp increase in trade and as trade in an endangered species.
	live	113	201	210	155	0	0	0	0	0	12		
<i>Acropora clathrata</i>	live	0	0	0	0	0	0	0	315	441	603		Sharp increase.
<i>Acropora digitifera</i>	raw corals (kg)	31	27	58	58	0	17400	17403	0	0	0	NT	High volume (globally threatened)



Taxon	Term (unit)	2002	2003	2004	2005	2006	2007	2008	2009	2010	2011	*IUCN	Notes
	live	0	10000	0	0	20	93	0	892	484	360		and high variability.
<i>Acropora donei</i>	raw corals (kg)	0	0	0	0	0	0	0	0	47	102	VU	Sharp increase.
<i>Acropora exquisita</i>	live	0	0	0	226	105	0	0	7	17	1		High variability.
<i>Acropora florida</i>												NT	High volume (globally threatened). Also met high volume (globally threatened) in 2012 (1688 raw corals (kg)).
	raw corals (kg)	1400	1740	2507	1578	2425	2273	2269	766	1487	3950		
	live	0	333	1231	215	1511	1394	40	169	77	160		
<i>Acropora formosa</i>												NT	High volume (globally threatened). Also met high volume (globally threatened) in 2012 (1092 live).
	raw corals (kg)	458	633	701	218	9	70	70	116	50	1		
	live	9411	10423	18588	24460	16674	7596	117	2397	2144	1923		
<i>Acropora gomezi</i>	live	0	0	0	2082	215	217	0	203	68	22		High variability.
<i>Acropora humilis</i>												NT	High volume (globally threatened). Also met high volume (globally threatened) in 2012 (3552 live; 1221 raw corals (kg)).
	raw corals (kg)	1030	464	1270	1123	1632	1041	17400	941	2684	912		
	live	6955	9151	11111	11373	5295	2642	418	5111	5453	6466		
<i>Acropora hyacinthus</i>												NT	High volume (globally threatened). Also met high volume (globally threatened) in 2012 (2279 live; 2023 raw corals (kg)).
	raw corals (kg)	1018	1003	1477	1279	1601	530	1115	868	1725	1707		
	live	12111	13567	12239	12800	3610	1551	165	1402	1634	2023		
<i>Acropora kosurini</i>	live	0	0	0	0	67	0	0	1	6	66	VU	Sharp increase.
<i>Acropora longicyathus</i>	live	1	0	0	0	30	495	0	3	1	2		High variability.
<i>Acropora loripes</i>												NT	High volume (globally threatened). Also met high volume (globally threatened) in 2012 (1225 live).
	live	198	3	0	1046	2243	2126	20	1214	1731	2790		
<i>Acropora maryae</i>	live	0	0	0	0	0	0	0	204	1383	1145		Sharp increase.
<i>Acropora microphthalma</i>	live	0	0	0	0	0	45	0	16	68	78		Sharp increase.
<i>Acropora millepora</i>	raw corals (kg)	1	3	20	8	0	17	12	2	319	354	NT	High volume (globally threatened) and sharp increase. Also met high volume (globally threatened) in 2012 (4517 live).
	live	717	188	1235	3898	7962	8790	472	5988	6463	10706		
<i>Acropora palifera</i>	raw corals (kg)	777	6	101	1078	2980	934	869	162	2597	5393		Sharp increase.
<i>Acropora palmata</i>												CR	High volume (globally threatened), sharp increase, high variability and trade in an endangered species. Also met high volume (globally threatened) in 2012 (5000 live).
	raw corals (kg)	3	3	1	37	0	61	0	237	0	465		
	live	333	61	16	65	0	10000	300	0	0	0		
<i>Acropora palmerae</i>	live	0	0	0	0	10	0	0	168	207	348	VU	Sharp increase.
	raw corals (kg)	0	0	0	0	0	0	0	0	28	165		
<i>Acropora parahemprichii</i>	live	0	0	0	0	0	0	0	0	77	201		Sharp increase.
<i>Acropora roseni</i>												EN	Selected as trade in an endangered species.
	live	0	0	0	0	0	0	0	41	0	10		

Taxon	Term (unit)	2002	2003	2004	2005	2006	2007	2008	2009	2010	2011	*IUCN	Notes
<i>Acropora simplex</i>	live	0	0	0	20	25	40	0	5	75	143	VU	Sharp increase.
<i>Acropora</i> spp.													
	raw corals (kg)	29274	404994	12939	3505	5003	3676	8680	6846	4586	3445		High volume and high variability. Also met high volume trade in 2012 (22579 live; 5366 raw corals (kg)).
	live	136861	355469	125722	150658	257653	166102	128112	89515	82875	25768		
<i>Acropora subulata</i>													
	live	81	0	0	12	0	0	0	891	1199	2975		Sharp increase. Also met high volume trade in 2012 (4157 live).
<i>Acropora suharsonoi</i>													
	live	0	4	0	150	113	458	1	180	306	122	EN	Selected as trade in an endangered species.
<i>Acropora tenuis</i>													
	raw corals (kg)	0	1	34805	34800	34800	17401	0	2900	2900	1	NT	High volume (globally threatened). Also met high volume (globally threatened) in 2012 (2765 live).
	live	0	10000	1140	4743	4103	3403	15	2418	7604	2290		
<i>Acropora valenciennesi</i>													
	live	106	0	0	12	0	0	0	2	1	5		Sharp increase and high variability.
<i>Acropora variolosa</i>													
	live	0	0	0	0	0	0	0	0	47	75		Sharp increase.
<i>Montipora aequituberculata</i>													
	raw corals (kg)	2	190	50	0	0	0	0	0	5	17		Sharp increase and high variability.
<i>Montipora confusa</i>													
	live	0	0	0	150	368	1306	1	0	0	33	NT	High variability.
<i>Montipora digitata</i>													
	raw corals (kg)	2	6	12	0	0	2	23	0	0	349		Sharp increase and high variability.
<i>Montipora</i> spp.													
	live	8304	11852	20878	29466	35189	335410	30324	22031	21541	19688		High volume. Also met high volume trade in 2012 (13,326 live).
<b>Agariciidae</b>													
<i>Agaricia agaricites</i>													
	raw corals (kg)	25	5756	41738	5675	1169	7471	2720	7026	7966	4679		High volume. Also met high volume trade in 2012 (7330 live; 7214 raw corals (kg)).
	live	160	100045	567669	496320	455428	403948	32048	15574	15553	17079		
<i>Pachyseris speciosa</i>													
	live	1	0	4	112	9	42	50	10	1247	7		High variability.
<i>Pavona</i> spp.													
	live	3211	3108	2706	3795	2941	3425	8298	7877	10235	3456		High volume.
<b>Caryophylliidae</b>													
<i>Catalaphyllia jardinei</i>													
	raw corals (kg)	1096	1070	920	150	31	187	1533	2079	1967	1387	VU	High volume (globally threatened). Also met high volume (globally threatened) in 2012 (57794 live; 1198 raw corals (kg)). Selected at AC25 in the trade review following CoP15.
	live	23408	28097	22820	25118	25598	31981	30568	36908	43969	53311		
<i>Desmophyllum dianthus</i>													
	live	0	0	0	0	20	0	0	29	20	50		Sharp increase.
<i>Euphyllia ancora</i>													
	raw corals (kg)	2839	1489	876	168	44	204	607	683	725	524		High volume. Also met high volume (globally threatened) in 2012 (32,163 live).
	live	24562	27339	26102	32144	26855	33168	36443	39065	38775	36947		
<i>Euphyllia cristata</i>													
	raw corals (kg)	1462	773	1245	25	90	297	1134	1394	1507	1324		High volume. Also met high volume (globally threatened) in 2012 (15,393 live; 1107 raw corals (kg)). Selected at AC25 in the trade review following CoP15.
	live	31620	29854	29014	34028	29273	30262	27847	31766	29480	26745		
<i>Euphyllia divisa</i>													
	raw corals (kg)	0	0	0	0	0	0	210	276	333	187	NT	High volume (globally threatened) and overall increase. Also met high volume (globally threatened) in 2012
	live	40	0	476	213	2527	3312	2987	3730	6356	8707		

Taxon	Term (unit)	2002	2003	2004	2005	2006	2007	2008	2009	2010	2011	*IUCN	Notes
													(7795 live).
<i>Euphyllia fimbriata</i>	live	40	0	20	0	18	0	0	0	90	202		Sharp increase.
<i>Euphyllia glabrescens</i>	raw corals (kg)	586	325	820	200	10	327	509	965	523	408	NT	High volume (globally threatened). Also met high volume (globally threatened) in 2012 (26,746 live).
	live	13949	27919	35709	44728	41134	54131	34925	35204	33645	37365		
<i>Euphyllia yaeyamaensis</i>	raw corals (kg)	0	0	0	0	0	17	23	26	48	29	NT	Overall increase.
	live	0	0	0	48	535	2216	120	170	303	385		
<i>Physogyra lichtensteini</i>	raw corals (kg)	100	183	113	29	25	82	130	150	276	216		High volume. Also met high volume (globally threatened) in 2012 (9332 live).
	live	8354	10350	9619	11000	9895	10457	9891	11260	11519	10463		
<i>Physogyra spp.</i>	live	3908	2214	99	40	137	22	98	34	25	40		High variability.
<i>Plerogyra simplex</i>	raw corals (kg)	2	0	0	0	0	0	0	177	61	91	NT	High volume (globally threatened). Also met high volume (globally threatened) in 2012 (1137 live).
	live	30	0	176	237	276	1040	3360	2920	3757	1705		
<i>Plerogyra sinuosa</i>	raw corals (kg)	1020	789	1012	38	44	186	1137	1386	1327	1267	NT	High volume (globally threatened). Also met high volume (globally threatened) in 2012 (25,780 live). Selected at AC25 in the trade review following CoP15.
	live	23603	29210	24470	31314	26947	29043	29665	33845	34906	35536		
<i>Plerogyra turbida</i>	raw corals (kg)	91	309	305	70	89	57	659	913	1581	1358		High volume.
	live	11246	14862	13269	12954	13280	13928	11671	12353	21259	10987		
<b>Dendrophylliida</b>													
<i>Duncanopsammia axifuga</i>	raw corals (kg)	0	0	0	0	0	26	86	324	113	38	NT	High volume (globally threatened), sharp increase and overall increase. Also met high volume (globally threatened) in 2012 (10,522 live).
	live	0	0	0	0	271	1995	6551	7683	15335	20148		
	live	0	0	0	0	0	2	36	840	0	0		
<i>Eguchipsammia fistula</i>	raw corals (kg)	1926	1404	1229	251	104	126	3010	3253	3002	2902		High volume.
	live	19264	19249	16388	18281	18893	19334	18889	18630	18881	2895		
<i>Tubastraea coccinea</i>	raw corals (kg)	0	43	30	44	13	58	15	140	8	0		High volume.
	live	0	6554	5447	6153	6318	6558	6763	6642	1173	1890		
<i>Tubastraea spp.</i>	raw corals (kg)	693	366	466	64	7	0	106	129	239	90		High volume. Also met high volume trade in 2012 (11,990 live).
	live	6869	7274	6960	10430	7442	6753	4556	5323	11198	9935		
<i>Turbinaria mesenterina</i>	raw corals (kg)	302	476	572	126	68	167	687	736	760	195		High volume.
	live	14553	17206	15061	16330	16477	17327	17127	18249	27600	2301		

Taxon	Term (unit)	2002	2003	2004	2005	2006	2007	2008	2009	2010	2011	*IUCN	Notes
<i>Turbinaria peltata</i>	raw corals (kg)	526	421	407	85	21	163	668	827	647	1132		High volume. Also met high volume (globally threatened) in 2012 (8051 live; 1291 raw corals (kg)).
	live	12734	15433	14424	14840	14757	15554	15291	16354	16483	15239		
<i>Turbinaria reniformis</i>	raw corals (kg)	7	0	1	0	0	0	20	890	102	760		High volume and sharp increase. Also met high volume (globally threatened) in 2012 (2238 live).
	live	236	490	357	246	372	2190	3394	1688	1613	6799		
<i>Turbinaria</i> spp.	raw corals (kg)	177	458	798	376	1821	2679	1879	429	173	175		High volume. Also met high volume trade in 2012 (11,674 live).
	live	16109	12250	9808	8460	9181	9247	9595	7579	8905	17444		
<b>Faviidae</b>													
<i>Caulastraea echinulata</i>	raw corals (kg)	171	260	163	55	3	89	198	254	327	266		High volume. Also met high volume trade in 2012 (6556 live).
	live	7763	9375	8391	8927	9208	9453	9890	10574	10688	10001		
<i>Caulastraea furcata</i>	live	0	139	13	160	196	846	154	774	619	2600		Sharp increase.
<i>Caulastraea</i> spp.	raw corals (kg)	70	31	120	52	5	9	64	284	280	301		High volume. Also met high volume trade in 2012 (13,977 live).
	live	8462	7225	7027	8228	9369	10096	6495	4809	20352	14596		
<i>Caulastraea tumida</i>	raw corals (kg)	455	344	230	28	17	103	306	275	57	0		High volume.
	live	11234	12175	11161	11143	11842	12271	12570	13463	1313	88		
<i>Cyphastrea ocellina</i>	live	0	0	0	0	0	0	0	0	73	46	VU	Sharp increase.
<i>Favia fragum</i>	raw corals (kg)	12	6	1	0	0	0	16	0	0	356		Sharp increase and high variability.
	live	90	60	0	3	0	0	11	3	0	1396		
<i>Favia pallida</i>	raw corals (kg)	61	124	152	36	6	47	106	82	52	99		High volume. Also met high volume trade in 2012 (3843 live).
	live	4834	4698	4088	4512	4673	4733	4512	5057	5015	4772		
<i>Favia</i> spp.	raw corals (kg)	62	15	162	140	12	14	89	340	383	173		High volume. Also met high volume trade in 2012 (9663 live).
	live	3516	3854	3738	5820	11056	8307	10086	10244	14571	15644		
<i>Favia veroni</i>	live	50	0	0	0	0	0	48	274	10	10	NT	High variability.
<i>Favites abdita</i>	raw corals (kg)	238	139	119	24	3	78	139	119	157	127		High volume (globally threatened). Also met high volume (globally threatened) in 2012 (3748 live).
	live	3460	5117	4512	5045	5098	5243	4601	5493	5479	5167	NT	
<i>Favites chinensis</i>	raw corals (kg)	1	150	111	57	10	24	128	204	180	168		High volume (globally threatened). Also met high volume (globally threatened) in 2012 (6016 live).
	live	0	7003	6236	6148	6915	7091	7180	7925	7967	7490	NT	
<i>Favites pentagona</i>	live	0	0	0	0	0	0	47	32	193	378		Sharp increase.
<i>Favites</i> spp.	raw corals (kg)	77	20	162	45	12	1	147	432	329	181		High volume. Also met high volume trade in 2012 (6813 live).
	live	5426	7675	7032	12716	11338	11320	9905	7712	13361	13318		
<i>Goniastrea palauensis</i>	raw corals (kg)	0	0	0	0	0	0	0	5	23	0		Overall increase.
	live	20	50	0	0	32	193	162	220	365	431	NT	
<i>Goniastrea</i> spp.	raw corals (kg)	2	4	0	27	0	3	87	326	225	211		High volume and overall increase.

Taxon	Term (unit)	2002	2003	2004	2005	2006	2007	2008	2009	2010	2011	*IUCN	Notes
<i>Leptastrea purpurea</i>	live	1094	1851	1287	1101	1598	2197	4421	5495	6834	7297		Also met high volume trade in 2012 (6208 live).
	raw corals (kg)	1	0	0	5	0	0	0	0	0	5		Sharp increase.
	live	0	0	0	0	0	0	4	147	51	129		
<i>Leptastrea</i> spp.	raw corals (kg)	0	0	0	0	0	2	16	9	40	0		Sharp increase. Also met high volume trade in 2012 (3662 live).
	live	21	0	0	0	200	298	532	729	974	3725		
	raw corals (kg)	46	24	166	32	2	20	121	129	84	74	NT	High volume (globally threatened). Also met high volume (globally threatened) in 2012 (1934 live).
<i>Montastrea annuligera</i>	live	2680	2767	2442	2696	2761	2842	2684	2934	2959	2898		
	raw corals (kg)	229	212	223	47	8	21	181	172	142	144	NT	High volume (globally threatened). Also met high volume (globally threatened) in 2012 (2572 live).
<i>Montastrea valenciennesi</i>	live	3173	3542	3097	3467	3484	3590	3563	3922	3985	3850		
	raw corals (kg)	0	0	0	0	0	0	6	39	37	5		High volume and sharp increase. Also met high volume (globally threatened) in 2012 (3170 live).
<i>Moseleya latistellata</i>	live	0	0	0	0	0	320	650	2601	5717	8566		
	raw corals (kg)	0	0	0	0	0	0	9	40	121	104	NT	Sharp increase.
<i>Oulophyllia crispa</i>	live	0	0	0	0	0	0	9	40	121	104		
<i>Platygyra</i> spp.	raw corals (kg)	70	32	1	102	0	2	78	344	242	173		High volume. Also met high volume trade in 2012 (7552 live).
	live	4366	5112	5062	5791	6405	7743	8498	8785	11267	11200		
<i>Plesiastrea versipora</i>	live	0	0	0	0	0	2	29	69	347	334		Sharp increase.
<b>Fungiidae</b>													
<i>Fungia fungites</i>	raw corals (kg)	676	325	364	34	48	66	191	256	401	307		High volume (globally threatened). Also met high volume (globally threatened) in 2012 (7147 live).
	live	6301	9226	8500	8637	9019	10141	9690	11453	10352	9199	NT	
<i>Fungia moluccensis</i>	raw corals (kg)	244	221	231	48	9	60	194	215	332	285		High volume. Also met high volume trade in 2012 (4391 live).
	live	5639	7444	5826	7076	7225	7445	6263	7205	7407	6782		
<i>Fungia paumotensis</i>	raw corals (kg)	556	293	184	64	29	133	202	182	277	263		High volume. Also met high volume trade in 2012 (3980 live).
	live	6381	7396	5837	7232	6757	6951	6284	6706	6783	6248		
<i>Fungia repanda</i>	live	1	0	0	0	0	0	30	42	294	256		Sharp increase.
<i>Fungia</i> spp.	raw corals (kg)	102	93	146	106	20	11	213	432	275	263		High volume. Also met high volume trade in 2012 (19,248 live).
	live	8624	11545	8700	9964	11121	10872	22640	11542	18316	21470		
<i>Heliofungia actiniformis</i>	raw corals (kg)	1501	1420	1407	270	236	299	3455	4301	3862	3485		High volume. Also met high volume (globally threatened) in 2012 (18,356 live; 2598 raw corals (kg)).
	live	47649	48679	40046	45529	46543	48276	40599	45350	46446	40230		
<i>Lithophyllon undulatum</i>	raw corals (kg)	0	0	0	0	0	0	0	29	35	0		High volume (globally threatened) and sharp increase. Also met high volume (globally threatened) in 2012 (2788 live).
	live	0	0	0	0	0	0	0	682	2793	5774	NT	
<i>Polyphyllia talpina</i>	raw corals (kg)	395	269	398	135	14	69	253	676	1297	472		High volume. Also met high volume trade in 2012 (3878 live).
	live	7927	9690	7804	9073	9485	9721	11308	12015	12305	8968		

Taxon	Term (unit)	2002	2003	2004	2005	2006	2007	2008	2009	2010	2011	*IUCN	Notes
<b>Merulinidae</b>													
<i>Hydnophora exesa</i>	raw corals (kg)	882	509	433	92	71	86	693	676	797	613	NT	High volume (globally threatened). Also met high volume (globally threatened) in 2012 (5214 live).
	live	8653	10719	9237	10010	10737	10836	11215	12005	16983	11469		
<i>Hydnophora microconos</i>	raw corals (kg)	255	256	343	50	0	19	711	896	753	686	NT	High volume (globally threatened). Also met high volume (globally threatened) in 2012 (1495 live).
	live	1445	4681	4503	4518	4539	4724	5833	6210	6254	5841		
<i>Hydnophora rigida</i>	raw corals (kg)	658	473	251	88	15	30	161	378	215	154		High volume.
	live	3776	4674	5944	7342	6156	8198	5213	4916	5689	2226		
<i>Merulina ampliata</i>	raw corals (kg)	257	176	345	580	1083	770	1195	1116	2205	960		High volume. Also met high volume trade in 2012 (6429 live).
	live	2911	4655	6260	6174	5795	5742	8327	7560	8698	6253		
<b>Mussidae</b>													
<i>Acanthastrea amakusensis</i>	live	0	0	0	40	0	361	299	190	462	949		Sharp increase.
<i>Acanthastrea bowerbanki</i>	raw corals (kg)	0	0	0	0	0	0	29	0	0	1	VU	Overall increase.
	live	0	0	0	0	0	265	80	294	303	355		
<i>Acanthastrea hillae</i>	live	0	0	0	0	0	1	0	2	150	262	NT	Sharp increase.
<i>Acanthastrea lordhowensis</i>	raw corals (kg)	0	0	0	0	0	64	434	316	58	37	NT	High volume (globally threatened) and overall increase. Also met high volume (globally threatened) in 2012 (11,328 live).
	live	0	0	0	0	22	2462	6426	10765	11490	10665		
<i>Acanthastrea</i> spp.	raw corals (kg)	0	0	0	0	0	2	28	195	189	0		High volume and overall increase. Also met high volume trade in 2012 (17,626 live).
	live	0	21	29	197	1605	6764	12016	8676	9077	15863		
<i>Acanthophyllia deshayesiana</i>	raw corals (kg)	0	0	0	0	0	0	0	0	13	0	NT	High volume (globally threatened) and sharp increase. Also met high volume (globally threatened) in 2012 (3183 live).
	live	0	0	0	0	0	0	0	324	792	4276		
<i>Australomussa rowleyensis</i>	live	0	0	0	0	0	0	2	365	95	2630	NT	Sharp increase. Also met high volume (globally threatened) in 2012 (2238 live).
<i>Blastomussa merleti</i>	live	0	5	50	40	15	126	186	661	1597	5446		Sharp increase and high variability.
<i>Blastomussa wellsii</i>	raw corals (kg)	254	113	115	8	5	27	212	151	175	135	NT	High volume (globally threatened) and overall increase. Also met high volume (globally threatened) in 2012 (8356 live).
	live	2466	3744	3555	3584	3626	4603	10017	9026	11254	13309		
<i>Cynarina lacrymalis</i>	raw corals (kg)	894	647	274	1	13	50	262	329	581	339	NT	High volume (globally threatened). Also met high volume (globally threatened) in 2012 (8680 live).
	live	4454	8895	6924	7968	7125	8155	7966	12609	16158	15308		
<i>Lobophyllia corymbosa</i>	raw corals (kg)	287	286	259	103	16	110	291	352	437	368		High volume. Also met high volume trade in 2012 (10,527 live).
	live	11684	12614	9482	11839	12495	12710	13558	15024	19877	14139		
<i>Lobophyllia hemprichii</i>	raw corals (kg)	682	347	309	62	36	133	318	338	58	0		High volume.

Taxon	Term (unit)	2002	2003	2004	2005	2006	2007	2008	2009	2010	2011	*IUCN	Notes
<i>Lobophyllia</i> spp.	live	12640	12786	11219	11676	11942	12899	12316	13207	2273	991		
	raw corals (kg)	91	166	176	133	12	8	147	585	539	434		High volume. Also met high volume trade in 2012 (25,249 live).
<i>Scolymia australis</i>	live	15965	14801	10827	15106	15885	16277	16712	12559	30994	30521		
	raw corals (kg)	0	0	0	0	0	16	42	224	154	70		High volume and sharp increase. Also met high volume trade in 2012 (14,860 live).
<i>Scolymia</i> spp.	live	35	0	14	4	12	1301	2695	7017	14973	16137		
	raw corals (kg)	58	122	116	12	12	0	58	66	139	10		High volume. Also met high volume trade in 2012 (4275 live).
<i>Scolymia vitiensis</i>	live	1562	2589	1878	2624	2878	3380	4600	3614	3360	2777		
	raw corals (kg)	159	110	153	13	2	39	144	559	253	206	NT	High volume (globally threatened). Also met high volume (globally threatened) in 2012 (3346 live).
<i>Symphyllia</i> spp.	live	2404	4452	3997	4098	4382	4905	4859	4686	4931	4234		
	raw corals (kg)	58	81	79	16	13	18	49	125	122	22		High volume and overall increase. Also met high volume trade in 2012 (3987 live).
<b>Oculinidae</b>													
<i>Galaxea astreata</i>	live	5359	4530	4268	4448	4629	4904	7072	7433	6867	5027		
	raw corals (kg)	204	180	258	89	9	38	394	421	292	269		High volume. Also met high volume (globally threatened) in 2012 (3285 live).
<i>Galaxea fascicularis</i>	live	13164	17339	15872	17031	17515	17843	20574	20719	22326	13709		
	raw corals (kg)	741	668	485	160	11	188	827	1045	1144	765	NT	High volume (globally threatened). Also met high volume (globally threatened) in 2012 (10,404 live).
<i>Madrepora</i> spp.	live	0	0	0	2579	1236	7615	12288	91729	0	29958		High volume.
<b>Pectiniidae</b>													
<i>Echinophyllia</i> spp.	live	0	0	0	77	326	869	2644	6385	6565	9856		
	raw corals (kg)	0	0	0	0	0	2	63	177	143	0		High volume and overall increase. Also met high volume trade in 2012 (7756 live).
<i>Mycedium elephantotus</i>	live	90	119	1073	2624	3367	2063	5450	4452	5872	5625		
	raw corals (kg)	145	29	29	37	0	0	23	239	107	145		High volume and overall increase. Also met high volume trade in 2012 (2947 live).
<b>Famiy Pocilloporidae</b>													
<i>Pocillopora damicornis</i>	live	4443	7079	6537	7312	8169	6809	2201	1191	675	320		
	raw corals (kg)	6621	1460	1166	860	1844	1320	2110	1850	2080	2106	NT	Sharp increase. Also met high volume trade in 2012 (3295 raw corals (kg)).
<i>Pocillopora eydouxi</i>	live	132	35	543	0	0	69	281	396	107	0		High volume (globally threatened).
	raw corals (kg)	18924	9364	2038	429	312	23	263	2200	1441	5503		High volume and sharp increase. Also met high volume trade in 2012 (3496 live).
<i>Pocillopora</i> spp.	live	3839	3999	6912	5902	5697	7674	11447	13946	46591	6997		
	raw corals (kg)	18924	9364	2038	429	312	23	263	2200	1441	5503		High volume and sharp increase. Also met high volume trade in 2012 (3496 live).



Taxon	Term (unit)	2002	2003	2004	2005	2006	2007	2008	2009	2010	2011	*IUCN	Notes
<i>Seriatopora hystrix</i>	raw corals (kg)	2376	623	2217	1213	3500	1977	2401	2788	3107	2190		High volume. Also met high volume trade in 2012 (5444 live; 3632 raw corals (kg)).
	live	915	3167	6863	9136	9298	11733	8323	7114	8940	6721		
<i>Stylophora pistillata</i>	raw corals (kg)	289	82	1891	1158	2681	1063	2188	1701	2103	2630	NT	High volume (globally threatened). Also met high volume (globally threatened) in 2012 (1582 raw corals (kg)).
	live	1285	2267	3773	4317	6104	8111	2129	992	381	218		
<i>Stylophora</i> spp.	raw corals (kg)	2184	5078	487	189	50	3	134	481	356	282		High volume. Also met high volume trade in 2012 (3572 live).
	live	1752	3102	3138	2726	3216	3882	7012	6076	7822	7289		
<b>Poritidae</b>													
<i>Alveopora catalai</i>	live	50	30	0	0	90	410	0	0	13	0	NT	High variability.
<i>Alveopora excelsa</i>	live	0	0	0	0	0	0	0	0	0	70	EN	Selected as trade in an endangered species.
<i>Alveopora spongiosa</i>	raw corals (kg)	2	25	45	15	0	5	55	45	32	64	NT	High volume (globally threatened).
	live	0	966	823	1052	1015	1043	941	1034	1049	1242		
<i>Alveopora</i> spp.	live	58	98	201	144	233	596	356	1157	946	903		Overall increase.
<i>Goniopora lobata</i>	raw corals (kg)	2557	2130	2962	318	74	262	2717	2586	3243	3434	NT	High volume (globally threatened). Also met high volume (globally threatened) in 2012 (18,114 live; 2446 raw corals (kg)).
	live	37354	42706	38679	40980	42486	43526	42699	41013	41306	38138		
<i>Goniopora minor</i>	raw corals (kg)	1568	1326	1581	178	287	151	2549	2250	827	0	NT	High volume (globally threatened).
	live	38807	46338	41615	44447	45951	46678	43179	42845	4270	30		
<i>Goniopora</i> spp.	raw corals (kg)	221	93	590	121	350	49	104	6218	1491	17337		High volume, sharp increase and high variability. Also met high volume trade in 2012 (35,984 live).
	live	36053	22768	16431	18124	20311	8872	4987	6836	186581	43698		
<i>Goniopora stokesi</i>	raw corals (kg)	1960	2419	1994	220	58	298	3066	3015	3536	2448	NT	High volume (globally threatened). Also met high volume (globally threatened) in 2012 (26,604 live; 2569 raw corals (kg)).
	live	36639	46669	40996	44226	45553	46763	43133	42859	43215	38821		
<i>Porites astreoides</i>	raw corals (kg)	13	23	1	0	0	0	5	0	49	122		Sharp increase.
<i>Porites horizontalata</i>	raw corals (kg)	2	0	0	0	0	0	0	0	0	140		Sharp increase.
<i>Porites lichen</i>	live	5274	5142	4875	4955	533	3	62	47	0	0		Overall decrease.
<i>Porites lutea</i>	raw corals (kg)	217	102	160	559	13	255	128	714	208	71		Overall decrease.
	live	1429	1566	1205	1524	243	0	243	29	0	0		
<i>Porites porites</i>	live	83	263	95	120	0	0	1	40	10	43		Sharp increase.
<i>Porites</i> spp.	raw corals (kg)	117	52	161	164	267	427	4240	4436	3217	2312		High volume. Also met high volume trade in 2012 (15,505 live).
	live	7819	6434	5868	7126	48192	48795	56341	117574	51926	40401		
<b>Trachyphylliidae</b>													
<i>Trachyphyllia geoffroyi</i>	raw corals (kg)	1742	1210	2207	179	73	271	3698	4578	3771	3708	NT	High volume (globally threatened). Also met high volume (globally threatened) in 2012 (52,480 live; 3100 raw corals (kg)). Selected at AC25 in the trade review following CoP15.
	live	36956	62245	53943	56459	57881	67622	68266	73949	82704	63794		
<b>ORDER STOLONIFERA</b>													

Taxon	Term (unit)	2002	2003	2004	2005	2006	2007	2008	2009	2010	2011	*IUCN	Notes
<b>Tubiporidae</b>													
<i>Tubipora musica</i>													
	raw corals (kg)	378	692	1687	976	3073	2339	1301	1340	1178	1373	NT	High volume (globally threatened). Also met high volume (globally threatened) in 2012 (10,966 live).
	live	10262	7490	12274	12421	10561	13289	15138	17434	19677	13268		
<b>CLASS HYDROZOA</b>													
<b>ORDER MILLEPORINA</b>													
<b>Milleporidae</b>													
<i>Millepora exaesa</i>	raw corals (kg)	3	0	0	29	0	0	0	597	962	1736		Sharp increase.
<i>Millepora</i> spp.	raw corals (kg)	38	182	472	955	1833	688	501	716	252	304		High volume.
	live	793	1078	2541	1935	1847	1946	4631	6120	6700	2076		

\* Only IUCN classifications applicable to the selection process are provided: Critically Endangered ('CR'), Endangered ('EN'), Vulnerable ('VU') or Near Threatened ('NT'). IUCN data downloaded from [www.iucnredlist.org](http://www.iucnredlist.org) on 12 December 2013.