

(English only / Seulement en anglais / Únicamente en inglés)

Taxonomic Checklist of Reptile taxa
included in the CITES Appendices
at the 18th Meeting of the Conference of the Parties
(Geneva, August 2019)

Species information extracted from UETZ, P., FREED, P., AGUILAR, R., & HÖSEK, J. (eds.) (2022): The Reptile Database. (<http://www.reptile-database.org>)

version of 2 May 2020, accessed 5 May 2020, for species in the Families Agamidae, Gekkonidae and Viperidae, and version of 20 March 2022, accessed 5 May 2022, for species in the Family Eublepharidae.

The Reptile Database is maintained by Peter Uetz (HTML pages + content) and Jiri Hosek (search engine) with help from many volunteers

Copyright © 1995-2022 by Peter Uetz. All Rights Reserved.

Reproduction for commercial purposes prohibited.

NOTE: these extracts represent data extracts for species recently included in the CITES Appendices as well as for species that are not included in the CITES Appendices; normally at least a list of names is provided to compare and contrast the species listed by name by CITES with other species in the same genus or (sub)family. See also the notes at the account for *Gekko gecko*, which for CITES purposes includes *Gekko reevesii* as a synonym.

Contents of this extract, prepared for CoP19 by the Nomenclature Specialist for Fauna:

Class Reptilia

Order Sauria

Family Agamidae

Genus ***Ceratophora***

Ceratophora aspera Günther 1864

Ceratophora erdeleni Pethiyagoda & Manamendra-Arachchi 1998

Ceratophora karu Pethiyagoda & Manamendra-Arachchi 1998

Ceratophora stoddarti Gray 1834

Ceratophora tennentii Günther 1861

Genus ***Cophotis***

Cophotis ceylanica Peters 1861

Cophotis dumbara Peters 1861 Samarawickrama, Ranawana, Rajapaksha, Ananjeva, Orlov, Ranasinghe & Samarawickrama 2006

Genus ***Lyriocephalus***

Lyriocephalus scutatus (Linnaeus 1758)

Family Eublepharidae

Genus ***Goniurosaurus*** Gray 1864

Goniurosaurus araneus Grismer, Viets & Boyle 1999
Goniurosaurus bawanglingensis Grismer, Haitao, Orlov & Ananjeva 2002
Goniurosaurus catbaensis Ziegler, Truong, Schmitz, Stenke & Rösler 2008
Goniurosaurus chengzheng Zhu, Liu, Bai, Román-Palacois, Li & He, 2021
Goniurosaurus gezhi Zhu, He & Li, 2020
Goniurosaurus gollum Qi, Wang, Grismer, Chen, Lyu & Wang, 2020
Goniurosaurus hainanensis Barbour 1908
Goniurosaurus huuliensis Orlov, Ryabov, Nguyen, Nguyen & Ho 2008
Goniurosaurus kadoorieorum Yang & Chan 2015
Goniurosaurus kuroiwae (Namiye 1912)
Goniurosaurus kwanghua Zhu & He, 2020
Goniurosaurus kwangsiensis Yang & Chan 2015
Goniurosaurus liboensis Wang, Yang & Grismer 2013
Goniurosaurus lichtenfelderi (Mocquard 1897)
Goniurosaurus luii Grismer, Viets & Boyle 1999
Goniurosaurus orientalis (Maki 1931)
Goniurosaurus sengokui (Honda & Ota 2017)
Goniurosaurus sinensis Zhou, Peng, Hou & Yuan, 2019
Goniurosaurus splendens (Nakamura & Uéno 1959)
Goniurosaurus toyamai Grismer, Ota & Tanaka 1994
Goniurosaurus varius Qi, Grismer, Lyu, Zhang, Li & Wang, 2020
Goniurosaurus yamashinae (Okada 1936)
Goniurosaurus yingdeensis Wang, Yang & Cui 2010
Goniurosaurus zhelongji Wang, Jin, Li & Grismer 2014
Goniurosaurus zhoui Zhou, Wang, Chen & Liang 2018

Family Gekkonidae

Genus ***Gekko***

Gekko gecko (Linnaeus 1758) including synonym *Gekko reevesii*

Genus *Paroedura*

Paroedura androyensis (Grandidier 1867)

Order Serpentes

Family Viperidae, subfamily Viperinae

Genus ***Pseudocerastes***

Pseudocerastes fieldi Schmidt 1930

Pseudocerastes persicus (Duméril, Bibron & Duméril 1854)

Pseudocerastes urarachnoides Bostanchi, Anderson, Kami & Papenfuss 2006



Search results

Search Parameters

- Higher taxa: Draconinae

Search results

Species found: 234

- [Acanthosaura armata](#) (GRAY, 1827)
- [Acanthosaura bintangensis](#) WOOD, GRISMER, GRISMER, AHMAD, ONN & BAUER, 2009
- [Acanthosaura brachypoda](#) ANANJEVA, ORLOV, NGUYEN & RYABOV, 2011
- [Acanthosaura capra](#) GÜNTHER, 1861
- [Acanthosaura cardamomensis](#) WOOD, GRISMER, GRISMER, NEANG, CHAV & HOLDEN, 2010
- [Acanthosaura coronata](#) GÜNTHER, 1861
- [Acanthosaura crucigera](#) BOULENGER, 1885
- [Acanthosaura lepidogaster](#) (CUVIER, 1829)
- [Acanthosaura murphyi](#) NGUYEN, DO, HOANG, NGUYEN, MCCORMACK, NGUYEN, ORLOV, NGUYEN & NGUYEN, 2018
- [Acanthosaura nataliae](#) ORLOV, TRUONG & SANG, 2006
- [Acanthosaura phongdienensis](#) NGUYEN, JIN, VO, NGUYEN, ZHOU, CHE, MURPHY & ZHANG, 2019
- [Acanthosaura phuketensis](#) PAUWELS, SUMONTHA, KUNYA, NITIKUL, SAMPHANTHAMIT, WOOD & GRISMER, 2015
- [Acanthosaura titiwangsaensis](#) WOOD, GRISMER, GRISMER, AHMAD, ONN & BAUER, 2009
- [Acanthosaura tongbiguanensis](#) LIU & RAO, 2019
- [Aphaniotis acutirostris](#) MODIGLIANI, 1889
- [Aphaniotis fusca](#) (PETERS, 1864)
- [Aphaniotis ornata](#) (LIDTH DE JEUDE, 1893)
- [Bronchocela burmana](#) (BLANFORD, 1878)
- [Bronchocela celebensis](#) GRAY, 1845
- [Bronchocela cristatella](#) (KUHL, 1820)
- [Bronchocela danieli](#) (TIWARI & BISWAS, 1973)
- [Bronchocela hayeki](#) (MÜLLER, 1928)
- [Bronchocela jubata](#) DUMÉRIL & BIBRON, 1837
- [Bronchocela marmorata](#) GRAY, 1845
- [Bronchocela orlovi](#) HALLERMANN, 2004
- [Bronchocela rayaensis](#) GRISMER, WOOD, LEE, QUAH, ANUAR, NGADI & SITES, 2015
- [Bronchocela rubrigularis](#) HALLERMANN, 2009
- [Bronchocela shenlong](#) GRISMER, WOOD, LEE, QUAH, ANUAR, NGADI & SITES, 2015
- [Bronchocela smaragdina](#) GÜNTHER, 1864
- [Bronchocela vietnamensis](#) HALLERMANN & ORLOV, 2005
- [Calotes bachae](#) HARTMANN, GEISSLER, POYARKOV, IHLOW, GALOYAN, RÖDDER & BÖHME, 2013
- [Calotes bhutanensis](#) BISWAS, 1975
- [Calotes calotes](#) (LINNAEUS, 1758)
- [Calotes ceylonensis](#) MÜLLER, 1887
- [Calotes chincollium](#) VINDUM, 2003
- [Calotes desilvai](#) BAHIR & MADUWAGE, 2005
- [Calotes emma](#) GRAY, 1845
- [Calotes grandisquamis](#) GÜNTHER, 1875
- [Calotes htunwini](#) ZUG & VINDUM, 2006
- [Calotes irawadi](#) ZUG, BROWN, SCHULTE & VINDUM, 2006
- [Calotes jerdoni](#) GÜNTHER, 1870

- [Calotes liocephalus GÜNTHER, 1872](#)
- [Calotes liolepis BOULENGER, 1885](#)
- [Calotes manamendrai AMARASINGHE & KARUNARATHNA, 2014](#)
- [Calotes maria GRAY, 1845](#)
- [Calotes medogensis ZHAO & LI, 1984](#)
- [Calotes minor \(HARDWICKE & GRAY, 1827\)](#)
- [Calotes mystaceus DUMÉRIL & BIBRON, 1837](#)
- [Calotes nemoricola JERDON, 1853](#)
- [Calotes nigrilabris PETERS, 1860](#)
- [Calotes nigriplicatus HALLERMANN, 2000](#)
- [Calotes paulus \(SMITH, 1935\)](#)
- [Calotes pethiyagodai AMARASINGHE, KARUNARATHNA, HALLERMANN, 2014](#)
- [Calotes versicolor \(DAUDIN, 1802\)](#)
- [Calotes zolaiking GIRI, CHAITANYA, MAHONY, LALROUNGA, LALRINCHHANA, DAS, SARKAR, KARANTH & DEEPAK, 2019](#)
- [Ceratophora aspera GÜNTHER, 1864](#)
- [Ceratophora erdeleni PETHIYAGODA & MANAMENDRA-ARACHCHI, 1998](#)
- [Ceratophora karu PETHIYAGODA & MANAMENDRA-ARACHCHI, 1998](#)
- [Ceratophora stoddartii GRAY, 1834](#)
- [Ceratophora tennentii GÜNTHER, 1861](#)
- [Complicitus nigrigularis \(OTA & HIKIDA, 1991\)](#)
- [Cophotis ceylanica PETERS, 1861](#)
- [Cophotis dumbara SAMARAWICKRAMA, RANAWANA, RAJAPAKSHA, ANANJEVA, ORLOV, RANASINGHE & SAMARAWICKRAMA, 2006](#)
- [Coryphophylax brevicaudus HARIKRISHNAN, VASUDEVAN, CHANDRAMOULI, CHOUDHURY, DUTTA & DAS, 2012](#)
- [Coryphophylax subcristatus \(BLYTH, 1860\)](#)
- [Cristidorsa otai \(MAHONY, 2009\)](#)
- [Cristidorsa planidorsata \(JERDON, 1870\)](#)
- [Dendragama australis HARVEY, SHANEY, SIDIK, KURNIAWAN & SMITH, 2017](#)
- [Dendragama boulengeri DORIA, 1888](#)
- [Dendragama dioidema HARVEY, SHANEY, SIDIK, KURNIAWAN & SMITH, 2017](#)
- [Diploderma batangense \(LI, DENG, WU & WANG, 2001\)](#)
- [Diploderma brevicaudum \(MANTHEY, DENZER, HOU & WANG, 2012\)](#)
- [Diploderma brevipes \(GRESSITT, 1936\)](#)
- [Diploderma chapaense \(BOURRET, 1937\)](#)
- [Diploderma drukdaypo WANG, REN, JIANG, ZOU, WU, CHE & SILER, 2019](#)
- [Diploderma dymondi BOULENGER, 1906](#)
- [Diploderma fasciatum \(MERTENS, 1926\)](#)
- [Diploderma flaviceps \(BARBOUR & DUNN, 1919\)](#)
- [Diploderma grahami STEJNEGER, 1924](#)
- [Diploderma hamptoni \(SMITH, 1935\)](#)
- [Diploderma iadinum \(WANG, JIANG, SILER & CHE, 2016\)](#)
- [Diploderma laeiventre \(WANG, JIANG, SILER & CHE, 2016\)](#)
- [Diploderma luei \(OTA, CHEN & SHANG, 1998\)](#)
- [Diploderma makii \(OTA, 1989\)](#)
- [Diploderma micangshanense \(SONG, 1987\)](#)
- [Diploderma ngoclinense \(ANANJEVA, ORLOV & NGUYEN, 2017\)](#)
- [Diploderma polygonatum HALLOWELL, 1861](#)
- [Diploderma slowinskii \(RAO, VINDUM, MA, FU & WILKINSON, 2017\)](#)
- [Diploderma splendidum \(BARBOUR & DUNN, 1919\)](#)
- [Diploderma swild WANG, WU, JIANG, CHEN, MIAO, SILER & CHE, 2019](#)
- [Diploderma swinhonis \(GÜNTHER, 1864\)](#)
- [Diploderma varcoae BOULENGER, 1918](#)
- [Diploderma vela \(WANG, JIANG & CHE, 2015\)](#)
- [Diploderma yulongense \(MANTHEY, DENZER, HOU & WANG, 2012\)](#)
- [Diploderma yunnanense \(ANDERSON, 1878\)](#)
- [Diploderma zhaoermii \(GAO & HOU, 2002\)](#)
- [Draco abbreviatus HARDWICKE & GRAY, 1827](#)
- [Draco beccarii PETERS & DORIA, 1878](#)
- [Draco biao LAZELL, 1987](#)
- [Draco bimaculatus GÜNTHER, 1864](#)
- [Draco blanfordii BOULENGER, 1885](#)

- [*Draco boschmai* HENNIG, 1936](#)
- [*Draco caerulhians* LAZELL, 1992](#)
- [*Draco cornutus* GÜNTHER, 1864](#)
- [*Draco cristatellus* GÜNTHER, 1872](#)
- [*Draco cyanopterus* PETERS, 1867](#)
- [*Draco dussumieri* DUMÉRIL & BIBRON, 1837](#)
- [*Draco fimbriatus* KUHL, 1820](#)
- [*Draco formosus* BOULENGER, 1900](#)
- [*Draco guentheri* BOULENGER, 1885](#)
- [*Draco haematopogon* GRAY, 1831](#)
- [*Draco indochinensis* SMITH, 1928](#)
- [*Draco iskandari* MCGUIRE, BROWN, MUMPUNI, RIYANTO & ANDAYANI, 2007](#)
- [*Draco jareckii* LAZELL, 1992](#)
- [*Draco lineatus* DAUDIN, 1802](#)
- [*Draco maculatus* \(GRAY, 1845\)](#)
- [*Draco maximus* BOULENGER, 1893](#)
- [*Draco melanopogon* BOULENGER, 1887](#)
- [*Draco mindanensis* STEJNEGER, 1908](#)
- [*Draco modiglianii* VINCIGUERRA, 1892](#)
- [*Draco norvillii* ALCOCK, 1895](#)
- [*Draco obscurus* BOULENGER, 1887](#)
- [*Draco ornatus* \(GRAY, 1845\)](#)
- [*Draco palawanensis* MCGUIRE & ALCALA, 2000](#)
- [*Draco quadrasi* BOETTGER, 1893](#)
- [*Draco quinquefasciatus* HARDWICKE & GRAY, 1827](#)
- [*Draco reticulatus* GÜNTHER, 1864](#)
- [*Draco rhytisma* MUSTERS, 1983](#)
- [*Draco spilonotus* GÜNTHER, 1872](#)
- [*Draco spilopterus* \(WIEGMANN, 1834\)](#)
- [*Draco sumatranus* SCHLEGEL, 1844](#)
- [*Draco supriatnai* MCGUIRE & BROWN, MUMPUNI, RIYANTO & ANDAYANI, 2007](#)
- [*Draco taeniopterus* GÜNTHER, 1861](#)
- [*Draco timoriensis* KUHL, 1820](#)
- [*Draco volans* LINNAEUS, 1758](#)
- [*Draco walkeri* BOULENGER, 1891](#)
- [*Gonocephalus abbotti* COCHRAN, 1922](#)
- [*Gonocephalus bellii* \(DUMÉRIL & BIBRON, 1837\)](#)
- [*Gonocephalus beyschlagi* BOETTGER, 1892](#)
- [*Gonocephalus bornensis* \(SCHLEGEL, 1851\)](#)
- [*Gonocephalus chamaeleontinus* \(LAURENTI, 1768\)](#)
- [*Gonocephalus doriae* PETERS, 1871](#)
- [*Gonocephalus grandis* \(GRAY, 1845\)](#)
- [*Gonocephalus interruptus* BOULENGER, 1885](#)
- [*Gonocephalus klossi* BOULENGER, 1920](#)
- [*Gonocephalus kuhlii* \(SCHLEGEL, 1851\)](#)
- [*Gonocephalus lacunosus* MANTHEY & DENZER, 1991](#)
- [*Gonocephalus liogaster* \(GÜNTHER, 1872\)](#)
- [*Gonocephalus megalepis* \(BLEEKER, 1860\)](#)
- [*Gonocephalus mjobergi* SMITH, 1925](#)
- [*Gonocephalus semperi* \(PETERS, 1867\)](#)
- [*Gonocephalus sophiae* \(GRAY, 1845\)](#)
- [*Harpesaurus beccarii* DORIA, 1888](#)
- [*Harpesaurus borneensis* \(MERTENS, 1924\)](#)
- [*Harpesaurus ensicauda* WERNER, 1913](#)
- [*Harpesaurus modiglianii* VINCIGUERRA, 1933](#)
- [*Harpesaurus tricinctus* \(DUMÉRIL, 1851\)](#)
- [*Hypsicalotes kinabaluensis* \(DE GRIJS, 1937\)](#)
- [*Hypsilurus spinosus* DUMÉRIL & DUMÉRIL, 1851](#)
- [*Japalura andersoniana* ANNANDALE, 1905](#)
- [*Japalura dasi* \(SHAH & KÄSTLE, 2002\)](#)
- [*Japalura kumaonensis* \(ANNANDALE, 1907\)](#)
- [*Japalura major* \(JERDON, 1870\)](#)
- [*Japalura sagittifera* SMITH, 1940](#)

- [Japalura tricarinata](#) (BLYTH, 1853)
- [Japalura variegata](#) GRAY, 1853
- [Lophocalotes achlios](#) HARVEY, SCRIVANI, SHANEY, HAMIDY, KURNIAWAN & SMITH, 2018
- [Lophocalotes ludekingi](#) (BLEEKER, 1860)
- [Lyriocephalus scutatus](#) (LINNAEUS, 1758)
- [Malayodracon robinsonii](#) (BOULENGER, 1908)
- [Mantheyus phuwanensis](#) (MANTHEY & NABHITABHATA, 1991)
- [Microauris aurantolabium](#) (KRISHNAN, 2008)
- [Monilesaurus acanthocephalus](#) PAL, VIJAYAKUMAR, SHANKER, JAYARAJAN & DEEPAK, 2018
- [Monilesaurus ellioti](#) (GÜNTHER, 1864)
- [Monilesaurus montanus](#) PAL, VIJAYAKUMAR, SHANKER, JAYARAJAN & DEEPAK, 2018
- [Monilesaurus rouxii](#) (DUMÉRIL & BIBRON, 1837)
- [Otocryptis beddomei](#) BOULENGER, 1885
- [Otocryptis nigrisigma](#) BAHIR & SILVA, 2005
- [Otocryptis wiegmanni](#) WAGLER, 1830
- [Pelturagonia anolophium](#) HARVEY, LARSON, JACOBS, SHANEY, STREICHER, HAMIDY, KURNIAWAN & SMITH, 2019
- [Pelturagonia borneensis](#) INGER, 1960
- [Pelturagonia cephalum](#) (MOCQUARD, 1890)
- [Pelturagonia nigrilabris](#) (PETERS, 1864)
- [Pelturagonia spiniceps](#) SMITH, 1925
- [Phoxophrys tuberculata](#) HUBRECHT, 1881
- [Psammophilus blanfordanus](#) (STOLICZKA, 1871)
- [Psammophilus dorsalis](#) (GRAY, 1831)
- [Pseudocalotes andamanensis](#) (BOULENGER, 1891)
- [Pseudocalotes austeniana](#) (ANNANDALE, 1908)
- [Pseudocalotes baliomus](#) HARVEY, SHANEY, HAMIDY, KURNIAWAN & SMITH, 2017
- [Pseudocalotes bapoensis](#) (YANG, SU & LI, 1979)
- [Pseudocalotes brevipes](#) (WERNER, 1904)
- [Pseudocalotes cybelidermus](#) HARVEY, HAMIDY, KURNIAWAN, SHANEY & SMITH, 2014
- [Pseudocalotes dringi](#) HALLERMANN & BÖHME, 2000
- [Pseudocalotes drogon](#) GRISMER, QUAH, WOOD, ANUAR, MUIN, DAVIS, MURDOCH, GRISMER, COTA & COBOS, 2016
- [Pseudocalotes flavigula](#) (SMITH, 1924)
- [Pseudocalotes floweri](#) (BOULENGER, 1912)
- [Pseudocalotes guttalineatus](#) HARVEY, HAMIDY, KURNIAWAN, SHANEY & SMITH, 2014
- [Pseudocalotes kakhienensis](#) (ANDERSON, 1879)
- [Pseudocalotes khaonanensis](#) CHAN-ARD, COTA, MAKCHAI & LAOTEOW, 2008
- [Pseudocalotes kingdonwardi](#) (SMITH, 1935)
- [Pseudocalotes larutensis](#) HALLERMANN & MCGUIRE, 2001
- [Pseudocalotes microlepis](#) (BOULENGER, 1888)
- [Pseudocalotes poilani](#) (BOURRET, 1939)
- [Pseudocalotes rhaegal](#) GRISMER, QUAH, WOOD, ANUAR, MUIN, DAVIS, MURDOCH, GRISMER, COTA & COBOS, 2016
- [Pseudocalotes rhammanotus](#) HARVEY, HAMIDY, KURNIAWAN, SHANEY & SMITH, 2014
- [Pseudocalotes saravacensis](#) INGER & STUEBING, 1994
- [Pseudocalotes tympanistriga](#) (GRAY, 1831)
- [Pseudocalotes viserion](#) GRISMER, QUAH, WOOD, ANUAR, MUIN, DAVIS, MURDOCH, GRISMER, COTA & COBOS, 2016
- [Pseudocalotes zieglerei](#) HALLERMANN, TRUONG, ORLOV & ANANJEVA, 2010
- [Pseudocophotis kontumensis](#) ANANJEVA, ORLOV, TRUONG & NAZAROV, 2007
- [Pseudocophotis sumatrana](#) (HUBRECHT, 1879)
- [Ptyctolaemus collicristatus](#) SCHULTE & VINDUM, 2004
- [Ptyctolaemus gularis](#) (PETERS, 1864)
- [Salea anamallayana](#) (BEDDOME, 1878)
- [Salea gularis](#) JERDON, 1853
- [Salea horsfieldii](#) GRAY, 1845
- [Sarada darwini](#) DEEPAK, KARANTH, DUTTA & GIRI, 2016
- [Sarada deccanensis](#) (JERDON, 1870)
- [Sarada superba](#) DEEPAK, ZAMBRE, BHOSALE & GIRI, 2016
- [Sitana attenboroughii](#) SADASIVAN, RAMESH, PALOT, AMBEKAR & MIRZA, 2018
- [Sitana devakai](#) AMARASINGHE, INEICH & KARUNARATHNA, 2015
- [Sitana fusca](#) SCHLEICH & KÄSTLE, 1998

- [Sitana gokakensis DEEPAK, KHANDEKAR, CHAITANYA & KARANTH, 2018](#)
- [Sitana kalesari BAHUGUNA, 2015](#)
- [Sitana laticeps DEEPAK & GIRI, 2016](#)
- [Sitana marudhamneydhal DEEPAK, KHANDEKAR, VARMA & CHAITANYA, 2016](#)
- [Sitana ponticeriana CUVIER, 1829](#)
- [Sitana schleichi ANDERS & KÄSTLE, 2002](#)
- [Sitana sivalensis SCHLEICH, KÄSTLE & SHAH, 1998](#)
- [Sitana spinaecephalus DEEPAK, VYAS & GIRI, 2016](#)
- [Sitana thondalu DEEPAK, KHANDEKAR, CHAITANYA & KARANTH, 2018](#)
- [Sitana visiri DEEPAK, 2016](#)
- [Thaumatorhynchus brooksi PARKER, 1924](#)

Advanced search

Please use the following text boxes to conduct your search. To see a complete list of every species in the Reptile Database, leave the text boxes blank and click on 'Search'. To perform an exact match against the parameters you enter, check the boxes beside the fields. More details in [search tips](#)

Advanced search	Search category	Search input	Exact match
	Higher taxa (e.g. Crocodylia, Sauria, Viperidae, lizard, snake):	<input type="text" value="Draconinae"/>	<input type="checkbox"/>
	Genus (e.g. Chamaeleo, Oligodon):	<input type="text"/>	<input type="checkbox"/>
	Species epithet (e.g. elegans, ornatus):	<input type="text"/>	<input type="checkbox"/>
	Subspecies (e.g. Ablepharus bivittatus lindbergi):	<input type="text"/>	<input type="checkbox"/>
	Author (e.g. Boulenger, Linnaeus):	<input type="text"/>	<input type="checkbox"/>
	Year (e.g. 2006):	<input type="text"/>	<input type="checkbox"/>
	Common name or synonym (e.g. Abronia, Amphibolurus):	<input type="text"/>	<input type="checkbox"/>
	Distribution (e.g. Madagascar, Florida):	<input type="text"/>	<input type="checkbox"/>
	Types (e.g. USNM 6769):	<input type="text"/>	<input type="checkbox"/>
	Reference (author or title keyword):	<input type="text"/>	<input type="checkbox"/>
		<input type="button" value="Search"/>	

This database is maintained by Peter Uetz (database content) and Jakob Hallermann, Zoological Museum Hamburg (new species and updates).

Web pages and scripting Jiri Hosek






Ceratophora aspera GÜNTHER, 1864



[iNaturalist logo](#)

Can you confirm these amateur observations of *Ceratophora aspera*?



[Add your own observation of *Ceratophora aspera* »](#)

Find more photos by Google images search: [Google](#)

Higher Taxa Agamidae (Draconinae), Sauria, Iguania, Squamata (lizards)

Subspecies

Common E: SriLankaHorned Agama

Names G: Hornagame, Spitznase

Ceratophora aspera GÜNTHER 1864: 131

Ceratophora aspera — FERGUSON 1877: 13

Ceratophora aspera — BOULENGER 1885: 278

Synonym *Ceratophora aspera* — SMITH 1935: 154

Ceratophora aspera — TAYLOR 1953: 1561

Ceratophora aspera — MANTHEY & SCHUSTER 1999: 41

Ceratophora aspera — SOMAWEERA & SOMAWEERA 2009

Sri Lanka (Ceylon), up to 900 m elevation

Distribution

Type locality: Ceylon

Reproduction oviparous

Types Syntypes: BMNH 1946.8.30.51-52, ZMB 5120-21, "Ceylon"

Diagnosis Diagnosis: *Ceratophora aspera* is distinguished from all other *Ceratophora* by the presence of a visible and palpable squamosal process (Fig. 1) (absent in all other *Ceratophora*).
Habitat: ground-dwelling

Comment Abundance: "Uncommon" in Sri Lanka (BAHIR & SURASINGHE 2005).

The original description is available online (see link below).

Etymology Named after Latin "asper(a)" = rough.

- Amarasinghe, A. A. T.; U. Manthey, E. Stöckli, I. Ineich, S. o Kullander, F. Tiedemann, C. McCarthy & D. E. Gabadage 2009. The original descriptions and figures of Sri Lankan agamid lizards (Squamata: Agamidae) of the 18th and 19th centuries. *Taprobanica* 1 (1): 2-15
- Bahir, M.M. & T. Surasinghe 2005. A conservation assessment of the Sri Lankan Agamidae (Reptilia: Sauria). *Raffles Bull. Zool., Suppl. No. 12*: 407-412 - [get paper here](#)
- Botejue, W. Madhava S.; Jayantha Wattavidanage 2012. Herpetofaunal diversity and distribution in Kalugala proposed forest reserve, Western province of Sri Lanka. *Amphibian & Reptile Conservation* 5 (2): 65-80(e38). - [get paper here](#)
- Boulenger, G.A. 1885. Catalogue of the lizards in the British Museum (Nat. Hist.) I. Geckonidae, Eublepharidae, Uroplatidae, Pygopodidae, Agamidae. London: 450 pp. - [get paper here](#)
- Boulenger, George A. 1890. The Fauna of British India, Including Ceylon and Burma. Reptilia and Batrachia. Taylor & Francis, London, xviii, 541 pp. - [get paper here](#)
- Das, Indraneil & Abhijit Das 2017. A Naturalist's Guide to the Reptiles of India, Bangladesh, Bhutan, Nepal, Pakistan and Sri Lanka. John Beaufoy Publishing Ltd., Oxford, 176 pp.
- De SILVA 1994. An introduction to the herpetofauna of Sri Lanka. *Lyriocephalus*, 1 (1-2): 3-19
- Ferguson, W. 1877. Reptile fauna of Ceylon. Letter on a collection sent to the Colombo Museum. Herbert, Ceylon
- Günther, A. 1864. The Reptiles of British India. London (Taylor & Francis), xxvii + 452 pp. - [get paper here](#)
- Janssen, Jordi and Anslem de Silva 2019. The presence of protected reptiles from Sri Lanka in international commercial trade. *TRAFFIC Bulletin* 31 (1): 9 - [get paper here](#)
- Janzen, P. 2003. Sinharaja - Der Regenwald des Löwenkönigs. *Draco* 4 (15): 26-33 - [get paper here](#)
- Janzen, P.; Klaas, P. & Ziesmann, S. 2007. Die Agamen der Insel [Sri Lanka]. *Draco* 7 (30): 24-33 - [get paper here](#)
- Kravac, Milivoje; Malaka Bopage, Krishan Wewalwala, Olivera Bjelić-Cabrilo, Ester Popović, Olga Jovanovic 2015. Reproductive Behavior of the Vulnerable Rough Nose Horned Lizard, *Ceratophora aspera* (Sauria, Agamidae) from Sri Lanka. *Russ. J. Herpetol.* 22 (2): 145-148
- Macey, J. R., J. A. Schulte II, A. Larson, N. B. Ananjeva, Y. Wang, R. Pethiyagoda, N. Rastegar-Pouyani, T. J. Papenfuss 2000. Evaluating trans-Tethys migration: an example using acrodont lizard phylogenetics. *Systematic Biology* 49 (2): 233-256 - [get paper here](#)
- Manthey, U. 1981. Die Echsen des Ceylonischen Regenwaldes und seiner Randgebiete. *Sauria* 3 (2): 25-35 - [get paper here](#)
- Manthey, U. & SCHUSTER, N. 1999. Agamen, 2. Aufl. Natur und Tier Verlag (Münster), 120 pp. - [get paper here](#)
- Pethiyagoda, R. & K. Manamendra-Arachchi 1998. A revision of the endemic Sri Lankan agamid lizard genus *Ceratophora* Gray, 1835, with description of two new species. *Journal of South Asian natural History* 3 (1): 1
- Samarawickrama, V.A.M.P.K.; H.I.G.C. Kumara, D.R.N.S. Samarawickrama 2019. Diversity of Reptiles in the Eastern and Southern parts of the Sinharaja Rain Forest. *Journal of Tropical Forestry and Environment* - [get paper here](#)
- Schulte, II, James A.; J. Robert Macey, Rohan Pethiyagoda and Allan Larson 2002. Rostral Horn Evolution among Agamid Lizards of the Genus *Ceratophora* Endemic to Sri Lanka. *Molecular Phylogenetics and Evolution* 22: 111-117 - [get paper here](#)
- Smith, M.A. 1935. The fauna of British India, including Ceylon and Burma. Reptiles and Amphibia, Vol. II. Sauria. Taylor and Francis, London, 440 pp.
- Somaweera, R. & Somaweera, N. 2009. Lizards of Sri Lanka: a colour guide with field keys. Chimaira, Frankfurt, 304 pp.
- Taylor, E.H. 1953. A review of the lizards of Ceylon. *Univ. Kansas Sci. Bull.* 35 (12): 1525-1585 - [get paper here](#)

References

- External links
- [IUCN Red List - Ceratophora aspera - Vulnerable, VU](#)
 - [National Center for Biotechnology Information](#)
 - <http://www.SriLankanReptiles.com/>
 - http://www.nationalgeographic.com/wildworld/profiles/terrestrial/im/imo155_pto...
 - [Google images](#)

Is it interesting? Share with others:

Tweet

As link to this species use URL address:

<http://reptile-database.reptarium.cz/species?genus=Ceratophora&species=aspera>

without field 'search_param'. Field 'search_param' is used for browsing search result.

[Please submit feedback about this entry to the curator](#)

This database is maintained by Peter Uetz (database content) and Jakob Hallermann, Zoological Museum Hamburg (new species and updates).

Web pages and scripting Jiri Hosek




Ceratophora erdeleni PETHIYAGODA & MANAMENDRA-ARACHCHI, 1998



[iNaturalist logo](#)

Can you confirm these amateur observations of *Ceratophora erdeleni*?



[Add your own observation of *Ceratophora erdeleni*](#) »

Find more photos by Google images search: [Google](#)

Higher Taxa Agamidae (Draconinae), Sauria, Iguania, Squamata (lizards)

Subspecies

Common Names

Synonym *Ceratophora erdeleni* PETHIYAGODA & MANAMENDRA-ARACHCHI 1998
Ceratophora erdeleni – JANZEN et al. 2007
 Sri Lanka (Ceylon)

Distribution Type locality: mountains in E Sinharaja Forest, Morningside, 1000-1300 m elevation.

Reproduction oviparous

Types Holotype: BMNH 1996.448,

Diagnosis *Ceratophora erdeleni* is distinguished from all other *Ceratophora* by having only a rudimentary rostral appendage (restricted to rostral scale alone) (Fig. 13) or lacking such an appendage altogether in both sexes, the appendage length (AL) when present is 8.7-17.3% of distance between anteriormost point of or bit and middle of nostril (EN) (vs. 20.0-225.6% in both sexes of *C. stoddartii*, the species most closely related to it (Fig. 38 in P & NA 1998)).

Comment subarboreal, has only a rudimentary or nonexistent rostral appendage and is otherwise very similar morphologically to *C. stoddartii*. The ranges of *C. erdeleni* and *C. karu* overlap in the Morningside Forest Reserve.

Rare and critically endangered in Sri Lanka (BAHIR & SURASINGHE 2005).

Abundance: only known from the type locality (Meiri et al. 2017).

Etymology The species name is a patronym honouring Walter Erdelen (University of Würzburg, Germany), who in the course of extensive work in Sri Lanka in the 1980s was responsible for inspiring renewed interest in the herpetofauna of this island.

- References**
- Bahir, M.M. & T. Surasinghe 2005. A conservation assessment of the Sri Lankan Agamidae (Reptilia: Sauria). Raffles Bull. Zool., Suppl. No. 12: 407-412 - [get paper here](#)
 - Beolens, Bo; Michael Watkins, and Michael Grayson 2011. The Eponym Dictionary of Reptiles. Johns Hopkins University Press, Baltimore, USA - [get paper here](#)
 - Janzen, P. 2011. Morningside, ein abgelegener Hotspot in Sri Lanka. Iguana Rundschreiben 24 (1): 5-11
 - Manthey, S. 2011. Agamen-Tagung 2010. Iguana Rundschreiben 24 (1): 28-32
 - Meiri, Shai; Aaron M. Bauer, Allen Allison, Fernando Castro-Herrera, Laurent Chirio, Guarino Colli, Indraneil Das, Tiffany M. Doan, Frank Glaw, Lee L. Grismer, Marinus Hoogmoed, Fred Kraus, Matthew LeBreton, Danny Meirte, Zoltán T. Nagy, Cristiano d 2017. Extinct, obscure or imaginary: the lizard species with the smallest ranges. Diversity and Distributions - [get paper here](#)
 - Pethiyagoda, R. & K. Manamendra-Arachchi 1998. A revision of the endemic Sri Lankan agamid lizard genus *Ceratophora* Gray, 1835, with description of two new species. Journal of South Asian natural History 3 (1): 1
 - Samarawickrama, V.A.M.P.K.; H.I.G.C. Kumara, D.R.N.S. Samarawickrama 2019. Diversity of Reptiles in the Eastern and Southern parts of the Sinharaja Rain Forest. Journal of Tropical Forestry and Environment - [get paper here](#)
 - Schulte, II, James A.; J. Robert Macey, Rohan Pethiyagoda and Allan Larson 2002. Rostral Horn Evolution among Agamid Lizards of the Genus *Ceratophora* Endemic to Sri Lanka. Molecular Phylogenetics and Evolution 22: 111-117 - [get paper here](#)
 - Somaweera, R. & Somaweera, N. 2009. Lizards of Sri Lanka: a colour guide with field keys. Chimaira, Frankfurt, 304 pp.

- External links**
- [National Center for Biotechnology Information](#)
 - [Google images](#)

Is it interesting? Share with others:

Tweet

As link to this species use URL address:

<http://reptile-database.reptarium.cz/species?genus=Ceratophora&species=erdeleni>

without field 'search_param'. Field 'search_param' is used for browsing search result.

[Please submit feedback about this entry to the curator](#)

This database is maintained by Peter Uetz (database content) and Jakob Hallermann, Zoological Museum Hamburg (new species and updates).

Web pages and scripting Jiri Hosek




Ceratophora karu PETHIYAGODA & MANAMENDRA-ARACHCHI, 1998



[iNaturalist logo](#)

Can you confirm these amateur observations of *Ceratophora karu*?



[Add your own observation of *Ceratophora karu*](#) »

Find more photos by Google images search: [Google](#)

Higher Taxa Agamidae (Draconinae), Sauria, Iguania, Squamata (lizards)

Subspecies

Common Names

Synonym *Ceratophora karu* PETHIYAGODA & MANAMENDRA-ARACHCHI 1998
Ceratophora karu — JANZEN et al. 2007
 Sri Lanka (Ceylon)

Distribution Type locality: Morningside F.R. (near Rakwana), 1060 m elevaon (06°24'N, 80°38'E).

Reproduction oviparous

Types Holotype: BMNH 1996.445, male; paratypes: BMNH, NMSL (= WHT)

Diagnosis *Ceratophora karu* is distinguished from all other *Ceratophora* (except *C. tennentii* and *C. aspera*) by the rostral appendage being complex, comprising more scales than rostral scale alone (Fig. 22) (vs. rostral appendage restricted to rostral scale alone in *C. erdeleni* and *C. stoddartii*). It is distinguished from *C. tennentii* by the presence of prominent superciliary scales (vs. absent in *C. tennentii*) and from *C. aspera* by the absence of a palpable squamosal process (Fig. 30) (vs. squamosal process present (Fig. 10) in *C. aspera*).

Comment *C. karu* is ground-dwelling and the only fast-moving lizard containing a rostrum composed of numerous pointed scales. The rostrum of *C. karu* lacks the fleshy protuberence characteristic of horned *Ceratophora*, however. The ranges of *C. erdeleni* and *C. karu* overlap in the Morningside Forest Reserve.

Rare and critically endangered in Sri Lanka (BAHIR & SURASINGHE 2005).

Abundance: only known from its original description (Meiri et al. 2017).

Etymology

The species name is a patronym commemorating the late Punchi Banda Karunaratne, mentor, guide and friend both to ourselves and so many other investigators of Sri Lanka's natural wealth, universally known to friends and colleagues simply as "Karu," which diminutive form we use here with respect and affection as a noun in apposition.

References

- Bahir, M.M. & T. Surasinghe 2005. A conservation assessment of the Sri Lankan Agamidae (Reptilia: Sauria). Raffles Bull. Zool., Suppl. No. 12: 407-412 - [get paper here](#)
- Beolens, Bo; Michael Watkins, and Michael Grayson 2011. The Eponym Dictionary of Reptiles. Johns Hopkins University Press, Baltimore, USA - [get paper here](#)
- Janzen, P.; Klaas, P. & Ziesmann, S. 2007. Die Agamen der Insel [Sri Lanka]. Draco 7 (30): 24-33 - [get paper here](#)
- Meiri, Shai; Aaron M. Bauer, Allen Allison, Fernando Castro-Herrera, Laurent Chirio, Guarino Colli, Indraneil Das, Tiffany M. Doan, Frank Glaw, Lee L. Grismer, Marinus Hoogmoed, Fred Kraus, Matthew LeBreton, Danny Meirte, Zoltán T. Nagy, Cristiano d 2017. Extinct, obscure or imaginary: the lizard species with the smallest ranges. Diversity and Distributions - [get paper here](#)
- Pethiyagoda, R. & K. Manamendra-Arachchi 1998. A revision of the endemic Sri Lankan agamid lizard genus Ceratophora Gray, 1835, with description of two new species. Journal of South Asian natural History 3 (1): 1
- Samarawickrama, V.A.M.P.K.; H.I.G.C. Kumara, D.R.N.S. Samarawickrama 2019. Diversity of Reptiles in the Eastern and Southern parts of the Sinharaja Rain Forest. Journal of Tropical Forestry and Environment - [get paper here](#)
- Schulte, II , James A.; J. Robert Macey, Rohan Pethiyagoda and Allan Larson 2002. Rostral Horn Evolution among Agamid Lizards of the Genus Ceratophora Endemic to Sri Lanka. Molecular Phylogenetics and Evolution 22: 111-117 - [get paper here](#)
- Somaweera, R. & Somaweera, N. 2009. Lizards of Sri Lanka: a colour guide with field keys. Chimaira, Frankfurt, 304 pp.

External links

- [National Center for Biotechnology Information](#)
- [Google images](#)

Is it interesting? Share with others:

Tweet

As link to this species use URL address:

<http://reptile-database.reptarium.cz/species?genus=Ceratophora&species=karu>

without field 'search_param'. Field 'search_param' is used for browsing search result.

[Please submit feedback about this entry to the curator](#)

This database is maintained by Peter Uetz (database content) and Jakob Hallermann, Zoological Museum Hamburg (new species and updates).

Web pages and scripting Jiri Hosek



Ceratophora stoddartii GRAY, 1834



[iNaturalist logo](#)

Can you confirm these amateur observations of *Ceratophora stoddartii*?



[Add your own observation of *Ceratophora stoddartii*](#) »

Find more photos by Google images search: [Google](#)

Higher Taxa Agamidae (Draconinae), Sauria, Iguania, Squamata (lizards)

Subspecies

Common E: Mountain Horned Agama, Rhino-horned lizard

Names G: Stachelnase, Hornagame

Ceratophora stoddartii GRAY 1834: 68

Ceratophora Stoddartii – DUMÉRIL & BIBRON 1837: 434

Ceratophora Hoddartii – KELAART 1854: 138 (in error ?)

Ceratophora stoddartii – FERGUSON 1877: 13

Synonym *Ceratophora stoddartii* – BOULENGER 1885: 277

Ceratophora stoddarti – SMITH 1935: 152

Ceratophora stoddarti – TAYLOR 1953: 1561

Ceratophora stoddartii – MANTHEY & SCHUSTER 1999: 39

Ceratophora stoddertii [sic] – BARTS & WILMS 2003: 8

Sri Lanka (Ceylon)

Distribution

Type locality: Ceylon

Reproduction oviparous

Types Holotype: BMNH 1946.8.27.37, male

Diagnosis (genus): see PETHIYAGODA & MANAMENDRA-ARACHCHI 1998: 4.

Diagnosis

Diagnosis (species): *Ceratophora stoddartii* is distinguished from all other *Ceratophora* by the presence of a prominent rostral appendage restricted to the rostral scale.

Habitat: subarboreal

Conservation: "Uncommon" and endangered in Sri Lanka (BAHIR & SURASINGHE 2005).

Comment

Type species: *Ceratophora stoddartii* GRAY 1834 is the type species of the genus *Ceratophora* GRAY 1834. *Ceratophora* GISTERL 1848 is a genus of Mollusca; *Ceratophora* HEINEMANN 1870 is a genus of Microlepidoptera; *Ceratophora* SCHUTT 1896 is a genus of Flagellata.

Etymology

- Amarasinghe, A. A. T.; U. Manthey, E. Stöckli, I. Ineich, S. O. Kullander, F. Tiedemann, C. McCarthy & D. E. Gabadage 2009. The original descriptions and figures of Sri Lankan agamid lizards (Squamata: Agamidae) of the 18th and 19th centuries. *Taprobanica* 1 (1): 2-15
- Bahir, M.M. & T. Surasinghe 2005. A conservation assessment of the Sri Lankan Agamidae (Reptilia: Sauria). *Raffles Bull. Zool., Suppl. No. 12*: 407-412 - [get paper here](#)
- Bartelt, U. 1995. Bemerkungen zur Haltung und Nachzucht der Hochlandagame, *Ceratophora stoddartii* Gray, 1834 (Sauria: Agamidae). *Sauria* 17 (4): 11-16 - [get paper here](#)
- Bartelt, U. & Janzen, P. 2007. Die Hornagame *Ceratophora stoddartii* im Biotop und im Terrarium. *Draco* 7 (30): 34-37 - [get paper here](#)
- Bartelt, Uwe 1996. *Ceratophora stoddartii*: Ein "Nashorn" im Terrarium. *DATZ* 49 (6): 376-379
- Barts, M. & Wilms, T. 2003. Die Agamen der Welt. *Draco* 4 (14): 4-23 - [get paper here](#)
- Boulenger, G.A. 1885. Catalogue of the lizards in the British Museum (Nat. Hist.) I. Geckonidae, Eublepharidae, Uroplatidae, Pygopodidae, Agamidae. London: 450 pp. - [get paper here](#)
- Boulenger, George A. 1890. The Fauna of British India, Including Ceylon and Burma. Reptilia and Batrachia. Taylor & Francis, London, xviii, 541 pp. - [get paper here](#)
- Das, Indraneil & Abhijit Das 2017. A Naturalist's Guide to the Reptiles of India, Bangladesh, Bhutan, Nepal, Pakistan and Sri Lanka. John Beaufoy Publishing Ltd., Oxford, 176 pp.
- De SILVA 1994. An introduction to the herpetofauna of Sri Lanka. *Lyriocephalus*, 1 (1-2): 3-19
- Dieckmann, M. 2011. *Ceratophora stoddartii* GRAY 1834. *Iguana Rundschreiben* 24 (2): 17-22
- Duméril, A. M. C. and G. Bibron. 1837. *Erpétologie Générale ou Histoire Naturelle Complete des Reptiles*. Vol. 4. *Libr. Encyclopédique Roret*, Paris, 570 pp. - [get paper here](#)
- Ferguson, W. 1877. Reptile fauna of Ceylon. Letter on a collection sent to the Colombo Museum. *Herbert, Ceylon*
- Ferrari, A. & Ferrari, A. 2017. SRI LANKAN ENDEMIC -- THE RHINO LIZARD. *Animamundimag*: 4-10 - [get paper here](#)
- Gray, J. E. 1834. Illustrations of Indian Zoology, chiefly selected from the collection of Major - General Hardwicke. Vol. 2. London (1833-1834): 263 pp., 95 plates - [get paper here](#)
- Günther, A. 1864. The Reptiles of British India. London (Taylor & Francis), xxvii + 452 pp. - [get paper here](#)
- Harport, V. 2015. Eine Rundreise durch Sri Lanka. *Reptilia (Münster)* 20 (114): 84-94 - [get paper here](#)
- Janssen, Jordi and Anselm de Silva 2019. The presence of protected reptiles from Sri Lanka in international commercial trade. *TRAFFIC Bulletin* 31 (1): 9 - [get paper here](#)
- Janzen, P.; Klaas, P. & Ziesmann, S. 2007. Die Agamen der Insel [Sri Lanka]. *Draco* 7 (30): 24-33 - [get paper here](#)
- Jayasekara, EGD; WAD Mahaulpatha and Anselm De Silva 2018. Habitat utilization of endangered rhino horned lizard (*Ceratophora stoddartii*) (Sauria: Agamidae) in the Horton Plains National Park, Sri Lanka. *Journal of Entomology and Zoology Studies* 2018; 6(4): 1544-1549 - [get paper here](#)
- Kelaart, EDWARD FRED 1854. Catalogue of reptiles collected in Ceylon. *Ann. Mag. Nat. Hist.* (2) 13: 137-140 - [get paper here](#)
- Macey, J. R., J. A. Schulte II, A. Larson, N. B. Ananjeva, Y. Wang, R. Pethiyagoda, N. Rastegar-Pouyani, T. J. Papenfuss 2000. Evaluating trans-Tethys migration: an example using acrodont lizard phylogenetics. *Systematic Biology* 49 (2): 233-256 - [get paper here](#)
- Manthey, U. & SCHUSTER, N. 1999. *Agamen*, 2. Aufl. Natur und Tier Verlag (Münster), 120 pp. - [get paper here](#)
- Pethiyagoda, R. & K. Manamendra-Arachchi 1998. A revision of the endemic Sri Lankan agamid lizard genus *Ceratophora* Gray, 1835, with description of two new species. *Journal of South Asian natural History* 3 (1): 1
- Schulte, II, James A.; J. Robert Macey, Rohan Pethiyagoda and Allan Larson 2002. Rostral Horn Evolution among Agamid Lizards of the Genus *Ceratophora* Endemic to Sri Lanka. *Molecular Phylogenetics and Evolution* 22: 111-117 - [get paper here](#)
- Smith, M.A. 1935. The fauna of British India, including Ceylon and Burma. Reptiles and Amphibia, Vol. II. Sauria. Taylor and Francis, London, 440 pp.
- Somaweera, R. & Somaweera, N. 2009. Lizards of Sri Lanka: a colour guide with field keys. *Chimaira*, Frankfurt, 304 pp.

References

- Taylor, E.H. 1953. A review of the lizards of Ceylon. Univ. Kansas Sci. Bull. 35 (12): 1525-1585 - [get paper here](#)
- Udagedara, USC; KAPMK Karunarathna 2014. Ceratophora stoddartii from Kegalle District (Sabaragamuwa Province), Sri Lanka. Taprobanica 6 (1): 59 - [get paper here](#)

External links

- [National Center for Biotechnology Information](#)
- <http://www.SriLankanReptiles.com/>
- <http://www.petpet.ne.jp/zukan/reptileinfo.asp?kind=254>
- [Google images](#)

Is it interesting? Share with others:

Tweet

As link to this species use URL address:

<http://reptile-database.reptarium.cz/species?genus=Ceratophora&species=stoddartii>

without field 'search_param'. Field 'search_param' is used for browsing search result.

[Please submit feedback about this entry to the curator](#)

This database is maintained by Peter Uetz (database content) and Jakob Hallermann, Zoological Museum Hamburg (new species and updates).

Web pages and scripting Jiri Hosek





Ceratophora tennentii GÜNTHER, 1861



[iNaturalist logo](#)

Can you confirm these amateur observations of *Ceratophora tennentii*?



[Add your own observation of *Ceratophora tennentii*](#) »

Find more photos by Google images search: [Google](#)

Higher Taxa Agamidae (Draconinae), Sauria, Iguania, Squamata (lizards)

Subspecies

Common Names E: Rhinoceros Agama

Synonym Ceratophora tennentii GÜNTHER 1861: 281
 Ceratophora tennentii — FERGUSON 1877: 13
 Ceratophora tennentii — BOULENGER 1885: 278
 Ceratophora tennentii — SMITH 1935: 153
 Ceratophora tennentii — TAYLOR 1953: 1560
 Ceratophora tennentii — MANTHEY & SCHUSTER 1999: 40
 Ceratophora tennentii — PIANKA & VITT 2003: 124, 148
 Sri Lanka (Ceylon)

Distribution Type locality: Ceylon

Reproduction oviparous

Types Syntypes: BMNH 1946.8.27.32, ZMB 4774, ZMB 5119, "Ceylon"

Diagnosis: *Ceratophora tennentii* is distinguished from all other *Ceratophora* by the complex, laterally compressed rostral appendage (Fig. 4) (vs. rostral appendage not laterally compressed in all other *Ceratophora*).

Arboreal. Illustration in BARTS & WILMS 2003.

Comment

"Uncommon" and endangered in Sri Lanka (BAHIR & SURASINGHE 200).

Etymology

- Amarasinghe, A. A. T.; U. Manthey, E. Stöckli, I. Ineich, S. O Kullander, F. Tiedemann, C. McCarthy & D. E. Gabadage 2009. The original descriptions and figures of Sri Lankan agamid lizards (Squamata: Agamidae) of the 18th and 19th centuries. *Taprobanica* 1 (1): 2-15
- Amarasinghe, A.A.T.; Karunarathna, D.M.S.S. & Warakagoda, D. 2007. The endangered Sri Lanka Whistling Thrush *Myophonus blighi* eats an endangered lizard. *BirdingASIA* 7: 83–84
- Bahir, M.M. & T. Surasinghe 2005. A conservation assessment of the Sri Lankan Agamidae (Reptilia: Sauria). *Raffles Bull. Zool., Suppl. No. 12*: 407-412 - [get paper here](#)
- Barts, M. & Wilms, T. 2003. Die Agamen der Welt. *Draco* 4 (14): 4-23 - [get paper here](#)
- Beolens, Bo; Michael Watkins, and Michael Grayson 2011. The Eponym Dictionary of Reptiles. Johns Hopkins University Press, Baltimore, USA - [get paper here](#)
- Boulenger, G.A. 1885. Catalogue of the lizards in the British Museum (Nat. Hist.) I. Geckonidae, Eublepharidae, Uroplatidae, Pygopodidae, Agamidae. London: 450 pp. - [get paper here](#)
- Boulenger, George A. 1890. The Fauna of British India, Including Ceylon and Burma. Reptilia and Batrachia. Taylor & Francis, London, xviii, 541 pp. - [get paper here](#)
- Das, Indraneil & Abhijit Das 2017. A Naturalist's Guide to the Reptiles of India, Bangladesh, Bhutan, Nepal, Pakistan and Sri Lanka. John Beaufoy Publishing Ltd., Oxford, 176 pp.
- De SILVA 1994. An introduction to the herpetofauna of Sri Lanka. *Lyriocephalus*, 1 (1-2): 3-19
- Ferguson, W. 1877. Reptile fauna of Ceylon. Letter on a collection sent to the Colombo Museum. Herbert, Ceylon
- Günther, A. 1861. Reptiles, In: Tennent, J.E., Sketches of the natural history of Ceylon. London, Longman & Co., 500 pp. - [get paper here](#)
- Günther, A. 1864. The Reptiles of British India. London (Taylor & Francis), xxvii + 452 pp. - [get paper here](#)
- Hallermann, J. 2005. The bizarre arboreal agamids. *Reptilia (GB)* (42): 8-15 - [get paper here](#)
- Hallermann, J. 2005. Mit Hörnern, Kämmen und Gleithäuten - die bizarren Baumagamen. *Reptilia (Münster)* 10 (51): 18-25 - [get paper here](#)
- Janssen, Jordi and Anselm de Silva 2019. The presence of protected reptiles from Sri Lanka in international commercial trade. *TRAFFIC Bulletin* 31 (1): 9 - [get paper here](#)
- Janzen, P.; Klaas, P. & Ziesmann, S. 2007. Die Agamen der Insel [Sri Lanka]. *Draco* 7 (30): 24-33 - [get paper here](#)
- Manthey, U. 1979. *Ceratophora tennentii* (Hornagame*). *Sauria* 1 (1): 1-2 - [get paper here](#)
- Manthey, U. & SCHUSTER, N. 1999. Agamen, 2. Aufl. Natur und Tier Verlag (Münster), 120 pp. - [get paper here](#)
- Pethiyagoda, R. & K. Manamendra-Arachchi 1998. A revision of the endemic Sri Lankan agamid lizard genus *Ceratophora* Gray, 1835, with description of two new species. *Journal of South Asian natural History* 3 (1): 1
- Pianka, E.R. & Vitt, L.J. 2003. Lizards - Windows to the Evolution of Diversity. University of California Press, Berkeley, 347 pp. [review in *Copeia* 2004: 955] - [get paper here](#)
- Schulte, II, James A.; J. Robert Macey, Rohan Pethiyagoda and Allan Larson 2002. Rostral Horn Evolution among Agamid Lizards of the Genus *Ceratophora* Endemic to Sri Lanka. *Molecular Phylogenetics and Evolution* 22: 111-117 - [get paper here](#)
- Smith, M.A. 1935. The fauna of British India, including Ceylon and Burma. Reptiles and Amphibia, Vol. II. Sauria. Taylor and Francis, London, 440 pp.
- Somaweera, R. & Somaweera, N. 2009. Lizards of Sri Lanka: a colour guide with field keys. Chimaira, Frankfurt, 304 pp.
- Taylor, E.H. 1953. A review of the lizards of Ceylon. *Univ. Kansas Sci. Bull.* 35 (12): 1525-1585 - [get paper here](#)
- Whiting, Martin J.; Daniel W.A. Noble and Ruchira Somaweera 2015. Sexual dimorphism in conspicuousness and ornamentation in the enigmatic leaf-nosed lizard *Ceratophora tennentii* from Sri Lanka. *Biological Journal of the Linnean Society*, DOI: 10.1111/bij.12610 - [get paper here](#)

References

- External links
- [IUCN Red List - Ceratophora tennentii - Endangered, EN](#)
 - [National Center for Biotechnology Information](#)
 - <http://www.SriLankanReptiles.com/>
 - <http://www.anoleannals.org/2015/07/26/sexual-dimorphism-in-asian-big-nosed...>
 - [Google images](#)

Is it interesting? Share with others:

Tweet

As link to this species use URL address:

<http://reptile-database.reptarium.cz/species?genus=Ceratophora&species=tennentii>

without field 'search_param'. Field 'search_param' is used for browsing search result.

[Please submit feedback about this entry to the curator](#)

This database is maintained by Peter Uetz (database content) and Jakob Hallermann, Zoological Museum Hamburg (new species and updates).

Web pages and scripting Jiri Hosek




Cophotis ceylanica PETERS, 1861



[iNaturalist logo](#)

Can you confirm these amateur observations of *Cophotis ceylanica*?



[Add your own observation of *Cophotis ceylanica*](#) »

Find more photos by Google images search: [Google](#)

Higher Taxa Agamidae (Draconinae), Sauria, Iguania, Squamata (lizards)

Subspecies

Common E: Ceylon Deaf Agama

Names G: Ceylonische Taubagame, Baumagame

Cophotis ceylanica PETERS 1861

Cophotis ceylanica — FERGUSON 1877: 13

Synonym *Cophotis ceylanica* — BOULENGER 1885: 275

Cophotis ceylanica — SMITH 1935: 150

Cophotis ceylanica — MANTHEY & SCHUSTER 1999: 43

Cophotis cylanica [sic] — BARTS & WILMS 2003: 14

Sri Lanka (Ceylon), elevation > 1,700 m.

Distribution

Type locality: Ceylon [Sri Lanka]

Reproduction Viviparous.

Types Lectotype: ZMB 4240 (designated by MARX 1958)

Diagnosis

Type species: *Cophotis ceylanica* PETERS 1861 is the type species of the genus *Cophotis* PETERS 1861: 1103.

Comment

Habitat: tropical montane cloud forests at elevations above ~1,700 m, Arboreal.

Illustration in BARTS & WILMS 2003.

Conservation: Rare and endangered in Sri Lanka (BAHIR & SURASINGHE 2005).

Etymology

Named after its distribution on Ceylon (= Sri Lanka).

- Amarasinghe, A. A. T.; U. Manthey, E. Stöckli, I. Ineich, S. o Kullander, F. Tiedemann, C. McCarthy & D. E. Gabadage 2009. The original descriptions and figures of Sri Lankan agamid lizards (Squamata: Agamidae) of the 18th and 19th centuries. *Taprobanica* 1 (1): 2-15
- Bahir, M.M. & T. Surasinghe 2005. A conservation assessment of the Sri Lankan Agamidae (Reptilia: Sauria). *Raffles Bull. Zool., Suppl. No. 12*: 407-412 - [get paper here](#)
- Barts, M. & Wilms, T. 2003. Die Agamen der Welt. *Draco* 4 (14): 4-23 - [get paper here](#)
- Boulenger, G.A. 1885. Catalogue of the lizards in the British Museum (Nat. Hist.) I. Geckonidae, Eublepharidae, Uroplatidae, Pygopodidae, Agamidae. London: 450 pp. - [get paper here](#)
- Boulenger, George A. 1890. The Fauna of British India, Including Ceylon and Burma. Reptilia and Batrachia. Taylor & Francis, London, xviii, 541 pp. - [get paper here](#)
- Das, Indraneil & Abhijit Das 2017. A Naturalist's Guide to the Reptiles of India, Bangladesh, Bhutan, Nepal, Pakistan and Sri Lanka. John Beaufoy Publishing Ltd., Oxford, 176 pp.
- De SILVA 1994. An introduction to the herpetofauna of Sri Lanka. *Lyriocephalus*, 1 (1-2): 3-19
- De Silva, Anslern 1990. Observations on some vanishing relict lizards of Sri Lanka. *Hamadryad* 15: 34-35
- Ferguson, W. 1877. Reptile fauna of Ceylon. Letter on a collection sent to the Colombo Museum. Herbert, Ceylon
- Hallermann, J. 2005. The bizarre arboreal agamids. *Reptilia (GB)* (42): 8-15 - [get paper here](#)
- Hallermann, J. 2005. Mit Hörnern, Kämmen und Gleithäuten - die bizarren Baumagamen. *Reptilia (Münster)* 10 (51): 18-25 - [get paper here](#)
- Janssen, Jordi and Anslern de Silva 2019. The presence of protected reptiles from Sri Lanka in international commercial trade. *TRAFFIC Bulletin* 31 (1): 9 - [get paper here](#)
- Janzen, P.; Klaas, P. & Ziesmann, S. 2007. Die Agamen der Insel [Sri Lanka]. *Draco* 7 (30): 24-33 - [get paper here](#)
- Karunaratna, D.M.S.S. & Amarasinghe, A.A.T. 2009. Beobachtung einer Dickschnabelkrähe (Aves: Corvidae) beim Erbeuten von Ceylon-Taubagamen, *Cophotis ceylanica* (Reptilia: Agamidae), im Horton Plains Nationalpark auf Sri Lanka. *Sauria* 30 (4): 59-62 [2008] - [get paper here](#)
- Kästle, W. 1966. Beobachtungen an ceylonesischen Taubagamen (*Cophotis ceylanica*). *Salamandra* 2 (3): 78-87 - [get paper here](#)
- Macey, J. R., J. A. Schulte II, A. Larson, N. B. Ananjeva, Y. Wang, R. Pethiyagoda, N. Rastegar-Pouyani, T. J. Papenfuss 2000. Evaluating trans-Tethys migration: an example using acrodont lizard phylogenetics. *Systematic Biology* 49 (2): 233-256 - [get paper here](#)
- Manamendra-Arachchi, Kelum; Anslern de Silva and Thasun Amarasinghe 2006. Description of a second species of *Cophotis* (Reptilia: Agamidae) from the highlands of Sri Lanka. *Lyriocephalus* 6 (Suppl. 1): 1-8
- Manthey, U. & SCHUSTER, N. 1999. Agamen, 2. Aufl. Natur und Tier Verlag (Münster), 120 pp. - [get paper here](#)
- Marx, H. 1958. Catalogue of type specimens of reptiles and amphibians in Chicago Natural History Museum. *Fieldiana Zool.* 36: 407-496 - [get paper here](#)
- Mohr, Hartmut & Jonathan Cabrera 2013. *Cophotis ceylanica* – Biologie, Haltung und Nachzucht der Ceylonesischen Taubagame. *Terraria-Elaphe* 2013 (6): 58-71 - [get paper here](#)
- Peters, Wilhelm Carl Hartwig 1861. Eine neue Gattung von Eidechsen, *Cophotis ceylanica*, aus Ceylon. *Monatsberichte der königlich Akademie der Wissenschaften zu Berlin*. 1861 (December): 1103-1105. - [get paper here](#)
- Peters, Wilhelm Carl Hartwig 1861. On a new genus of lizards from Ceylon. *Ann. Mag. Nat. Hist.* 1861: 419-420 - [get paper here](#)
- Samarawickrama, V. A. M. P. K.; K. B. Ranawana, D. R. N. S. Rajapaksha, Natalia B. Ananjeva, Nikolai L. Orlov, J. M. A. S. Ranasinghe, and V. A. P. Samarawickrama 2006. A new species of the genus *Cophotis* (Squamata: Agamidae) from Sri Lanka. *Russ. J. Herpetol.* 13 (3): 207-214
- Schulte, II, James A.; J. Robert Macey, Rohan Pethiyagoda and Allan Larson 2002. Rostral Horn Evolution among Agamid Lizards of the Genus *Ceratophora* Endemic to Sri Lanka. *Molecular Phylogenetics and Evolution* 22: 111-117 - [get paper here](#)
- Smith, M.A. 1935. The fauna of British India, including Ceylon and Burma. Reptiles and Amphibia, Vol. II. Sauria. Taylor and Francis, London, 440 pp.
- Somaweera, R. & Somaweera, N. 2009. Lizards of Sri Lanka: a colour guide with field keys. Chimaira, Frankfurt, 304 pp.
- Taylor, E.H. 1953. A review of the lizards of Ceylon. *Univ. Kansas Sci. Bull.* 35 (12): 1525-1585 - [get paper here](#)

References

- External links
- [National Center for Biotechnology Information](#)
 - <http://www.SriLankanReptiles.com/>
 - http://www.nationalgeographic.com/wildworld/profiles/terrestrial/im/imo155_pto...
 - [Google images](#)

Is it interesting? Share with others:

Tweet

As link to this species use URL address:

<http://reptile-database.reptarium.cz/species?genus=Cophotis&species=ceylanica>

without field 'search_param'. Field 'search_param' is used for browsing search result.

[Please submit feedback about this entry to the curator](#)

This database is maintained by Peter Uetz (database content) and Jakob Hallermann, Zoological Museum Hamburg (new species and updates).

Web pages and scripting Jiri Hosek




***Cophotis dumbara* SAMARAWICKRAMA, RANAWANA, RAJAPAKSHA, ANANJEVA, ORLOV, RANASINGHE & SAMARAWICKRAMA, 2006**



[iNaturalist logo](#)

Can you confirm these amateur observations of *Cophotis dumbara*?



[Add your own observation of *Cophotis dumbara* »](#)

We have no photos, try to find some by Google images search: [Google](#)

Higher Taxa	Agamidae (Draconinae), Sauria, Iguania, Squamata (lizards)
Subspecies	
Common Names	E: Dumbara Agama G: Dumbara-Agame
Synonym	<i>Cophotis dumbara</i> SAMARAWICKRAMA, RANAWANA, RAJAPAKSHA, ANANJEVA, ORLOV, RANASINGHE & SAMARAWICKRAMA 2006 <i>Cophotis dumbarae</i> MANAMENDRA-ARACHCHI et al. 2006 Sri Lanka (Ceylon)
Distribution	Type locality: Dothalugala Man and Biosphere Reserve, The Knuckles Forest Range, Central Province, Sri Lanka, 07°20' 31.4" N, 80°50' 25.6" E, in cardamon cultivated area, elevation 1425 m elevation
Reproduction	ovoviviparous.
Types	Holotype: NMSL (Colombo National Museum) (20068501 CMS) Diagnosis. A new species of <i>Cophotis</i> can be distinguished from <i>C. ceylanica</i> by smaller scales of gular regions. Medium sized, slender <i>Cophotis</i> (SVL + TL up to 133.57 and 119.67 mm in males and females, respectively). Agamids with prehensile tail and not prominent tympanum. Number of scales around the midbody is 30. Lower surface of the head has smaller scales; their number (GS1) along the longitudinal axis of the gular sac is 34 – 35 and their number across the most wide part (GS2) of gular region is 23 – 24. Size of infralabials is smaller as well as size of all gular scales [from Samarawickrama et al. 2006].
Diagnosis	
Comment	<i>D. dumbara</i> and <i>C. dumbarae</i> have been described independently. However, Hallermann & Böhme (2007) showed that the two species are identical and that <i>C. dumbara</i> has priority over <i>C. dumbarae</i> .
Etymology	Habitat: arboreal; the species is mostly found on tree trunks. Named after the type locality. The Knuckles massif from which this species is recorded is separated from the rest of the central mountain region of Sri Lanka by a broad Dumbara Valley.
References	<ul style="list-style-type: none"> • Barts, M. & Kwet, A. 2007. Wettlauf um eine Baumagame - <i>Cophotis dumbara</i> oder <i>Cophotis dumbarae</i>?. <i>Draco</i> 7 (30): 91-92 - get paper here • Hallermann, J. & W. Böhme 2007. Zur Validität von zwei kürzlich beschriebenen Arten der in Sri Lanka endemischen Gattung <i>Cophotis</i> PETERS, 1861 (Squamata: Agamidae) aus der Knuckles Forest Range.

Salamandra 43 (3): 187-190 - [get paper here](#)

- Manamendra-Arachchi, Kelum; Anslem de Silva and Thasun Amarasinghe 2006. Description of a second species of Cophotis (Reptilia: Agamidae) from the highlands of Sri Lanka. Lyriocephalus 6 (Suppl. 1): 1-8
- Samarawickrama, V. A. M. P. K.; K. B. Ranawana, D. R. N. S. Rajapaksha, Natalia B. Ananjeva, Nikolai L. Orlov, J. M. A. S. Ranasinghe, and V. A. P. Samarawickrama 2006. A new species of the genus Cophotis (Squamata: Agamidae) from Sri Lanka. Russ. J. Herpetol. 13 (3): 207-214
- Somaweera, R. & Somaweera, N. 2009. Lizards of Sri Lanka: a colour guide with field keys. Chimaira, Frankfurt, 304 pp.

- [IUCN Red List - Cophotis dumbara - Critically Endangered, CR](#)
- [National Center for Biotechnology Information](#)
- [Google images](#)

External links

Is it interesting? Share with others:

Tweet

As link to this species use URL address:

<http://reptile-database.reptarium.cz/species?genus=Cophotis&species=dumbara>

without field 'search_param'. Field 'search_param' is used for browsing search result.

[Please submit feedback about this entry to the curator](#)

This database is maintained by Peter Uetz (database content) and Jakob Hallermann, Zoological Museum Hamburg (new species and updates).

Web pages and scripting Jiri Hosek



Lyriocephalus scutatus (LINNAEUS, 1758)

Image not found: http://www.elacuarista.com/secciones/images/lyriocephalus_scutatus_hembra.jpg


Image not found: <http://www.elacuarista.com/secciones/images/kiehlman.jpg>

Image not found: <http://www.elacuarista.com/secciones/images/kiehlman.jpg>



[iNaturalist logo](#)

Can you confirm these amateur observations of *Lyriocephalus scutatus*?



[Add your own observation of *Lyriocephalus scutatus*](#) »

Find more photos by Google images search: [Google](#)

Higher Taxa	Agamidae (Draconinae), Sauria, Iguania, Squamata (lizards)
Subspecies	
Common Names	E: LyreShead Lizard G: Lyrakopf-Agame
	Lacerta scutata LINNAEUS 1758: 201 Iguana clamosa LAURENTI 1768 (fide SMITH 1935) Lyriocephalus margaritaceus MERREM 1820: 49 (fide SMITH 1935) Lyriocephalus margaritaceus — CUVIER 1831: 128 Lyriocephalus macgregorii GRAY 1835
Synonym	Lyriocephalus margaritaceus — DUMÉRIL & BIBRON 1837: 427 Lyriocephalus scutatus — KELAART 1852: 166 Lyriocephalus scutatus — FERGUSON 1877: 13 Lyriocephalus scutatus — BOULENGER 1885: 281 Lyriocephalus scutatus — SMITH 1935: 155

Lyriocephalus scutatus — MANTHEY & SCHUSTER 1999: 83
 Lyriocephalus scutatus — SOMAWEERA & SOMAWEERA 2009
 Sri Lanka (Ceylon)

Distribution

Type locality: “Asia”

Reproduction

L. scutatus lays about 2 – 4 eggs in range 23.1 – 25.1 mm (mean 24.2 ± 0.55) long and 14.6 – 15.3 mm (mean 15.0 ± 0.22) wide from February – April and October – December.

Types

Holotype: iconotype, based on Seba Mus. vol. I. pl. 109. fig. 3. Loc. Asia; Date. Unknown (Fig. 28 in Amarasinghe et al. 2009)

Diagnosis

Color figure on title page of Elaphe 1/97 and in BARTS & WILMS 2003.

Conservation: “Uncommon” in Sri Lanka (BAHIR & SURASINGHE 2005).

Comment

Variation: Karunarathna et al. 2013 describe several color morphs.

Type species: *Lyriocephalus margaritaceus* MERREM 1820 is the type species of the genus *Lyriocephalus* MERREM 1820.

Etymology

- Amarasinghe, A. A. T.; U. Manthey, E. Stöckli, I. Ineich, S. o Kullander, F. Tiedemann, C. McCarthy & D. E. Gabadage 2009. The original descriptions and figures of Sri Lankan agamid lizards (Squamata: Agamidae) of the 18th and 19th centuries. *Taprobanica* 1 (1): 2-15
- Bahir, M.M. & T. Surasinghe 2005. A conservation assessment of the Sri Lankan Agamidae (Reptilia: Sauria). *Raffles Bull. Zool., Suppl. No. 12*: 407-412 - [get paper here](#)
- Bambaradeniya, C. N. B.; Samarawickrema, P. K.; Ranawana, K. B. 1997. Some observations on the natural history of *Lyriocephalus scutatus* (Linnaeus, 1776) (Reptilia: Agamidae). *Lyriocephalus* 3 (1): 25-28
- Bandara, Imesh Nuwan 2012. Territorial and site fidelity behavior of *Lyriocephalus scutatus* (Agamidae: Draconinae) in Sri Lanka. *Amphibian & Reptile Conservation* 5 (2): 101-113(e56). - [get paper here](#)
- Bartelt, U. 2003. Anmerkungen zur Haltung und Nachzucht der Lyrakopfagame, *Lyriocephalus scutatus* (LINNAEUS 1758). *Draco* 4 (14): 64-69 - [get paper here](#)
- Bartelt, U. & de Bitter, H. & de Bitter, M. 2005. Die Lyrakopfagame (*Lyriocephalus scutatus*). *Reptilia* (Münster) 10 (51): 41-49 - [get paper here](#)
- Bartelt, U. & de Bitter, H. & de Bitter, M. 2005. *Lyriocephalus scutatus* - The Lyrehead Lizard. *Reptilia* (GB) (42): 29-36 - [get paper here](#)
- Bartelt, U.; de Bitter H & M 2004. *Lyriocephalus scutatus*: Namkweek tot F3. *Lacerta* 62 (1): 21-31 - [get paper here](#)
- Barts, M. & Wilms, T. 2003. Die Agamen der Welt. *Draco* 4 (14): 4-23 - [get paper here](#)
- Boulenger, G.A. 1885. Catalogue of the lizards in the British Museum (Nat. Hist.) I. Geckonidae, Eublepharidae, Uroplatae, Pygopodidae, Agamidae. London: 450 pp. - [get paper here](#)
- Boulenger, George A. 1890. The Fauna of British India, Including Ceylon and Burma. Reptilia and Batrachia. Taylor & Francis, London, xviii, 541 pp. - [get paper here](#)
- Cuvier, G. 1831. The Animal Kingdom arranged in conformity with its organization, by the Baron Cuvier, ... with additional descriptions of all the species hitherto named, and of many not before noticed, by Edward Griffith... and others. Vol. 9. Whittaker, Treacher and Co., London, 481 pp. - [get paper here](#)
- Das, Indraneil & Abhijit Das 2017. A Naturalist's Guide to the Reptiles of India, Bangladesh, Bhutan, Nepal, Pakistan and Sri Lanka. John Beaufoy Publishing Ltd., Oxford, 176 pp.
- Duméril, A. M. C. and G. Bibron. 1837. *Erpétologie Générale ou Histoire Naturelle Complete des Reptiles*. Vol. 4. Libr. Encyclopédique Roret, Paris, 570 pp. - [get paper here](#)
- Ferguson, W. 1877. Reptile fauna of Ceylon. Letter on a collection sent to the Colombo Museum. Herbert, Ceylon
- Goonawardene, Suraj and Anslam de Silva 2005. Observations on the Lyre Head Dragon: *Lyriocephalus scutatus* (Linnaeus, 1758) (Reptilia: Agamidae) in the central province. *Lyriocephalus* (Special Issue) 6(1-2):313-323
- Gray, J. E. 1834. Illustrations of Indian Zoology, chiefly selected from the collection of Major - General Hardwicke. Vol. 2. London (1833-1834): 263 pp., 95 plates - [get paper here](#)
- Guérin-Méneville, F. E. 1829. *Iconographie du Règne Animal de G. Cuvier, ou représentation d'après Nature de l'une des Espèces les plus remarquables, et souvent non encore figurés de chaque Genre d'Animaux. Avec un text descriptif [...]*. Paris & London, [Vol.] 1, Plates i-xxx, [Vol.] 3, i-xvi + 1-576. (Note: reptile plates are numbered separately from other taxa.) - [get paper here](#)
- Hallermann, J. 2005. Mit Hörnern, Kämmen und Gleithäuten - die bizarren Baumagamen. *Reptilia*

References

- (Münster) 10 (51): 18-25 - [get paper here](#)
- Hallermann, J. 2005. The bizarre arboreal agamids. Reptilia (GB) (42): 8-15 - [get paper here](#)
 - Hoffmann, Stefan 2018. Sri Lanka - auf der Suche nach Leopard und Lyrakopfagame. Terraria-Elaphe 2018 (1): 44-49 [2017] - [get paper here](#)
 - Janssen, Jordi and Anselm de Silva 2019. The presence of protected reptiles from Sri Lanka in international commercial trade. TRAFFIC Bulletin 31 (1): 9 - [get paper here](#)
 - Janzen, P. 2011. Morningside, ein abgelegener Hotspot in Sri Lanka. Iguana Rundschreiben 24 (1): 5-11
 - Janzen, P.; Klaas, P. & Ziesmann, S. 2007. Die Agamen der Insel [Sri Lanka]. Draco 7 (30): 24-33 - [get paper here](#)
 - Janzen, P.; Klaas, P. & Ziesmann, S. 2007. Adams Zufluchtsort: Sri Lanka. Draco 7 (30): 4-17 - [get paper here](#)
 - Janzen, Peter and Malaka Bopage 2011. The herpetofauna of a small and unprotected patch of tropical rainforest in Morningside, Sri Lanka. Amphibian & Reptile Conservation 5 (2): 1-13 - [get paper here](#)
 - Karunarathna, D. M. S. Suranjan; A. A. Thasun Amarasinghe 2013. Behavioral Ecology and Microhabitat Use by *Lyriocephalus scutatus* (Linnaeus, 1758): a Monotypic Genus in Sri Lanka (Reptilia: Agamidae: Draconinae) with Notes on the Taxonomy. Russ. J. Herpetol. 20 (1): 1-15 - [get paper here](#)
 - Kelaart, E.E 1852. Prodrromus Faunae Zeylanicae. Vol. 1. Part 3: Ceylon Reptiles. Colombo, pp. 143-187. - [get paper here](#)
 - Kiehlmann, D. 1980. Über die Lyrakopfagamen, *Lyriocephalus scutatus* (LINNAEUS 1758). Herpetofauna 2 (8): 12-20 - [get paper here](#)
 - Linnaeus, C. 1758. Systema naturæ per regna tria naturæ, secundum classes, ordines, genera, species, cum characteribus, differentiis, synonymis, locis. Tomus I. Editio decima, reformata. Laurentii Salvii, Holmiæ. 10th Edition: 824 pp. - [get paper here](#)
 - Macey, J. R., J. A. Schulte II, A. Larson, N. B. Ananjeva, Y. Wang, R. Pethiyagoda, N. Rastegar-Pouyani, T. J. Papenfuss 2000. Evaluating trans-Tethys migration: an example using acrodont lizard phylogenetics. Systematic Biology 49 (2): 233-256 - [get paper here](#)
 - Manthey U 2010. Agamid Lizards of Southern Asia. Draconinae 2 -Leiolepidinae. Terralog 7b, Edition Chimaira, Frankfurt, 168 pp.
 - Manthey, U. 1981. Die Echsen des Ceylonischen Regenwaldes und seiner Randgebiete. Sauria 3 (2): 25-35 - [get paper here](#)
 - Manthey, U. & SCHUSTER, N. 1999. Agamen, 2. Aufl. Natur und Tier Verlag (Münster), 120 pp. - [get paper here](#)
 - Pachmann, A. 2008. In 2 Jahren um die Welt - Jetzt gehts richtig los. Reptilia (Münster) 13 (71): 12-13 - [get paper here](#)
 - Prinz, H. & Prinz, T. 1986. Beobachtungen an der Lyrakopfagame (*Lyriocephalus scutatus*), ihre Haltung und Aufzucht. Herpetofauna 8 (43): 28-34 - [get paper here](#)
 - Samarawickrama, V.A.M.P.K.; H.I.G.C. Kumara, D.R.N.S. Samarawickrama 2019. Diversity of Reptiles in the Eastern and Southern parts of the Sinharaja Rain Forest. Journal of Tropical Forestry and Environment - [get paper here](#)
 - Schulte, II, James A.; J. Robert Macey, Rohan Pethiyagoda and Allan Larson 2002. Rostral Horn Evolution among Agamid Lizards of the Genus *Ceratophora* Endemic to Sri Lanka. Molecular Phylogenetics and Evolution 22: 111-117 - [get paper here](#)
 - Smith, M.A. 1935. The fauna of British India, including Ceylon and Burma. Reptiles and Amphibia, Vol. II. Sauria. Taylor and Francis, London, 440 pp.
 - Somaweera, R. & Somaweera, N. 2009. Lizards of Sri Lanka: a colour guide with field keys. Chimaira, Frankfurt, 304 pp.
 - Sri KANDAMBY 1994. *Lyriocephalus* 1(1-2): 46
 - Taylor, E.H. 1953. A review of the lizards of Ceylon. Univ. Kansas Sci. Bull. 35 (12): 1525-1585 - [get paper here](#)
 - Werning, H. 2015. Die Rückkehr der Urzeitechsen. Reptilia (Münster) 20 (114): 16-25 - [get paper here](#)
- [IUCN Red List - *Lyriocephalus scutatus* - Near Threatened, NT](#)
 - [National Center for Biotechnology Information](#)
 - <http://www.SriLankanReptiles.com/>
 - [Google images](#)

External links

Is it interesting? Share with others:



Search results

Search Parameters

- Higher taxa: Eublepharidae

Search results

Species found: 44

- [Aeluroscalabotes felinus](#) (GÜNTHER, 1864)
- [Coleonyx brevis](#) STEJNEGER, 1893
- [Coleonyx elegans](#) GRAY, 1845
- [Coleonyx fasciatus](#) (BOULENGER, 1885)
- [Coleonyx gypsicolus](#) GRISMER & OTTLEY, 1988
- [Coleonyx mitratus](#) (PETERS, 1863)
- [Coleonyx reticulatus](#) DAVIS & DIXON, 1958
- [Coleonyx switaki](#) (MURPHY, 1974)
- [Coleonyx variegatus](#) (BAIRD, 1858)
- [Eublepharis angramainyu](#) ANDERSON & LEVITON, 1966
- [Eublepharis fuscus](#) BÖRNER, 1974
- [Eublepharis hardwickii](#) GRAY, 1827
- [Eublepharis macularius](#) (BLYTH, 1854)
- [Eublepharis satpuraensis](#) MIRZA, SANAP, RAJU, GAWAI & GHADKAR, 2014
- [Eublepharis turcmenicus](#) DAREVSKY, 1977
- [Goniurosaurus araneus](#) GRISMER, VIETS & BOYLE, 1999
- [Goniurosaurus bawanglingensis](#) GRISMER, HAITAO, ORLOV & ANAJEVA, 2002
- [Goniurosaurus catbaensis](#) ZIEGLER, TRUONG, SCHMITZ, STENKE, RÖSLER, 2008
- [Goniurosaurus chengzheng](#) ZHU, LIU, BAI, ROMÁN-PALACIOS, LI & HE, 2021
- [Goniurosaurus gezhi](#) ZHU, HE & LI, 2020
- [Goniurosaurus gollum](#) QI, WANG, GRISMER, CHEN, LYU & WANG, 2020
- [Goniurosaurus hainanensis](#) BARBOUR, 1908
- [Goniurosaurus huuliensis](#) ORLOV, RYABOV, NGUYEN, NGUYEN & HO, 2008
- [Goniurosaurus kadoorieorum](#) YANG & CHAN, 2015
- [Goniurosaurus kuroiwae](#) (NAMIYE, 1912)
- [Goniurosaurus kwanghua](#) ZHU & HE, 2020
- [Goniurosaurus kwangsiensis](#) YANG & CHAN, 2015
- [Goniurosaurus liboensis](#) WANG, YANG & GRISMER, 2013
- [Goniurosaurus lichtenfelderi](#) (MOCQUARD, 1897)
- [Goniurosaurus luii](#) GRISMER, VIETS & BOYLE, 1999

- [*Goniurosaurus orientalis* \(MAKI, 1931\)](#)
- [*Goniurosaurus sengokui* \(HONDA & OTA, 2017\)](#)
- [*Goniurosaurus sinensis* ZHOU, PENG, HOU & YUAN, 2019](#)
- [*Goniurosaurus splendens* \(NAKAMURA & UÉNO, 1959\)](#)
- [*Goniurosaurus toyamai* GRISMER, OTA & TANAKA, 1994](#)
- [*Goniurosaurus varius* QI, GRISMER, LYU, ZHANG, LI & WANG, 2020](#)
- [*Goniurosaurus yamashinae* \(OKADA, 1936\)](#)
- [*Goniurosaurus yingdeensis* WANG, YANG & CUI, 2010](#)
- [*Goniurosaurus zhelongi* WANG, JIN, LI & GRISMER, 2014](#)
- [*Goniurosaurus zhoui* ZHOU, WANG, CHEN & LIANG, 2018](#)
- [*Hemitheconyx caudicinctus* \(DUMÉRIL, 1851\)](#)
- [*Hemitheconyx taylori* PARKER, 1930](#)
- [*Holodactylus africanus* BOETTGER, 1893](#)
- [*Holodactylus cornii* SCORTECCI, 1930](#)

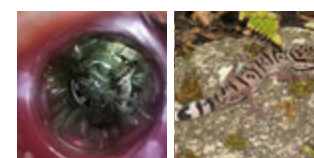
*This database is maintained by Peter Uetz (database content) and Jakob Hallermann, Zoological Museum Hamburg (new species and updates).
Web pages and scripting Jiri Hosek*



Goniurosaurus araneus GRISMER, VIETS & BOYLE, 1999

iNaturalist

Can you confirm these amateur observations of *Goniurosaurus araneus*?



[Add your own observation of *Goniurosaurus araneus* »](#)

Find more photos by Google images search: [Google](#)

Higher Taxa Eublepharidae, Gekkota, Sauria, Squamata (lizards: geckos)

Subspecies

E: Vietnamese Leopard Gecko
G: Vietnamesischer Tigergecko (oder Leopardgecko)
Chinese: 越南脸虎

Synonym *Goniurosaurus araneus* GRISMER, VIETS & BOYLE 1999
Goniurosaurus araneus — RÖSLER 2000: 84
Goniurosaurus araneus — KAVERKIN & SEUFER in SEUFER et al. 2005
Goniurosaurus araneus — ZHU et al. 2021
Vietnam (Cao Bang), China (Guangxi)

Distribution

Type locality: 40 km SE of Cao Bang, Cao Bang Province, Vietnam.

Reproduction oviparous

Types Holotype: HLMD 2572; Paratypes: ZFMK 86651 (ex-HLMD-RA-2576), ZSM

Diagnosis

Comment

Character table: Zhu et al. 2021

Etymology

Named after the Latin “aranea” meaning spider, referring to the gracile, spindly, spider-like habitus of this species.

References

- Bobrov V.V., Semenov D.V. 2008. Lizards of Vietnam [in Russian]. Moscow, 236 pp.
- Chen, Tian-Bo; Yuan-Jun Meng, Ke Jiang,, Pi-Peng Li, Bo-Hao Wen, Wenhua Lu, James Lazell, and Mian Hou 2014. New Record of the Leopard Gecko *Goniurosaurus araneus* (Squamata: Eublepharidae) for China and habitat partitioning between geographically and Phylogenetically Close Leopard Geckos. *IRCF Reptiles & Amphibians* 21 (1): 16–27
- Dickhoff, A. 2004. Ein Tiger im Terrarium - Haltung und Nachzucht von *Goniurosaurus araneus* (GRISMER, VIETS & BOYLE 1999). *Draco* 5 (18): 76-81 - [get paper here](#)
- Grismer, L. Lee 2002. *Goniurosaurus*: Ancient Gekkos of the Far East. *Gekko* 3 (1): 22-28
- Grismer, L. Lee, Brian E. Viets and Lawrence J. Boyle. 1999. Two new continental species of *Goniurosaurus* (Squamata: Eublepharidae) with a phylogeny and evolutionary classification of the genus. *Journal of Herpetology* 33 (3): 382-393 - [get paper here](#)
- Grismer, L. Lee, Shi Haitao, Nicolai L. Orlov and Natalia B. Ananjeva 2002. A new species of *Goniurosaurus* (Squamata: Eublepharidae) from Hainan Island, China. *Journal of Herpetology* 36 (2): 217-224 - [get paper here](#)
- Jonniaux P, Kumazawa Y. 2008. Molecular phylogenetic and dating analyses using mitochondrial DNA sequences of eyelid geckos (Squamata: Eublepharidae). *Gene*. 2008 Jan 15;407(1-2):105-15 - [get paper here](#)
- Kaverkin, Y. 2000. Eublepharoid Geckos der Gattung *Goniurosaurus* BARBOUR, 1908 - Haltung und Zucht im Terrarium. *Sauria* 22 (4): 17-22 - [get paper here](#)
- Nguyen, S.V., Ho, C.T. and Nguyen, T.Q. 2009. *Herpetofauna of Vietnam*. Chimaira, Frankfurt, 768 pp.
- Orlov, Nikolai L., Sergei A. Ryabov, Thien T. Nguyen, Quang T. Nguyen and Thu C. Ho. 2008. A new species of *Goniurosaurus* (Sauria: Gekkota: Eublepharidae) from north Vietnam. *Russ. J. Herpetol.* 15 (3):229-244 - [get paper here](#)
- Rösler, H. 2000. Kommentierte Liste der rezent, subrezent und fossil bekannten Geckotaxa (Reptilia: Gekkonomorpha). *Gekkota* 2: 28-153
- Seufer, H.; Y. Kaverkin & A. Kirschner (eds.) 2005. *Die Lidgeckos*. Kirschner und Seufer Verlag, 238 pp.
- Wang, Kai; Jinlong Ren, Hongman Chen, Zhitong Lyu, Xianguang Guo Ke Jiang, Jinmin Chen, Jiatang Li, Peng Guo, Yingyong Wang, Jing Che 2020. The updated checklists of amphibians and reptiles of China. *Biodiversity Science* 28 (2): 189-218 - [get paper here](#)
- Wang, Ying-Yong; Jian-Huan Yang, and L. Lee Grismer 2013. A New Species of *Goniurosaurus* (Squamata: Eublepharidae) from Libo, Guizhou Province, China. *Herpetologica* 69 (2): 214-226. - [get paper here](#)
- Wang, Ying-Yong; Jian-Huan Yang, and Rong-Feng Cui 2010. A NEW SPECIES OF *GONIUROSAURUS* (SQUAMATA: EUBLEPHARIDAE) FROM

YINGDE, GUANGDONG PROVINCE, CHINA. Herpetologica 66 (2): 229 - [get paper here](#)

- ZHU, X. Y., LIU, Y. J., BAI, Y., ROMÁN-PALACIOS, C. R. I. S. T. I. A. N., LI, Z., & HE, Z. Q. 2021. Goniurosaurus chengzheng sp. nov., a new species of Leopard Gecko from Guangxi, China (Squamata: Eublepharidae). Zootaxa, 4996(3): 540-554 - [get paper here](#)
- ZHU, XIAO-YU; GUANG-YU CHEN, CRISTIAN ROMÁN-PALACIOS, ZHENG LI, ZHU-QING HE 2020. Goniurosaurus gezhi sp. nov., a new gecko species from Guangxi, China (Squamata: Eublepharidae). Zootaxa 4852 (2): 211–222 - [get paper here](#)
- Ziegler, T.; Truong, N.Q.; Schmitz, A.; Stenke, R. & Rösler, H. 2008. A new species of Goniurosaurus from Cat Ba Island, Hai Phong, northern Vietnam (Squamata: Eublepharidae). Zootaxa 1771: 16–30 - [get paper here](#)

External links

- [National Center for Biotechnology Information](#)
- <http://www.nephrurus.de/Eublepharinae/Eublepharinae.htm>
- [Google images](#)
- [Profile of Goniurosaurus araneus on Reptarium](#)

Is it interesting? Share with others:



Tweet

URL address:

As link to this species use

<https://reptile-database.reptarium.cz/species?genus=Goniurosaurus&species=araneus>

without field 'search_param'. Field 'search_param' is used for browsing search result.

[Please submit feedback about this entry to the curator](#)

This database is maintained by Peter Uetz (database content) and Jakob Hallermann, Zoological Museum Hamburg (new species and updates).

Web pages and scripting Jiri Hosek



Goniurosaurus bawanglingensis

GRISMER, HAITAO, ORLOV & ANAJEVA, 2002

iNaturalist

Can you confirm these amateur observations of *Goniurosaurus bawanglingensis*?



[Add your own observation of *Goniurosaurus bawanglingensis* »](#)

We have no photos, try to find some by Google images search: [Google](#)

Higher Taxa Eublepharidae, Gekkota, Sauria, Squamata (lizards: geckos)

Subspecies

Common Names
 E: Bawangling Leopard gecko
 G: Bawangling-Leopardgecko
 Chinese: 霸王岭睑虎

Synonym
Goniurosaurus bawanglingensis GRISMER, HAITAO, ORLOV & ANAJEVA 2002
Goniurosaurus bawanglingensis — SEUFER et al. 2005
 China (Hainan Province)

Distribution

Type locality: 5.6 km NE of Bawangling, Hainan Province, China

Reproduction oviparous

Types Holotype: MVZ 230973

Diagnosis

Comment

References

- Grismer, L. Lee 2002. *Goniurosaurus*: Ancient Gekkos of the Far East. *Gekko* 3 (1): 22-28
- Grismer, L. Lee, Shi Haitao, Nicolai L. Orlov and Natalia B. Ananjeva 2002. A new species of *Goniurosaurus* (Squamata: Eublepharidae) from Hainan Island, China. *Journal of Herpetology* 36 (2): 217-224 - [get paper here](#)
- Orlov, Nikolai L., Sergei A. Ryabov, Thien T. Nguyen, Quang T. Nguyen and Thu C. Ho. 2008. A new species of *Goniurosaurus* (Sauria: Gekkota):

Eublepharidae) from north Vietnam. Russ. J. Herpetol. 15 (3):229-244 - [get paper here](#)

- Seufer, H.; Y. Kaverkin & A. Kirschner (eds.) 2005. Die Lidgeckos. Kirschner und Seufer Verlag, 238 pp.
- Wang, Kai; Jinlong Ren, Hongman Chen, Zhitong Lyu, Xianguang Guo Ke Jiang, Jinmin Chen, Jiatang Li, Peng Guo, Yingyong Wang, Jing Che 2020. The updated checklists of amphibians and reptiles of China. Biodiversity Science 28 (2): 189-218 - [get paper here](#)
- Wang, Ying-Yong; Jian-Huan Yang, and L. Lee Grismer 2013. A New Species of Goniurosaurus (Squamata: Eublepharidae) from Libo, Guizhou Province, China. Herpetologica 69 (2): 214-226. - [get paper here](#)
- Wang, Ying-Yong; Jian-Huan Yang, and Rong-Feng Cui 2010. A NEW SPECIES OF GONIUROSAURUS (SQUAMATA: EUBLEPHARIDAE) FROM YINGDE, GUANGDONG PROVINCE, CHINA. Herpetologica 66 (2): 229 - [get paper here](#)
- Wang, Ying-Yong; Meng-Jie Jin, Yu-Long Li, and L. Lee Grismer 2014. Description of a New Species of Goniurosaurus (Squamata: Eublepharidae) from the Guangdong Province, China, Based on Molecular and Morphological Data. Herpetologica 70 (3): 309-322. - [get paper here](#)
- ZHOU, RUN-BANG; NING WANG, BEI CHEN, BIN LIANG 2018. Morphological evidence uncovers a new species of Goniurosaurus (Squamata: Eublepharidae) from the Hainan Island, China. Zootaxa 4369 (2): 281–291 - [get paper here](#)
- ZHU, XIAO-YU; CHU-ZE SHEN, YUN-FEI LIU, LIN CHEN, ZHENG LI, & ZHU-QING HE 2020. A new species of Goniurosaurus from Hainan Island, China based on molecular and morphological data (Squamata: Sauria: Eublepharidae). Zootaxa 4772 (2): 349–360 - [get paper here](#)
- Ziegler, T.; Truong, N.Q.; Schmitz, A.; Stenke, R. & Rösler, H. 2008. A new species of Goniurosaurus from Cat Ba Island, Hai Phong, northern Vietnam (Squamata: Eublepharidae). Zootaxa 1771: 16–30 - [get paper here](#)

External links

- [IUCN Red List](#)
- [National Center for Biotechnology Information](#)
- [Google images](#)

Is it interesting? Share with others:



Tweet

As link to this species use

URL address:

<https://reptile-database.reptarium.cz/species?genus=Goniurosaurus&species=bawanglingensis>

without field 'search_param'. Field 'search_param' is used for browsing search result.



Goniurosaurus catbaensis ZIEGLER, TRUONG, SCHMITZ, STENKE, RÖSLER, 2008



1/1

iNaturalist

Can you confirm these amateur observations of *Goniurosaurus catbaensis*?



[Add your own observation of *Goniurosaurus catbaensis*](#) »

Find more photos by Google images search: [Google](#)

Higher Taxa Eublepharidae, Gekkota, Sauria, Squamata (lizards: geckos)

Subspecies

Common Names E: Cat Ba Leopard Gecko

Synonym *Goniurosaurus catbaensis* ZIEGLER, TRUONG, SCHMITZ, STENKE, RÖSLER 2008
Goniurosaurus catbaensis — NGO et al. 2016
Goniurosaurus catbaensis — ZHU et al. 2021
 Vietnam (Cat Ba Island; Quang Ninh)

Distribution Type locality: Cat Ba Island, Cat Hai District, Hai Phong City, northern Vietnam, Tra Bau Ranger Station in Ong Bi valley at an elevation of ca. 10–20 m above sea level.

Reproduction oviparous

Types	<p>Holotype: IEBR A.0717, an adult male, collected by Roswitha Stenke, Nguyen Quang Truong and Thomas Ziegler on 23 May 2007. Paratypes: ZFMK 87056, adult male, MHNG, VNUH</p>
Diagnosis	<p>Diagnosis: A species of the genus <i>Goniurosaurus</i>, characterized by a combination of the following characters: 1) gracile body and limbs; 2) thin, posteriorly protracted nuchal loop; 3) three (or four) thin immaculate dorsal body bands between limb insertions, without dark spotting and with dark, narrow border surrounding the body bands; 4) mottled dorsal surface and maculate limbs; 5) head pattern consisting of a dark marbling; 6) iris orange-brown; 7) lack of postrostral (internasal) scales (supranasals meeting in midline behind the rostral suture); 8) 5–6 nasal scales surrounding the nare; 9) greatly enlarged row of supraorbital tubercles; 10) outer surface of the upper eyelid composed of granular scales of about the same size of those on top of head and with a longish row of 6–9 enlarged tubercles; 11) 52–55 eyelid fringe scales; 12) 8–9 supralabials, and 6–8 sublabials; 13) granular body scales, with 8–11 granular scales surrounding the dorsal tubercles; 14) deep axillary pockets; 15) long, thin digits with wide subdigital lamellae and claws being sheathed by four scales; 16) 16–21 preloacal pores.</p>
Comment	<p>Character table: Zhu et al. 2021</p>
Etymology	<p>named after the type locality.</p>
References	<ul style="list-style-type: none"> • Chen, Tian-Bo; Yuan-Jun Meng, Ke Jiang,, Pi-Peng Li, Bo-Hao Wen, Wenhua Lu, James Lazell, and Mian Hou 2014. New Record of the Leopard Gecko <i>Goniurosaurus araneus</i> (Squamata: Eublepharidae) for China and habitat partitioning between geographically and Phylogenetically Close Leopard Geckos. <i>IRCF Reptiles & Amphibians</i> 21 (1): 16–27 • Janssen J, Indenbaum RA, 2018. Endemic Vietnamese Reptiles in Commercial Trade. <i>Journal of Asia-Pacific Biodiversity</i> - get paper here • Ngo HN, Le TQ, Pham ML, Nguyen TQ, Le MD, van Schingen M, Ziegler T. 2019. First record of the Cat Ba Tiger Gecko, <i>Goniurosaurus catbaensis</i>, from Ha Long Bay, Quang Ninh Province, Vietnam: microhabitat selection, potential distribution, and evidence of threats. <i>Amphibian & Reptile Conservation</i> 13(2) [General Section]: 1–13 (e183) • Ngo HN, Ziegler T, Nguyen TQ, Pham CT, Nguyen TT, Le MD, van Schingen M. 2016. First population assessment of two cryptic Tiger Geckos (<i>Goniurosaurus</i>) from northern Vietnam: Implications for conservation. <i>Amphibian & Reptile Conservation</i> 10(1) [General Section]: 34–45 (e120) - get paper here • Nguyen, S.V., Ho, C.T. and Nguyen, T.Q. 2009. Herpetofauna of Vietnam. Chimaira, Frankfurt, 768 pp. • Orlov, Nikolai L., Sergei A. Ryabov, Thien T. Nguyen, Quang T. Nguyen and Thu C. Ho. 2008. A new species of <i>Goniurosaurus</i> (Sauria: Gekkota: Eublepharidae) from north Vietnam. <i>Russ. J. Herpetol.</i> 15 (3):229-244 - get paper here • Rösler, Herbert 2017. Gecko-Chorologie (Squamata: Gekkota). <i>Gekkota</i> (4): 1-160 • SY, LUAN MAI; VINH QUANG LUU, THONG PHAM VAN, CHIN KOLYAN, BENJAMIN LEPRINCE, PHONG BUI DANG, DANIELE DENDI & LUCA LUISELLI 2021. Ecological notes on the Cát Bà gecko <i>Goniurosaurus catbaensis</i>, a species endemic to the limestone karst islands of northern Vietnam. <i>The Herpetological Bulletin</i> (157) - get paper here

- Wang, Ying-Yong; Jian-Huan Yang, and L. Lee Grismer 2013. A New Species of Goniurosaurus (Squamata: Eublepharidae) from Libo, Guizhou Province, China. Herpetologica 69 (2): 214-226. - [get paper here](#)
- Wang, Ying-Yong; Jian-Huan Yang, and Rong-Feng Cui 2010. A NEW SPECIES OF GONIUROSAURUS (SQUAMATA: EUBLEPHARIDAE) FROM YINGDE, GUANGDONG PROVINCE, CHINA. Herpetologica 66 (2): 229 - [get paper here](#)
- Wang, Ying-Yong; Meng-Jie Jin, Yu-Long Li, and L. Lee Grismer 2014. Description of a New Species of Goniurosaurus (Squamata: Eublepharidae) from the Guangdong Province, China, Based on Molecular and Morphological Data. Herpetologica 70 (3): 309-322. - [get paper here](#)
- ZHU, X. Y., LIU, Y. J., BAI, Y., ROMÁN-PALACIOS, C. R. I. S. T. I. A. N., LI, Z., & HE, Z. Q. 2021. Goniurosaurus chengzheng sp. nov., a new species of Leopard Gecko from Guangxi, China (Squamata: Eublepharidae). Zootaxa, 4996(3): 540-554 - [get paper here](#)
- ZHU, XIAO-YU; GUANG-YU CHEN, CRISTIAN ROMÁN-PALACIOS, ZHENG LI, ZHU-QING HE 2020. Goniurosaurus gezhi sp. nov., a new gecko species from Guangxi, China (Squamata: Eublepharidae). Zootaxa 4852 (2): 211-222 - [get paper here](#)
- Ziegler, T. 2012. Erforschung und Erhalt der Artenvielfalt: Neue Wege des Kölner Zoos in Südostasien. Zeitschrift des Kölner Zoos 55 (3): 111-
- Ziegler, T.; Truong, N.Q.; Schmitz, A.; Stenke, R. & Rösler, H. 2008. A new species of Goniurosaurus from Cat Ba Island, Hai Phong, northern Vietnam (Squamata: Eublepharidae). Zootaxa 1771: 16-30 - [get paper here](#)
- Ziegler, Thomas; & Truong Quang Nguyen 2019. HERPETOLOGICAL RESEARCH AND CONSERVATION IN VIETNAM AND LAOS IN COMPLIANCE WITH THE ONE PLAN APPROACH. Proc. 4th Nat Sci Conf Amph Rept Vietnam 17-26

External
links

- [IUCN Red List](#)
- [National Center for Biotechnology Information](#)
- <http://www.mapress.com/zootaxa/2008/f/z01771p03of.pdf>
- [Google images](#)

Is it interesting? Share with others:



Tweet

As link to this species use

URL address:

<https://reptile-database.reptarium.cz/species?genus=Goniurosaurus&species=catbaensis>

without field 'search_param'. Field 'search_param' is used for browsing search result.



Goniurosaurus chengzheng ZHU, LIU, BAI, ROMÁN-PALACIOS, LI & HE, 2021

iNaturalist

[Add your own observation of *Goniurosaurus chengzheng* »](#)

We have no photos, try to find some by Google images search: [Google](#)

Higher Taxa Eublepharidae, Gekkota, Sauria, Squamata (lizards: geckos)

Subspecies

Common E: Chengzheng Cave Gecko

Names Chinese: 诚正睑虎

Synonym *Goniurosaurus chengzheng* ZHU, LIU, BAI, ROMÁN-PALACIOS, LI & HE 2021
China (Guangxi)

Distribution

Type locality: East China Normal University

Reproduction

Holotype. ECNU-V0090, adult male, collected by Zhu Xiao-Yu, July 2018.

Types Paratypes (n = 1): (ECNU-V0068) subadult male, collected by Zhu Xiao-Yu, July 2018.

Diagnosis: *Goniurosaurus chengzheng* sp. nov. differs from other congeners by a combination of the following characters: SE shorter than EE; one nuchal loop, four body bands; number of preloacal pores 20; body color reddish brown in life.

Diagnosis

Comparisons: *Goniurosaurus chengzheng* sp. nov. is most similar to *G. gezhi*, but has a proportionally smaller snout (SE:EE; see Table 3), and differs in having reddish-brown body color (versus orange or yellow). It also differs from *G. lichtenfelderi* by having three body bands (versus four body bands). It differs from *G. luei*, *G. huuliensis*, *G. kadoorieorum*, *G. kwangsiensis*, and *G. liboensis* by having 20 preloacal pores as opposed to 23-33 (Table 3). It differs from *G. araneus* by having no blotches on the body (versus black blotches).

Color in life: Dorsal ground color of head, body, and limbs reddish brown, bearing irregularly shaped small black blotches, black blotches on head; iris yellow; nuchal loop reddish brown, posterior margin rounded, not pointed; longitudinal black lines

between nuchal loop and the first body band; three body bands between limb insertions, one postsacral band on tail base; all bands are reddish brown; ventral surfaces of head, body, and limbs dull white.

Comment

Character table: Zhu et al. 2021

Etymology

The specific epithet chengzheng is from the Chinese phonetic alphabet 诚正, which was noted in the ancient work of Chinese literature Daxue around 2000 years ago. It means having true ideas to put one's mind in a proper and well-ordered condition. The word chengzheng is often used in parallel with gezhi. Given this new species is sister to *G. gezhi* in our molecular phylogeny, we use chengzheng for the specific epithet.

References

- ZHU, X. Y., LIU, Y. J., BAI, Y., ROMÁN-PALACIOS, C. R. I. S. T. I. A. N., LI, Z., & HE, Z. Q. 2021. *Goniurosaurus chengzheng* sp. nov., a new species of Leopard Gecko from Guangxi, China (Squamata: Eublepharidae). *Zootaxa*, 4996(3): 540-554 - [get paper here](#)

External links

- [National Center for Biotechnology Information](#)
- <http://zoobank.org/urn:lsid:zoobank.org:pub:279514CD-F9BD-4C4B-BC13...>
- [Google images](#)

Is it interesting? Share with others:



Tweet

As link to this species use

URL address:

<https://reptile-database.reptarium.cz/species?genus=Goniurosaurus&species=chengzheng>

without field 'search_param'. Field 'search_param' is used for browsing search result.

[Please submit feedback about this entry to the curator](#)

*This database is maintained by Peter Uetz (database content) and Jakob Hallermann, Zoological Museum Hamburg (new species and updates).
Web pages and scripting Jiri Hosek*



Goniurosaurus gezhi ZHU, HE & LI, 2020

iNaturalist

[Add your own observation of *Goniurosaurus gezhi* »](#)

We have no photos, try to find some by Google images search: [Google](#)

Higher Taxa Eublepharidae, Gekkota, Sauria, Squamata (lizards: geckos)

Subspecies

Common Names E: Gezhi Cave Gecko

Synonym *Goniurosaurus gezhi* ZHU, HE & LI in ZHU et al. 2020: 214
Goniurosaurus gezhi – ZHU et al. 2021
China (SW Guangxi)

Distribution Type locality: SW Guangxi Province, China, 100–200 m in altitude; exact locality withheld because of conservation concerns, available to qualified researchers upon request.

Reproduction

Types Holotype. ECNU V0038, adult male. Collected during April, 2019 by Zhu Xiao-Yu & He Zhu-Qing.
Paratypes. Two adult males ECNU-V0040 and ECNU-V0042, same data as holotype.
Diagnosis. *Goniurosaurus gezhi* sp. nov. differs from other congeners by a combination of the following characters: small size (SVL 70.58–83.78 mm in adults); one nuchal loop, three body bands, and one postsacral band; number of precloacal pores 18–20; body color orange or yellow in life (ZHU et al. 2020).

Diagnosis Coloration. Dorsal ground color of head, body and limbs grey, bearing irregularly shaped small black blotches, black blotches on head and near closely spaced; iris brown; nuchal loop pale yellow, posterior margin rounded, not pointed; three body bands between limb insertions, one postsacral band on tail base; these bands are pale yellow; ventral surfaces of head, body and limbs dull white; ground color of tail black with irregular white markings (ZHU et al. 2020).

Variation. Measurements and scalation data of the type series are provided in Table

2. Paratypes largely match the overall scalation and coloration characters of the holotype. Paratype ECNU-V0042 has one internasal and the number of precloacal pores is 18. The PostIN and PM of paratype ECNU-V0040 is 5 (ZHU et al. 2020).

Comparisons. *Goniurosaurus gezhi* sp. nov. differs from *G. lichtenfelderi* by having three body bands (versus two) It differs from *G. luii*, *G. huuliensis*, *G. kadoorieorum*, *G. kwangsiensis*, and *G. liboensis* by having 18–20 precloacal pores as opposed to 23–32 collectively. The new species is smaller in body size (SVL 70.6–83.8 mm) than *G. araneus* (SVL 115–124 mm) and *G. catbaensis* (SVL 84.7–111.5 mm) (Table 3). Moreover, the body color of *G. gezhi* is orange or yellow, while it is brown in *G. catbaensis*. The new species has several spots on the body, while there are few spots on the body of *G. araneus* (ZHU et al. 2020).

Comment

Character table: Zhu et al. 2021

Etymology

The specific epithet *gezhi* is for the Chinese phonetic alphabet 格致, which was noted in ancient Chinese literature Daxue around 2000 years ago. It means researching something carefully and then summarizing the truth behind it. The epithet is a noun in apposition.

References

- ZHU, X. Y., LIU, Y. J., BAI, Y., ROMÁN-PALACIOS, C. R. I. S. T. I. A. N., LI, Z., & HE, Z. Q. 2021. *Goniurosaurus chengzheng* sp. nov., a new species of Leopard Gecko from Guangxi, China (Squamata: Eublepharidae). *Zootaxa*, 4996(3): 540-554 - [get paper here](#)
- ZHU, XIAO-YU; GUANG-YU CHEN, CRISTIAN ROMÁN-PALACIOS, ZHENG LI, ZHU-QING HE 2020. *Goniurosaurus gezhi* sp. nov., a new gecko species from Guangxi, China (Squamata: Eublepharidae). *Zootaxa* 4852 (2): 211–222 - [get paper here](#)

External links

- [National Center for Biotechnology Information](#)
- <http://zoobank.org/urn:lsid:zoobank.org:pub:A127744B-A23D-440A-861D...>
- [Google images](#)

Is it interesting? Share with others:



Tweet

As link to this species use

URL address:

<https://reptile-database.reptarium.cz/species?genus=Goniurosaurus&species=gezhi>

without field 'search_param'. Field 'search_param' is used for browsing search result.

[Please submit feedback about this entry to the curator](#)




Goniurosaurus gollum QI, WANG, GRISMER, CHEN, LYU & WANG, 2020



iNaturalist

Can you confirm these amateur observations of *Goniurosaurus gollum*?



[Add your own observation of *Goniurosaurus gollum* »](#)

Find more photos by Google images search: [Google](#)

Higher Taxa Eublepharidae, Gekkota, Sauria, Squamata (lizards: geckos)

Subspecies

Common E: Gollum Leopard Gecko

Names Chinese: “guǎng dōng jiǎn hǔ” (广东睑虎)

Synonym *Goniurosaurus gollum* QI, WANG, GRISMER, CHEN, LYU & WANG 2020
China (Guangdong)

Distribution

Type locality: Huaiji County, Zhaoqing City, Guangdong Province, China

Reproduction

Types Holotype. SYS 002420, adult male (Figs 2, 3A, 4A, 5), collected by Shuo Qi, Jian Wang and Hong-Hui Chen on 21 May 2020. Exact locality available to only qualified researchers upon request. Paratypes. One adult male (SYS 002421) and one adult female (SYS 002422) share the same collection information as the holotype.

Diagnosis. *Goniurosaurus gollum* sp. nov. can be distinguished from all other congeners by the following combination of characters: (1) adult body size moderate, 91.0–93.4 mm SVL; (2) nasal scales surrounding nares seven or eight; (4) internasal single; (5) eyelid fringe scales 59–63; (6) granular scales of upper eyelids similar in size to those on top of head; (7) scales around midbody 121–128; (8) longitudinal dorsal tubercle rows at midbody 16 or 17; (9) paravertebral tubercles between limb insertions 25 or 26; (10) claws sheathed by four scales, dorsal claw scales small, two lateral claw scales short and shell-shaped; (11) axillary pockets deep; (12) presence of 10 or 11 precloacal pores in males and absent in females; (13) dorsal ground color of head, body, and limbs in adults yellowish brown and mottled with irregularly shaped dark-brown blotches; (14) nuchal loop complete, rounded posteriorly; (15) presence of three or four thin dorsal body bands between nuchal loop and caudal constriction, with black anterior and posterior borders, bands usually irregularly shaped; (16) iris orange, gradually darker on both sides.

Comparisons. *Goniurosaurus gollum* sp. nov. can be distinguished from the other 21 known species in the genus by the following combination of characters: base of claws being sheathed by four scales, two lateral claw scales short and shell-shaped (vs. claws sheathed by four scales, two lateral scales of claw long, curved in *G. lichtenfelderi* group and *G. luii* group, and not sheathed in *G. kuroiwae* group); having 10 or 11 precloacal pores in males (vs. 17–46 in *G. lichtenfelderi* group, 16–33 in *G. luii* group and absent in *G. kuroiwae* group); and lacking an enlarged row of supraorbital tubercles (present in *G. lichtenfelderi* group and *G. luii* group).

Diagnosis

Goniurosaurus gollum sp. nov. can be distinguished from its closest relatives in the *Goniurosaurus yingdeensis* group by the following combination of characters: scales around midbody 121–128 (vs. 101–110 in *G. varius*, 101–116 in *G. yingdeensis*, 99–109 in *G. zhelongi*); longitudinal dorsal tubercle rows at midbody 16 or 17 (vs. 21–24 in *G. varius*, 20–25 in *G. yingdeensis*, 23–28 in *G. zhelongi*); absence of ten precloacal pores in females (vs. present in *G. yingdeensis*); nuchal loop and body bands immaculate (vs. having black spots in *G. varius*); iris orange, gradually darker on both sides (vs. iris orange-red in *G. varius*, iris gray and becoming orange near the pupil in *G. yingdeensis*, iris gray-white and tinged with orange in *G. zhelongi*). Additional comparisons of morphological characteristics are provided in Table 4 and Figure 4 in Qi et al. 2020.

Coloration in life. Dorsal ground color of head, neck, body, and limbs yellowish brown, mottled with irregularly shaped dark-brown blotches; nuchal loop complete and rounded posteriorly, anterior ends terminating at posterior margins of ear openings, edged dorsally and ventrally by wide dark-brown margin, yellow. Only two complete body bands can be recognized between nuchal loop and caudal constriction: first band located posterior to axilla; second band inserts onto dorsal surface of thigh, bands on limbs dirty yellow, lacking dark spots, edged by broad dark-brown borders anteriorly and posteriorly, other blotches incomplete, not forming a complete bands. Supralabials and infralabials grayish brown; pupils vertical and appear black; iris orange, gradually darkening on both sides; dorsal surface of limbs light grayish brown with dark brown and dirty yellow tubercles and dark spots and blotches; chin, throat, thorax, and ventral surfaces of body pink, tinged brownish, with dark-brown lateral spots; ventral surface of limbs pink, tinged brownish, without dark-brown spots; digits light grayish brown; ground color of

original tail dark brown with nine immaculate white caudal bands completely encircling the tail, and a white tip. Body color becomes darker after capture.

Comment

Etymology The specific epithet “gollum” is named after the fictional character, Gollum, from J.R.R. Tolkien’s The Lord of the Rings book series. This new species and Gollum have similar cave-dwelling habit and emaciated body.

References

- Qi S, Wang J, Grismer LL, Chen H-H, Lyu Z-T, Wang Y-Y 2020. The Stoor Hobbit of Guangdong: *Goniurosaurus gollum* sp. nov., a cave-dwelling Leopard Gecko (Squamata, Eublepharidae) from South China. ZooKeys 991: 137–153 - [get paper here](#)

External links

- [National Center for Biotechnology Information](#)
- [Google images](#)

Is it interesting? Share with others:



Tweet

URL address:

As link to this species use

<https://reptile-database.reptarium.cz/species?genus=Goniurosaurus&species=gollum>

without field 'search_param'. Field 'search_param' is used for browsing search result.


[Please submit feedback about this entry to the curator](#)

This database is maintained by Peter Uetz (database content) and Jakob Hallermann, Zoological Museum Hamburg (new species and updates).

Web pages and scripting Jiri Hosek



Goniurosaurus hainanensis BARBOUR, 1908



1/1



iNaturalist

Can you confirm these amateur observations of *Goniurosaurus hainanensis*?



[Add your own observation of *Goniurosaurus hainanensis*](#) »

Find more photos by Google images search: [Google](#)

Higher Taxa Eublepharidae, Gekkota, Sauria, Squamata (lizards: geckos)

Subspecies

Common G: Hainan-Krallengecko

Names Chinese: 海南睑虎

Goniurosaurus hainanensis BARBOUR 1908: 316

Goniurosaurus hainanensis — GRISMER 2000

Synonym

Goniurosaurus hainanensis — PIANKA & VITT 2003: 171

Goniurosaurus hainanensis — DICKHOFF 2004

Goniurosaurus hainanensis — SEUFER et al. 2005

Goniurosaurus lichtenfelderi hainanensis

SE-Hainan (China)

Distribution

Type locality: Mt. Wuchi, Central Hainan.

Reproduction oviparous

Types	<p>Holotype: MCZ 7104</p> <p>Original diagnosis (genus): “Digits moderate; otherwise exactly as in <i>Aelurosaurus</i>. Body covered with excessively small, flat juxtaposed scales and larger tubercle-like scales. Upper and lower eyelids well developed, as in <i>Aelurosaurus</i> (Geckonidae) and in the Eublepharidae. Pupil vertical. Tail elongate with whorls of scales proximally. That the tail is capable of being curled up is evident from its position in the type preserved in alcohol. Possibly this genus should also contain <i>Pentadactylas brunneus</i> Cope, which Boulenger placed provisionally in <i>Aelurosaurus</i>.” (from BARBOUR 1908).</p>
Diagnosis	<p>Diagnosis (genus): rod-like clavicles; the anterior portion of interclavicle being dorsal to clavicles; a cleft rostral scale; enlarged caudal scale whorls; the anterolateral palatine projections being overlapped by the maxillae; the posteroventral portion of the parietal being smooth; the posterior section of the prootic wings not contacting the medial bulge of the prootics; the lack of tubercles surrounding the auditory meatus; extensive distal fusion of sacral transverse processes; a dorsal ridge on the ulnare; and the retention of the juvenile caudal color pattern of black and white bands into adulthood, which are unique to <i>Goniurosaurus</i> (after Grismer 1988, and Grismer et al. 1999, cited in WANG et al. 2010).</p> <p>Synonymy: <i>Goniurosaurus hainanensis</i> has been synonymized with <i>G. lichtenfelderi</i> by SMITH 1935.</p>
Comment	<p>Type Species: <i>Goniurosaurus hainanensis</i> BARBOUR 1908 is the type species of the genus <i>Goniurosaurus</i> BARBOUR 1908.</p> <p>Phylogenetics: for a phylogenetic analysis of the genus see Liang et al. 2018.</p>
References	<ul style="list-style-type: none"> • Barbour, THOMAS 1908. Some new reptiles and amphibians. Bull. Mus. Comp. Zool. Harvard 51 (12): 315-325 - get paper here • Barbour, Thomas 1909. Notes on Amphibia and Reptilia from Eastern Asia. Proc. New England zool. Club 4: 53-78, 2 plates - get paper here • Blair, Christopher; Nikolai L. Orlov, Hai-tao Shi, and Robert W. Murphy 2009. A Taxonomic Re-Evaluation of <i>Goniurosaurus hainanensis</i> (Squamata: Eublepharidae) from Hainan Island, China. Russ. J. Herpetol. 16 (1): 35-40 - get paper here • Chen, Tian-Bo; Yuan-Jun Meng, Ke Jiang,, Pi-Peng Li, Bo-Hao Wen, Wenhua Lu, James Lazell, and Mian Hou 2014. New Record of the Leopard Gecko <i>Goniurosaurus araneus</i> (Squamata: Eublepharidae) for China and habitat partitioning between geographically and Phylogenetically Close Leopard Geckos. IRCF Reptiles & Amphibians 21 (1): 16–27 • Dickhoff, A. 2004. Ein Tiger im Terrarium - Haltung und Nachzucht von <i>Goniurosaurus araneus</i> (GRISMER, VIETS & BOYLE 1999). Draco 5 (18): 76-81 - get paper here • Grismer, L. Lee 2002. <i>Goniurosaurus</i>: Ancient Gekkos of the Far East. Gekko 3 (1): 22-28 • Grismer, L. Lee, Brian E. Viets and Lawrence J. Boyle. 1999. Two new continental species of <i>Goniurosaurus</i> (Squamata: Eublepharidae) with a phylogeny and evolutionary classification of the genus. Journal of Herpetology 33 (3): 382-393 - get paper here

- Grismer, L.L. 1988. Phylogeny, taxonomy, classification, and biogeography of eublepharid geckos. in Estes, R., & Pregill, G., eds., Phylogenetic relationships of the lizard families: essays commemorating Charles L. Camp (Stanford Univ. Press, Stanford): 369-469.
- Grismer, L.L. 2000. *Goniurosaurus murphyi* ORLOV & DAREVSKY: a junior synonym of *Goniurosaurus lichtenfelderi* Mocquard. *Journal of Herpetology* 34 (3): 486-488 - [get paper here](#)
- Johann, H. 2006. Pflanze und Nachzucht von *Goniurosaurus hainanensis* BARBOUR 1908. *Elaphe* 14 (4): 27-31
- Liang, B., Zhou, R.-B., Liu, Y.-L., Chen, B., Lee Grismer, L., & Wang, N. 2018. Renewed classification within *Goniurosaurus* (Squamata: Eublepharidae) uncovers the dual roles of a continental island (Hainan) in species evolution. *Molecular Phylogenetics and Evolution* - [get paper here](#)
- Pianka, E.R. & Vitt, L.J. 2003. *Lizards - Windows to the Evolution of Diversity*. University of California Press, Berkeley, 347 pp. [review in *Copeia* 2004: 955] - [get paper here](#)
- Seufer, H.; Y. Kaverkin & A. Kirschner (eds.) 2005. *Die Lidgeckos*. Kirschner und Seufer Verlag, 238 pp.
- Wang, Kai; Jinlong Ren, Hongman Chen, Zhitong Lyu, Xianguang Guo Ke Jiang, Jinmin Chen, Jiatang Li, Peng Guo, Yingyong Wang, Jing Che 2020. The updated checklists of amphibians and reptiles of China. *Biodiversity Science* 28 (2): 189-218 - [get paper here](#)
- Wang, Ying-Yong; Jian-Huan Yang, and L. Lee Grismer 2013. A New Species of *Goniurosaurus* (Squamata: Eublepharidae) from Libo, Guizhou Province, China. *Herpetologica* 69 (2): 214-226. - [get paper here](#)
- Wang, Ying-Yong; Jian-Huan Yang, and Rong-Feng Cui 2010. A NEW SPECIES OF GONIUROSAURUS (SQUAMATA: EUBLEPHARIDAE) FROM YINGDE, GUANGDONG PROVINCE, CHINA. *Herpetologica* 66 (2): 229 - [get paper here](#)
- Wang, Ying-Yong; Meng-Jie Jin, Yu-Long Li, and L. Lee Grismer 2014. Description of a New Species of *Goniurosaurus* (Squamata: Eublepharidae) from the Guangdong Province, China, Based on Molecular and Morphological Data. *Herpetologica* 70 (3): 309-322. - [get paper here](#)
- ZHOU, RUN-BANG; NING WANG, BEI CHEN, BIN LIANG 2018. Morphological evidence uncovers a new species of *Goniurosaurus* (Squamata: Eublepharidae) from the Hainan Island, China. *Zootaxa* 4369 (2): 281-291 - [get paper here](#)
- ZHU, XIAO-YU; CHU-ZE SHEN, YUN-FEI LIU, LIN CHEN, ZHENG LI, & ZHU-QING HE 2020. A new species of *Goniurosaurus* from Hainan Island, China based on molecular and morphological data (Squamata: Sauria: Eublepharidae). *Zootaxa* 4772 (2): 349-360 - [get paper here](#)
- Ziegler, T.; Truong, N.Q.; Schmitz, A.; Stenke, R. & Rösler, H. 2008. A new species of *Goniurosaurus* from Cat Ba Island, Hai Phong, northern Vietnam (Squamata: Eublepharidae). *Zootaxa* 1771: 16-30 - [get paper here](#)

External links

- [National Center for Biotechnology Information](#)
- [Google images](#)



Goniurosaurus huuliensis ORLOV, RYABOV, NGUYEN, NGUYEN & HO, 2008

iNaturalist

[Add your own observation of *Goniurosaurus huuliensis* »](#)

We have no photos, try to find some by Google images search: [Google](#)

Higher Taxa Eublepharidae, Gekkota, Sauria, Squamata (lizards: geckos)

Subspecies

Common

Names

Synonym *Goniurosaurus huuliensis* ORLOV, RYABOV, NGUYEN, NGUYEN & HO 2008
Goniurosaurus huuliensis – ZHU et al. 2021
NE Vietnam (Lang Son)

Distribution Type locality: Huu Lien Nature Reserve, Huu Lung district, Lang Son Province, northeastern Vietnam (21°41' 55.2" N 106°22' 43.8" E), 370 m elevation.

Reproduction

Types Holotype: ZISP 24654, an adult male, in June 2003, by Nikolai Orlov, Sergei A. Ryabov and Ho Thu Cuc. Paratypes. ZISP 24655, IEBR A.0819 (24656), IEBR A.0820 (24657) (three adult males), ZISP 24658 (adult female) collected from Huu Lien-Yen Thinh Nature Reserve, Huu Lung district, Lang Son province, Vietnam, 21°41' 55.2" N 106°22' 43.8" E, 300 – 370 m elevation, in June 2003 by, Nikolay L. Orlov, Sergei A. Ryabov and Ho Tu Cuc.

Diagnosis. A species of the genus *Goniurosaurus*, characterized by a combination of the following characters: long, slim, thin body; wide, posteriorly rounded nuchal loop; three distinct, wide, immaculate dorsal body bands between the nuchal loop and the hind limb (three immaculate dorsal body bands between limb insertions); spots on the dorsal surface of the body not pronounced, noticeable only on the head and in the zone of contact of light belly and dorsal surface; limbs without spots; iris reddish; one small rounded internasal (postrostral) (Fig. 10); 6 – 8 nasal scales surrounding the nare; 41 – 44 eyelid fringe scales; 10 – 11 supralabials, and 9 – 11 infralabials; dorsal body covered by large granular tubercles and small granular scales; 12 – 13 granular scales surround every large granular tubercle on the back; 34

– 36 paravertebral tubercles between limb insertions; deep axillary pockets distinctly noticeable; long, thin digits with wide subdigital lamellae; numbering 8 – 9 on first finger, 11 – 13 on second finger, 15 – 16 on third finger, 18 – 19 on fourth finger, and 8 – 9 on fifth finger; 17 – 19 on first toe, 19 – 20 on second toe, 20 – 21 on third toe, 15 – 16 on fourth toe, and 8 – 9 on fifth toe; claws being sheathed by four scales; 25 – 28 precloacal pores; 2 – 3 postmentals shields bordered by 6 – 8 small gular scales. Abundance: only known from its original description (Meiri et al. 2017).

Comment

Character table: Zhu et al. 2021

Etymology

named after the type locality.

References

- Chen, Tian-Bo; Yuan-Jun Meng, Ke Jiang,, Pi-Peng Li, Bo-Hao Wen, Wenhua Lu, James Lazell, and Mian Hou 2014. New Record of the Leopard Gecko *Goniurosaurus araneus* (Squamata: Eublepharidae) for China and habitat partitioning between geographically and Phylogenetically Close Leopard Geckos. *IRCF Reptiles & Amphibians* 21 (1): 16–27
- Janssen J, Indenbaum RA, 2018. Endemic Vietnamese Reptiles in Commercial Trade. *Journal of Asia-Pacific Biodiversity* - [get paper here](#)
- Meiri, Shai; Aaron M. Bauer, Allen Allison, Fernando Castro-Herrera, Laurent Chirio, Guarino Colli, Indraneil Das, Tiffany M. Doan, Frank Glaw, Lee L. Grismer, Marinus Hoogmoed, Fred Kraus, Matthew LeBreton, Danny Meirte, Zoltán T. Nagy, Cristiano d 2017. Extinct, obscure or imaginary: the lizard species with the smallest ranges. *Diversity and Distributions* - [get paper here](#)
- Ngo, H. N., Nguyen, H. Q., Phan, T. Q., Tran, H. M., Nguyen, T. Q., Ziegler, T., & Rödder, D. 2021. Vulnerability of an endemic Tiger Gecko (*Goniurosaurus huuliensis*) to climate change: modeling environmental refugia and implications for in-situ conservation. *Salamandra* 57 (4): 464-474 - [get paper here](#)
- Nguyen, S.V., Ho, C.T. and Nguyen, T.Q. 2009. Herpetofauna of Vietnam. Chimaira, Frankfurt, 768 pp.
- Orlov, Nikolai L., Sergei A. Ryabov, Thien T. Nguyen, Quang T. Nguyen and Thu C. Ho. 2008. A new species of *Goniurosaurus* (Sauria: Gekkota: Eublepharidae) from north Vietnam. *Russ. J. Herpetol.* 15 (3):229-244 - [get paper here](#)
- Wang, Ying-Yong; Jian-Huan Yang, and L. Lee Grismer 2013. A New Species of *Goniurosaurus* (Squamata: Eublepharidae) from Libo, Guizhou Province, China. *Herpetologica* 69 (2): 214-226. - [get paper here](#)
- Wang, Ying-Yong; Jian-Huan Yang, and Rong-Feng Cui 2010. A NEW SPECIES OF GONIUROSAURUS (SQUAMATA: EUBLEPHARIDAE) FROM YINGDE, GUANGDONG PROVINCE, CHINA. *Herpetologica* 66 (2): 229 - [get paper here](#)
- Wang, Ying-Yong; Meng-Jie Jin, Yu-Long Li, and L. Lee Grismer 2014. Description of a New Species of *Goniurosaurus* (Squamata: Eublepharidae) from the Guangdong Province, China, Based on Molecular and Morphological Data. *Herpetologica* 70 (3): 309-322. - [get paper here](#)
- ZHU, X. Y., LIU, Y. J., BAI, Y., ROMÁN-PALACIOS, C. R. I. S. T. I. A. N., LI, Z., & HE, Z. Q. 2021. *Goniurosaurus chengzheng* sp. nov., a new species of Leopard Gecko from Guangxi, China (Squamata: Eublepharidae). *Zootaxa*, 4996(3): 540-554 - [get paper here](#)

- ZHU, XIAO-YU; GUANG-YU CHEN, CRISTIAN ROMÁN-PALACIOS, ZHENG LI, ZHU-QING HE 2020. Goniurosaurus gezhi sp. nov., a new gecko species from Guangxi, China (Squamata: Eublepharidae). Zootaxa 4852 (2): 211–222 - [get paper here](#)

External
links

- [IUCN Red List](#)
- [National Center for Biotechnology Information](#)
- [Google images](#)

Is it interesting? Share with others:



Tweet

As link to this species use

URL address:

<https://reptile-database.reptarium.cz/species?genus=Goniurosaurus&species=huuliensis>

without field 'search_param'. Field 'search_param' is used for browsing search result.

[Please submit feedback about this entry to the curator](#)

This database is maintained by Peter Uetz (database content) and Jakob Hallermann, Zoological Museum Hamburg (new species and updates).

Web pages and scripting Jiri Hosek



Goniurosaurus kadoorieorum YANG & CHAN, 2015

iNaturalist

[Add your own observation of *Goniurosaurus kadoorieorum* »](#)

We have no photos, try to find some by Google images search: [Google](#)

Higher Taxa Eublepharidae, Gekkota, Sauria, Squamata (lizards: geckos)

Subspecies

Common E: Kadoories' Cave Gecko

Names Chinese: 嘉道理睑虎

Synonym *Goniurosaurus kadoorieorum* YANG & CHAN 2015
Goniurosaurus kadoorieorum – ZHU et al. 2021
 China (Guangxi)

Distribution Type locality: Guangxi Zhuang Autonomous Region, China; (exact locality withheld; available to qualified researchers upon request)

Reproduction

Holotype: KFBG 14032, adult male. Collected on 18 May 2014 by J.H. Yang.

Types Paratypes: one adult male KFBG 14031; one adult female KFBG 14033; one sub-adult male KFBG 14034; one juvenile male KFBG 14035; data identical to the holotype. Coordinates and other standard collecting information were recorded for each type and kept in the KFBG herpetological collection catalog.

Diagnosis. *Goniurosaurus kadoorieorum* sp. nov. can be distinguished from other congeners by a combination of the following characters: relatively greater SVL (112.0–118.0 mm in adults); nuchal loop wide, posteriorly protracted; three wide nearly immaculate body bands between limbs insertions, bordered by wide dark bands anteriorly and posteriorly; ground color mottled in adults; dark brown spots on lateral belly; mental shield with a dark blotch; iris blood red in juvenile, orange red in sub-adult, and a remarkable olive green in adults; enlarged supraorbital tubercles present; axillary pockets deep; internasals two; eight or nine nasal scales surrounding naris; 47–55 eyelid fringe scales; 9–11 supralabials, nine infralabials; 124–132 midbody scale rows; 26–28 precloacal pores in males; claws sheathed by four scales, lateral two long and curved; one or two postcloacal tubercles.

Comparison. *Goniurosaurus kadoorieorum* sp. nov. distinctly differs from all other known species of the genus *Goniurosaurus* by having an olive green iris in adults as opposed to an ivory, yellow, orange or blood-red iris.

It differs from the *G. kuroi* species group by having an enlarged row of supraorbital tubercles (versus absent in the *kuroi* group), having deep axillary pockets (versus absent in the *kuroi* group), having the nuchal loop posteriorly protracted and lying on the nape of the neck (versus nuchal loop round posteriorly and on the occiput in the *kuroi* group), having 26–28 precloacal pores (versus lacking precloacal pores in the *kuroi* group), having claws sheathed by four scales (versus claws unsheathed in the *kuroi* group) and a different coloration; it differs from the *G. lichtenfelderi* group (*G. lichtenfelderi* and *G. hainanensis*) by having an enlarged row of supraorbital tubercles (versus absent in the *lichtenfelderi* group), deep axillary pockets (versus no such pockets in the *lichtenfelderi* group), having the nuchal loop posteriorly protracted and lying on the nape of the neck (versus nuchal loop round posteriorly and on the occiput in the *lichtenfelderi* group), having three transverse bands between axilla and groin (versus two in the *lichtenfelderi* group) and a different coloration; it differs from *G. yingdeensis* and *G. zhelongi* by having the nuchal loop posteriorly protracted (versus round posteriorly in *yingdeensis* and *zhelongi*), having lateral scales of claw sheaths long and curved (versus short and conchoidal in *yingdeensis* and *zhelongi*), 26–28 precloacal pores (versus 10–13 precloacal pores in *yingdeensis*, 9 in *zhelongi*) and a different coloration.

By having a posteriorly protracted nuchal loop and deep axillary pockets, *G. kadoorieorum* sp. nov. can be placed in the *G. luii* species group (comprising *G. araneus*, *G. bawanglingensis*, *G. catbaensis*, *G. huuliensis*, *G. liboensis* and *G. luii*). *G. kadoorieorum* sp. nov. differs from these six species by having enlarged row of supraorbital tubercles (versus absent in *bawanglingensis*), tubercles between orbits present (versus absent in *araneus*, *catbaensis* and *huuliensis*), two internasals (versus internasal one in *huuliensis*, lacking in *catbaensis*); granular scales of upper eyelid equal in size to those on the top of head (versus one-half the size in *araneus* and *luii*); 26–28 precloacal pores (versus 18–23 in *araneus*, 37–46 in *bawanglingensis*, 16–21 in *catbaensis*, 23 in *liboensis*), infralabials and sublabials mottled (versus immaculate in *araneus* and *bawanglingensis*), dark spot on mental scale present (versus absent in *araneus*, *bawanglingensis* and *liboensis*), body bands much wider (versus relatively narrow in *bawanglingensis*, *catbaensis*, *huuliensis*, *liboensis* and *luii*), body bands nearly immaculate (versus mottled with dark spotting in *bawanglingensis*), adult ground color mottled (versus nearly immaculate in *araneus*), lateral spotting on belly present (versus absent in *araneus*, *bawanglingensis* and *liboensis*), and a remarkable olive green iris in adults (versus orange, brown or red in these six species).

Abundance: only known from its original description (Meiri et al. 2017).

Comment

Character table: Zhu et al. 2021

Etymology

The new species, “*kadoorieorum*”, is named in honour of the Kadoorie brothers, Sir Horace and Lord Lawrence, from Hong Kong, for their life-long support to biodiversity research and conservation in the region.

References

- Meiri, Shai; Aaron M. Bauer, Allen Allison, Fernando Castro-Herrera, Laurent Chirio, Guarino Colli, Indraneil Das, Tiffany M. Doan, Frank Glaw, Lee L.

Grismer, Marinus Hoogmoed, Fred Kraus, Matthew LeBreton, Danny Meirte, Zoltán T. Nagy, Cristiano d 2017. Extinct, obscure or imaginary: the lizard species with the smallest ranges. Diversity and Distributions - [get paper here](#)

- Wang, Kai; Jinlong Ren, Hongman Chen, Zhitong Lyu, Xianguang Guo Ke Jiang, Jinmin Chen, Jiatang Li, Peng Guo, Yingyong Wang, Jing Che 2020. The updated checklists of amphibians and reptiles of China. Biodiversity Science 28 (2): 189-218 - [get paper here](#)
- YANG, JIAN-HUAN & BOSCO PUI-LOK CHAN 2015. Two new species of the genus Goniurosaurus (Squamata: Sauria: Eublepharidae) from southern China. Zootaxa 3980 (1): 067–080 - [get paper here](#)
- ZHU, X. Y., LIU, Y. J., BAI, Y., ROMÁN-PALACIOS, C. R. I. S. T. I. A. N., LI, Z., & HE, Z. Q. 2021. Goniurosaurus chengzheng sp. nov., a new species of Leopard Gecko from Guangxi, China (Squamata: Eublepharidae). Zootaxa, 4996(3): 540-554 - [get paper here](#)
- ZHU, XIAO-YU; GUANG-YU CHEN, CRISTIAN ROMÁN-PALACIOS, ZHENG LI, ZHU-QING HE 2020. Goniurosaurus gezhi sp. nov., a new gecko species from Guangxi, China (Squamata: Eublepharidae). Zootaxa 4852 (2): 211–222 - [get paper here](#)

External
links

- [National Center for Biotechnology Information](#)
- [Google images](#)

Is it interesting? Share with others:



Tweet

As link to this species use

URL address:

<https://reptile-database.reptarium.cz/species?genus=Goniurosaurus&species=kadoorieorum>

without field 'search_param'. Field 'search_param' is used for browsing search result.

[Please submit feedback about this entry to the curator](#)

This database is maintained by Peter Uetz (database content) and Jakob Hallermann, Zoological Museum Hamburg (new species and updates).

Web pages and scripting Jiri Hosek



Goniurosaurus kuroiwaie (NAMIYE, 1912)



iNaturalist

Can you confirm these amateur observations of *Goniurosaurus kuroiwaie*?



[Add your own observation of *Goniurosaurus kuroiwaie* »](#)

We have no photos, try to find some by Google images search: [Google](#)

Higher Taxa Eublepharidae, Gekkota, Sauria, Squamata (lizards: geckos)

Subspecies

Common Names E: Kuroiwa's eyelid gecko, Kuroiwa's Leopard Gecko, Tokashiki Gecko
G: Okinawa-Krallengecko

Synonym Gymnodactylus albofasciatus kuroiwaie NAMIYE 1912
Eublepharis orientalis — OKADA 1936
Gymnodactylus albofasciatus kuroiwaie — OKADA 1958: 104
Eublepharis kuroiwaie — WERMUTH 1965: 28
Eublepharis kuroiwaie kuroiwaie — NAKAMURA & UÉNO 1963
Amamisaurus kuroiwaie — BÖRNER 1981
Goniurosaurus kuroiwaie — GRISMER 1987: 44
Goniurosaurus kuroiwaie — SEUFER et al. 2005
Goniurosaurus kuroiwaie — KURITA et al. 2017
Japan (Okinawajima, Sesokojima, and Kourijima)

Distribution Type locality: Ryukyu Islands
Type locality: Mt. Taniyo-dake, Haneji, Kunigami-gun, Okinawajima (fide OTA 1989).

Reproduction oviparous

Types Holotype: NSMT H022525

Diagnosis

Comment Synonymy: *Gymnodactylus yamashinae* OKADA 1936 has been synonymized with *G. k. orientalis* by NAKAMURA & UANO (1963) and OTA 1989. Both forms have been confused often.

Subspecies: Many recent authors consider all previous subspecies of *Goniurosaurus*

kuroi wae as valid species. Honda et al. (2014) found substantial genetic divergence between *G. k. splendens* from the Amami Island Group and the remaining subspecies all from the Okinawa Island Group; and at least six independent lineages within the latter, indicating non-monophyly for two of the subspecies, *G. k. kuroi wae* and *G. k. orientalis*.

Conservation: A new extinct subspecies from Yoronjima Island (Ryukyu Archipelago) was recently described as *Goniurosaurus kuroi wae yunnu* Nakamura, Takahashi and Ota 2014.

Etymology Named after T. Kuroiwa who collected the holotype (1909).

- Ackermann, L. 2016. In den Wäldern von Okinawa. Terraria-Elaphe 2016 (5): 48-51 - [get paper here](#)
- Aizawa, Masaya 2021. Heimlich, still und schön - Okinawa-Krallengeckos. DATZ 2021 (5): 14-23
- Beolens, Bo; Michael Watkins, and Michael Grayson 2011. The Eponym Dictionary of Reptiles. Johns Hopkins University Press, Baltimore, USA - [get paper here](#)
- Börner, ACHIM RÜDIGER 1981. The genera of Asian eublepharine geckos and a hypothesis on their phylogeny. Miscellaneous Articles in Saurology 9: (1), 1-14 [privately printed], Cologne
- Gericke, F. 1981. Lidgeckos der Gattung Eublepharis. Sauria 3 (4): 11-14 - [get paper here](#)
- Goris, R.C. & Maeda, N. 2004. Guide to the Amphibians and Reptiles of Japan. Krieger, Malabar, 285 pp.
- Grismer L L. Ota H. Tanaka S. 1994. Phylogeny, classification, and biogeography of *Goniurosaurus kuroi wae* (Squamata: Eublepharidae) from the Ryukyu Archipelago, Japan, with description of a new subspecies. Zoological Science (TOKYO) 11 (2): 319-335 - [get paper here](#)
- Grismer, L. Lee 1987. Evidence for the resurrection of *Goniurosaurus Barbour* (Reptilia: Eublepharidae) with a discussion on geographic variation in *Goniurosaurus lichtenfelderi*. Acta Herpetologica Sinica 6 (1): 43-47 - [get paper here](#)
- Grismer, L. Lee 2002. *Goniurosaurus*: Ancient Gekkos of the Far East. Gekko 3 (1): 22-28
- Grismer, L.L. 1997. Eublepharid Geckos - Living Relics of Gekkotan Evolution. Fauna 1 (1): 26-33
- HONDA, Masanao and Hidetoshi OTA 2017. On the Live Coloration and Partial Mitochondrial DNA Sequences in the Topotypic Population of *Goniurosaurus kuroi wae orientalis* (Squamata: Eublepharidae), with Description of a New Subspecies from Tokashikijima Island, Ryukyu Archipelago, Japan. Asian Herpetological Research 8 (2): 96-107; DOI: 10.16373/j.cnki.ahr.170003 - [get paper here](#)
- Honda, Masanao; Takaki Kurita, Mamoru Toda, and Hidetoshi Ota 2014. Phylogenetic Relationships, Genetic Divergence, Historical Biogeography and Conservation of an Endangered Gecko, *Goniurosaurus kuroi wae* (Squamata: Eublepharidae), from the Central Ryukyus, Japan. Zoological Science 31 (5): 309-320. - [get paper here](#)
- Janssen, Jordi & Chris R. Shepherd 2019. Trade in Endangered and Critically

References

Endangered Japanese Herpetofauna Endemic to The Nansei Islands Warrants Increased Protection. Current Herpetology Feb 2019 Vol. 38, No. 1: 99-109 - [get paper here](#)

- Kaverkin, Y. 2000. Eublepharoid Geckos der Gattung Goniurosaurus BARBOUR, 1908 - Haltung und Zucht im Terrarium. Sauria 22 (4): 17-22 - [get paper here](#)
- Kaverkin, Yuri 1999. Tokage Modoki, Those Wonderful Geckos of the Ryuku Archipelago. Gekko 1 (1): 42-46
- Kurita, Takaki, Remi Kawamura and Mamoru Toda. 2013. Limestone cave as a cradle of the Ryukyu ground gecko, Goniurosaurus kuroiwae. Herpetological Review 44 (4): 569-572 - [get paper here](#)
- Kurita, Takaki; Hiroaki Aoyama, Seikoh Saitoh, Naoya Shinzato, Masanao Honda, Mamoru Toda 2014. Development and characterization of 24 microsatellite markers in a eublepharid gecko, Goniurosaurus kuroiwae. Conservation Genetics Resources 6 (1): 247-249 - [get paper here](#)
- Maki, M. 1931. A new banded gecko, Eublepharis orientalis, Sp. Nov. from Riu Kyu. Annotiones Zoologicae Japonenses, 13:9-11
- Nakamura, K., and S. I. Uéno. 1959. The geckos found in the limestone caves of the Ryu-Kyu Islands. Memoirs of the College of Science, University of Kyoto, 26:45-52
- Nakamura, Yasuyuki, Akio Takahashi and Hidetoshi OTA. 2013. Recent cryptic extinction of squamate reptiles on Yoronjima Island of the Ryukyu Archipelago, Japan, inferred from garbage dump remains. Acta Herpetologica 8 (1): 19-34
- Nakamura, Yasuyuki; Akio Takahashi, Hidetoshi Ota 2014. A new, recently extinct subspecies of the Kuroiwa's Leopard Gecko, Goniurosaurus kuroiwae (Squamata: Eublepharidae), from Yoronjima Island of the Ryukyu Archipelago, Japan. . Acta Herpetologica 9 (1): 61-73 - [get paper here](#)
- Namiye, M. 1912. The geckos from the Okinawa Islands [in Japanese]. Dobutsugaku Zasshi (Zoological Magazine), Tokyo, 24:442-445. - [get paper here](#)
- Okada 1958. Cat. Vertebr. Japan: 104 - [get paper here](#)
- Okada, Y. 1936. A new cave-gecko, Gymnodactylus yamashinae from Kumejima, Okinawa group. Proceedings of the Imperial Academy [of Japan], 12:53-54. - [get paper here](#)
- Ota, H. 2000. Current status of the threatened amphibians and reptiles of Japan. Popul. Ecol. 42: 5-9 - [get paper here](#)
- Ota, H.; Matsui, M.; Hikida, T.; Tanaka, S. 1987. Karyotype of a gekkonid lizard, Eublepharis kuroiwae kuroiwae. Cellular and Molecular Life Sciences 43(8):924-925 - [get paper here](#)
- Ota, Hidetoshi 1989. A review of the geckos (Lacertilia: Reptilia) of the Ryukyu Archipelago and Taiwan. in: Matsui et al., eds; Current Herpetology in East Asia: Proceedings of the Second Japan-China Herpetological Symposium Kyoto, July 1988: 222-261 - [get paper here](#)
- Ota, Hidetoshi; Honda, Masanao; Kobayashi, Mari; Sengoku, Showichi & Hikida, Tsutomu 1999. Phylogenetic relationships of eublepharid geckos (Reptilia: Squamata): a molecular approach. Zoological Science 16 (4): 659-666 - [get paper here](#)
- Rösler, Herbert 1995. Geckos der Welt - Alle Gattungen. Urania, Leipzig, 256

pp.

- Seufer, H.; Y. Kaverkin & A. Kirschner (eds.) 2005. Die Lidgeckos. Kirschner und Seufer Verlag, 238 pp.
- Tanaka, S. & M. Nishihira 1987. A Field Study of Seasonal Daily, and Diel Activity Patterns of Eublepharis kuroiwaie kuroiwaie Herpetologica 43 (4): 482-489. - [get paper here](#)
- Wang, Ying-Yong; Jian-Huan Yang, and L. Lee Grismer 2013. A New Species of Goniurosaurus (Squamata: Eublepharidae) from Libo, Guizhou Province, China. Herpetologica 69 (2): 214-226. - [get paper here](#)
- Wang, Ying-Yong; Jian-Huan Yang, and Rong-Feng Cui 2010. A NEW SPECIES OF GONIUROSAURUS (SQUAMATA: EUBLEPHARIDAE) FROM YINGDE, GUANGDONG PROVINCE, CHINA. Herpetologica 66 (2): 229 - [get paper here](#)
- Wang, Ying-Yong; Meng-Jie Jin, Yu-Long Li, and L. Lee Grismer 2014. Description of a New Species of Goniurosaurus (Squamata: Eublepharidae) from the Guangdong Province, China, Based on Molecular and Morphological Data. Herpetologica 70 (3): 309-322. - [get paper here](#)
- Ziegler, T.; Truong, N.Q.; Schmitz, A.; Stenke, R. & Rösler, H. 2008. A new species of Goniurosaurus from Cat Ba Island, Hai Phong, northern Vietnam (Squamata: Eublepharidae). Zootaxa 1771: 16–30 - [get paper here](#)

External links

- [IUCN Red List](#)
- [National Center for Biotechnology Information](#)
- <http://www.gekkota.com/Photos/photos.html>
- <http://www.geocities.com/Heartland/Prairie/3470/GONIUROSAURUS.html>
- <http://homepage3.nifty.com/japrep/gekko/modoki/text/ekuroiwa.htm>
- [Google images](#)
- [Profile of Goniurosaurus kuroiwaie on Reptarium](#)

Is it interesting? Share with others:



Tweet

As link to this species use

URL address:

<https://reptile-database.reptarium.cz/species?genus=Goniurosaurus&species=kuroiwaie>

without field 'search_param'. Field 'search_param' is used for browsing search result.

[Please submit feedback about this entry to the curator](#)

This database is maintained by Peter Uetz (database content) and Jakob Hallermann, Zoological



Goniurosaurus kwanghua ZHU & HE, 2020

iNaturalist

[Add your own observation of *Goniurosaurus kwanghua* »](#)

We have no photos, try to find some by Google images search: [Google](#)

Higher Taxa Eublepharidae, Gekkota, Sauria, Squamata (lizards: geckos)

Subspecies

Common Names E: Kwanghua Cave Gecko

Synonym *Goniurosaurus kwanghua* ZHU & HE in ZHOU et al. 2020
China (Hainan)

Distribution

Type locality: Hainan Island, China, 750 m

Reproduction

Holotype. ECNU V0003, adult male, from western area, Hainan Island, China, 750 m in altitude; exact locality withheld because of conservation concerns, available to qualified researchers upon request. Collected in August, 2018 by Zhu Xiao-Yu & He Zhu-Qing.

Types

Paratypes. One adult male ECNU-V0059; two adult females ECNU-V0004 and ECNU-V0005, one juvenile ECNU-V0035, same data as holotype.

Diagnosis

Diagnosis. *Goniurosaurus kwanghua* sp. nov. differs from other congeners by a combination of the following characters: moderate size (SVL 87.9–93.0 mm in adults); limbs relatively short and robust; three body bands with two between limb insertions. There are no obvious differences in measurements or scale counts between the new species and *G. hainanensis* or *G. lichtenfelderi* (Table 3). The color pattern can be used to distinguish these species with the new species having the following characteristics: nuchal loop wide posteriorly protracted, body bands wider with dark markings, yellow stripe present on posterior side of humerus and femur, linked with the first and third body bands, respectively, body and caudal bands in dark markings (Table 4 in Zhu et al. 2020).

Coloration in life. Dorsal ground color of head, body and limbs grey and mottled with

irregularly large connected brown blotches; iris blood red; nuchal loop yellow and protracted medially, three wide body bands with two between limb insertions, and another one on tail base; the nuchal loop and three body bands are nearly the same color with dark markings, dark markings sometimes absent on nuchal loop; ventral surfaces of head, body and limbs dull white; one yellow spot on front side of hind femur (ECNU-V0059, V0003, and V0005), but absent in ECNU-V0004, and V0030; tail: brown with five dull white bands, brown markings in the first three bands (by ECNU-V0059); regenerated tail: irregular black and grey markings (Zhu et al. 2020).

Comparisons. *Goniurosaurus kwanghua* sp. nov. is similar to *G. hainanensis* and *G. lichtenfelderi* in having three body bands. This character is unique among *Goniurosaurus* spp. from China and Vietnam. In comparison to *G. hainanensis*, the nuchal loop of the new species is protracted posteriorly, yielding a greater relative width in the middle of the band. Body bands of the new species contained three to five tubercles longitudinally, whereas in *G. hainanensis*, body bands rarely include more than three tubercles longitudinally. Yellow stripes are found on the posterior side of humerus and femur in the juvenile (Fig. 3G–H), but are indistinct in adults (Figs. 1A, 5), while these characters are absent in adults and juveniles of *G. hainanensis* (Zhu et al. 2020).

Synonymy: this species may be synonymous with *G. sinensis*.

Comment

Conservation. Previous studies showed that *Goniurosaurus* species have also been threatened by poaching for the pet trade (Stuart et al. 2006). For *G. luii*, poaching has even caused extirpation at its type locality (Grismer et al. 1999). The authors encountered poaching of *G. bawanglingensis* at night. Thus this new species is also potentially affected by over-collecting for pet trade (Zhu et al. 2020).

Etymology

The specific epithet *kwanghua* is a noun in apposition and refers to Kwang Hua University (1925–1951) in Shanghai, the predecessor of East China Normal University, which has made outstanding contributions to Chinese zoological sciences.

References

- Grismer, L. Lee, Brian E. Viets and Lawrence J. Boyle. 1999. Two new continental species of *Goniurosaurus* (Squamata: Eublepharidae) with a phylogeny and evolutionary classification of the genus. *Journal of Herpetology* 33 (3): 382-393 - [get paper here](#)
- Stuart, B.L. et al. 2006. Scientific Description Can Imperil Species. *Science* 312 (5777): 1137 - [get paper here](#)
- ZHU, XIAO-YU; CHU-ZE SHEN, YUN-FEI LIU, LIN CHEN, ZHENG LI, & ZHU-QING HE 2020. A new species of *Goniurosaurus* from Hainan Island, China based on molecular and morphological data (Squamata: Sauria: Eublepharidae). *Zootaxa* 4772 (2): 349–360 - [get paper here](#)


External links

- <http://zoobank.org/urn:lsid:zoobank.org:pub:21B78DB7-FA78-40C9-8B79...>
- [Google images](#)



Goniurosaurus kwangsiensis YANG & CHAN, 2015

iNaturalist



[Add your own observation of *Goniurosaurus kwangsiensis* »](#)

Find more photos by Google images search: [Google](#)

Higher Taxa Eublepharidae, Gekkota, Sauria, Squamata (lizards: geckos)

Subspecies

Common E: Guangxi Cave Gecko

Names Chinese: 广西险虎

Synonym *Goniurosaurus kwangsiensis* YANG & CHAN 2015

Goniurosaurus kwangsiensis — ZHU et al. 2021

China (Guangxi)

Distribution Type locality: Guangxi Zhuang Autonomous Region, China; (exact locality withheld; available to qualified researchers upon request).

Reproduction

Holotype: KFBG 14052, adult male. Collected on 5 July 2013 by J.H. Yang.

Types Paratypes. Three paratypes: two adult females KFBG 14050–51; one adult male KFBG 14053; data identical to the holotype. Coordinates and other standard

collecting information were recorded for each type and kept in the KFBG herpetological collection catalog.

Diagnosis. *Goniurosaurus kwangsiensis* sp. nov. can be distinguished from other congeners by a combination of following characters: medium body size (SVL 97.6–109.1 mm in adults); nuchal loop narrow, posteriorly protracted; three narrow immaculate body bands between limbs insertions, bordered by wide dark bands anteriorly and posteriorly; ground color mottled in adults; dark brown spots on lateral belly absent; mental shield immaculate; iris light orange yellow; supraorbital tubercles slightly enlarged; axillary pockets deep; internasals one or two (usually one); eight or nine nasal scales surrounding naris; 52–58 eyelid fringe scales; 8–10 supralabials, 7–9 infralabials; 122–128 midbody scale rows; 31–33 distinct precloacal pores in males; claws sheathed by four scales, lateral two long and curved; one or two postcloacal tubercles (usually two).

Comparison. *Goniurosaurus kwangsiensis* sp. nov. differs from the *G. kuroi* species group by having an enlarged row of supraorbital tubercles (versus absent in the *kuroi* group), having deep axillary pockets (versus no such pockets in the *kuroi* group), having nuchal loop posteriorly protracted and lying on the nape of the neck (versus nuchal loop round posteriorly and on the occiput in the *kuroi* group), having 31–33 precloacal pores (versus lacking precloacal pores in the *kuroi* group), having claws are sheathed by four scales (versus claws unsheathed in the *kuroi* group) and a different coloration; it differs from the *G. lichtenfelderi* species group (*G. lichtenfelderi* and *G. hainanensis*) by having an enlarged row of supraorbital tubercles (versus absent in the *lichtenfelderi* group), having deep axillary pockets (versus no such pockets in the *lichtenfelderi* group), having the nuchal loop posteriorly protracted and lying on the nape of the neck (versus nuchal loop round posteriorly and on the occiput in the *lichtenfelderi* group), having three transverse bands between axilla and groin (versus two in *lichtenfelderi* group) and a different coloration; it differs from *G. yingdeensis* and *G. zhelongi* by having nuchal loop posteriorly protracted (versus round posteriorly in *yingdeensis* and *zhelongi*), having lateral scales of claw sheaths long and curved (versus short and conchoidal in *yingdeensis* and *zhelongi*), 32 precloacal pores (versus 10–13 precloacal pores in *yingdeensis*, 9 in *zhelongi*), and a different coloration.

Diagnosis

By having a posteriorly protracted nuchal loop and deep axillary pockets, *G. kwangsiensis* sp. nov. can be placed in the *G. luii* species group (comprising *G. araneus*, *G. bawanglingensis*, *G. catbaensis*, *G. huuliensis*, *G. kadoorieorum* sp. nov., *G. liboensis* and *G. luii*). *Goniurosaurus kwangsiensis* sp. nov. differs from these seven species by having an enlarged row of supraorbital tubercles (versus absent in *bawanglingensis*), tubercles between orbits present (versus absent in *araneus*, *catbaensis* and *huuliensis*), one (rarely two) internasal (versus internasal lacking in *catbaensis*, two in *kadoorieorum* and two or three in *liboensis*), granular scales of upper eyelid equal in size of those on the top of head (versus one-half the size in *araneus* and *luii*), 31–33 precloacal pores (versus 18–23 in *araneus*, 37–46 in *bawanglingensis*, 16–21 in *catbaensis*, 25–28 in *huuliensis*, 26–28 in *kadoorieorum*, 23 in *liboensis* and 23–29 in *luii*), infralabials and supralabials mottled (versus immaculate in *bawanglingensis*), dark blotch on mental shield absent (versus present in *huuliensis*, *kadoorieorum* and *luii*), body bands narrow (versus relatively wider in *araneus* and *kadoorieorum*), body bands immaculate (versus mottled with dark spotting in *bawanglingensis*), adult ground color mottled (versus nearly immaculate

in araneus), lateral spotting on belly absent (versus present in catbaensis, huuliensis, kadoorieorum and luii), and iris orange yellow in adults (versus brown in araneus, red brown in huuliensis, and olive green in kadoorieorum).

Abundance: only known from its original description (Meiri et al. 2017).

Comment

Character table: Zhu et al. 2021

Etymology

The specific epithet “kwangsiensis” is named after its type locality, Guangxi Zhuang Autonomous Region, China (Kwangsi is the former official name of Guangxi).

References

- Meiri, Shai; Aaron M. Bauer, Allen Allison, Fernando Castro-Herrera, Laurent Chirio, Guarino Colli, Indraneil Das, Tiffany M. Doan, Frank Glaw, Lee L. Grismer, Marinus Hoogmoed, Fred Kraus, Matthew LeBreton, Danny Meirte, Zoltán T. Nagy, Cristiano d 2017. Extinct, obscure or imaginary: the lizard species with the smallest ranges. Diversity and Distributions - [get paper here](#)
- Wang, Kai; Jinlong Ren, Hongman Chen, Zhitong Lyu, Xianguang Guo Ke Jiang, Jinmin Chen, Jiatang Li, Peng Guo, Yingyong Wang, Jing Che 2020. The updated checklists of amphibians and reptiles of China. Biodiversity Science 28 (2): 189-218 - [get paper here](#)
- YANG, JIAN-HUAN & BOSCO PUI-LOK CHAN 2015. Two new species of the genus Goniurosaurus (Squamata: Sauria: Eublepharidae) from southern China. Zootaxa 3980 (1): 067–080 - [get paper here](#)
- ZHU, X. Y., LIU, Y. J., BAI, Y., ROMÁN-PALACIOS, C. R. I. S. T. I. A. N., LI, Z., & HE, Z. Q. 2021. Goniurosaurus chengzheng sp. nov., a new species of Leopard Gecko from Guangxi, China (Squamata: Eublepharidae). Zootaxa, 4996(3): 540-554 - [get paper here](#)
- ZHU, XIAO-YU; GUANG-YU CHEN, CRISTIAN ROMÁN-PALACIOS, ZHENG LI, ZHU-QING HE 2020. Goniurosaurus gezhi sp. nov., a new gecko species from Guangxi, China (Squamata: Eublepharidae). Zootaxa 4852 (2): 211–222 - [get paper here](#)

External links

- [National Center for Biotechnology Information](#)
- [Google images](#)

Is it interesting? Share with others:



Tweet

As link to this species use

URL address:

<https://reptile-database.reptarium.cz/species?genus=Goniurosaurus&species=kwangsiensis>


without field 'search_param'. Field 'search_param' is used for browsing search result.



Goniurosaurus liboensis WANG, YANG & GRISMER, 2013

iNaturalist

Can you confirm these amateur observations of *Goniurosaurus liboensis*?



[Add your own observation of *Goniurosaurus liboensis* »](#)

We have no photos, try to find some by Google images search: [Google](#)

Higher Taxa Eublepharidae, Gekkota, Sauria, Squamata (lizards: geckos)

Subspecies

Common E: Libo Leopard Gecko

Names Chinese: 荔波睑虎

Synonym *Goniurosaurus liboensis* WANG, YANG & GRISMER 2013

Goniurosaurus liboensis – ZHU et al. 2021

China (Guizhou)

Distribution

Type locality: 25°15'37.73"N, 108°5'45.74"E; 660 m elevation [datum = WGS84] from the Maolan National Nature Reserve, Libo County, Guizhou Province, China

Reproduction

Types

Holotype: SYS r000218, adult male (Fig. 3), collected by Jian-Huan Yang on 18 May 2010 on a tree. Paratypes.—Three specimens, SYS r000216, adult female, collected by J-HY on 16 May 2010 on a limestone rock in the farmland (25°12'05.00" N, 107°59'05.04" E; 450 m a.s.l.) from Mulun Town, Huanjiang County, Guangxi Zhuang Autonomous Region, China. SYS r000217, adult female; SYS r000219 adult male, bearing same data as the holotype, collected by J-HY and Y-YW.

Diagnosis

Diagnosis. *Goniurosaurus liboensis* sp. n. can be distinguished from all other congeners by the combination of the following characters: (1) Medium-sized lizards of 103.2–110.3 mm SVL; (2) nuchal loop narrow, six or seven granular scale rows in width, slightly protracted posteriorly; (3) eight or nine nasal scales surrounding naris; (4) two or three internasals; (5) granular scales of upper eyelids approximately equal in size to those on top of head; (6) a row of greatly enlarged supraorbital tubercles; (7) axillary pockets deep; (8) 23 precloacal pores in males, in

a transverse continuous series; (9) femoral pores absent; (10) claws sheathed by four dorsal scales and two long and curved lateral scales; (11) iris gray, becoming orange near pupil; (12) chin, throat, thorax, and ventral surfaces of body and limbs white, immaculate; and (13) three thin immaculate dorsal body bands between limb insertions, without dark spot, bordered by dark bands anteriorly and posteriorly. Abundance: only known from its original description (Meiri et al. 2017).

Comment

Character table: Zhu et al. 2021

References

- Meiri, Shai; Aaron M. Bauer, Allen Allison, Fernando Castro-Herrera, Laurent Chirio, Guarino Colli, Indraneil Das, Tiffany M. Doan, Frank Glaw, Lee L. Grismer, Marinus Hoogmoed, Fred Kraus, Matthew LeBreton, Danny Meirte, Zoltán T. Nagy, Cristiano d 2017. Extinct, obscure or imaginary: the lizard species with the smallest ranges. Diversity and Distributions - [get paper here](#)
- Wang, Kai; Jinlong Ren, Hongman Chen, Zhitong Lyu, Xianguang Guo Ke Jiang, Jinmin Chen, Jiatang Li, Peng Guo, Yingyong Wang, Jing Che 2020. The updated checklists of amphibians and reptiles of China. Biodiversity Science 28 (2): 189-218 - [get paper here](#)
- Wang, Ying-Yong; Jian-Huan Yang, and L. Lee Grismer 2013. A New Species of Goniurosaurus (Squamata: Eublepharidae) from Libo, Guizhou Province, China. Herpetologica 69 (2): 214-226. - [get paper here](#)
- Wang, Ying-Yong; Meng-Jie Jin, Yu-Long Li, and L. Lee Grismer 2014. Description of a New Species of Goniurosaurus (Squamata: Eublepharidae) from the Guangdong Province, China, Based on Molecular and Morphological Data. Herpetologica 70 (3): 309-322. - [get paper here](#)
- ZHU, X. Y., LIU, Y. J., BAI, Y., ROMÁN-PALACIOS, C. R. I. S. T. I. A. N., LI, Z., & HE, Z. Q. 2021. Goniurosaurus chengzheng sp. nov., a new species of Leopard Gecko from Guangxi, China (Squamata: Eublepharidae). Zootaxa, 4996(3): 540-554 - [get paper here](#)
- ZHU, XIAO-YU; GUANG-YU CHEN, CRISTIAN ROMÁN-PALACIOS, ZHENG LI, ZHU-QING HE 2020. Goniurosaurus gezhi sp. nov., a new gecko species from Guangxi, China (Squamata: Eublepharidae). Zootaxa 4852 (2): 211-222 - [get paper here](#)

External links

- [IUCN Red List](#)
- [National Center for Biotechnology Information](#)
- [Google images](#)

Is it interesting? Share with others:



Tweet

As link to this species use

URL address:

<https://reptile-database.reptarium.cz/species?genus=Goniurosaurus&species=liboensis>




Goniurosaurus lichtenfelderi (MOCQUARD, 1897)



iNaturalist

Can you confirm these amateur observations of *Goniurosaurus lichtenfelderi*?



[Add your own observation of *Goniurosaurus lichtenfelderi* »](#)

Find more photos by Google images search: [Google](#)

Higher Taxa Eublepharidae, Gekkota, Sauria, Squamata (lizards: geckos)

Subspecies

Common Names
E: Lichtenfelder's Gecko
G: Norway-Krallengecko
Chinese: 里氏睑虎

Synonym
Eublepharis Lichtenfelderi MOCQUARD 1897
Goniurosaurus lichtenfelderi — BÖRNER 1981
Goniurosaurus murphyi ORLOV & DAREVSKY 1999
Goniurosaurus murhyi — KAVERKIN 2000: 20 (in error)
Goniurosaurus lichtenfelderi — SEUFER et al. 2005
China (Mt. Wuchi=Wuzhi Shan, Hainan, Guangxi), Vietnam (I. Norway)

Distribution
Type locality: Dang Chau village, Hoang Hoa Tham, Chi Linh, Hai Hung, Vietnam (21° 12'48"N, 106° 28'38"E), 250 m elevation [G. murphyi].

Reproduction oviparous

Types Syntypes: MNHN-RA 1897.0091 and MNHN-RA 1897.0092
Holotype: ROM 32456 [murphyi]

Diagnosis

Illustration: Plate 22C in ZHAO & ADLER 1993.

Comment Synonymy: *Goniurosaurus hainanensis* has been synonymized with *G. lichtenfelderi* by SMITH 1935 but elevated again to full species status by GRISMER (2000). *Goniurosaurus murphyi* has been synonymized with *G. lichtenfelderi* by GRISMER (2000).

Etymology Probably named after Charles Lichtenfelder, an engineer who worked in Vietnam. Mocquard only mentioned the last name (Lichtenfelder), not a first name.

- Beolens, Bo; Michael Watkins, and Michael Grayson 2011. The Eponym Dictionary of Reptiles. Johns Hopkins University Press, Baltimore, USA - [get paper here](#)
 - Blair, Christopher; Nikolai L. Orlov, Hai-tao Shi, and Robert W. Murphy 2009. A Taxonomic Re-Evaluation of *Goniurosaurus hainanensis* (Squamata: Eublepharidae) from Hainan Island, China. *Russ. J. Herpetol.* 16 (1): 35-40 - [get paper here](#)
 - Bobrov V.V., Semenov D.V. 2008. *Lizards of Vietnam* [in Russian]. Moscow, 236 pp.
 - Börner, ACHIM RÜDIGER 1981. The genera of Asian eublepharine geckos and a hypothesis on their phylogeny. *Miscellaneous Articles in Saurology* 9: (1), 1-14 [privately printed], Cologne
 - Chen, Tian-Bo; Yuan-Jun Meng, Ke Jiang,, Pi-Peng Li, Bo-Hao Wen, Wenhua Lu, James Lazell, and Mian Hou 2014. New Record of the Leopard Gecko *Goniurosaurus araneus* (Squamata: Eublepharidae) for China and habitat partitioning between geographically and Phylogenetically Close Leopard Geckos. *IRCF Reptiles & Amphibians* 21 (1): 16–27
 - Forest Protection Department of Bac Giang Province 2010. *Tay Yen Tu Nature Reserve: Biodiversity Conservation Value and Development Potential*. Publishing House for Science and Technology, 37 pp.
 - Gawor, A., C. T. Pham, T. Q. Nguyen, T. T. Nguyen, A. Schmitz & T. Ziegler 2016. The herpetofauna of the Bai Tu Long National Park, northeastern Vietnam. *Salamandra* 52 (1): 23-41 - [get paper here](#)
 - Gericke, F. 1981. Lidgeckos der Gattung *Eublepharis*. *Sauria* 3 (4): 11-14 - [get paper here](#)
 - Grismer, L. Lee 1987. Evidence for the resurrection of *Goniurosaurus Barbour* (Reptilia: Eublepharidae) with a discussion on geographic variation in *Goniurosaurus lichtenfelderi*. *Acta Herpetologica Sinica* 6 (1): 43-47 - [get paper here](#)
 - Grismer, L. Lee 2002. *Goniurosaurus*: Ancient Gekkos of the Far East. *Gekko* 3 (1): 22-28
 - Grismer, L. Lee, Shi Haitao, Nicolai L. Orlov and Natalia B. Ananjeva 2002. A new species of *Goniurosaurus* (Squamata: Eublepharidae) from Hainan Island, China. *Journal of Herpetology* 36 (2): 217-224 - [get paper here](#)
 - Grismer, L.L. 2000. *Goniurosaurus murphyi* ORLOV & DAREVSKY: a junior
- References

- synonym of *Goniurosaurus lichtenfelderi* Mocquard. *Journal of Herpetology* 34 (3): 486-488 - [get paper here](#)
- Hecht, Vera L.; Cuong T. Pham, Tao T. Nguyen, Truong Q. Nguyen, Michael Bonkowski & Thomas Ziegler 2013. First report on the herpetofauna of Tay Yen Tu Nature Reserve, northeastern Vietnam. *Biodiversity Journal* 4 (4): 507–552
 - Kaverkin, Y. 2000. Eublepharidae Geckos der Gattung *Goniurosaurus* BARBOUR, 1908 - Haltung und Zucht im Terrarium. *Sauria* 22 (4): 17-22 - [get paper here](#)
 - Mocquard, FRANÇOIS 1897. Notes herpétologiques. *Bull. Mus. Hist. Nat., Paris*, [ser. 1], 3 (6): 211-217. - [get paper here](#)
 - Nguyen, S.V., Ho, C.T. and Nguyen, T.Q. 2009. Herpetofauna of Vietnam. Chimaira, Frankfurt, 768 pp.
 - Orlov, Nikolai and Ilya S. Darevsky 1999. Description of a new mainland species of *Goniurosaurus* genus, from the north-eastern Vietnam. *Russ. J. Herpetol.* 6 (1): 72-78. - [get paper here](#)
 - Orlov, Nikolai L., Sergei A. Ryabov, Thien T. Nguyen, Quang T. Nguyen and Thu C. Ho. 2008. A new species of *Goniurosaurus* (Sauria: Gekkota: Eublepharidae) from north Vietnam. *Russ. J. Herpetol.* 15 (3):229-244 - [get paper here](#)
 - Orlov, Nikolai L.; Natalia B. Ananjeva, Tao Thien Nguyen 2020. New Record and Distribution of the Genus *Goniurosaurus* Barbour, 1908 (Eublepharidae, Sauria, Reptilia) in Vietnam. *Russian Journal of Herpetology* 27 (3): 179-184 - [get paper here](#)
 - Seufer, H.; Y. Kaverkin & A. Kirschner (eds.) 2005. Die Lidgeckos. Kirschner und Seufer Verlag, 238 pp.
 - Smith, M.A. 1935. The fauna of British India, including Ceylon and Burma. Reptiles and Amphibia, Vol. II. Sauria. Taylor and Francis, London, 440 pp.
 - Wang, Kai; Jinlong Ren, Hongman Chen, Zhitong Lyu, Xianguang Guo Ke Jiang, Jinmin Chen, Jiatang Li, Peng Guo, Yingyong Wang, Jing Che 2020. The updated checklists of amphibians and reptiles of China. *Biodiversity Science* 28 (2): 189-218 - [get paper here](#)
 - Wang, Ying-Yong; Jian-Huan Yang, and L. Lee Grismer 2013. A New Species of *Goniurosaurus* (Squamata: Eublepharidae) from Libo, Guizhou Province, China. *Herpetologica* 69 (2): 214-226. - [get paper here](#)
 - Wang, Ying-Yong; Jian-Huan Yang, and Rong-Feng Cui 2010. A NEW SPECIES OF GONIUROSAURUS (SQUAMATA: EUBLEPHARIDAE) FROM YINGDE, GUANGDONG PROVINCE, CHINA. *Herpetologica* 66 (2): 229 - [get paper here](#)
 - Wang, Ying-Yong; Meng-Jie Jin, Yu-Long Li, and L. Lee Grismer 2014. Description of a New Species of *Goniurosaurus* (Squamata: Eublepharidae) from the Guangdong Province, China, Based on Molecular and Morphological Data. *Herpetologica* 70 (3): 309-322. - [get paper here](#)
 - Zhao, E. & Adler, K. 1993. *Herpetology of China*. SSAR, Oxford/Ohio, 1-522
 - ZHOU, RUN-BANG; NING WANG, BEI CHEN, BIN LIANG 2018. Morphological evidence uncovers a new species of *Goniurosaurus* (Squamata: Eublepharidae) from the Hainan Island, China. *Zootaxa* 4369 (2): 281–291 - [get paper here](#)
 - ZHU, XIAO-YU; CHU-ZE SHEN, YUN-FEI LIU, LIN CHEN, ZHENG LI, & ZHU-QING HE 2020. A new species of *Goniurosaurus* from Hainan Island,

China based on molecular and morphological data (Squamata: Sauria: Eublepharidae). Zootaxa 4772 (2): 349–360 - [get paper here](#)

- Ziegler, T.; Truong, N.Q.; Schmitz, A.; Stenke, R. & Rösler, H. 2008. A new species of Goniurosaurus from Cat Ba Island, Hai Phong, northern Vietnam (Squamata: Eublepharidae). Zootaxa 1771: 16–30 - [get paper here](#)

External links

- [IUCN Red List](#)
- [National Center for Biotechnology Information](#)
- <http://www.nephrurus.de/Eublepharinae/Eublepharinae.htm>
- <http://www.geocities.com/Heartland/Prairie/3470/GONIUROSAURUS.html>
- <http://www.geckoranch.com/photos1.html>
- <http://www.hot-rock.com/users/gecko/pictures.html>
- <http://www.reptarium.cz/foto.php?cid=9&page=140&id=2510>
- [Google images](#)
- [Profile of Goniurosaurus lichtenfelderi on Reptarium](#)

Is it interesting? Share with others:



Tweet

As link to this species use

URL address:

<https://reptile-database.reptarium.cz/species?genus=Goniurosaurus&species=lichtenfelderi>

without field 'search_param'. Field 'search_param' is used for browsing search result.

[Please submit feedback about this entry to the curator](#)

This database is maintained by Peter Uetz (database content) and Jakob Hallermann, Zoological Museum Hamburg (new species and updates).


Web pages and scripting Jiri Hosek



Goniurosaurus luii GRISMER, VIETS & BOYLE, 1999

iNaturalist

Can you confirm these amateur observations of *Goniurosaurus luii*?



[Add your own observation of *Goniurosaurus luii* »](#)

Find more photos by Google images search: [Google](#)

Higher Taxa Eublepharidae, Gekkota, Sauria, Squamata (lizards: geckos)

Subspecies

Common Names
 E: Chinese leopard gecko
 G: Chinesischer Leopardgecko
 Chinese: 凭祥睑虎

Synonym
Goniurosaurus luii GRISMER, VIETS & BOYLE 1999
Goniurosaurus luii — SEUFER et al. 2005
Goniurosaurus luii — NGO et al. 2016
Goniurosaurus luii — RÖSLER 2018: 80
Goniurosaurus luii — ZHU et al. 2021
 China (Guangxi, Hainan Island), Vietnam

Distribution

Type locality: Pingxiang, Guangxi Province, China

Reproduction oviparous

Types Holotype: UMMZ 222683

Diagnosis

Conservation: *G. luii* may have been extirpated from its type locality due to commercial or pet hunting but is also now readily available from captive breeders (Science 318: 915 [2006]).

Comment

Sympatry: *G. lichtenfelderi hainanensis*.

Character table: Zhu et al. 2021

Etymology

Named in honor of Wai Lui “who sent six years tracking the existence of these populations” (GRISMER et al. 1999).

References

- Beolens, Bo; Michael Watkins, and Michael Grayson 2011. The Eponym Dictionary of Reptiles. Johns Hopkins University Press, Baltimore, USA - [get paper here](#)
- Blair, Christopher; Nikolai L. Orlov, Hai-tao Shi, and Robert W. Murphy 2009. A Taxonomic Re-Evaluation of *Goniurosaurus hainanensis* (Squamata: Eublepharidae) from Hainan Island, China. Russ. J. Herpetol. 16 (1): 35-40 - [get paper here](#)
- Bobrov V.V., Semenov D.V. 2008. Lizards of Vietnam [in Russian]. Moscow, 236 pp.
- Chen, Tian-Bo; Yuan-Jun Meng, Ke Jiang,, Pi-Peng Li, Bo-Hao Wen, Wenhua Lu, James Lazell, and Mian Hou 2014. New Record of the Leopard Gecko *Goniurosaurus araneus* (Squamata: Eublepharidae) for China and habitat partitioning between geographically and Phylogenetically Close Leopard Geckos. IRCF Reptiles & Amphibians 21 (1): 16–27
- Dickhoff, A. 2004. Ein Tiger im Terrarium - Haltung und Nachzucht von *Goniurosaurus araneus* (GRISMER, VIETS & BOYLE 1999). Draco 5 (18): 76-81 - [get paper here](#)
- Grismer, L. Lee 2002. *Goniurosaurus*: Ancient Gekkos of the Far East. Gekko 3 (1): 22-28
- Grismer, L. Lee, Brian E. Viets and Lawrence J. Boyle. 1999. Two new continental species of *Goniurosaurus* (Squamata: Eublepharidae) with a phylogeny and evolutionary classification of the genus. Journal of Herpetology 33 (3): 382-393 - [get paper here](#)
- Grismer, L. Lee, Shi Haitao, Nicolai L. Orlov and Natalia B. Ananjeva 2002. A new species of *Goniurosaurus* (Squamata: Eublepharidae) from Hainan Island, China. Journal of Herpetology 36 (2): 217-224 - [get paper here](#)
- Grismer, L.L. 2000. *Goniurosaurus murphyi* ORLOV & DAREVSKY: a junior synonym of *Goniurosaurus lichtenfelderi* Mocquard. Journal of Herpetology 34 (3): 486-488 - [get paper here](#)
- Holfert, T. 2006. Zeichnungsvariationen bei *Goniurosaurus luii* (variations in the colour pattern of *Goniurosaurus luii*). Sauria 28 (2): 55-56 - [get paper here](#)
- Kaverkin, Y. 2000. Eublepharoid Geckos der Gattung *Goniurosaurus* BARBOUR, 1908 - Haltung und Zucht im Terrarium. Sauria 22 (4): 17-22 - [get paper here](#)
- Ngo HN, Ziegler T, Nguyen TQ, Pham CT, Nguyen TT, Le MD, van Schingen M. 2016. First population assessment of two cryptic Tiger Geckos

- (Goniurosaurus) from northern Vietnam: Implications for conservation. *Amphibian & Reptile Conservation* 10(1) [General Section]: 34–45 (e120) - [get paper here](#)
- Nguyen, S.V., Ho, C.T. and Nguyen, T.Q. 2009. Herpetofauna of Vietnam. Chimaira, Frankfurt, 768 pp.
 - Orlov, Nikolai L., Sergei A. Ryabov, Thien T. Nguyen, Quang T. Nguyen and Thu C. Ho. 2008. A new species of Goniurosaurus (Sauria: Gekkota: Eublepharidae) from north Vietnam. *Russ. J. Herpetol.* 15 (3):229-244 - [get paper here](#)
 - Rösler, H. 2018. Haftbar -- Die einzigartige Welt der Geckos. Begleitheft zur Ausstellung im Naturkundemuseum Erfurt Mai-Aug 2018, 96 pp.
 - RÖSLER, H. 2019. Vergleichende Untersuchungen zur extrakorporalen Entwicklung weich- und hartschaliger Eier von Geckos (Squamata: Gekkota): 4. Goniurosaurus luii Grismer, Viets & Boyle, 1999 (Eublepharidae). *Sauria* 41 (4): 57 - 61 - [get paper here](#)
 - Seufer, H.; Y. Kaverkin & A. Kirschner (eds.) 2005. Die Lidgeckos. Kirschner und Seufer Verlag, 238 pp.
 - Stuart, B.L. et al. 2006. Scientific Description Can Imperil Species. *Science* 312 (5777): 1137 - [get paper here](#)
 - Stuart, B.L.; Rhodin, A.G.J.; Grismer, L.L. & Hansel, T. 2006. Scientific Description Can Imperil Species. *Science* 312: 1137 - [get paper here](#)
 - Thang, Vu Ngoc; Turong, Nguyen Quang; Grismer, L. Lee; Ziegler, Thomas 2006. First record of the Chinese leopard gecko Goniurosaurus luii (Reptilia: Eublepharidae) from Vietnam. *Current Herpetology* 25 (2): 93-95. - [get paper here](#)
 - Wang, Kai; Jinlong Ren, Hongman Chen, Zhitong Lyu, Xianguang Guo Ke Jiang, Jinmin Chen, Jiatang Li, Peng Guo, Yingyong Wang, Jing Che 2020. The updated checklists of amphibians and reptiles of China. *Biodiversity Science* 28 (2): 189-218 - [get paper here](#)
 - Wang, Ying-Yong; Jian-Huan Yang, and L. Lee Grismer 2013. A New Species of Goniurosaurus (Squamata: Eublepharidae) from Libo, Guizhou Province, China. *Herpetologica* 69 (2): 214-226. - [get paper here](#)
 - Wang, Ying-Yong; Jian-Huan Yang, and Rong-Feng Cui 2010. A NEW SPECIES OF GONIUROSAURUS (SQUAMATA: EUBLEPHARIDAE) FROM YINGDE, GUANGDONG PROVINCE, CHINA. *Herpetologica* 66 (2): 229 - [get paper here](#)
 - Wang, Ying-Yong; Meng-Jie Jin, Yu-Long Li, and L. Lee Grismer 2014. Description of a New Species of Goniurosaurus (Squamata: Eublepharidae) from the Guangdong Province, China, Based on Molecular and Morphological Data. *Herpetologica* 70 (3): 309-322. - [get paper here](#)
 - ZHU, X. Y., LIU, Y. J., BAI, Y., ROMÁN-PALACIOS, C. R. I. S. T. I. A. N., LI, Z., & HE, Z. Q. 2021. Goniurosaurus chengzheng sp. nov., a new species of Leopard Gecko from Guangxi, China (Squamata: Eublepharidae). *Zootaxa*, 4996(3): 540-554 - [get paper here](#)
 - ZHU, XIAO-YU; GUANG-YU CHEN, CRISTIAN ROMÁN-PALACIOS, ZHENG LI, ZHU-QING HE 2020. Goniurosaurus gezhi sp. nov., a new gecko species from Guangxi, China (Squamata: Eublepharidae). *Zootaxa* 4852 (2): 211–222 - [get paper here](#)
 - Ziegler, T.; Truong, N.Q.; Schmitz, A.; Stenke, R. & Rösler, H. 2008. A new

species of Goniurosaurus from Cat Ba Island, Hai Phong, northern Vietnam (Squamata: Eublepharidae). Zootaxa 1771: 16–30 - [get paper here](#)

External links

- [National Center for Biotechnology Information](#)
- [Google images](#)
- [Profile of Goniurosaurus luii on Reptarium](#)

Is it interesting? Share with others:



Tweet

As link to this species use

URL address:

<https://reptile-database.reptarium.cz/species?genus=Goniurosaurus&species=luii>

without field 'search_param'. Field 'search_param' is used for browsing search result.

[Please submit feedback about this entry to the curator](#)

This database is maintained by Peter Uetz (database content) and Jakob Hallermann, Zoological Museum Hamburg (new species and updates).

Web pages and scripting Jiri Hosek



Goniurosaurus orientalis (MAKI, 1931)

iNaturalist



[Add your own observation of *Goniurosaurus orientalis* »](#)

Find more photos by Google images search: [Google](#)

Higher Taxa Eublepharidae, Gekkota, Sauria, Squamata (lizards: geckos)

Subspecies

Common

Names

Eublepharis orientalis MAKI 1931

Eublepharis kuroiuae orientalis — NAKAMURA & UANO 1963

Goniurosaurus kuroiuae orientalis — OTA 1989

Goniurosaurus kuroiuae orientalis — KAVERKIN 1999

Synonym Goniurosaurus orientalis — DICKHOFF 2004

Goniurosaurus orientalis — SEUFER et al. 2005

Goniurosaurus orientalis — ZIEGLER et al. 2008

Goniurosaurus kuroiuae orientalis — HONDA & OTA 2017

Goniurosaurus orientalis — KURITA et al. 2017

Distribution Japan (Kumejima, Tonakijima, Tokashikijima, Akajima, and Iejima, Iheyajima)

Distribution

Type locality: Tonaki-shima, Ryukyu Archipelago.

Reproduction oviparous

Types Holotype: NSMT H 02522 (National Science Museum, Tokyo, Herpetological Collection), formerly KUZ (Zoological Institute, College of Science, Kyoto Imperial University), female

Diagnosis

Comment This species is endangered.

- Aizawa, Masaya 2021. Heimlich, still und schön - Okinawa-Krallengeckos. DATZ 2021 (5): 14-23
- Dickhoff, A. 2004. Ein Tiger im Terrarium - Haltung und Nachzucht von *Goniurosaurus araneus* (GRISMER, VIETS & BOYLE 1999). Draco 5 (18): 76-81 - [get paper here](#)
- Grismer, L. Lee 2002. *Goniurosaurus*: Ancient Gekkos of the Far East. Gekko 3 (1): 22-28
- HONDA, Masanao and Hidetoshi OTA 2017. On the Live Coloration and Partial Mitochondrial DNA Sequences in the Topotypic Population of *Goniurosaurus kuroiwae orientalis* (Squamata: Eublepharidae), with Description of a New Subspecies from Tokashikijima Island, Ryukyu Archipelago, Japan. Asian Herpetological Research 8 (2): 96–107; DOI: 10.16373/j.cnki.ahr.170003 - [get paper here](#)
- Janssen, Jordi & Chris R. Shepherd 2019. Trade in Endangered and Critically Endangered Japanese Herpetofauna Endemic to The Nansei Islands Warrants Increased Protection. Current Herpetology Feb 2019 Vol. 38, No. 1: 99-109 - [get paper here](#)
- Kaverkin, Y. 2000. Eublepharoid Geckos der Gattung *Goniurosaurus* BARBOUR, 1908 - Haltung und Zucht im Terrarium. Sauria 22 (4): 17-22 - [get paper here](#)

References

- Kaverkin, Yuri 1999. Tokage Modoki, Those Wonderful Geckos of the Ryuku Archipelago. Gekko 1 (1): 42-46
- Kurita T, Honda M, Toda M. 2017. Species delimitation and biogeography of the Ryukyu ground geckos, *Goniurosaurus kuroiwae* ssp. (Squamata: Eublepharidae), by use of mitochondrial and nuclear DNA analyses. J Zool Syst Evol Res. 2017;00:1–14 - [get paper here](#)
- Maki, M. 1931. A new banded gecko, *Eublepharis orientalis*, Sp. Nov. from Riu Kyu. Annotaciones Zoologicae Japonenses, 13:9–11
- Nakamura, K., and S. I. Uéno. 1959. The geckos found in the limestone caves of the Ryu-Kyu Islands. Memoirs of the College of Science, University of Kyoto, 26:45-52
- Ota, Hidetoshi 1989. A review of the geckos (Lacertilia: Reptilia) of the Ryukyu Archipelago and Taiwan. in: Matsui et al., eds; Current Herpetology in East Asia: Proceedings of the Second Japan-China Herpetological Symposium Kyoto, July 1988: 222-261 - [get paper here](#)
- Schönecker, Patrick 2013. Im Reich der kleinen Echsen. Zu Besuch in der Terrarienanlage von Katrin und Dietmar Mistler. Terraria-Elaphe 2013 (4): 66-69 - [get paper here](#)
- Seufer, H.; Y. Kaverkin & A. Kirschner (eds.) 2005. Die Lidgeckos. Kirschner und Seufer Verlag, 238 pp.
- Wang, Ying-Yong; Jian-Huan Yang, and Rong-Feng Cui 2010. A NEW

SPECIES OF GONIUROSAURUS (SQUAMATA: EUBLEPHARIDAE) FROM YINGDE, GUANGDONG PROVINCE, CHINA. Herpetologica 66 (2): 229 - [get paper here](#)

- Ziegler, T.; Truong, N.Q.; Schmitz, A.; Stenke, R. & Rösler, H. 2008. A new species of Goniurosaurus from Cat Ba Island, Hai Phong, northern Vietnam (Squamata: Eublepharidae). Zootaxa 1771: 16–30 - [get paper here](#)

External links

- [IUCN Red List](#)
- [National Center for Biotechnology Information](#)
- [Google images](#)
- [Profile of Goniurosaurus orientalis on Reptarium](#)

Is it interesting? Share with others:



Tweet

As link to this species use

URL address:

<https://reptile-database.reptarium.cz/species?genus=Goniurosaurus&species=orientalis>

without field 'search_param'. Field 'search_param' is used for browsing search result.

[Please submit feedback about this entry to the curator](#)

This database is maintained by Peter Uetz (database content) and Jakob Hallermann, Zoological Museum Hamburg (new species and updates).

Web pages and scripting Jiri Hosek



Goniurosaurus sengokui (HONDA & OTA, 2017)

iNaturalist

[Add your own observation of *Goniurosaurus sengokui* »](#)

We have no photos, try to find some by Google images search: [Google](#)

Higher Taxa Eublepharidae, Gekkota, Sauria, Squamata (lizards: geckos)

Subspecies

Common E: Sengoku's Gecko

Names G: Akajima-Krallengecko

Goniurosaurus kuroiuae sengokui HONDA & OTA 2017

Eublepharis kuroiuae orientalis — NAKAMURA & UÉNO 1963 (part)

Eublepharis kuroiuae orientalis — SENGOKU 1979 (part)

Amamisaurus orientalis orientalis — BÖRNER 1981 (part)

Eublepharis kuroiuae orientalis — TOYAMA et al., 1984 (part)

Goniurosaurus kuroiuae — GRISMER 1987 (part)

Goniurosaurus kuroiuae kuroiuae — GRISMER 1988 (part)

Goniurosaurus kuroiuae orientalis — OTA 1989 (part)

Goniurosaurus kuroiuae orientalis — TOYAMA & OTA 1991 (part).

Synonym *Goniurosaurus kuroiuae orientalis* — GRISMER et al., 1994 (part).

Goniurosaurus kuroiuae orientalis — TANAKA 1996 (part)

Goniurosaurus orientalis — GRISMER 2002 (part)

Goniurosaurus orientalis — DICKHOFF 2004 (part)

Goniurosaurus kuroiuae orientalis — WERNER et al., 2004 (part)

Goniurosaurus kuroiuae orientalis — TANAKA 2005 (part)

Goniurosaurus orientalis — SEUFER et al., 2005 (part)

Goniurosaurus orientalis — ZIEGLER et al., 2008 (part)

Goniurosaurus kuroiuae orientalis — OTA 2010 (part)

Goniurosaurus sengokui — KURITA et al. 2017

Japan (Akajima, Tokashikijima, Okinawa Island Group, Ryukyu Archipelago)

Distribution

Type locality: “Tokashiki (ca. 26.2° N, 127.4° E), Tokashikijima, Okinawa Island Group, Central Ryukyus, Japan”

Reproduction oviparous

Types Holotype: NSMT H 10808 (formerly Satoshi Tanaka's Private Collection (TPN) 78080509 listed in Grismer et al. 1994), an adult male, collected in 5th August 1978, collected by Satoshi Tanaka. Paratypes: 37 paratypes as listed in HONDA & OTA 2017

Diagnosis Diagnosis: *Goniurosaurus k. sengokui* subsp. nov. is distinguishable from all other Ryukyu taxa of the genus as follows. It differs from *G. k. yamashinae* in showing lineate tendency of middorsal patterns at least in the anterior body, darker, more or less reddish iris and dorsal pattern; from *G. splendens* also in showing lineate tendency of middorsal patterns at least in the anterior body, as well as mottlings in interspaces between successive transverse body bands, and by lacking sharply keeled tubercles, juxtaposed ventrals and the posteriormost body band extending onto hindlimbs; from *G. k. toyamai* also in showing lineate tendency of middorsal patterns at least in the anterior body, as well as mottlings in interspaces between successive transverse body bands, and by lacking robust body; from *G. k. kuroiwae* in having dorsal bands; and from *G. k. orientalis* in showing more or less reddish or pinkish tint in live coloration of dorsal body pattern and iris (Figure 2 D–F).

Synonymy: after HONDA & OTA 2017.

Comment

Subspecies: see also *G. kuroiwae*.

Etymology The epithet, “sengokui”, noun in genitive case, derives from the last name of late Mr. Showichi Sengoku, honoring his great contribution to the enhancement of social awareness and appreciation of wildlife including reptiles in Japan.

- References**
- Ackermann, L. 2016. In den Wäldern von Okinawa. Terraria-Elaphe 2016 (5): 48-51 - [get paper here](#)
 - Aizawa, Masaya 2021. Heimlich, still und schön - Okinawa-Krallengeckos. DATZ 2021 (5): 14-23
 - Börner, ACHIM RÜDIGER 1981. The genera of Asian eublepharine geckos and a hypothesis on their phylogeny. Miscellaneous Articles in Saurology 9: (1), 1-14 [privately printed], Cologne
 - Gericke, F. 1981. Lidgeckos der Gattung Eublepharis. Sauria 3 (4): 11-14 - [get paper here](#)
 - Goris, R.C. & Maeda, N. 2004. Guide to the Amphibians and Reptiles of Japan. Krieger, Malabar, 285 pp.
 - Grismer L L. Ota H. Tanaka S. 1994. Phylogeny, classification, and biogeography of *Goniurosaurus kuroiwae* (Squamata: Eublepharidae) from the Ryukyu Archipelago, Japan, with description of a new subspecies. Zoological Science (TOKYO) 11 (2): 319-335 - [get paper here](#)
 - Grismer, L. Lee 1987. Evidence for the resurrection of *Goniurosaurus Barbour* (Reptilia: Eublepharidae) with a discussion on geographic variation in *Goniurosaurus lichtenfelderi*. Acta Herpetologica Sinica 6 (1): 43-47 - [get paper here](#)
 - Grismer, L. Lee 2002. *Goniurosaurus*: Ancient Gekkos of the Far East. Gekko 3 (1): 22-28
 - Grismer, L.L. 1997. Eublepharid Geckos - Living Relics of Gekkotan Evolution. Fauna 1 (1): 26-33
 - HONDA, Masanao and Hidetoshi OTA 2017. On the Live Coloration and Partial

Mitochondrial DNA Sequences in the Topotypic Population of *Goniurosaurus kuroiwaie orientalis* (Squamata: Eublepharidae), with Description of a New Subspecies from Tokashikijima Island, Ryukyu Archipelago, Japan. *Asian Herpetological Research* 8 (2): 96–107; DOI: 10.16373/j.cnki.ahr.170003 - [get paper here](#)

- Honda, Masanao; Takaki Kurita, Mamoru Toda, and Hidetoshi Ota 2014. Phylogenetic Relationships, Genetic Divergence, Historical Biogeography and Conservation of an Endangered Gecko, *Goniurosaurus kuroiwaie* (Squamata: Eublepharidae), from the Central Ryukyus, Japan. *Zoological Science* 31 (5): 309-320. - [get paper here](#)
- Kaverkin, Y. 2000. Eublepharoid Geckos der Gattung *Goniurosaurus* BARBOUR, 1908 - Haltung und Zucht im Terrarium. *Sauria* 22 (4): 17-22 - [get paper here](#)
- Kaverkin, Yuri 1999. Tokage Modoki, Those Wonderful Geckos of the Ryuku Archipelago. *Gekko* 1 (1): 42-46
- Kurita, Takaki, Remi Kawamura and Mamoru Toda. 2013. Limestone cave as a cradle of the Ryukyu ground gecko, *Goniurosaurus kuroiwaie*. *Herpetological Review* 44 (4): 569-572 - [get paper here](#)
- Kurita, Takaki; Hiroaki Aoyama, Seikoh Saitoh, Naoya Shinzato, Masanao Honda, Mamoru Toda 2014. Development and characterization of 24 microsatellite markers in a eublepharid gecko, *Goniurosaurus kuroiwaie*. *Conservation Genetics Resources* 6 (1): 247-249 - [get paper here](#)
- Maki, M. 1931. A new banded gecko, *Eublepharis orientalis*, Sp. Nov. from Riu Kyu. *Annotiones Zoologicae Japonenses*, 13:9–11
- Nakamura, K., and S. I. Uéno. 1959. The geckos found in the limestone caves of the Ryu-Kyu Islands. *Memoirs of the College of Science, University of Kyoto*, 26:45-52
- Nakamura, Yasuyuki, Akio Takahashi and Hidetoshi OTA. 2013. Recent cryptic extinction of squamate reptiles on Yoronjima Island of the Ryukyu Archipelago, Japan, inferred from garbage dump remains. *Acta Herpetologica* 8 (1): 19-34
- Nakamura, Yasuyuki; Akio Takahashi, Hidetoshi Ota 2014. A new, recently extinct subspecies of the Kuroiwa's Leopard Gecko, *Goniurosaurus kuroiwaie* (Squamata: Eublepharidae), from Yoronjima Island of the Ryukyu Archipelago, Japan. . *Acta Herpetologica* 9 (1): 61-73 - [get paper here](#)
- Namiye, M. 1912. The geckos from the Okinawa Islands [in Japanese]. *Dobutsugaku Zasshi (Zoological Magazine), Tokyo*, 24:442-445. - [get paper here](#)
- Okada 1958. *Cat. Vertebr. Japan*: 104 - [get paper here](#)
- Okada, Y. 1936. A new cave-gecko, *Gymnodactylus yamashinae* from Kumejima, Okinawa group. *Proceedings of the Imperial Academy [of Japan]*, 12:53-54. - [get paper here](#)
- Ota, H. 2000. Current status of the threatened amphibians and reptiles of Japan. *Popul. Ecol.* 42: 5-9 - [get paper here](#)
- Ota, H.; Matsui, M.; Hikida, T.; Tanaka, S. 1987. Karyotype of a gekkonid lizard, *Eublepharis kuroiwaie kuroiwaie*. *Cellular and Molecular Life Sciences* 43(8):924-925 - [get paper here](#)
- Ota, Hidetoshi 1989. A review of the geckos (Lacertilia: Reptilia) of the Ryukyu Archipelago and Taiwan. in: Matsui et al., eds; *Current Herpetology in East Asia: Proceedings of the Second Japan-China Herpetological Symposium*

Kyoto, July 1988: 222-261 - [get paper here](#)

- Ota, Hidetoshi; Honda, Masanoa; Kobayashi, Mari; Sengoku, Showichi & Hikida, Tsutomu 1999. Phylogenetic relationships of eublepharid geckos (Reptilia: Squamata): a molecular approach. Zoological Science 16 (4): 659-666 - [get paper here](#)
- Rösler, Herbert 1995. Geckos der Welt - Alle Gattungen. Urania, Leipzig, 256 pp.
- Seufer, H.; Y. Kaverkin & A. Kirschner (eds.) 2005. Die Lidgeckos. Kirschner und Seufer Verlag, 238 pp.
- Wang, Ying-Yong; Jian-Huan Yang, and L. Lee Grismer 2013. A New Species of Goniurosaurus (Squamata: Eublepharidae) from Libo, Guizhou Province, China. Herpetologica 69 (2): 214-226. - [get paper here](#)
- Wang, Ying-Yong; Jian-Huan Yang, and Rong-Feng Cui 2010. A NEW SPECIES OF GONIUROSAURUS (SQUAMATA: EUBLEPHARIDAE) FROM YINGDE, GUANGDONG PROVINCE, CHINA. Herpetologica 66 (2): 229 - [get paper here](#)
- Wang, Ying-Yong; Meng-Jie Jin, Yu-Long Li, and L. Lee Grismer 2014. Description of a New Species of Goniurosaurus (Squamata: Eublepharidae) from the Guangdong Province, China, Based on Molecular and Morphological Data. Herpetologica 70 (3): 309-322. - [get paper here](#)
- Ziegler, T.; Truong, N.Q.; Schmitz, A.; Stenke, R. & Rösler, H. 2008. A new species of Goniurosaurus from Cat Ba Island, Hai Phong, northern Vietnam (Squamata: Eublepharidae). Zootaxa 1771: 16-30 - [get paper here](#)

External
links

- [Google images](#)

Is it interesting? Share with others:



Tweet

As link to this species use

URL address:

<https://reptile-database.reptarium.cz/species?genus=Goniurosaurus&species=sengokui>

without field 'search_param'. Field 'search_param' is used for browsing search result.

[Please submit feedback about this entry to the curator](#)

This database is maintained by Peter Uetz (database content) and Jakob Hallermann, Zoological Museum Hamburg (new species and updates).

Web pages and scripting Jiri Hosek



Goniurosaurus sinensis ZHOU, PENG, HOU & YUAN, 2019

iNaturalist

[Add your own observation of *Goniurosaurus sinensis* »](#)

We have no photos, try to find some by Google images search: [Google](#)

Higher Taxa Eublepharidae, Gekkota, Sauria, Squamata (lizards: geckos)

Subspecies

Common

Names

Synonym *Goniurosaurus sinensis* ZHOU, PENG, HOU & YUAN 2019
China (Hainan)

Distribution Type locality: somewhere in the central and western mountains of Hainan Island, China.

Reproduction

Types Holotype: BL-RBZ (presumably, text is in Chinese); paratypes: BL-RBZ.
Goniurosaurus sinensis' main identification features are as following: (1) the anorectal distance is between 98.64 to 105.7 mm; (2) they have 8 scales around the nostrils; (3) 1 scale between the two nostrils; (4) there are 50-57 scales on the edge of the *Goniurosaurus sinensis* eyelids; (5) it has 115-123 scales in the middle of the body; (6) there are 11—12 scales on the back; (7) in the upper part of the male cloaca, there are 23—27 scales; (8) claws are wrapped in four scales; (9) the colour on the back of the adult *Goniurosaurus sinensis* is brown with irregular black-brown spots, mottled marked. There are 4 yellow stripes with black edges on the front and back of their bodies. One is on the back of the head, slightly curved to the sides extending forward along the head to the eyes; one is behind the shoulders, another is in the middle of the body and the last one is behind the tail group; (10) there are golden spots on the sides of the femur of the *Goniurosaurus sinensis*, of which extend all the way to the knees; (11) the eggs of the *Goniurosaurus sinensis* are bigger and heavier than other *Goniurosaurus hainanensis* (length: 27.17 mm, width: 14.34 mm, weight 2.20 g, n=2).

Diagnosis

Synonymy: this species may be synonymous with *G. kwanghua*.

Comment

The description is in Chinese, hence we provide only data from the abstract of the paper and some figure legends.

References

- ZHOU Runbang; PENG Xiaopeng; HOU Mian; YUAN Fei 2019. A new species of genus *Goniurosaurus* - *G. Sinensis* [in Chinese]. *Journal of Shihezi University (Natural Science)* 37 (5): 549-556

External links

- [Google images](#)

Is it interesting? Share with others:



Tweet

As link to this species use

URL address:

<https://reptile-database.reptarium.cz/species?genus=Goniurosaurus&species=sinensis>

without field 'search_param'. Field 'search_param' is used for browsing search result.

[Please submit feedback about this entry to the curator](#)

This database is maintained by Peter Uetz (database content) and Jakob Hallermann, Zoological Museum Hamburg (new species and updates).

Web pages and scripting Jiri Hosek



Goniurosaurus splendens (NAKAMURA & UÉNO, 1959)

iNaturalist



[Add your own observation of *Goniurosaurus splendens* »](#)

Find more photos by Google images search: [Google](#)

Higher Taxa Eublepharidae, Gekkota, Sauria, Squamata (lizards: geckos)

Subspecies

Common

Names

Synonym

Eublepharis splendens NAKAMURA & UÉNO 1959: 47
 Eublepharis kuroiwae splendens — NAKAMURA & UANO 1963
 Amamisaurus splendens — BÖRNER 1981
 Goniurosaurus kuroiwae splendens — GRISMER 1988
 Goniurosaurus kuroiwae splendens — OTA 1989
 Goniurosaurus kuroiwae splendens — RÖSLER 1995: 65
 Goniurosaurus kuroiwae splendens — KAVERKIN 1999
 Goniurosaurus splendens — DICKHOFF 2004
 Goniurosaurus splendens — SEUFER et al. 2005
 Goniurosaurus splendens — ZIEGLER et al. 2008

Japan (Tokunoshima)

Distribution

Type locality: a limestone cave called “Jinde-gumui”, Kametsu, Tokunoshima, Ryukyu Archipelago.

Reproduction oviparous

Types

Holotype: KUZ (Zoological Institute, Kyoto University)

Diagnosis

Comment

This species is endangered.

References

- Börner, ACHIM RÜDIGER 1981. The genera of Asian eublepharine geckos and a hypothesis on their phylogeny. *Miscellaneous Articles in Saurology* 9: (1), 1-14 [privately printed], Cologne
- Dickhoff, A. 2004. Ein Tiger im Terrarium - Haltung und Nachzucht von *Goniurosaurus araneus* (GRISMER, VIETS & BOYLE 1999). *Draco* 5 (18): 76-81 - [get paper here](#)
- Grismer, L. Lee 2002. *Goniurosaurus*: Ancient Gekkos of the Far East. *Gekko* 3 (1): 22-28
- Janssen, Jordi & Chris R. Shepherd 2019. Trade in Endangered and Critically Endangered Japanese Herpetofauna Endemic to The Nansei Islands Warrants Increased Protection. *Current Herpetology* Feb 2019 Vol. 38, No. 1: 99-109 - [get paper here](#)
- Kaverkin, Y. 2000. Eublepharoid Geckos der Gattung *Goniurosaurus* BARBOUR, 1908 - Haltung und Zucht im Terrarium. *Sauria* 22 (4): 17-22 - [get paper here](#)
- Kaverkin, Yuri 1999. Tokage Modoki, Those Wonderful Geckos of the Ryuku Archipelago. *Gekko* 1 (1): 42-46
- Kurita T, Honda M, Toda M. 2017. Species delimitation and biogeography of the Ryukyu ground geckos, *Goniurosaurus kuroiuae* ssp. (Squamata: Eublepharidae), by use of mitochondrial and nuclear DNA analyses. *J Zool Syst Evol Res.* 2017;00:1–14 - [get paper here](#)
- Nakamura, K., and S. I. Uéno. 1959. The geckos found in the limestone caves of the Ryu-Kyu Islands. *Memoirs of the College of Science, University of Kyoto*, 26:45-52
- Ota, Hidetoshi 1989. A review of the geckos (Lacertilia: Reptilia) of the Ryukyu Archipelago and Taiwan. in: Matsui et al., eds; *Current Herpetology in East Asia: Proceedings of the Second Japan-China Herpetological Symposium Kyoto, July 1988*: 222-261 - [get paper here](#)
- Rösler, Herbert 1995. *Geckos der Welt - Alle Gattungen*. Urania, Leipzig, 256 pp.
- Seufer, H.; Y. Kaverkin & A. Kirschner (eds.) 2005. *Die Lidgeckos*. Kirschner und Seufer Verlag, 238 pp.
- Wang, Ying-Yong; Jian-Huan Yang, and L. Lee Grismer 2013. A New Species of *Goniurosaurus* (Squamata: Eublepharidae) from Libo, Guizhou Province, China. *Herpetologica* 69 (2): 214-226. - [get paper here](#)
- Wang, Ying-Yong; Jian-Huan Yang, and Rong-Feng Cui 2010. A NEW SPECIES OF GONIUROSAURUS (SQUAMATA: EUBLEPHARIDAE) FROM YINGDE, GUANGDONG PROVINCE, CHINA. *Herpetologica* 66 (2): 229 - [get paper here](#)

- Ziegler, T.; Truong, N.Q.; Schmitz, A.; Stenke, R. & Rösler, H. 2008. A new species of Goniurosaurus from Cat Ba Island, Hai Phong, northern Vietnam (Squamata: Eublepharidae). Zootaxa 1771: 16–30 - [get paper here](#)

External links

- [IUCN Red List](#)
- [National Center for Biotechnology Information](#)
- [Google images](#)
- [Profile of Goniurosaurus splendens on Reptarium](#)

Is it interesting? Share with others:



Tweet

As link to this species use

URL address:

<https://reptile-database.reptarium.cz/species?genus=Goniurosaurus&species=splendens>

without field 'search_param'. Field 'search_param' is used for browsing search result.

[Please submit feedback about this entry to the curator](#)

This database is maintained by Peter Uetz (database content) and Jakob Hallermann, Zoological Museum Hamburg (new species and updates).

Web pages and scripting Jiri Hosek



Goniurosaurus toyamai GRISMER, OTA & TANAKA, 1994

iNaturalist

[Add your own observation of *Goniurosaurus toyamai* »](#)

We have no photos, try to find some by Google images search: [Google](#)

Higher Taxa Eublepharidae, Gekkota, Sauria, Squamata (lizards: geckos)

Subspecies

Common

Names

E: Iheyajima Leopard Gecko

Goniurosaurus kuroiwae toyamai GRISMER, OTA & TANAKA 1994

Goniurosaurus kuroiwae orientalis — OTA 1989: 230 (part.)

Goniurosaurus kuroiwae toyamai GRISMER et al. 1994

Synonym

Goniurosaurus toyamai — DICKHOFF 2004

Goniurosaurus toyamai — SEUFER et al. 2005

Goniurosaurus toyamai — ZIEGLER et al. 2008

Goniurosaurus toyamai — KURITA et al. 2017

Japan (Iheyajima)

Distribution

Type locality: Iheyajima island, Okinawa, Japan

Reproduction oviparous

Types

Holotype: KUZ 9983

Diagnosis

This species is critically endangered.

Comment

Abundance: only known from the type locality (Meiri et al. 2017).

References

- Aizawa, Masaya 2021. Heimlich, still und schön - Okinawa-Krallengeckos. DATZ 2021 (5): 14-23
- Beolens, Bo; Michael Watkins, and Michael Grayson 2011. The Eponym Dictionary of Reptiles. Johns Hopkins University Press, Baltimore, USA - [get paper here](#)
- Dickhoff, A. 2004. Ein Tiger im Terrarium - Haltung und Nachzucht von

Goniurosaurus araneus (GRISMER, VIETS & BOYLE 1999). Draco 5 (18): 76-81 - [get paper here](#)

- Grismer L L. Ota H. Tanaka S. 1994. Phylogeny, classification, and biogeography of Goniurosaurus kuroiwaie (Squamata: Eublepharidae) from the Ryukyu Archipelago, Japan, with description of a new subspecies. Zoological Science (TOKYO) 11 (2): 319-335 - [get paper here](#)
- Grismer, L. Lee 2002. Goniurosaurus: Ancient Gekkos of the Far East. Gekko 3 (1): 22-28
- Janssen, Jordi & Chris R. Shepherd 2019. Trade in Endangered and Critically Endangered Japanese Herpetofauna Endemic to The Nansei Islands Warrants Increased Protection. Current Herpetology Feb 2019 Vol. 38, No. 1: 99-109 - [get paper here](#)
- Kurita T, Honda M, Toda M. 2017. Species delimitation and biogeography of the Ryukyu ground geckos, Goniurosaurus kuroiwaie ssp. (Squamata: Eublepharidae), by use of mitochondrial and nuclear DNA analyses. J Zool Syst Evol Res. 2017;00:1-14 - [get paper here](#)
- Meiri, Shai; Aaron M. Bauer, Allen Allison, Fernando Castro-Herrera, Laurent Chirio, Guarino Colli, Indraneil Das, Tiffany M. Doan, Frank Glaw, Lee L. Grismer, Marinus Hoogmoed, Fred Kraus, Matthew LeBreton, Danny Meirte, Zoltán T. Nagy, Cristiano d 2017. Extinct, obscure or imaginary: the lizard species with the smallest ranges. Diversity and Distributions - [get paper here](#)
- Ota, Hidetoshi 1989. A review of the geckos (Lacertilia: Reptilia) of the Ryukyu Archipelago and Taiwan. in: Matsui et al., eds; Current Herpetology in East Asia: Proceedings of the Second Japan-China Herpetological Symposium Kyoto, July 1988: 222-261 - [get paper here](#)
- Prival, D. 2002. Five days in Chiapas (or why I will never be invited to go herping in Chiapas ever again). Sonoran Herpetologist 15 (8):86-88. - [get paper here](#)
- Seufer, H.; Y. Kaverkin & A. Kirschner (eds.) 2005. Die Lidgeckos. Kirschner und Seufer Verlag, 238 pp.
- Wang, Ying-Yong; Jian-Huan Yang, and L. Lee Grismer 2013. A New Species of Goniurosaurus (Squamata: Eublepharidae) from Libo, Guizhou Province, China. Herpetologica 69 (2): 214-226. - [get paper here](#)
- Wang, Ying-Yong; Jian-Huan Yang, and Rong-Feng Cui 2010. A NEW SPECIES OF GONIUROSAURUS (SQUAMATA: EUBLEPHARIDAE) FROM YINGDE, GUANGDONG PROVINCE, CHINA. Herpetologica 66 (2): 229 - [get paper here](#)
- Ziegler, T.; Truong, N.Q.; Schmitz, A.; Stenke, R. & Rösler, H. 2008. A new species of Goniurosaurus from Cat Ba Island, Hai Phong, northern Vietnam (Squamata: Eublepharidae). Zootaxa 1771: 16-30 - [get paper here](#)

External links

- [IUCN Red List](#)
- [National Center for Biotechnology Information](#)
- [Google images](#)



Goniurosaurus varius QI, GRISMER, LYU, ZHANG, LI & WANG, 2020

iNaturalist

Can you confirm these amateur observations of *Goniurosaurus varius*?



[Add your own observation of *Goniurosaurus varius* »](#)

Find more photos by Google images search: [Google](#)

Higher Taxa Eublepharidae, Gekkota, Sauria, Squamata (lizards: geckos)

Subspecies

Common E: Nanling Leopard Gecko]

Names Chinese: 南岭睑虎

Synonym *Goniurosaurus varius* QI, GRISMER, LYU, ZHANG, LI & WANG 2020
China (N Guangdong: Nanling National Nature Reserve)

Distribution Type locality: Nanling National Nature Reserve (ca 560 m a.s.l.), Chengjia Yao Ethnic Township, Yangshan County, Guangdong Province, China.

Reproduction

Types Holotype. SYS ro02333, adult male (Fig. 7), collected by Liang Zhang on 20 September 2019. Paratypes. One adult male (SYS ro02331) and three adult females (SYS ro02330, SYS ro02362–2363), collected by Zhi-Ren Zhang, Yu Zhang, and Peng Cen on 6 August 2018, from Nanling National Nature Reserve, Chengjia Yao

Ethnic Township at elevations between 180 and 560 m.

Diagnosis. *Goniurosaurus varius* sp. nov. can be distinguished from all other congeners by the combination of the following characters: (1) adult body size moderate, measuring 81.5–86.3 mm in SVL; (2) nasal scales surrounding nares 7–9; (4) internasal usually single, rarely two; (5) eyelid fringe scales 50–56; (6) granular scales of the upper eyelids similar in size to those on the top of the head; (7) scales around midbody 101–110; (8) dorsal tubercle rows at midbody 21–24; (9) paravertebral tubercles between limb insertions 27–29; (10) claws sheathed by four scales, dorsal scale small, two lateral scales short and shell-shaped; (11) axillary pockets deep; (12) presence of ten preloacal pores in males, and absent in females; (13) dorsal ground color of head, body, and limbs in adults reddish brown, mottled with varied spots and stripes; (14) nuchal loop usually incomplete, if complete, posteriorly rounded; (15) presence of four thin dorsal body bands with dark spots, bordered with black anteriorly and posteriorly, sometime last two bands indistinct; (16) usually presence of a longitudinal light colored vertebral stripe on the trunk of body; (17) light pink beneath, with dark brown lateral spots; (18) iris orange-red.

Comparisons. *Goniurosaurus varius* sp. nov. is most similar to *G. yingdeensis* and *G. zhelongi*, two closely related species from north Guangdong Province, but it differs from them by following characters: paravertebral tubercles between limb insertions 27–29 (25–26 in *G. yingdeensis*, 28–33 in *G. zhelongi*); dorsal tubercle rows at midbody 21–24 (vs. 25–27 in *G. yingdeensis*, 23–28 in *G. zhelongi*); trunk of body usually with a longitudinal light colored vertebral stripe (vs. absent in *G. yingdeensis* and *G. zhelongi*); nuchal loop and body bands with black spots (vs. without black spots in *G. yingdeensis* and *G. zhelongi*); iris orange-red (vs. iris gray, becoming orange near pupil in *G. yingdeensis*, iris gray-white, tinged with orange in *G. zhelongi*). Additional comparisons of morphological characteristics with *G. yingdeensis* and *G. zhelongi* are provided in Figures 8, 9.

Diagnosis

Coloration in life. Dorsal ground color of head, neck, body, and limbs reddish brown, mottled with indistinct faint dark brown-colored markings, scattered with densely light yellow tubercles and a few dark brown and reddish brown tubercles; nuchal loop incomplete, just from posterior corner of eyes to the temporal region, dirty yellow; four narrow body bands between the nuchal loop and the caudal constriction, fourth band inserting into the dorsal thigh, bands dirty yellow, with dark spots, edged in dark-brown anteriorly and posteriorly; a longitudinal light colored vertebral stripe between third and fourth bands; supralabials and infralabials grayish brown; pupils vertical and black; iris orange-red; dorsal surface of limbs deep reddish brown with dirty yellow tubercles and indistinct dark spots; chin, throat, thorax, and ventral surfaces of body pink, tinged brownish, with dark-brown lateral spots; ventral surface of limbs pink, tinged brownish, with dark-brown spots; digits gray; ground color of the regenerated tail dark-brown, one original white band on the bases of tail, followed by irregularly shaped white markings. The body color becomes darker after capture.

Coloration in juvenile. Dorsal ground color of head, neck, body, and limbs dark-orange, mottled with indistinct faint dark-brown-colored markings, scattered with dense light yellow tubercles and a few dark-brown tubercles; nuchal loop from posterior corner of the mouth to the back of head, light yellow; four narrow body

bands between the nuchal loop and the caudal constriction, fourth band inserting into the dorsal thigh, band color light yellow with dark spots, edged in dark-brown anteriorly and posteriorly (but not laterally); supralabials and infralabials grayish brown; pupils vertical and black; iris orange-red; dorsal surface of limbs dark orange with orange tubercles and indistinct dark spots; chin, throat, thorax, and ventral surfaces of body pink; ventral surface of limbs pink with dark-brown spots; digits gray; tail black-grey bearing white caudal bands encircling tail.

Comment

Etymology

The specific name *varius* means varied or diverse in Latin and refers to its variable dorsal color pattern.

References

- Qi S, Grismer LL, Lyu Z-T, Zhang L, Li P-P, Wang Y-Y 2020. A definition of the *Goniurosaurus yingdeensis* group (Squamata, Eublepharidae) with the description of a new species. *ZooKeys* 986: 127-155 - [get paper here](#)

External links

- [National Center for Biotechnology Information](#)
- <http://zoobank.org/ABAA0D97-CBDF-4E39-9B20-5D56055F9E74>
- [Google images](#)

Is it interesting? Share with others:



Tweet

As link to this species use

URL address:

<https://reptile-database.reptarium.cz/species?genus=Goniurosaurus&species=varius>

without field 'search_param'. Field 'search_param' is used for browsing search result.

[Please submit feedback about this entry to the curator](#)

This database is maintained by Peter Uetz (database content) and Jakob Hallermann, Zoological Museum Hamburg (new species and updates).

Web pages and scripting Jiri Hosek



Goniurosaurus yamashinae (OKADA, 1936)

iNaturalist

Can you confirm these amateur observations of *Goniurosaurus yamashinae*?



[Add your own observation of *Goniurosaurus yamashinae* »](#)

We have no photos, try to find some by Google images search: [Google](#)

Higher Taxa Eublepharidae, Gekkota, Sauria, Squamata (lizards: geckos)

Subspecies

Common Names E: Yamashina's Leopard Gecko

Synonym Gymnodactylus yamashinae OKADA 1936
 Amamisaurus kuroiwae yamashinae — BÖRNER 1981: 5
 Goniurosaurus kuroiwae yamashinae — GRISMER 1988
 Goniurosaurus kuroiwae yamashinae — GRISMER et al. 1994
 Goniurosaurus yamashinae — DICKHOFF 2004
 Goniurosaurus yamashinae — SEUFER et al. 2005
 Goniurosaurus yamashinae — ZIEGLER et al. 2008
 Goniurosaurus yamashinae — KURITA et al. 2017
 Japan (Kumejima)

Distribution Type locality: Kumejima Island, Okinawa group.

Reproduction oviparous

Types Holotype: lost (destroyed during WWII, fide L. Grismer, 17 Nov 2014, pers. comm.)

Diagnosis

Comment Synonymy: this species was listed as a synonym of Eublepharis kuroiwae orientalis by WERMUTH 1965: 29, citing NAKAMURA & UÉNO 1963.

Conservation: This species is endangered.

Etymology Named after Marquis Yoshimaro Yamashina “who dispatched the present expedition” (OKADA 1936).

- Aizawa, Masaya 2021. Heimlich, still und schön - Okinawa-Krallengeckos. DATZ 2021 (5): 14-23
- Börner, ACHIM RÜDIGER 1981. The genera of Asian eublepharine geckos and a hypothesis on their phylogeny. Miscellaneous Articles in Saurology 9: (1), 1-14 [privately printed], Cologne
- Dickhoff, A. 2004. Ein Tiger im Terrarium - Haltung und Nachzucht von Goniurosaurus araneus (GRISMER, VIETS & BOYLE 1999). Draco 5 (18): 76-81 - [get paper here](#)
- Grismer L L. Ota H. Tanaka S. 1994. Phylogeny, classification, and biogeography of Goniurosaurus kuroiwae (Squamata: Eublepharidae) from the Ryukyu Archipelago, Japan, with description of a new subspecies. Zoological Science (TOKYO) 11 (2): 319-335 - [get paper here](#)
- Grismer, L. Lee 2002. Goniurosaurus: Ancient Gekkos of the Far East. Gekko 3 (1): 22-28
- Grismer, L.L. 1997. Eublepharid Geckos - Living Relics of Gekkotan Evolution. Fauna 1 (1): 26-33
- Janssen, Jordi & Chris R. Shepherd 2019. Trade in Endangered and Critically Endangered Japanese Herpetofauna Endemic to The Nansei Islands Warrants Increased Protection. Current Herpetology Feb 2019 Vol. 38, No. 1: 99-109 - [get paper here](#)
- Kurita T, Honda M, Toda M. 2017. Species delimitation and biogeography of the Ryukyu ground geckos, Goniurosaurus kuroiwae ssp. (Squamata: Eublepharidae), by use of mitochondrial and nuclear DNA analyses. J Zool Syst Evol Res. 2017;00:1-14 - [get paper here](#)
- Okada, Y. 1936. A new cave-gecko, Gymnodactylus yamashinae from Kumejima, Okinawa group. Proceedings of the Imperial Academy [of Japan], 12:53-54. - [get paper here](#)
- Seufer, H.; Y. Kaverkin & A. Kirschner (eds.) 2005. Die Lidgeckos. Kirschner und Seufer Verlag, 238 pp.
- Wang, Ying-Yong; Jian-Huan Yang, and L. Lee Grismer 2013. A New Species of Goniurosaurus (Squamata: Eublepharidae) from Libo, Guizhou Province, China. Herpetologica 69 (2): 214-226. - [get paper here](#)
- Wang, Ying-Yong; Jian-Huan Yang, and Rong-Feng Cui 2010. A NEW SPECIES OF GONIUROSAURUS (SQUAMATA: EUBLEPHARIDAE) FROM YINGDE, GUANGDONG PROVINCE, CHINA. Herpetologica 66 (2): 229 - [get paper here](#)
- Ziegler, T.; Truong, N.Q.; Schmitz, A.; Stenke, R. & Rösler, H. 2008. A new species of Goniurosaurus from Cat Ba Island, Hai Phong, northern Vietnam (Squamata: Eublepharidae). Zootaxa 1771: 16-30 - [get paper here](#)

References

- [IUCN Red List](#)
- [National Center for Biotechnology Information](#)
- [Google images](#)
- [Profile of Goniurosaurus yamashinae on Reptarium](#)

External links



Goniurosaurus yingdeensis WANG, YANG & CUI, 2010



iNaturalist

Can you confirm these amateur observations of *Goniurosaurus yingdeensis*?



[Add your own observation of *Goniurosaurus yingdeensis* »](#)

Find more photos by Google images search: [Google](#)

Higher Taxa Eublepharidae, Gekkota, Sauria, Squamata (lizards: geckos)

Subspecies

Common E: Yingde Leopard Gecko

Names Chinese: 英德睑虎

Synonym *Goniurosaurus yingdeensis* WANG, YANG & CUI 2010

Goniurosaurus yingdeensis — QI et al. 2020

China (Guangdong)

Distribution Type locality: in a valley with a stream (113° 18' 21.22" E, 24° 24' 20.5" N; 137 m elevation) at a distance of 200 m from Guoshanyao Village, Yingde, Guangdong Province, China

Reproduction

- Holotype: SYS r000504, adult male (Figs. 1A and 2), collected by J-HY and Qing Du on 16 May 2009.
- Types** Paratopotypes. Five specimens from the same locality as holotype: SYSr000501 (Fig. 1D) and SYSr000502 (Fig. 1E), adult male, collected by J-HY and Sheng Zheng on 9 May 2009; SYSr000503, adult male, collected by J-HY and Qing Du on 16 May 2009; SYSr000535, adult female; and SYSr000536, juvenile female, collected by J-HY and Sheng Zheng on 28 June 2009.
- Diagnosis** Diagnosis. A *Goniurosaurus*, characterized by the combination of the following characters: (1) TaL and SVL almost equal in adult with original tail, TaL significantly shorter than SVL in individuals with regenerated tail; (2) 10–13 preloacal pores only in a transverse continuous ventral series; femoral pores absent; (3) deep axillary pockets present; (4) the base of claws being sheathed by four scales, two lateral scales of claw short conchoidal; (5) thin, cream colored, posteriorly rounded nuchal loop; (6) five thin, cream colored, and immaculate body bands between the nuchal loop and the caudal constriction; (7) region posterior to vent greatly swollen in males, slightly swollen in females; (8) chin, throat, thorax, and ventral surfaces of limbs white, dark brown spots present, ventral surfaces of body dull white, interspersed with dark brown scales, dark brown lateral spots on belly; (9) anterior caudal bands complete, posterior caudal bands incomplete; regenerated tail with white irregular stripes; and (10) iris gray, becoming orange near pupil (Fig. 3 in WANG et al. 2010). *Goniurosaurus yingdeensis* sp. n. can be differentiated from all other congeners by having 10–13 preloacal pores as opposed to 16–21 in *G. catbaensis*, 18–22 in *G. araneus*, 21–31 in *G. lichtenfelderi*, 23–29 in *G. luii*, 25–28 in *G. huuliensis*, 26–32 in *G. hainanensis*, 37–46 in *G. bawanglingensis*, lacking preloacal pores in *G. kuroiwae* group (*G. kuroiwae*, *G. yamashinae*, *G. splendens*, *G. orientalis*, and *G. toyamai*); five body bands between the nuchal loop and the caudal constriction as opposed to three (or four) in all other species that have body bands; base of claws sheathed by scales, two lateral scales of claw short conchoidal as opposed to claws sheathed by scales, two lateral scales long, narrow and curved in *G. catbaensis*, *G. huuliensis*, *G. bawanglingensis*, *G. luii*, *G. araneus*, *G. hainanensis*, *G. lichtenfelderi*, unshathed claws in *G. kuroiwae* group. The new species further differs from other *Goniurosaurus* as follows (also see Table 1). *Goniurosaurus yingdeensis* sp. n. differs from *G. huuliensis* in having SVL 75.9–95.6 mm (vs. 108.72–117.34 mm in *G. huuliensis*); granular scales surrounding dorsal tubercles (GST) 9–11 (vs. 12–13 in *G. huuliensis*), and eyelid fringe scales (CIL) 49–57 (vs. 41–44 in *G. huuliensis*). *Goniurosaurus yingdeensis* sp. n. differs from *G. luii* in the narrow white caudal bands (eight or fewer transverse caudal scale rows) as opposed to wide (10 or more scale rows) white caudal bands; supralabials eight to nine (8.9 6 0.3) as opposed to 9–12 (9.5 6 0.55); and infralabials eight to nine (8.3 6 0.8) as opposed to 9–11 (10.0 6 0.63). *Goniurosaurus yingdeensis* sp. n. differs from *G. araneus* in possessing enlarged tubercles of supraorbital as opposed to absent; dorsal body scales granular as opposed to elongated; and narrow white caudal bands as opposed to wide bands. *Goniurosaurus yingdeensis* sp. n. differs from *G. bawanglingensis* in body bands being immaculate as opposed to having dark spots; infralabials/sublabials cream colored with dark mottling as opposed to immaculate; and enlarged tubercles of supraorbital present as opposed to absent. *Goniurosaurus yingdeensis* sp. n. differs from *G. catbaensis* in nuchal loop rounded posteriorly as opposed to posteriorly protracted; lateral spots on belly present as opposed to absent; and postrostrals (or internasals) two to three (2.5 6 0.5) as opposed to absent. *Goniurosaurus yingdeensis*

sp. n. differs from the *G. lichtenfelderi* group in that rows of enlarged supraorbital tubercles present as opposed to absent; infralabials/sublabials cream colored with dark mottlings as opposed to unicolor brown; white caudal bands narrow as opposed to wide; faint white mottlings in caudal bands interspaces present as opposed to absent; lateral spots on belly present as opposed to absent. It further differs from *G. hainanensis* in possessing deep axillary pockets as opposed to being absent.

Goniurosaurus yingdeensis sp. n. differs from the *G. kuroiwae* group (*G. kuroiwae*, *G. yamashinae*, *G. splendens*, *G. orientalis*, and *G. toyamai*) in having rows of enlarged supraorbital tubercles present possessing deep axillary pockets; and infralabials/sublabials cream colored with dark mottlings; lateral spots on belly present [from WANG et al. 2010].

Comparison. The *Goniurosaurus yingdeensis* group can be distinguished from the three other known species groups by the base of claws being sheathed by four scales, two lateral scales of claw short and shell-shaped vs. claws sheathed by four scales, two lateral scales of claw long, curved in *G. lichtenfelderi* group and *G. luii* group, and not sheathed by four scales in *G. kuroiwae* group; precloacal pores less than 15 in males vs. 17–46 in *G. lichtenfelderi* group (37–46 in *G. bawanglingensis*, 24–32 in *G. hainanensis*, 17–32 in *G. lichtenfelderi*, 36–38 in *G. zhoui*), 16–33 in *G. luii* group (18–22 in *G. araneus*, 16–21 in *G. catbaensis*, 25–28 in *G. huuliensis*, 26–28 in *G. kadoorieorum*, 31–33 in *G. kwangsiensis*, 23–28 in *G. liboensis*, 23–29 in *G. luii*) and absent in *G. kuroiwae* group (Qi et al 2020).

Comment Abundance: only known from its original description (Meiri et al. 2017).

Etymology The specific name derived from the type locality, Yingde, China.

References

- Chen, Tian-Bo; Yuan-Jun Meng, Ke Jiang,, Pi-Peng Li, Bo-Hao Wen, Wenhua Lu, James Lazell, and Mian Hou 2014. New Record of the Leopard Gecko *Goniurosaurus araneus* (Squamata: Eublepharidae) for China and habitat partitioning between geographically and Phylogenetically Close Leopard Geckos. *IRCF Reptiles & Amphibians* 21 (1): 16–27
- EINSFELDER, L. 2016. Haltung und Nachzucht von *Goniurosaurus yingdeensis* (Sauria: Gekkota: Eublepharidae) im Terrarium. *Sauria* 38 (4): 19-26 - [get paper here](#)
- Meiri, Shai; Aaron M. Bauer, Allen Allison, Fernando Castro-Herrera, Laurent Chirio, Guarino Colli, Indraneil Das, Tiffany M. Doan, Frank Glaw, Lee L. Grismer, Marinus Hoogmoed, Fred Kraus, Matthew LeBreton, Danny Meirte, Zoltán T. Nagy, Cristiano d 2017. Extinct, obscure or imaginary: the lizard species with the smallest ranges. *Diversity and Distributions* - [get paper here](#)
- Qi S, Grismer LL, Lyu Z-T, Zhang L, Li P-P, Wang Y-Y 2020. A definition of the *Goniurosaurus yingdeensis* group (Squamata, Eublepharidae) with the description of a new species. *ZooKeys* 986: 127-155 - [get paper here](#)
- Wang, Kai; Jinlong Ren, Hongman Chen, Zhitong Lyu, Xianguang Guo Ke Jiang, Jinmin Chen, Jiatang Li, Peng Guo, Yingyong Wang, Jing Che 2020. The updated checklists of amphibians and reptiles of China. *Biodiversity Science* 28 (2): 189-218 - [get paper here](#)
- Wang, Ying-Yong; Jian-Huan Yang, and L. Lee Grismer 2013. A New Species of *Goniurosaurus* (Squamata: Eublepharidae) from Libo, Guizhou Province, China. *Herpetologica* 69 (2): 214-226. - [get paper here](#)
- Wang, Ying-Yong; Jian-Huan Yang, and Rong-Feng Cui 2010. A NEW

SPECIES OF GONIUROSAURUS (SQUAMATA: EUBLEPHARIDAE) FROM YINGDE, GUANGDONG PROVINCE, CHINA. Herpetologica 66 (2): 229 - [get paper here](#)

- Wang, Ying-Yong; Meng-Jie Jin, Yu-Long Li, and L. Lee Grismer 2014. Description of a New Species of Goniurosaurus (Squamata: Eublepharidae) from the Guangdong Province, China, Based on Molecular and Morphological Data. Herpetologica 70 (3): 309-322. - [get paper here](#)

External
links

- [IUCN Red List](#)
- [National Center for Biotechnology Information](#)
- [Google images](#)

Is it interesting? Share with others:



Tweet

As link to this species use

URL address:

<https://reptile-database.reptarium.cz/species?genus=Goniurosaurus&species=yingdeensis>

without field 'search_param'. Field 'search_param' is used for browsing search result.

[Please submit feedback about this entry to the curator](#)

This database is maintained by Peter Uetz (database content) and Jakob Hallermann, Zoological Museum Hamburg (new species and updates).

Web pages and scripting Jiri Hosek



Goniurosaurus zhelongi WANG, JIN, LI & GRISMER, 2014



iNaturalist

Can you confirm these amateur observations of *Goniurosaurus zhelongi*?



[Add your own observation of *Goniurosaurus zhelongi* »](#)

Find more photos by Google images search: [Google](#)

Higher Taxa Eublepharidae, Gekkota, Sauria, Squamata (lizards: geckos)

Subspecies

Common E: Zhe-long's Leopard Gecko

Names Chinese: 蒲氏睑虎 (Pu Shi Jian Hu)

Synonym *Goniurosaurus zhelongi* WANG, JIN, LI & GRISMER 2014

Goniurosaurus zhelongi – QI et al. 2020

China (Guangdong)

Distribution Type locality: 24°24'45.8"N, 113°06'19.94"E, 184 m above sealevel; datum 1/4 WGS84) from the Shimentai Nature Reserve, Yingde City, Guangdong Province, China

Reproduction

Types

Holotype: SYS 000770, adult male (Figs. 2a, 3a), collected by R.L. Li (hereinafter RLL) and J.H. Yang (hereinafter JHY) on 9 October 2012. Paratypes: Four specimens, bearing same data as the holotype. Three adult females: SYS 000551, collected by RLL and T.D. Zhang on 26 October 2011; SYS 000765 (Fig. 2b), collected by RLL and JHY on 20 September 2012; SYS 000766 (Figs. 3b–e), collected by RLL and J.M. Zhang on 20 September 2012; and one adult male, SYS 000816 (Fig. 3f), collected by YYW and YLL on 25 April 2013.

Diagnosis: *Goniurosaurus zhelongi* sp. nov. can be distinguished from all other congeners by the combination of the following characters: (1) medium size, measuring 86.0–93.4 mm in SVL in adults; (2) body and limbs slender; (3) tail short, 0.85 times as long as SVL; (4) dorsal ground color of head, body, and limbs of adults brownish-black; (5) nuchal loop rounded posteriorly, dorsal body bands between limb insertions four, thin, edged in black anteriorly and posteriorly; (6) chin, throat, thorax, ventral surfaces of body white, brownish-tinged, with dark brown lateral spots; (7) iris gray-white, tinged with orange; (8) nasal scales surrounding nares 6–8; (9) internasal usually single, rarely two; (10) eyelid fringe scales 45–52; (11) granular scales of the upper eyelids similar in size to those on the top of the head; (12) a row of slightly enlarged supraorbital tubercles present; (13) scales around midbody 105–109; (14) dorsal tubercle rows at midbody 26–28; (15) para-vertebral tubercles between limb insertions 28–33; (16) claws sheathed by four scales, two lateral scales short and shell-shaped; (17) axillary pockets deep; (18) precloacal pores in males nine and absent in females; (19) ridged occlusal tooth margins.

Diagnosis

Comparisons. Comparative data for *Goniurosaurus zhelongi* sp. nov. and 14 other species of *Goniurosaurus* (Table 4) were obtained from the literature (Grismer et al., 1999, 2002; Orlov et al., 2008; Ziegler et al., 2008; Blair et al., 2009; Wang et al., 2010, 2013). The specimens of *G. yingdeensis*, *G. liboensis*, *G. luii*, *G. hainanensis*, and *G. bawanglingensis* examined are listed in the Appendix.

Goniurosaurus zhelongi sp. nov. is most similar to *G. yingdeensis*, a sympatric species from Yingde City, but they differ from each other by the dorsal ground color of head and body being brownish-black (vs. brown); dorsal surface of neck and body mottled with indistinct faint marking (vs. having distinct light-color dapples); granular scales of upper eyelids similar in size to those on top of head (vs. small granular scales approximately one-half the size of those on top of head); internasal single, rarely two (vs. two or three); nine precloacal pores in males and absent in females (vs. 10–13 in males and females); fewer subdigital lamellae (7–8 on Finger I vs. 8–10, 15–17 on Finger IV vs. 17–21, 7–9 on Toe I vs. 10–12, 17–22 on Toe IV vs. 19–24); dorsal ground color of nape of neck dark orange without black spots in juveniles (vs. orange with black spots in juveniles; Fig. 2c,d).

Goniurosaurus zhelongi sp. nov. can be easily distinguished from the 13 other known species by base of claws being sheathed by four scales, two lateral scales of claw short and shell-shaped (vs. claws sheathed by four scales, two lateral scales of claw long, curved in *G. hainanensis*, *G. liboensis*, *G. luii*, *G. lichtenfelderi*, *G. araneus*, *G. catbaensis*, *G. huuliensis*, and not sheathed by four scales in *G. kuroiwae*, *G. orientalis*, *G. splendens*, *G. toyamai*, and *G. yamashinae*); having nine precloacal pores in the males (vs. 37–46 in *G. bawanglingensis*, 24–32 in *G. hainanensis*, 23–28 in *G. liboensis*, 23–29 in *G. luii*, 17–32 in *G. lichtenfelderi*, 18–22 in *G. araneus*, 16–21 in *G. catbaensis*, 25–28 in *G. huuliensis*, absent in *G. kuroiwae*, *G. orientalis*,

G. splendens, *G. toyamai*, and *G. yamashinae*). The new species differs from the following six congeners by nuchal loop posteriorly rounded (vs. protracted in *G. liboensis*, *G. luii*, *G. catbaensis*, *G. huuliensis*, *G. araneus*, and *G. bawanglingensis*); from the following eight congeners by dorsal surface of body mottled with indistinct faint marking (vs. maculated with dark spots in *G. bawanglingensis*, *G. hainanensis*, *G. liboensis*, *G. luii*, *G. lichtenfelderi*, *G. catbaensis*, and *G. huuliensis*, and immaculate in *G. araneus*); from *G. bawanglingensis*, *G. hainanensis*, and *G. huuliensis* by body bands dirty white, without dark spots.

Diagnosis (revised): (1) medium size, measuring 86.0–93.4 mm in SVL in adults; (2) TaL 0.85 times as long as SVL; (3) nasal scales surrounding nares 6–8; (4) internasal one or two; (5) eyelid fringe scales 42–53; (6) granular scales of the upper eyelids similar in size to those on the top of the head; (7) scales around midbody 99–109; (8) dorsal tubercle rows at midbody 23–28; (9) paravertebral tubercles between limb insertions 28–33; (10) claws sheathed by four scales, two lateral scales short and shell-shaped; (11) axillary pockets deep; (12) 9–12 precloacal pores in males and absent in females; (13) dorsal ground color of head, body, and limbs of adults brownish-black; (14) a thin, cream colored, posteriorly rounded nuchal loop; (15) four thin, cream colored, and immaculate body bands between the nuchal loop and the caudal constriction, edged in black anteriorly and posteriorly; (16) body bands without dark spots; (17) chin, throat, thorax, and ventral surfaces of body white, tinged brownish, with dark brown lateral spots; (18) iris gray-white, tinged with orange (QI et al. 2020: 140).

Comment

Abundance: only known from its original description (Meiri et al. 2017).

Etymology

The specific name *zhelongi* is in honor of an outstanding Chinese taxonomist and biologist, Professor Zhe-Long Pu. His first name, “Zhe-Long,” in Chinese means “dormant dragon,” and *zhelongi* is an adjective in grammatical accord with the gender of *Goniurosaurus*.

References

- Meiri, Shai; Aaron M. Bauer, Allen Allison, Fernando Castro-Herrera, Laurent Chirio, Guarino Colli, Indraneil Das, Tiffany M. Doan, Frank Glaw, Lee L. Grismer, Marinus Hoogmoed, Fred Kraus, Matthew LeBreton, Danny Meirte, Zoltán T. Nagy, Cristiano d 2017. Extinct, obscure or imaginary: the lizard species with the smallest ranges. *Diversity and Distributions* - [get paper here](#)
- Qi S, Grismer LL, Lyu Z-T, Zhang L, Li P-P, Wang Y-Y 2020. A definition of the *Goniurosaurus yingdeensis* group (Squamata, Eublepharidae) with the description of a new species. *ZooKeys* 986: 127-155 - [get paper here](#)
- Wang, Kai; Jinlong Ren, Hongman Chen, Zhitong Lyu, Xianguang Guo Ke Jiang, Jinmin Chen, Jiatang Li, Peng Guo, Yingyong Wang, Jing Che 2020. The updated checklists of amphibians and reptiles of China. *Biodiversity Science* 28 (2): 189-218 - [get paper here](#)
- Wang, Ying-Yong; Meng-Jie Jin, Yu-Long Li, and L. Lee Grismer 2014. Description of a New Species of *Goniurosaurus* (Squamata: Eublepharidae) from the Guangdong Province, China, Based on Molecular and Morphological Data. *Herpetologica* 70 (3): 309-322. - [get paper here](#)



Goniurosaurus zhoui ZHOU, WANG, CHEN & LIANG, 2018

iNaturalist



1/7



[Add your own observation of *Goniurosaurus zhoui* »](#)

Find more photos by Google images search: [Google](#)

Higher Taxa Eublepharidae, Gekkota, Sauria, Squamata (lizards: geckos)

Subspecies

Common E: Zhou's Leopard Gecko

Names Chinese: Zhou Shi Jian Hu

Synonym *Goniurosaurus zhoui* ZHOU, WANG, CHEN & LIANG 2018
China (Hainan)

Distribution Type locality: karst area (at an altitude of 220-300 meters above sea level) in the central area of Hainan Island, China; exact locality withheld for conservation reasons; available to qualified researchers upon request.

Reproduction

Types Holotype: private collection, BL-RBZ-002 (apparently an acronym for Bin Liang and Run-Bang Zhou, two of the authors), an adult male, collected by Run-Bang Zhou on March 18th, 2017.

Paratypes. Four paratypes, including two adult males (BL-RBZ-001, 007) and two adult females (BL-RBZ-003, 008) collected by Run-Bang Zhou from the same locality as the holotype. BL-RBZ-001 was collected on November 28th, 2015; BL-RBZ-003 on March 18th, 2017; BL-RBZ-007, and 008 on April 16th, 2017.

Diagnosis. *Goniurosaurus zhoui* sp. nov. differs from all other congeners by a combination of the following characters: moderate size, SVL (93.41–97.35 mm in adults); light purple-brown dorsal ground color of head, body and limbs in adults and mottled with irregularly shaped dark brown blotches; a posteriorly protracted nuchal loop present on nape, and four faint, purple-gray dorsal body bands with dark spots between the nuchal loop and the caudal constriction, bordered by wide dark bands anteriorly and posteriorly; blurred margins of these body bands and dark spots; dark tubercles in the dark spots within the light-colored body bands are always present; iris brown; eight nasal scales surrounding nares; one internasal; 49–62 eyelid fringe scales; upper eyelid scales similar in size with granular scales on the top of the head; absent of a row of slightly enlarged supraorbital tubercles; eight or nine supralabials, 7–9 infralabials; 130–140 scales around midbody; 19–22 dorsal tubercle rows at midbody; 24–32 paravertebral tubercles between limb insertions; dorsal body tubercles surrounded by 11 granular scales; 36–38 precloacal pores in males and pores absent in females; claws sheathed by four scales, two lateral scales long and curved; two postcloacal tubercles.

Diagnosis

Comparisons. Given the collection locality of the new species, it is likely to be related to other species distributed in Hainan. Thus, morphometric comparison of the undescribed species was mainly conducted with species endemic to Hainan Island and *G. lichtenfelderi* from the nearby continent (although we reviewed the essential characters to distinguish it from other *Goniurosaurus* groups below). We also compared egg features of these taxa. *Goniurosaurus zhoui* sp. nov. lays two eggs per clutch, like its congeners (Kratochvil & Frynta 2006). However, it has larger eggs (length: 22.56 mm, width: 13.15 mm, weight: 2.25 g, n=2; Fig. 1A) compared with the species noted above (*G. hainanensis*: length: 15.97 mm, width: 11.97 mm, weight: 1.28 g, n=2; *G. bawanglingensis*: length: 19.52 mm, width: 10.42 mm, weight: 1.25 g, n=2; *G. lichtenfelderi*: length: 19.98 mm, width: 12.00 mm, weight: 1.57 g, n=8, at Day 1 fide Kratochvil & Frynta 2006).

As to adult morphological traits, *G. zhoui* sp. nov. has a moderate body size, with adult SVL significantly longer than *G. hainanensis* (95.34 versus 80.93 mm, $p < 0.01$, Table 2), but possibly shorter than *G. bawanglingensis* (holotype SVL = 104 mm) and other members of the *G. luii* group. Moreover, the TaL of the new species is also significantly longer than *G. hainanensis* ($p < 0.001$, Table 2). The precloacal pores (PPs) are important traits that typically exist in male eublepharid geckos (Fairbairn et al. 2007). The number of PP varies considerably among *Goniurosaurus* species and is a key trait for species discrimination. The new species has 36–38 PPs (Fig. 2D) — fewer than *G. bawanglingensis* (37–46, $p < 0.01$), but more than *G. hainanensis* (24–31, $p < 0.001$), *G. lichtenfelderi* (21–31, $p < 0.001$) and other *Goniurosaurus* species (Table 2). Indeed, all Hainan *Goniurosaurus* as well as *G. lichtenfelderi* have a greater number of PPs than members of the other groups (members of the *G. luii* group exclusive of *G. bawanglingensis* have 16–29 PPs; members of the *G. yingdeensis* group have 9–13 PPs; species in the *G. kuroi* group have no PPs, Wang et al. 2014). This suggests that the species in Hainan Island may be closely related, although future molecular work is needed to elucidate the phylogenetic and

biogeographic history of this genus. Scallation data also support the distinctiveness of *G. zhoui* sp. nov. (Tables 1–2, Fig. 2), which has significantly fewer eyelid fringe scales (49–62) and more scales around midbody (130–140) than *G. hainanensis* and *G. bawanglingensis* (Table 2). Moreover, we found that the new species has fewer (11) granular scales surrounding dorsal tubercles than does *G. hainanensis* (11–15, $p < 0.05$), and a smaller number of paravertebral tubercles between limb insertions (24–32) than *G. bawanglingensis* (32–36, $p < 0.001$). In addition, *Goniurosaurus zhoui* sp. nov. exhibits a pale purple-brown dorsal ground color in adults, which easily distinguishes it from *G. hainanensis* (Fig. 1B-D) and *G. lichtenfelderi*, both of which have a dark purple-brown ground color, and from *G. bawanglingensis* which has immaculate dull yellow-gray color (Fig. 1B-C, E-F). A posteriorly protracted nuchal loop on nape and four body bands in the new species are also different from the round nuchal loop and three bands in *G. hainanensis* and *G. lichtenfelderi*. The new species differs from the *G. kuroi* group in having a posteriorly protracted nuchal loop as opposed to being rounded posteriorly, having 36–38 precloacal pores in males (versus pores lacking), having deep axillary pockets rather than shallow pockets or no pockets, and having claws being sheathed by four scales, as opposed to being unsheathed. *Goniurosaurus zhoui* sp. nov. further differs from *G. yingdeensis* Wang, Yang & Cui, 2010 and *G. zhelongi* Wang, Jin, Li & Grismer, 2014 in having dark spots and dark tubercles within the light-colored body bands and in having more precloacal pores.

Comment

Goniurosaurus zhoui sp. nov. is named after Mr. Hai-quan Zhou, the great-grandfather of the discoverer, who was a landlord and a prestige patriarch in Xiwu village, Hangzhou, Zhejiang Province, China. He was a wild animal enthusiast and he educated all his descendants to contribute to the wildlife conservation. Additionally, since *Goniurosaurus zhoui* sp. nov. is the third eyelid gecko found in Hainan Island, this specific epithet also commemorates the Zhou Dynasty, the third dynasty in Chinese history.

Etymology

References

- Wang, Kai; Jinlong Ren, Hongman Chen, Zhitong Lyu, Xianguang Guo Ke Jiang, Jinmin Chen, Jiatang Li, Peng Guo, Yingyong Wang, Jing Che 2020. The updated checklists of amphibians and reptiles of China. *Biodiversity Science* 28 (2): 189–218 - [get paper here](#)
- ZHOU, RUN-BANG; NING WANG, BEI CHEN, BIN LIANG 2018. Morphological evidence uncovers a new species of *Goniurosaurus* (Squamata: Eublepharidae) from the Hainan Island, China. *Zootaxa* 4369 (2): 281–291 - [get paper here](#)
- ZHU, XIAO-YU; CHU-ZE SHEN, YUN-FEI LIU, LIN CHEN, ZHENG LI, & ZHU-QING HE 2020. A new species of *Goniurosaurus* from Hainan Island, China based on molecular and morphological data (Squamata: Sauria: Eublepharidae). *Zootaxa* 4772 (2): 349–360 - [get paper here](#)

External links

- [IUCN Red List](#)
- [National Center for Biotechnology Information](#)
- [Google images](#)



Search results

Search Parameters

- Higher taxa: Gekkonidae

Search results

Species found: 1331

- [Afroedura africana](#) (BOULENGER, 1888)
- [Afroedura amatolica](#) (HEWITT, 1925)
- [Afroedura bogerti](#) LOVERIDGE, 1944
- [Afroedura broadleyi](#) JACOBSEN, KUHN, JACKMAN & BAUER, 2014
- [Afroedura gorongosa](#) BRANCH, GUYTON, SCHMITZ, BAREJ, NASKRECKI, FAROOQ, VERBURGT, RÖDEL, 2017
- [Afroedura granitica](#) JACOBSEN, KUHN, JACKMAN & BAUER, 2014
- [Afroedura haackei](#) ONDERSTALL, 1984
- [Afroedura halli](#) (HEWITT, 1935)
- [Afroedura hawequensis](#) MOUTON & MOSTET, 1985
- [Afroedura karroica](#) (HEWITT, 1925)
- [Afroedura langi](#) (FITZSIMONS, 1930)
- [Afroedura leoloensis](#) JACOBSEN, KUHN, JACKMAN & BAUER, 2014
- [Afroedura loveridgei](#) BROADLEY, 1963
- [Afroedura major](#) ONDERSTALL, 1984
- [Afroedura maripi](#) JACOBSEN, KUHN, JACKMAN & BAUER, 2014
- [Afroedura marleyi](#) (FITZSIMONS, 1930)
- [Afroedura multiporis](#) (HEWITT, 1925)
- [Afroedura namaquensis](#) (FITZSIMONS, 1938)
- [Afroedura nivaria](#) (BOULENGER, 1894)
- [Afroedura pianaari](#) JACOBSEN, KUHN, JACKMAN & BAUER, 2014
- [Afroedura pondolia](#) (HEWITT, 1925)
- [Afroedura pongola](#) JACOBSEN, KUHN, JACKMAN & BAUER, 2014
- [Afroedura rondavelica](#) JACOBSEN, KUHN, JACKMAN & BAUER, 2014
- [Afroedura rupestris](#) JACOBSEN, KUHN, JACKMAN & BAUER, 2014
- [Afroedura tembulica](#) (HEWITT, 1926)
- [Afroedura tirasensis](#) HAACKE, 1965
- [Afroedura transvaalica](#) (HEWITT, 1925)
- [Afroedura waterbergensis](#) JACOBSEN, KUHN, JACKMAN & BAUER, 2014
- [Afrogecko ansorgii](#) (BOULENGER, 1907)
- [Afrogecko porphyreus](#) (DAUDIN, 1802)
- [Agamura kermanensis](#) HOSSEINIAN-YOUSEFKHANI, ALIABADIAN, RASTEGAR-POUYANI, DARVISH, SHAFIEI & SEHHATISABET, 2018
- [Agamura persica](#) (DUMÉRIL, 1856)
- [Ailuronyx seychellensis](#) (DUMÉRIL & BIBRON, 1836)
- [Ailuronyx tachyscopaeus](#) GERLACH & CANNING, 1996
- [Ailuronyx trachygaster](#) (DUMÉRIL, 1851)
- [Alsophylax laevis](#) NIKOLSKY, 1907
- [Alsophylax loricatus](#) STRAUCH, 1887
- [Alsophylax pipiens](#) (PALLAS, 1827)
- [Alsophylax przewalskii](#) STRAUCH, 1887
- [Alsophylax szczerbaki](#) GOLUBEV & SATTAROV, 1979
- [Alsophylax tadjikiensis](#) GOLUBEV, 1979
- [Altiphylax baturensis](#) (KHAN & BAIG, 1992)

- [Altiphylax levitoni](#) (GOLUBEV & SZCZERBAK, 1979)
- [Altiphylax mintoni](#) (GOLUBEV & SZCZERBAK, 1981)
- [Altiphylax stoliczkai](#) (STEINDACHNER, 1867)
- [Altiphylax tokobajevi](#) (EREMCHENKO & SZCZERBAK, 1984)
- [Blaesodactylus ambonihazo](#) BAUER, GLAW, GEHRING & VENCES, 2011
- [Blaesodactylus antongilensis](#) (BÖHME & MEIER, 1980)
- [Blaesodactylus boivini](#) (DUMÉRIL, 1856)
- [Blaesodactylus microtuberculatus](#) JONO, BAUER, BRENNAN & MORI, 2015
- [Blaesodactylus sakalava](#) (GRANDIDIER, 1867)
- [Blaesodactylus victori](#) INEICH, GLAW & VENCES, 2016
- [Bunopus blanfordii](#) STRAUCH, 1887
- [Bunopus crassicauda](#) NIKOLSKY, 1907
- [Bunopus tuberculatus](#) BLANFORD, 1874
- [Calodactylodes aureus](#) (BEDDOME, 1870)
- [Calodactylodes illingworthorum](#) DERANIYAGALA, 1953
- [Chondrodactylus angulifer](#) PETERS, 1870
- [Chondrodactylus bibronii](#) (SMITH, 1846)
- [Chondrodactylus fitzsimonsi](#) (LOVERIDGE, 1947)
- [Chondrodactylus laevigatus](#) FISCHER, 1888
- [Chondrodactylus pulitzeriae](#) (SCHMIDT, 1933)
- [Chondrodactylus turneri](#) (GRAY, 1864)
- [Christinus alexanderi](#) (STORR, 1987)
- [Christinus quentheri](#) BOULENGER, 1885
- [Christinus marmoratus](#) (GRAY, 1845)
- [Cnemaspis aaronbaueri](#) SAYYED, GRISMER, CAMPBELL & DILEEPKUMAR, 2019
- [Cnemaspis aceh](#) ISKANDAR, MCGUIRE & AMARASINGHE, 2017
- [Cnemaspis adangrawi](#) AMPAI, RUJIRAWAN, WOOD, STUART & AOWPHOL, 2019
- [Cnemaspis adii](#) SRINIVASULU, KUMAR & SRINIVASULU, 2015
- [Cnemaspis affinis](#) (STOLICZKA, 1870)
- [Cnemaspis africana](#) (WERNER, 1896)
- [Cnemaspis agarwali](#) KHANDEKAR, 2019
- [Cnemaspis aijiae](#) SAYYED, PYRON & DILEEPKUMAR, 2018
- [Cnemaspis alantika](#) BAUER, CHIRIO, INEICH & LEBRETON, 2006
- [Cnemaspis alwisi](#) MENDIS WICKRAMASINGHE & MUNINDRADASA, 2007
- [Cnemaspis amba](#) KHANDEKAR, THACKERAY & AGARWAL, 2019
- [Cnemaspis amboliensis](#) SAYYED, PYRON & DILEEPKUMAR, 2018
- [Cnemaspis amith](#) MANAMENDRA-ARACHCHI, BATUWITA & PETHIYAGODA, 2007
- [Cnemaspis anaikattiensis](#) MUKHERJEE, BHUPATHY & NIXON, 2005
- [Cnemaspis anamudiensis](#) CYRIAC, JOHNY, UMESH & PALOT, 2018
- [Cnemaspis anandani](#) MURTHY, NITESH, SENGUPTA & DEEPAK, 2019
- [Cnemaspis andalas](#) ISKANDAR, MCGUIRE & AMARASINGHE, 2017
- [Cnemaspis andersonii](#) (ANNANDALE, 1905)
- [Cnemaspis anslemi](#) KARUNARATHNA & UKUWELA, 2019
- [Cnemaspis argus](#) DRING, 1979
- [Cnemaspis assamensis](#) DAS & SENGUPTA, 2000
- [Cnemaspis aurantiacopes](#) GRISMER & NGO, 2007
- [Cnemaspis australis](#) MANAMENDRA-ARACHCHI, BATUWITA & PETHIYAGODA, 2007
- [Cnemaspis barbouri](#) PERRET, 1986
- [Cnemaspis baueri](#) DAS & GRISMER, 2003
- [Cnemaspis bayuensis](#) GRISMER, GRISMER, WOOD & CHAN, 2008
- [Cnemaspis beddomei](#) (THEOBALD, 1876)
- [Cnemaspis bidongensis](#) GRISMER, WOOD, AHMAD, SUMARLI, VAZQUEZ, ISMAIL, NANCE, MOHD-AMIN, OTHMAN, RIZALJESSIKA, KUSS, MURDOCH & COBOS, 2014
- [Cnemaspis biocellata](#) GRISMER, CHAN, NASIR & SUMONTHA, 2008
- [Cnemaspis boiei](#) (GRAY, 1842)
- [Cnemaspis boulengeri](#) STRAUCH, 1887
- [Cnemaspis butewai](#) KARUNARATHNA, POYARKOV, DE SILVA, MADAWALA, BOTEJUE, GORIN, SURASINGHE, GABADAGE, UKUWELA & BAUER, 2019
- [Cnemaspis caudanivea](#) GRISMER & NGO, 2007
- [Cnemaspis chanardi](#) GRISMER, SUMONTHA, COTA, GRISMER, WOOD, PAUWELS & KUNYA, 2010
- [Cnemaspis chanthaburiensis](#) BAUER & DAS, 1998
- [Cnemaspis dezwaani](#) DAS, 2005
- [Cnemaspis dickersonae](#) (SCHMIDT, 1919)

- [Cnemaspis dilepis PERRET, 1963](#)
- [Cnemaspis dissanayakai KARUNARATHNA, DE SILVA, MADAWALA, KARUNARATHNA, WICKRAMASINGHE, UKUWELA & BAUER, 2019](#)
- [Cnemaspis dringi DAS & BAUER, 1998](#)
- [Cnemaspis elgonensis LOVERIDGE, 1936](#)
- [Cnemaspis flavigaster ONN & GRISMER, 2008](#)
- [Cnemaspis flaviventralis SAYYED, PYRON & DAHANUKAR, 2016](#)
- [Cnemaspis flavolineata \(NICHOLLS, 1949\)](#)
- [Cnemaspis gemunu BAUER, DE SILVA, GREENBAUM & JACKMAN, 2007](#)
- [Cnemaspis gigas PERRET, 1986](#)
- [Cnemaspis girii MIRZA, PAL, BHOSALE & SANAP, 2014](#)
- [Cnemaspis goaensis SHARMA, 1976](#)
- [Cnemaspis godagedarai DE SILVA, BAUER, BOTEJUE & KARUNARATHNA, 2019](#)
- [Cnemaspis gotaimbarai KARUNARATHNA, POYARKOV, DE SILVA, MADAWALA, BOTEJUE, GORIN, SURASINGHE, GABADAGE, UKUWELA & BAUER, 2019](#)
- [Cnemaspis gracilis \(BEDDOME, 1870\)](#)
- [Cnemaspis grismeri WOOD, QUAH, ANUAR MS & MUIN, 2013](#)
- [Cnemaspis hangus GRISMER, WOOD, ANUAR, RIYANTO, AHMAD, MUIN, SUMONTHA, GRISMER, ONN, QUAH & PAUWELS, 2014](#)
- [Cnemaspis harimau CHAN, GRISMER, ANUAR, QUAH, MUIN, SAVAGE, GRISMER, AHMAD, REMIGIO & GREER, 2010](#)
- [Cnemaspis heteropholis BAUER, 2002](#)
- [Cnemaspis hitihami KARUNARATHNA, POYARKOV, DE SILVA, MADAWALA, BOTEJUE, GORIN, SURASINGHE, GABADAGE, UKUWELA & BAUER, 2019](#)
- [Cnemaspis huaseesom GRISMER, SUMONTHA, COTA, GRISMER, WOOD, PAUWELS & KUNYA, 2010](#)
- [Cnemaspis indica GRAY, 1846](#)
- [Cnemaspis ingerorum BATUWITA, AGARWAL & BAUER, 2019](#)
- [Cnemaspis jacobsoni DAS, 2005](#)
- [Cnemaspis jerdonii \(THEOBALD, 1868\)](#)
- [Cnemaspis kallima MANAMENDRA-ARACHCHI, BATUWITA & PETHIYAGODA, 2007](#)
- [Cnemaspis kamolnorrnanathi GRISMER, SUMONTHA, COTA, GRISMER, WOOD, PAUWELS & KUNYA, 2010](#)
- [Cnemaspis kandambyi BATUWITA & UDUGAMPALA, 2017](#)
- [Cnemaspis kandiana \(KELAART, 1852\)](#)
- [Cnemaspis karsticola GRISMER, GRISMER, WOOD & CHAN, 2008](#)
- [Cnemaspis kawminiae KARUNARATHNA, DE SILVA, GABADAGE, KARUNARATHNA, WICKRAMASINGHE, UKUWELA & BAUER, 2019](#)
- [Cnemaspis kendallii \(GRAY, 1845\)](#)
- [Cnemaspis kivulegedarai KARUNARATHNA, POYARKOV, DE SILVA, MADAWALA, BOTEJUE, GORIN, SURASINGHE, GABADAGE, UKUWELA & BAUER, 2019](#)
- [Cnemaspis koehleri MERTENS, 1937](#)
- [Cnemaspis kohukumburai KARUNARATHNA, POYARKOV, DE SILVA, MADAWALA, BOTEJUE, GORIN, SURASINGHE, GABADAGE, UKUWELA & BAUER, 2019](#)
- [Cnemaspis kolhapurensis GIRI, BAUER & GAIKWAD, 2009](#)
- [Cnemaspis kotagamai KARUNARATHNA, DE SILVA, BOTEJUE, SURASINGHE, WICKRAMASINGHE, UKUWELA & BAUER, 2019](#)
- [Cnemaspis kottiyooensis CYRIAC & UMESH, 2014](#)
- [Cnemaspis koynaensis KHANDEKAR, THACKERAY & AGARWAL, 2019](#)
- [Cnemaspis kumarasinghei MENDIS WICKRAMASINGHE & MUNINDRADASA, 2007](#)
- [Cnemaspis kumpoli TAYLOR, 1963](#)
- [Cnemaspis laoensis GRISMER, 2010](#)
- [Cnemaspis latha MANAMENDRA-ARACHCHI, BATUWITA & PETHIYAGODA, 2007](#)
- [Cnemaspis leucura KURITA, NISHIKAWA, MATSUI & HIKIDA, 2017](#)
- [Cnemaspis limayei SAYYED, PYRON & DILEEPKUMAR, 2018](#)
- [Cnemaspis limi DAS & GRISMER, 2003](#)
- [Cnemaspis lineogularis WOOD, GRISMER, AOWPHOL, AGUILAR, COTA, GRISMER, MURDOCH & SITES, 2017](#)
- [Cnemaspis littoralis \(JERDON, 1853\)](#)
- [Cnemaspis maculicollis CYRIAC, JOHNY, UMESH & PALOT, 2018](#)
- [Cnemaspis mahabali SAYYED, PYRON & DILEEPKUMAR, 2018](#)
- [Cnemaspis mahsuriae GRISMER, WOOD, QUAH, ANUAR, NGADI & AHMAD, 2015](#)
- [Cnemaspis mcquirei GRISMER, GRISMER, WOOD & CHAN, 2008](#)
- [Cnemaspis menikay MANAMENDRA-ARACHCHI, BATUWITA & PETHIYAGODA, 2007](#)
- [Cnemaspis minang ISKANDAR, MCGUIRE & AMARASINGHE, 2017](#)
- [Cnemaspis modiglianii DAS, 2005](#)

- [Cnemaspis melligodai](#) MENDIS WICKRAMASINGHE & MUNINDRADASA, 2007
- [Cnemaspis monachorum](#) GRISMER, AHMAD, CHAN, BELABUT, MUIN, WOOD & GRISMER, 2009
- [Cnemaspis monticola](#) MANAMENDRA-ARACHCHI, BATUWITA & PETHIYAGODA, 2007
- [Cnemaspis mumpuniae](#) GRISMER, WOOD, ANUAR, RIYANTO, AHMAD, MUIN, SUMONTHA, GRISMER, ONN, QUAH & PAUWELS, 2014
- [Cnemaspis muria](#) RIYANTO, MUNIR, MARTAMENGGALA, FITRIANA & HAMIDY, 2019
- [Cnemaspis mysoriensis](#) (JERDON, 1853)
- [Cnemaspis nairi](#) INGER, MARX & KOSHY, 1984
- [Cnemaspis nandimithrai](#) KARUNARATHNA, POYARKOV, DE SILVA, MADAWALA, BOTEJUE, GORIN, SURASINGHE, GABADAGE, UKUWELA & BAUER, 2019
- [Cnemaspis narathiwatensis](#) GRISMER, SUMONTHA, COTA, GRISMER, WOOD, PAUWELS & KUNYA, 2010
- [Cnemaspis neangthyi](#) GRISMER, GRISMER & CHAV, 2010
- [Cnemaspis nigridia](#) (SMITH, 1925)
- [Cnemaspis nilagirica](#) MANAMENDRA-ARACHCHI, BATUWITA & PETHIYAGODA, 2007
- [Cnemaspis nilgala](#) KARUNARATHNA, BAUER, DE SILVA, SURASINGHE, SOMARATNA, MADAWALA, GABADAGE, BOTEJUE, HENKANATHTHEGEDARA & UKUWELA, 2019
- [Cnemaspis niyomwanae](#) GRISMER, SUMONTHA, COTA, GRISMER, WOOD, PAUWELS & KUNYA, 2010
- [Cnemaspis nuicamensis](#) GRISMER & NGO, 2007
- [Cnemaspis occidentalis](#) ANGEL, 1943
- [Cnemaspis omari](#) GRISMER, WOOD, ANUAR, RIYANTO, AHMAD, MUIN, SUMONTHA, GRISMER, ONN, QUAH & PAUWELS, 2014
- [Cnemaspis ornata](#) (BEDDOME, 1870)
- [Cnemaspis otai](#) DAS & BAUER, 2000
- [Cnemaspis pagai](#) ISKANDAR, MCGUIRE & AMARASINGHE, 2017
- [Cnemaspis paripari](#) GRISMER & ONN, 2009
- [Cnemaspis pava](#) MANAMENDRA-ARACHCHI, BATUWITA & PETHIYAGODA, 2007
- [Cnemaspis pemanggilensis](#) GRISMER & DAS, 2006
- [Cnemaspis peninsularis](#) GRISMER, WOOD, ANUAR, RIYANTO, AHMAD, MUIN, SUMONTHA, GRISMER, ONN, QUAH & PAUWELS, 2014
- [Cnemaspis perhentianensis](#) GRISMER & CHAN, 2008
- [Cnemaspis petrodroma](#) PERRET, 1986
- [Cnemaspis phangngaensis](#) WOOD, GRISMER, AOWPHOL, AGUILAR, COTA, GRISMER, MURDOCH & SITES, 2017
- [Cnemaspis phillipsi](#) MANAMENDRA-ARACHCHI, BATUWITA & PETHIYAGODA, 2007
- [Cnemaspis Phuketensis](#) DAS & LEONG, 2004
- [Cnemaspis podihuna](#) DERANIYAGALA, 1944
- [Cnemaspis pseudomequirei](#) GRISMER, AHMAD, CHAN, BELABUT, MUIN, WOOD & GRISMER, 2009
- [Cnemaspis psychedelica](#) GRISMER, NGO & GRISMER, 2010
- [Cnemaspis pulchra](#) MANAMENDRA-ARACHCHI, BATUWITA & PETHIYAGODA, 2007
- [Cnemaspis punctata](#) MANAMENDRA-ARACHCHI, BATUWITA & PETHIYAGODA, 2007
- [Cnemaspis punctatounchalis](#) GRISMER, SUMONTHA, COTA, GRISMER, WOOD, PAUWELS & KUNYA, 2010
- [Cnemaspis purnamai](#) RIYANTO, HAMIDY, SIDIK & GUNALEN, 2017
- [Cnemaspis quattuorseriata](#) (STERNFELD, 1912)
- [Cnemaspis rajabasa](#) AMARASINGHE, HARVEY, RIYANTO & SMITH, 2015
- [Cnemaspis rajakarunai](#) WICKRAMASINGHE, VIDANAPATHIRANA & RATHNAYAKE, 2016
- [Cnemaspis rammalensis](#) VIDANAPATHIRANA, GEHAN-RAJEEV, WICKRAMASINGHE, FERNANDO & MENDIS-WICKRAMASINGHE, 2014
- [Cnemaspis retigalensis](#) MENDIS WICKRAMASINGHE & MUNINDRADASA, 2007
- [Cnemaspis roticanai](#) GRISMER & ONN, 2010
- [Cnemaspis samanlensis](#) MENDIS WICKRAMASINGHE & MUNINDRADASA, 2007
- [Cnemaspis scalpensis](#) (FERGUSON, 1877)
- [Cnemaspis selamatkanmerapoh](#) GRISMER, WOOD, MOHAMED, CHAN, HEINZ, SUMARLI, CHAN & LOREDO, 2013
- [Cnemaspis shahruli](#) GRISMER, CHAN, QUAH, MUIN, SAVAGE, GRISMER, AHMAD, GREER & REMEGIO, 2010
- [Cnemaspis shevaroyensis](#) KHANDEKAR, GAITONDE & AGARWAL, 2019
- [Cnemaspis siamensis](#) (SMITH, 1925)
- [Cnemaspis silvula](#) MANAMENDRA-ARACHCHI, BATUWITA & PETHIYAGODA, 2007
- [Cnemaspis sisparensis](#) (THEOBALD, 1876)
- [Cnemaspis spinicollis](#) (MÜLLER, 1907)
- [Cnemaspis stongensis](#) GRISMER, WOOD, ANUAR, RIYANTO, AHMAD, MUIN, SUMONTHA, GRISMER, ONN, QUAH & PAUWELS, 2014
- [Cnemaspis sundagekko](#) GRISMER, WOOD, ANUAR, RIYANTO, AHMAD, MUIN, SUMONTHA, GRISMER, ONN, QUAH & PAUWELS, 2014
- [Cnemaspis sundainsula](#) GRISMER, WOOD, ANUAR, RIYANTO, AHMAD, MUIN, SUMONTHA, GRISMER, ONN,

[QUAH & PAUWELS, 2014](#)

- [Cnemaspis tanintharyi](#) LEE, MILLER, ZUG & MULCAHY, 2019
- [Cnemaspis tapanuli](#) ISKANDAR, MCGUIRE & AMARASINGHE, 2017
- [Cnemaspis tarutaoensis](#) AMPAI, RUJIRAWAN, WOOD, STUART & AOWPHOL, 2019
- [Cnemaspis temiah](#) GRISMER, WOOD, ANUAR, RIYANTO, AHMAD, MUIN, SUMONTHA, GRISMER, ONN, QUAH & PAUWELS, 2014
- [Cnemaspis thachanaensis](#) WOOD, GRISMER, AOWPHOL, AGUILAR, COTA, GRISMER, MURDOCH & SITES, 2017
- [Cnemaspis thackerayi](#) KHANDEKAR, GAITONDE & AGARWAL, 2019
- [Cnemaspis thayawthadangyi](#) LEE, MILLER, ZUG & MULCAHY, 2019
- [Cnemaspis tropidogaster](#) (BOULENGER, 1885)
- [Cnemaspis tuadupensis](#) GRISMER & NGO, 2007
- [Cnemaspis upendrai](#) MANAMENDRA-ARACHCHI, BATUWITA & PETHIYAGODA, 2007
- [Cnemaspis uzunguae](#) PERRET, 1986
- [Cnemaspis vandeventeri](#) GRISMER, SUMONTHA, COTA, GRISMER, WOOD, PAUWELS & KUNYA, 2010
- [Cnemaspis whittenorum](#) DAS, 2005
- [Cnemaspis wicksi](#) (STOLICZKA, 1873)
- [Cnemaspis wynadensis](#) (BEDDOME, 1870)
- [Cnemaspis yercaudensis](#) DAS & BAUER, 2000
- [Crossobamon eversmanni](#) (WIEGMANN, 1834)
- [Crossobamon orientalis](#) (BLANFORD, 1876)
- [Cryptactites peringueyi](#) (BOULENGER, 1910)
- [Cyrtdactylus aaroni](#) GÜNTHER & RÖSLER, 2003
- [Cyrtdactylus adleri](#) DAS, 1997
- [Cyrtdactylus adorus](#) SHEA, COUPER, WILMER & AMEY, 2011
- [Cyrtdactylus aequalis](#) BAUER, 2003
- [Cyrtdactylus agamensis](#) (BLEEKER, 1860)
- [Cyrtdactylus agusanensis](#) (TAYLOR, 1915)
- [Cyrtdactylus albofasciatus](#) (BOULENGER, 1885)
- [Cyrtdactylus angularis](#) (SMITH, 1921)
- [Cyrtdactylus annandalei](#) BAUER, 2003
- [Cyrtdactylus annulatus](#) (TAYLOR, 1915)
- [Cyrtdactylus arcanus](#) OLIVER, RICHARDS & SISTROM, 2012
- [Cyrtdactylus astrum](#) GRISMER, WOOD JR, QUAH, ANUAR, MUIN, SUMONTHA, AHMAD, BAUER, WANGKULANGKUL, GRISMER & PAUWELS, 2012
- [Cyrtdactylus atremus](#) KRAUS & WEIJOLA, 2019
- [Cyrtdactylus aunglini](#) GRISMER, WOOD, THURA, WIN, GRISMER, TRUEBLOOD & QUAH, 2018
- [Cyrtdactylus auralensis](#) MURDOCH, GRISMER, WOOD, NEANG, POYARKOV, TRI, NAZAROV, AOWPHOL, PAUWELS, NGUYEN & GRISMER, 2019
- [Cyrtdactylus aurensis](#) GRISMER, 2005
- [Cyrtdactylus auribalteatus](#) SUMONTHA, PANITVONG & DEEIN, 2010
- [Cyrtdactylus australotitiwangsensis](#) GRISMER, WOOD JR, QUAH, ANUAR, MUIN, SUMONTHA, AHMAD, BAUER, WANGKULANGKUL, GRISMER & PAUWELS, 2012
- [Cyrtdactylus ayeyarwadyensis](#) BAUER, 2003
- [Cyrtdactylus badenensis](#) SANG, ORLOV & DAREVSKY, 2007
- [Cyrtdactylus baluensis](#) (MOCQUARD, 1890)
- [Cyrtdactylus bansocensis](#) LUU, NGUYEN, LE, BONKOWSKI & ZIEGLER, 2016
- [Cyrtdactylus batik](#) ISKANDAR, RACHMANSAH & UMILAELE, 2011
- [Cyrtdactylus battalensis](#) (KHAN, 1993)
- [Cyrtdactylus batucolus](#) GRISMER, CHAN, GRISMER, WOOD & BELABUT, 2008
- [Cyrtdactylus bayinniensis](#) GRISMER, WOOD JR, THURA, QUAH, MURDOCH, GRISMER, HERR, LIN & KYAW, 2018
- [Cyrtdactylus bhupathyi](#) AGARWAL, MAHONY, GIRI, CHAITANYA & BAUER, 2018
- [Cyrtdactylus bichnganae](#) NGO VAN TRI & GRISMER, 2010
- [Cyrtdactylus bidoupimontis](#) NAZAROV, POYARKOV, ORLOV, PHUNG, NGUYEN, HOANG & ZIEGLER, 2012
- [Cyrtdactylus bintangrendah](#) GRISMER, WOOD JR, QUAH, ANUAR, MUIN, SUMONTHA, AHMAD, BAUER, WANGKULANGKUL, GRISMER & PAUWELS, 2012
- [Cyrtdactylus bintangtinggi](#) GRISMER, WOOD JR, QUAH, ANUAR, MUIN, SUMONTHA, AHMAD, BAUER, WANGKULANGKUL, GRISMER & PAUWELS, 2012
- [Cyrtdactylus biordinis](#) BROWN & MCCOY, 1980
- [Cyrtdactylus bobrovi](#) NGUYEN, LE, VAN PHAM, NGO, HOANG, THE PHAM & ZIEGLER, 2015
- [Cyrtdactylus bokorensis](#) MURDOCH, GRISMER, WOOD, NEANG, POYARKOV, TRI, NAZAROV, AOWPHOL, PAUWELS, NGUYEN & GRISMER, 2019
- [Cyrtdactylus boreoclivus](#) OLIVER, KREY, MUMPUNI & RICHARDS, 2011

- [Cyrtoactylus brevidactylus BAUER, 2002](#)
- [Cyrtoactylus brevipalmatus \(SMITH, 1923\)](#)
- [Cyrtoactylus buchari DAVID, TEYNIÉ & OHLER, 2004](#)
- [Cyrtoactylus bugiamapensis NAZAROV, POYARKOV, ORLOV, PHUNG, NGUYEN, HOANG & ZIEGLER, 2012](#)
- [Cyrtoactylus calamei LUU, BONKOWSKI, NGUYEN, LE, SCHNEIDER, NGO & ZIEGLER, 2016](#)
- [Cyrtoactylus caovansungi ORLOV, QUANG TRUONG, NAZAROV, ANANJEVA & NGOC SANG, 2007](#)
- [Cyrtoactylus capreoloides RÖSLER, RICHARDS & GÜNTHER, 2007](#)
- [Cyrtoactylus cardamomensis MURDOCH, GRISMER, WOOD, NEANG, POYARKOV, TRI, NAZAROV, AOWPHOL, PAUWELS, NGUYEN & GRISMER, 2019](#)
- [Cyrtoactylus cattienensis GEISSLER, NAZAROV, ORLOV, BÖHME, PHUNG, NGUYEN & ZIEGLER, 2009](#)
- [Cyrtoactylus cavernicolus INGER & KING, 1961](#)
- [Cyrtoactylus cayuensis LI, 2007](#)
- [Cyrtoactylus celatus KATHRINER, BAUER, O'SHEA, SANCHEZ & KAISER, 2014](#)
- [Cyrtoactylus chamba AGARWAL, KHANDEKAR & BAUER, 2018](#)
- [Cyrtoactylus chanhomeae BAUER, SUMONTHA & PAUWELS, 2003](#)
- [Cyrtoactylus chaunghanakwaensis GRISMER, WOOD JR, THURA, QUAH, MURDOCH, GRISMER, HERR, LIN & KYAW, 2018](#)
- [Cyrtoactylus chauquangensis QUANG, ORLOV, ANANJEVA, JOHNS, NGOC THAO & QUANG VINH, 2007](#)
- [Cyrtoactylus chrysopylos BAUER, 2003](#)
- [Cyrtoactylus collegalensis \(BEDDOME, 1870\)](#)
- [Cyrtoactylus condorensis \(SMITH, 1921\)](#)
- [Cyrtoactylus consobrinoides \(ANNANDALE, 1905\)](#)
- [Cyrtoactylus consobrinus \(PETERS, 1871\)](#)
- [Cyrtoactylus cracens BATUWITA & BAHIR, 2005](#)
- [Cyrtoactylus crustulus OLIVER, HARTMAN, TURNER, WILDE, AUSTIN & RICHARDS, 2020](#)
- [Cyrtoactylus cryptus HEIDRICH, RÖSLER, THANH, BÖHME & ZIEGLER, 2007](#)
- [Cyrtoactylus cucdongensis SCHNEIDER, PHUNG, LE, NGUYEN & ZIEGLER, 2014](#)
- [Cyrtoactylus cucphuongensis NGO & ONN, 2011](#)
- [Cyrtoactylus dammathetensis GRISMER, WOOD JR, THURA, ZIN, QUAH, MURDOCH, GRISMER, LIN, KYAW & LWIN, 2017](#)
- [Cyrtoactylus darevskii NAZAROV, POYARKOV, ORLOV, NGUYEN, MILTO, MARTYNOV, KONSTANTINOV & CHULISOV, 2014](#)
- [Cyrtoactylus darmandvillei \(WEBER, 1890\)](#)
- [Cyrtoactylus dati NGO VAN TRI, 2013](#)
- [Cyrtoactylus dattanensis \(KHAN, 1980\)](#)
- [Cyrtoactylus dattkyaikensis GRISMER, WOOD, QUAH, GRISMER, THURA, OAKS & LIN, 2020](#)
- [Cyrtoactylus dayangbuntingensis QUAH, GRISMER, WOOD JR & SAH, 2019](#)
- [Cyrtoactylus deccanensis \(GÜNTHER, 1864\)](#)
- [Cyrtoactylus derongo BROWN & PARKER, 1973](#)
- [Cyrtoactylus deveti \(BRONGERSMA, 1948\)](#)
- [Cyrtoactylus doisuthep KUNYA, PANMONGKOL, PAUWELS, SUMONTHA, MEEWASANA, BUNKHWAMDI & DANGSRI, 2014](#)
- [Cyrtoactylus dumnuui BAUER, KUNYA, SUMONTHA, NIYOMWAN, PAUWELS, CHANHOME & KUNYA, 2010](#)
- [Cyrtoactylus durio GRISMER, ANUAR, QUAH, MUIN, ONN, GRISMER & AHMAD, 2010](#)
- [Cyrtoactylus edwardtaylori BATUWITA & BAHIR, 2005](#)
- [Cyrtoactylus eisenmanae NGO VAN TRI, 2008](#)
- [Cyrtoactylus elok DRING, 1979](#)
- [Cyrtoactylus epiroticus KRAUS, 2008](#)
- [Cyrtoactylus equestris OLIVER, RICHARDS, MUMPUNI & RÖSLER, 2016](#)
- [Cyrtoactylus erythropros BAUER, KUNYA, SUMONTHA, NIYOMWAN, PANITVONG, PAUWELS, CHANHOME & KUNYA, 2009](#)
- [Cyrtoactylus evanquahi WOOD, GRISMER, MUIN, ANUAR, OAKS & SITES, 2020](#)
- [Cyrtoactylus fasciolatus \(BLYTH, 1861\)](#)
- [Cyrtoactylus feae \(BOULENGER, 1893\)](#)
- [Cyrtoactylus fraenatus \(GÜNTHER, 1864\)](#)
- [Cyrtoactylus fumosus \(MÜLLER, 1895\)](#)
- [Cyrtoactylus gansi BAUER, 2003](#)
- [Cyrtoactylus gialaiensis LUU, DUNG, NGUYEN, LE & ZIEGLER, 2017](#)
- [Cyrtoactylus gordongekkoi \(DAS, 1994\)](#)
- [Cyrtoactylus grismeri NGO VAN TRI, 2008](#)
- [Cyrtoactylus guakanthanensis GRISMER, BELABUT, QUAH, ONN, WOOD & HASIM, 2014](#)
- [Cyrtoactylus gubaot WELTON, SILER, LINKEM, DIEMOS & BROWN, 2010](#)
- [Cyrtoactylus gubernatoris \(ANNANDALE, 1913\)](#)

- [Cyrtoactylus gunungsenyumensis](#) GRISMER, WOOD, ANUAR, DAVIS, COBOS & MURDOCH, 2016
- [Cyrtoactylus guwahatiensis](#) AGARWAL, MAHONY, GIRI, CHAITANYA & BAUER, 2018
- [Cyrtoactylus halmahericus](#) (MERTENS, 1929)
- [Cyrtoactylus hidupselamanya](#) GRISMER, WOOD, ANUAR, GRISMER, QUAH, MURDOCH, MUIN, DAVIS, AUILAR, KLABACKA, COBOS, AOWPHOL & SITES, 2016
- [Cyrtoactylus hikidai](#) RIYANTO, 2012
- [Cyrtoactylus himalayanus](#) (DUDA & SAHI, 1978)
- [Cyrtoactylus himalayicus](#) (ANNANDALE, 1906)
- [Cyrtoactylus hinnamnoensis](#) LUU, BONKOWSKI, NGUYEN, LE, SCHNEIDER, NGO & ZIEGLER, 2016
- [Cyrtoactylus hitchi](#) RIYANTO, KURNIATI & ENGILIS, 2016
- [Cyrtoactylus hontreensis](#) NGO VAN TRI, GRISMER & GRISMER, 2008
- [Cyrtoactylus hoskini](#) SHEA, COUPER, WILMER & AMEY, 2011
- [Cyrtoactylus huongsonensis](#) LUU, NGUYEN, DO & ZIEGLER, 2011
- [Cyrtoactylus huynhi](#) NGO & BAUER, 2008
- [Cyrtoactylus ingeri](#) HIKIDA, 1990
- [Cyrtoactylus interdigitalis](#) ULBER, 1993
- [Cyrtoactylus intermedius](#) (SMITH, 1917)
- [Cyrtoactylus inthanon](#) KUNYA, SUMONTHA, PANITVONG, DONGKUMFU, SIRISAMPHAN & PAUWELS, 2015
- [Cyrtoactylus irianjayaensis](#) RÖSLER, 2001
- [Cyrtoactylus irregularis](#) (SMITH, 1921)
- [Cyrtoactylus jaegeri](#) LUU, CALAME, BONKOWSKI, NGUYEN & ZIEGLER, 2014
- [Cyrtoactylus jaintiaensis](#) AGARWAL, MAHONY, GIRI, CHAITANYA & BAUER, 2018
- [Cyrtoactylus jambangan](#) WELTON, SILER, DIOSMOS & BROWN, 2010
- [Cyrtoactylus jarkensis](#) GRISMER, CHAN, GRISMER, WOOD & BELABUT, 2008
- [Cyrtoactylus jarujini](#) ULBER, 1993
- [Cyrtoactylus jelawangensis](#) GRISMER, WOOD, ANUAR, QUAH, MUIN, MOHAMED, ONN, SUMARLI, LOREDO & HEINZ, 2014
- [Cyrtoactylus jellesmae](#) (BOULENGER, 1897)
- [Cyrtoactylus jeyporensis](#) (BEDDOME, 1878)
- [Cyrtoactylus kazirangaensis](#) AGARWAL, MAHONY, GIRI, CHAITANYA & BAUER, 2018
- [Cyrtoactylus khammouanensis](#) NAZAROV, POYARKOV, ORLOV, NGUYEN, MILTO, MARTYNOV, KONSTANTINOV & CHULISOV, 2014
- [Cyrtoactylus khasiensis](#) (JERDON, 1870)
- [Cyrtoactylus khelangensis](#) PAUWELS, SUMONTHA, PANITVONG & VARAGUTTANONDA, 2014
- [Cyrtoactylus kimberleyensis](#) BAUER & DOUGHTY, 2012
- [Cyrtoactylus kingsadai](#) ZIEGLER, PHUNG, LE & NGUYEN, 2013
- [Cyrtoactylus klakahensis](#) HARTMANN, MECKE, KIECKBUSCH, MADER & KAISER, 2016
- [Cyrtoactylus klugei](#) KRAUS, 2008
- [Cyrtoactylus kunyai](#) PAUWELS, SUMONTHA, KEERATIKIAT & PHANAMPHON, 2014
- [Cyrtoactylus laangensis](#) MURDOCH, GRISMER, WOOD, NEANG, POYARKOV, TRI, NAZAROV, AOWPHOL, PAUWELS, NGUYEN & GRISMER, 2019
- [Cyrtoactylus laevigatus](#) DAREVSKY, 1964
- [Cyrtoactylus langkawiensis](#) GRISMER, WOOD JR, QUAH, ANUAR, MUIN, SUMONTHA, AHMAD, BAUER, WANGKULANGKUL, GRISMER & PAUWELS, 2012
- [Cyrtoactylus lateralis](#) (WERNER, 1896)
- [Cyrtoactylus lauderanus](#) (STOLICZKA, 1871)
- [Cyrtoactylus leegrimeri](#) CHAN & NORHAYATI, 2010
- [Cyrtoactylus lekaquli](#) GRISMER, WOOD JR, QUAH, ANUAR, MUIN, SUMONTHA, AHMAD, BAUER, WANGKULANGKUL, GRISMER & PAUWELS, 2012
- [Cyrtoactylus lenggongensis](#) GRISMER, WOOD, ANUAR, GRISMER, QUAH, MURDOCH, MUIN, DAVIS, AUILAR, KLABACKA, COBOS, AOWPHOL & SITES, 2016
- [Cyrtoactylus lenya](#) MULCAHY, THURA & ZUG, 2017
- [Cyrtoactylus limajalur](#) DAVIS, BAUER, JACKMAN, NASHRIQ & DAS, 2019
- [Cyrtoactylus linnoensis](#) GRISMER, WOOD JR, THURA, ZIN, QUAH, MURDOCH, GRISMER, LIN, KYAW & LWIN, 2017
- [Cyrtoactylus linnwayensis](#) GRISMER, WOOD JR, THURA, ZIN, QUAH, MURDOCH, GRISMER, LIN, KYAW & LWIN, 2017
- [Cyrtoactylus lomyenensis](#) NGO VAN TRI & PAUWELS, 2010
- [Cyrtoactylus lorae](#) (BOULENGER, 1897)
- [Cyrtoactylus louisadensis](#) (DE VIS, 1892)
- [Cyrtoactylus macrotuberculatus](#) GRISMER & AHMAD, 2008
- [Cyrtoactylus majulah](#) GRISMER, WOOD & LIM, 2012
- [Cyrtoactylus malayanus](#) (DE ROOIJ, 1915)

- [Cyrtoactylus mamanwa WELTON, SILER, LINKEM, DIEMOS & BROWN, 2010](#)
- [Cyrtoactylus mandalayensis MAHONY, 2009](#)
- [Cyrtoactylus manos OLIVER, KARKKAINEN, RÖSLER & RICHARDS, 2019](#)
- [Cyrtoactylus markuscombaii \(DAREVSKY, HELFENBERGER, ORLOV & SHAH, 1998\)](#)
- [Cyrtoactylus marmoratus GRAY, 1831](#)
- [Cyrtoactylus martini NGO VAN TRI, 2011](#)
- [Cyrtoactylus martinolli \(DAREVSKY, HELFENBERGER, ORLOV & SHAH, 1998\)](#)
- [Cyrtoactylus matsuii HIKIDA, 1990](#)
- [Cyrtoactylus mcdonaldi SHEA, COUPER, WILMER & AMEY, 2011](#)
- [Cyrtoactylus medioclivus OLIVER, RICHARDS & SISTROM, 2012](#)
- [Cyrtoactylus meersi GRISMER, WOOD, QUAH, MURDOCH, M GRISMER, HERR, ESPINOZA, BROWN & LIN, 2018](#)
- [Cyrtoactylus metropolis GRISMER, WOOD, ONN, ANUAR & MUIN, 2014](#)
- [Cyrtoactylus mimikanus \(BOULENGER, 1914\)](#)
- [Cyrtoactylus minor OLIVER & RICHARDS, 2012](#)
- [Cyrtoactylus mombergi GRISMER, WOOD, QUAH, THURA, HERR & LIN, 2019](#)
- [Cyrtoactylus montanus AGARWAL, MAHONY, GIRI, CHAITANYA & BAUER, 2018](#)
- [Cyrtoactylus muangfuangensis SITHIVONG, LUU, HA, NGUYEN, LE & ZIEGLER, 2019](#)
- [Cyrtoactylus multiporus NAZAROV, POYARKOV, ORLOV, NGUYEN, MILTO, MARTYNOV, KONSTANTINOV & CHULISOV, 2014](#)
- [Cyrtoactylus muluensis DAVIS, BAUER, JACKMAN, NASHRIQ & DAS, 2019](#)
- [Cyrtoactylus murua KRAUS & ALLISON, 2006](#)
- [Cyrtoactylus myaleiktaung GRISMER, WOOD, THURA, WIN, GRISMER, TRUEBLOOD & QUAH, 2018](#)
- [Cyrtoactylus myintkyawthurai GRISMER, WOOD, QUAH, MURDOCH, M GRISMER, HERR, ESPINOZA, BROWN & LIN, 2018](#)
- [Cyrtoactylus nagalandensis AGARWAL, MAHONY, GIRI, CHAITANYA & BAUER, 2018](#)
- [Cyrtoactylus naungkayaingensis GRISMER, WOOD JR, THURA, QUAH, MURDOCH, GRISMER, HERR, LIN & KYAW, 2018](#)
- [Cyrtoactylus nebulosus \(BEDDOME, 1870\)](#)
- [Cyrtoactylus nepalensis \(SCHLEICH & KÄSTLE, 1998\)](#)
- [Cyrtoactylus nigriocularis SANG, ORLOV & DAREVSKY, 2006](#)
- [Cyrtoactylus novaeguineae \(SCHLEGEL, 1837\)](#)
- [Cyrtoactylus nuulu OLIVER, EDGAR, MUMPUNI, ISKANDAR & LILLEY, 2009](#)
- [Cyrtoactylus nyinyikyawi GRISMER, WOOD, THURA, WIN & QUAH, 2019](#)
- [Cyrtoactylus oldhami \(THEOBALD, 1876\)](#)
- [Cyrtoactylus otai NGUYEN, LE, VAN PHAM, NGO, HOANG, THE PHAM & ZIEGLER, 2015](#)
- [Cyrtoactylus pageli SCHNEIDER, NGUYEN, SCHMITZ, KINGSADA, AUER & ZIEGLER, 2011](#)
- [Cyrtoactylus pantiensis GRISMER, CHAN, GRISMER, WOOD & BELABUT, 2008](#)
- [Cyrtoactylus papilionoides ULBER & GROSSMANN, 1991](#)
- [Cyrtoactylus papuensis BRONGERSMA, 1934](#)
- [Cyrtoactylus paradoxus \(DAREVSKY & SZCZERBAK, 1997\)](#)
- [Cyrtoactylus payacola JOHNSON, QUAH ANUAR, MUIN, WOOD, GRISMER, GREER, ONN, AHMAD, BAUER & GRISMER, 2012](#)
- [Cyrtoactylus payarhtanensis MULCAHY, THURA & ZUG, 2017](#)
- [Cyrtoactylus peguensis \(BOULENGER, 1893\)](#)
- [Cyrtoactylus petani RIYANTO, GRISMER & WOOD, 2015](#)
- [Cyrtoactylus pharbaungensis GRISMER, WOOD JR, THURA, ZIN, QUAH, MURDOCH, GRISMER, LIN, KYAW & LWIN, 2017](#)
- [Cyrtoactylus phetchaburiensis PAUWELS, SUMONTHA & BAUER, 2016](#)
- [Cyrtoactylus philippinicus \(STEINDACHNER, 1867\)](#)
- [Cyrtoactylus phonghakebangensis ZIEGLER, RÖSLER, HERRMANN & THANH, 2003](#)
- [Cyrtoactylus phuketensis SUMONTHA, PAUWELS, KUNYA, NITIKUL, SAMPHANTHAMIT & GRISMER, 2012](#)
- [Cyrtoactylus phuocbinhensis NGUYEN, LE, TRAN, ORLOV, LATHROP, MACCULLOCH, LE, JIN, NGUYEN, NGUYEN, HOANG, CHE, MURPHY & ZHANG, 2013](#)
- [Cyrtoactylus phuquocensis NGO VAN TRI, GRISMER & GRISMER, 2010](#)
- [Cyrtoactylus pinlaungensis GRISMER, WOOD, QUAH, THURA, OAKS & LIN, 2019](#)
- [Cyrtoactylus pronarus SHEA, COUPER, WILMER & AMEY, 2011](#)
- [Cyrtoactylus psarops HARVEY, O'CONNELL, BARRAZA, RIYANTO, KURNIAWAN & SMITH, 2015](#)
- [Cyrtoactylus pseudoquadriregatus RÖSLER, NGUYEN, VU, NGO & ZIEGLER, 2008](#)
- [Cyrtoactylus pubisulcus INGER, 1958](#)
- [Cyrtoactylus puhuensis NGUYEN, YANG, THI LE, NGUYEN, ORLOV, HOANG, NGUYEN, JIN, RAO, HOANG, CHE, MURPHY & ZHANG, 2014](#)
- [Cyrtoactylus pulchellus GRAY, 1827](#)

- [*Cyrtodactylus pyadalinensis* GRISMER, WOOD, THURA, WIN & QUAH, 2019](#)
- [*Cyrtodactylus pyjinyaungensis* GRISMER, WOOD JR, THURA, ZIN, QUAH, MURDOCH, GRISMER, LIN, KYAW & LWIN, 2017](#)
- [*Cyrtodactylus quadrivirgatus* TAYLOR, 1962](#)
- [*Cyrtodactylus ramboda* BATUWITA & BAHIR, 2005](#)
- [*Cyrtodactylus ranongensis* SUMONTHA, PAUWELS, PANITVONG, KUNYA & GRISMER, 2015](#)
- [*Cyrtodactylus redimiculus* KING, 1962](#)
- [*Cyrtodactylus rex* OLIVER, RICHARDS, MUMPUNI & RÖSLER, 2016](#)
- [*Cyrtodactylus rishivalleyensis* AGARWAL, 2016](#)
- [*Cyrtodactylus robustus* KRAUS, 2008](#)
- [*Cyrtodactylus roesleri* ZIEGLER, NAZAROV, ORLOV, NGUYEN, VU, DANG, DINH & SCHMITZ, 2010](#)
- [*Cyrtodactylus rosichonariefi* RIYANTO, GRISMER & WOOD, 2015](#)
- [*Cyrtodactylus rubidus* \(BLYTH, 1861\)](#)
- [*Cyrtodactylus rufford* LUU, CALAME, NGUYEN, LE, BONKOWSKI & ZIEGLER, 2016](#)
- [*Cyrtodactylus russelli* BAUER, 2003](#)
- [*Cyrtodactylus sadanensis* GRISMER, WOOD JR, THURA, ZIN, QUAH, MURDOCH, GRISMER, LIN, KYAW & LWIN, 2017](#)
- [*Cyrtodactylus sadansinensis* GRISMER, WOOD JR, THURA, ZIN, QUAH, MURDOCH, GRISMER, LIN, KYAW & LWIN, 2017](#)
- [*Cyrtodactylus sadleiri* \(WELLS & WELLINGTON, 1985\)](#)
- [*Cyrtodactylus saiyok* PANITVONG, SUMONTHA, TUNPRASERT & PAUWELS, 2014](#)
- [*Cyrtodactylus salomonensis* RÖSLER, RICHARDS & GÜNTHER, 2007](#)
- [*Cyrtodactylus samroiyyot* PAUWELS & SUMONTHA, 2014](#)
- [*Cyrtodactylus sangi* PAUWELS, NAZAROV, BOBROV & POYARKOV, 2018](#)
- [*Cyrtodactylus sanook* PAUWELS, SUMONTHA, LATINNE & GRISMER, 2013](#)
- [*Cyrtodactylus sanpelensis* GRISMER, WOOD JR, THURA, ZIN, QUAH, MURDOCH, GRISMER, LIN, KYAW & LWIN, 2017](#)
- [*Cyrtodactylus semenanjungensis* GRISMER & LEONG, 2005](#)
- [*Cyrtodactylus semiadii* RIYANTO, BAUER & YUDHA, 2014](#)
- [*Cyrtodactylus semicinctus* HARVEY, O'CONNELL, BARRAZA, RIYANTO, KURNIAWAN & SMITH, 2015](#)
- [*Cyrtodactylus septentrionalis* AGARWAL, MAHONY, GIRI, CHAITANYA & BAUER, 2018](#)
- [*Cyrtodactylus septimontium* MURDOCH, GRISMER, WOOD, NEANG, POYARKOV, TRI, NAZAROV, AOWPHOL, PAUWELS, NGUYEN & GRISMER, 2019](#)
- [*Cyrtodactylus seribuatensis* YOUMANS & GRISMER, 2006](#)
- [*Cyrtodactylus sermowaiensis* \(DE ROOIJ, 1915\)](#)
- [*Cyrtodactylus serratus* KRAUS, 2007](#)
- [*Cyrtodactylus sharkari* GRISMER, WOOD, ANUAR, QUAH, MUIN, MOHAMED, ONN, SUMARLI, LOREDO & HEINZ, 2014](#)
- [*Cyrtodactylus shwetaungorum* GRISMER, WOOD JR, THURA, ZIN, QUAH, MURDOCH, GRISMER, LIN, KYAW & LWIN, 2017](#)
- [*Cyrtodactylus sinyineensis* GRISMER, WOOD JR, THURA, ZIN, QUAH, MURDOCH, GRISMER, LIN, KYAW & LWIN, 2017](#)
- [*Cyrtodactylus slowinskii* BAUER, 2002](#)
- [*Cyrtodactylus soba* BATUWITA & BAHIR, 2005](#)
- [*Cyrtodactylus sommerladi* LUU, BONKOWSKI, NGUYEN, LE, SCHNEIDER, NGO & ZIEGLER, 2016](#)
- [*Cyrtodactylus soni* LE, NGUYEN, LE & ZIEGLER, 2016](#)
- [*Cyrtodactylus sonlaensis* NGUYEN, PHAM, ZIEGLER, NGO & LE, 2017](#)
- [*Cyrtodactylus soudthichaki* LUU, CALAME, NGUYEN, BONKOWSKI & ZIEGLER, 2015](#)
- [*Cyrtodactylus speciosus* \(BEDDOME, 1870\)](#)
- [*Cyrtodactylus spelaeus* NAZAROV, POYARKOV, ORLOV, NGUYEN, MILTO, MARTYNOV, KONSTANTINOV & CHULISOV, 2014](#)
- [*Cyrtodactylus spinosus* LINKEM, MCGUIRE, HAYDEN, SETIADI, BICKFORD & BROWN, 2008](#)
- [*Cyrtodactylus srilekhae* AGARWAL, 2016](#)
- [*Cyrtodactylus stresemanni* RÖSLER & GLAW, 2008](#)
- [*Cyrtodactylus subsolanus* BATUWITA & BAHIR, 2005](#)
- [*Cyrtodactylus sumonthai* BAUER, PAUWELS & CHANHOME, 2002](#)
- [*Cyrtodactylus sumuroi* WELTON, SILER, LINKEM, DIESMOS & BROWN, 2010](#)
- [*Cyrtodactylus surin* CHAN-ARD & MAKCHAI, 2011](#)
- [*Cyrtodactylus sworderi* \(SMITH, 1925\)](#)
- [*Cyrtodactylus tahuna* RIYANTO, ARIDA & KOCH, 2018](#)
- [*Cyrtodactylus takouensis* NGO & BAUER, 2008](#)
- [*Cyrtodactylus tamaiensis* \(SMITH, 1940\)](#)
- [*Cyrtodactylus tambora* RIYANTO, MULYADI, MCGUIRE, KUSRINI, FEBYLASMIA, BASYIR & KAISER, 2017](#)

- [*Cyrtodactylus tanahjampea* RIYANTO, HAMIDY & MCGUIRE, 2018](#)
- [*Cyrtodactylus tanim* NIELSEN & OLIVER, 2017](#)
- [*Cyrtodactylus taungwineensis* GRISMER, WOOD, QUAH, GRISMER, THURA, OAKS & LIN, 2020](#)
- [*Cyrtodactylus tautbatorum* WELTON, SILER, DIEMOS & BROWN, 2009](#)
- [*Cyrtodactylus taybacensis* PHAM, LE, NGO, ZIEGLER, NGUYEN, 2019](#)
- [*Cyrtodactylus taynguyenensis* NGUYEN, LE, TRAN, ORLOV, LATHROP, MACCULLOCH, LE, JIN, NGUYEN, NGUYEN, HOANG, CHE, MURPHY & ZHANG, 2013](#)
- [*Cyrtodactylus tebuensis* GRISMER, ANUAR, MUIN, QUAH & WOOD, 2013](#)
- [*Cyrtodactylus teyniei* DAVID, NGUYEN, SCHNEIDER & ZIEGLER, 2011](#)
- [*Cyrtodactylus thathomensis* NAZAROV, PAUWELS, KONSTANTINOV, CHULISOV, ORLOV & POYARKOV, 2018](#)
- [*Cyrtodactylus thirakhupti* PAUWELS, BAUER, SUMONTHA & CHANHOME, 2004](#)
- [*Cyrtodactylus thochuensis* NGO VAN TRI & GRISMER, 2012](#)
- [*Cyrtodactylus thuongae* PHUNG, VAN SCHINGEN, ZIEGLER & NGUYEN, 2014](#)
- [*Cyrtodactylus thylacodactylus* MURDOCH, GRISMER, WOOD, NEANG, POYARKOV, TRI, NAZAROV, AOWPHOL, PAUWELS, NGUYEN & GRISMER, 2019](#)
- [*Cyrtodactylus tibetanus* \(BOULENGER, 1905\)](#)
- [*Cyrtodactylus tigroides* BAUER, SUMONTHA & PAUWELS, 2003](#)
- [*Cyrtodactylus timur* GRISMER, WOOD, ANUAR, QUAH, MUIN, MOHAMED, ONN, SUMARLI, LOREDO & HEINZ, 2014](#)
- [*Cyrtodactylus tiomanensis* DAS & LIM, 2000](#)
- [*Cyrtodactylus triedrus* \(GÜNTHER, 1864\)](#)
- [*Cyrtodactylus trilatofasciatus* GRISMER, WOOD JR, QUAH, ANUAR, MUIN, SUMONTHA, AHMAD, BAUER, WANGKULANGKUL, GRISMER & PAUWELS, 2012](#)
- [*Cyrtodactylus tripartitus* KRAUS, 2008](#)
- [*Cyrtodactylus tripuraensis* AGARWAL, MAHONY, GIRI, CHAITANYA & BAUER, 2018](#)
- [*Cyrtodactylus tuberculatus* \(LUCAS & FROST, 1900\)](#)
- [*Cyrtodactylus urbanus* PURKAYASTHA, DAS, BOHRA, BAUER & AGARWAL, 2020](#)
- [*Cyrtodactylus varadgirii* AGARWAL, MIRZA, PAL, MADDOCK, MISHRA & BAUER, 2016](#)
- [*Cyrtodactylus variegatus* \(BLYTH, 1859\)](#)
- [*Cyrtodactylus vilaphongi* SCHNEIDER, NGUYEN, DUC LE, NOPHASEUD, BONKOWSKI & ZIEGLER, 2014](#)
- [*Cyrtodactylus wakeorum* BAUER, 2003](#)
- [*Cyrtodactylus wallacei* HAYDEN, BROWN, GILLESPIE, SETIADI, LINKEM, ISKANDAR, UMILAELE, BICKFORD, RIYANTO, MUMPUNI & MCGUIRE, 2008](#)
- [*Cyrtodactylus wangkulangkulae* SUMONTHA, PAUWELS, SUWANNAKARN, NUTATHEERA & SODOB, 2014](#)
- [*Cyrtodactylus wayakonei* NGUYEN, KINGSADA, RÖSLER, AUER & ZIEGLER, 2010](#)
- [*Cyrtodactylus welpyanensis* GRISMER, WOOD JR, THURA, ZIN, QUAH, MURDOCH, GRISMER, LIN, KYAW & LWIN, 2017](#)
- [*Cyrtodactylus wetariensis* \(DUNN, 1927\)](#)
- [*Cyrtodactylus yakhuna* \(DERANIYAGALA, 1945\)](#)
- [*Cyrtodactylus yangbayensis* NGO VAN TRI & ONN, 2010](#)
- [*Cyrtodactylus yathepyanensis* GRISMER, WOOD JR, THURA, ZIN, QUAH, MURDOCH, GRISMER, LIN, KYAW & LWIN, 2017](#)
- [*Cyrtodactylus yoshii* HIKIDA, 1990](#)
- [*Cyrtodactylus ywanaganensis* GRISMER, WOOD, THURA, QUAH, M GRISMER, MURDOCH, ESPINOZA & LIN, 2018](#)
- [*Cyrtodactylus zebraicus* \(TAYLOR, 1962\)](#)
- [*Cyrtodactylus zhaoermii* SHI & ZHAO, 2010](#)
- [*Cyrtodactylus zieglerei* NAZAROV, ORLOV, NGUYEN & HO, 2008](#)
- [*Cyrtodactylus zugi* OLIVER, TJATURADI, MUMPUNI, KREY & RICHARDS, 2008](#)
- [*Cyrtopodion agamuroides* \(NIKOLSKY, 1900\)](#)
- [*Cyrtopodion aravallensis* \(GILL, 1997\)](#)
- [*Cyrtopodion baigii* MASROOR, 2008](#)
- [*Cyrtopodion belaense* NAZAROV, ANANJEVA & PAPENFUSS, 2011](#)
- [*Cyrtopodion brevipes* \(BLANFORD, 1874\)](#)
- [*Cyrtopodion fortmunroi* \(KHAN, 1993\)](#)
- [*Cyrtopodion gastrophole* \(WERNER, 1917\)](#)
- [*Cyrtopodion golubevi* NAZAROV, ANANJEVA & RAJABIZADEH, 2010](#)
- [*Cyrtopodion hormozganum* NAZAROV, BONDARENKO & RADJABIZADEH, 2012](#)
- [*Cyrtopodion indusoani* \(KHAN, 1988\)](#)
- [*Cyrtopodion kachhense* \(STOLICZKA, 1872\)](#)
- [*Cyrtopodion kiabii* AHMADZADEH, FLECKS, TORKI & BÖHME, 2011](#)
- [*Cyrtopodion kirmanense* \(NIKOLSKY, 1900\)](#)
- [*Cyrtopodion kohsulaimanai* \(KHAN, 1991\)](#)
- [*Cyrtopodion mansarulus* \(DUDA & SAHI, 1978\)](#)

- [Cyrtopodion medogense](#) (ZHAO & LI, 1987)
- [Cyrtopodion montiumsalsorum](#) (ANNANDALE, 1913)
- [Cyrtopodion persepolense](#) NAZAROV, ANANJEVA & RAJABIZADEH, 2010
- [Cyrtopodion potoharensis](#) KHAN, 2001
- [Cyrtopodion rhodocauda](#) (BAIG, 1998)
- [Cyrtopodion rohtasfortai](#) (KHAN & TASNIM, 1990)
- [Cyrtopodion scabrum](#) (HEYDEN, 1827)
- [Cyrtopodion sistanense](#) NAZAROV & RAJABIZADEH, 2007
- [Cyrtopodion watsoni](#) (MURRAY, 1892)
- [Dixonius aaronbaueri](#) NGO & ZIEGLER, 2009
- [Dixonius hanqseesom](#) BAUER, SUMONTHA, GROSSMANN, PAUWELS & VOGEL, 2004
- [Dixonius kaweesaki](#) SUMONTHA, CHOMNGAM, PHANAMPHON, PAWANGKHANANT, VIRIYAPANON, THANAPRAYOTSAK & PAUWELS, 2017
- [Dixonius lao](#) NGUYEN, SITTHIVONG, NGO, LUU, NGUYEN, LE & ZIEGLER, 2020
- [Dixonius melanostictus](#) (TAYLOR, 1962)
- [Dixonius minhlei](#) ZIEGLER, BOTOV, NGUYEN, BAUER, BRENNAN, NGO & NGUYEN, 2016
- [Dixonius siamensis](#) (BOULENGER, 1899)
- [Dixonius taoi](#) BOTOV, PHUNG, NGUYEN, BAUER, BRENNAN & ZIEGLER, 2015
- [Dixonius vietnamensis](#) DAS, 2004
- [Dravidogecko anamallensis](#) (GÜNTHER, 1875)
- [Dravidogecko douglasadamsi](#) CHAITANYA, GIRI, DEEPAK, DATTA-ROY, MURTHY & KARANTH, 2019
- [Dravidogecko janakiae](#) CHAITANYA, GIRI, DEEPAK, DATTA-ROY, MURTHY & KARANTH, 2019
- [Dravidogecko meghamalaiensis](#) CHAITANYA, GIRI, DEEPAK, DATTA-ROY, MURTHY & KARANTH, 2019
- [Dravidogecko septentrionalis](#) CHAITANYA, GIRI, DEEPAK, DATTA-ROY, MURTHY & KARANTH, 2019
- [Dravidogecko smithi](#) CHAITANYA, GIRI, DEEPAK, DATTA-ROY, MURTHY & KARANTH, 2019
- [Dravidogecko tholpalli](#) CHAITANYA, GIRI, DEEPAK, DATTA-ROY, MURTHY & KARANTH, 2019
- [Ebenavia boettgeri](#) BOULENGER, 1885
- [Ebenavia inunguis](#) BOETTGER, 1878
- [Ebenavia maintimainty](#) NUSSBAUM & RAXWORTHY, 1998
- [Ebenavia robusta](#) HAWLITSCHKE, SCHERZ, RUTHENSTEINER, CROTTINI & GLAW, 2018
- [Ebenavia safari](#) HAWLITSCHKE, SCHERZ, RUTHENSTEINER, CROTTINI & GLAW, 2018
- [Ebenavia tuelinae](#) HAWLITSCHKE, SCHERZ, RUTHENSTEINER, CROTTINI & GLAW, 2018
- [Elasmodactylus tetensis](#) (LOVERIDGE, 1952)
- [Elasmodactylus tuberculatus](#) BOULENGER, 1895
- [Geckolepis humbloti](#) VAILLANT, 1887
- [Geckolepis maculata](#) PETERS, 1880
- [Geckolepis megalepis](#) SCHERZ, DAZA, KÖHLER, VENCES & GLAW, 2017
- [Geckolepis polylepia](#) BOETTGER, 1893
- [Geckolepis typica](#) GRANDIDIER, 1867
- [Gehyra angusticaudata](#) (TAYLOR, 1963)
- [Gehyra arnhemica](#) OLIVER, PRASETYA, TEDESCHI, FENKER, ELLIS, DOUGHTY & MORITZ, 2020
- [Gehyra australis](#) GRAY, 1845
- [Gehyra baliola](#) (DUMÉRIL, 1851)
- [Gehyra barea](#) KOPSTEIN, 1926
- [Gehyra borroloola](#) KING, 1984
- [Gehyra brevipalmata](#) (PETERS, 1874)
- [Gehyra calcitectus](#) OLIVER, PRASETYA, TEDESCHI, FENKER, ELLIS, DOUGHTY & MORITZ, 2020
- [Gehyra capensis](#) KEALLEY, DOUGHTY, PEPPER, KEOGH, HILLYER & HUEY, 2018
- [Gehyra catenata](#) LOW, 1979
- [Gehyra chimera](#) OLIVER, PRASETYA, TEDESCHI, FENKER, ELLIS, DOUGHTY & MORITZ, 2020
- [Gehyra crypta](#) KEALLEY, DOUGHTY, PEPPER, KEOGH, HILLYER & HUEY, 2018
- [Gehyra dubia](#) (MACLEAY, 1877)
- [Gehyra einasleighensis](#) BOURKE, PRATT, VANDERDUYS & MORITZ, 2017
- [Gehyra electrum](#) ZOZAYA, FENKER & MACDONALD, 2019
- [Gehyra fehlmanni](#) (TAYLOR, 1962)
- [Gehyra fenestrata](#) DOUGHTY, BAUER, PEPPER & KEOGH, 2018
- [Gehyra finipunctata](#) DOUGHTY, BAUER, PEPPER, KEOGH & ELLIS, 2018
- [Gehyra gemina](#) OLIVER, PRASETYA, TEDESCHI, FENKER, ELLIS, DOUGHTY & MORITZ, 2020
- [Gehyra georgopotthasti](#) FLECKS, SCHMITZ, BÖHME, HENKEL & INEICH, 2012
- [Gehyra girloorloo](#) OLIVER, BOURKE, PRATT, DOUGHTY & MORITZ, 2016
- [Gehyra granulum](#) DOUGHTY, PALMER, BOURKE, TEDESCHI, OLIVER & MORITZ, 2018
- [Gehyra incognita](#) KEALLEY, DOUGHTY, PEPPER, KEOGH, HILLYER & HUEY, 2018
- [Gehyra insulensis](#) (GIRARD, 1858)

- [*Gehyra interstitialis* OUDEMANS, 1894](#)
- [*Gehyra ipsa* HORNER, 2005](#)
- [*Gehyra kimberleyi* BÖRNER & SCHÜTTLER, 1982](#)
- [*Gehyra koira* HORNER, 2005](#)
- [*Gehyra lacerata* \(TAYLOR, 1962\)](#)
- [*Gehyra lapistola* OLIVER, PRASETYA, TEDESCHI, FENKER, ELLIS, DOUGHTY & MORITZ, 2020](#)
- [*Gehyra lauta* OLIVER, PRASETYA, TEDESCHI, FENKER, ELLIS, DOUGHTY & MORITZ, 2020](#)
- [*Gehyra lazelli* \(WELLS & WELLINGTON, 1985\)](#)
- [*Gehyra leopoldi* BRONGERSMA, 1930](#)
- [*Gehyra macra* DOUGHTY, BAUER, PEPPER & KEOGH, 2018](#)
- [*Gehyra marginata* BOULENGER, 1887](#)
- [*Gehyra media* DOUGHTY, BAUER, PEPPER & KEOGH, 2018](#)
- [*Gehyra membranacruralis* KING & HORNER, 1989](#)
- [*Gehyra micra* DOUGHTY, BAUER, PEPPER & KEOGH, 2018](#)
- [*Gehyra minuta* KING, 1982](#)
- [*Gehyra montium* STORR, 1982](#)
- [*Gehyra moritzi* HUTCHINSON, SISTROM, DONNELLAN & HUTCHINSON, 2014](#)
- [*Gehyra multiporosa* DOUGHTY, PALMER, SISTROM, BAUER & DONNELLAN, 2012](#)
- [*Gehyra mutilata* \(WIEGMANN, 1834\)](#)
- [*Gehyra nana* STORR, 1978](#)
- [*Gehyra occidentalis* KING, 1984](#)
- [*Gehyra oceanica* \(LESSON, 1830\)](#)
- [*Gehyra ocellata* KEALLEY, DOUGHTY, PEPPER, KEOGH, HILLYER & HUEY, 2018](#)
- [*Gehyra pamela* KING, 1982](#)
- [*Gehyra papuana* MEYER, 1874](#)
- [*Gehyra paranana* BOURKE, DOUGHTY, TEDESCHI, OLIVER & MORITZ, 2018](#)
- [*Gehyra peninsularis* DOUGHTY, BAUER, PEPPER & KEOGH, 2018](#)
- [*Gehyra pilbara* MITCHELL, 1965](#)
- [*Gehyra pluraporosa* BOURKE, DOUGHTY, TEDESCHI, OLIVER, MYERS & MORITZ, 2018](#)
- [*Gehyra polka* DOUGHTY, BAUER, PEPPER & KEOGH, 2018](#)
- [*Gehyra pseudopunctata* DOUGHTY, BOURKE, TEDESCHI, OLIVER & MORITZ, 2018](#)
- [*Gehyra pulingka* HUTCHINSON, SISTROM, DONNELLAN & HUTCHINSON, 2014](#)
- [*Gehyra punctata* \(FRY, 1914\)](#)
- [*Gehyra purpurascens* STORR, 1982](#)
- [*Gehyra robusta* KING, 1984](#)
- [*Gehyra rohan* OLIVER, CLEGG, FISHER, RICHARDS, TAYLOR & JOCQUE, 2016](#)
- [*Gehyra serraticauda* SKIPWITH & OLIVER, 2014](#)
- [*Gehyra spheniscus* DOUGHTY, PALMER, SISTROM, BAUER & DONNELLAN, 2012](#)
- [*Gehyra unguiculata* KEALLEY, DOUGHTY, PEPPER, KEOGH, HILLYER & HUEY, 2018](#)
- [*Gehyra variegata* \(DUMÉRIL & BIBRON, 1836\)](#)
- [*Gehyra versicolor* HUTCHINSON, SISTROM, DONNELLAN & HUTCHINSON, 2014](#)
- [*Gehyra vorax* GIRARD, 1858](#)
- [*Gehyra xenopus* STORR, 1978](#)
- [*Gekko aaronbaueri* TRI, THAI, PHIMVOHAN, DAVID & TEYNIÉ, 2015](#)
- [*Gekko adleri* NGUYEN, WANG, YANG, LEHMANN, LE, ZIEGLER & BONKOWSKI, 2013](#)
- [*Gekko albofasciolatus* \(GÜNTHER, 1867\)](#)
- [*Gekko athymus* BROWN & ALCALA, 1962](#)
- [*Gekko auriverrucosus* ZHOU & LIU, 1982](#)
- [*Gekko badenii* SZCZERBAK & NEKRASOVA, 1994](#)
- [*Gekko bannaense* WANG, WANG & LIU, 2016](#)
- [*Gekko boehmei* LUU, CALAME, NGUYEN, LE & ZIEGLER, 2015](#)
- [*Gekko bonkowskii* LUU, CALAME, NGUYEN, LE & ZIEGLER, 2015](#)
- [*Gekko browni* RUSSELL, 1979](#)
- [*Gekko canaensis* NGO & GAMBLE, 2011](#)
- [*Gekko canhi* RÖSLER, NGUYEN, VAN DOAN, HO, NGUYEN & ZIEGLER, 2010](#)
- [*Gekko carusadensis* LINKEM, SILER, DIESMOS, SY & BROWN, 2010](#)
- [*Gekko chinensis* \(GRAY, 1842\)](#)
- [*Gekko cicakterbang* GRISMER, WOOD, GRISMER, QUAH, THY, PHIMMACHAK, SIVONGXAY, SEATEUN, STUART, SILER, MULCAHY, ANAMZA & BROWN, 2019](#)
- [*Gekko coi* BROWN, SILER, OLIVEROS, DIESMOS & ALCALA, 2011](#)
- [*Gekko crombota* BROWN, OLIVEROS, SILER & DIESMOS, 2008](#)
- [*Gekko ernstkelleri* RÖSLER, SILER, BROWN, DEMEGLIO & GAULKE, 2006](#)
- [*Gekko flavimaritus* RUJIRAWAN, FONG & AOWPHOL, 2019](#)

- [*Gekko gekko* \(LINNAEUS, 1758\)](#)
- [*Gekko gigante* BROWN & ALCALA, 1978](#)
- [*Gekko grossmanni* GÜNTHER, 1994](#)
- [*Gekko guishanicus* LIN & YAO, 2016](#)
- [*Gekko gulat* BROWN, DIESMOS, DU YA, GARCIA & RICO, 2010](#)
- [*Gekko hokouensis* POPE, 1928](#)
- [*Gekko horsfieldii* \(GRAY, 1827\)](#)
- [*Gekko intermedium* TAYLOR, 1915](#)
- [*Gekko iskandari* BROWN, SUPRIATNA & OTA, 2000](#)
- [*Gekko japonicus* \(SCHLEGEL, 1836\)](#)
- [*Gekko kabkaebin* GRISMER, WOOD, GRISMER, QUAH, THY, PHIMMACHAK, SIVONGXAY, SEATEUN, STUART, SILER, MULCAHY, ANAMZA & BROWN, 2019](#)
- [*Gekko kaengkrahanense* SUMONTHA, PAUWELS, KUNYA, LIMLIKHITAKSORN, RUKSUE, TAOKRATOK, ANSERMET & CHANHOME, 2012](#)
- [*Gekko kikuchii* \(OSHIMA, 1912\)](#)
- [*Gekko kuhli* \(STEJNEGER, 1902\)](#)
- [*Gekko kwangsiensis* YANG, 2015](#)
- [*Gekko lauhachindai* PANITVONG, SUMONTHA, KONLEK & KUNYA, 2010](#)
- [*Gekko liboensis* ZHOU, LIU & LI, 1982](#)
- [*Gekko lionotum* ANNANDALE, 1905](#)
- [*Gekko melli* \(VOGT, 1922\)](#)
- [*Gekko mindorensis* TAYLOR, 1919](#)
- [*Gekko monarchus* \(SCHLEGEL, 1836\)](#)
- [*Gekko nadenensis* LUU, NGUYEN, LE, BONKOWSKI & ZIEGLER, 2017](#)
- [*Gekko nicobarensis* DAS & VIJAYAKUMAR, 2009](#)
- [*Gekko nutaphandi* BAUER, SUMONTHA & PAUWELS, 2008](#)
- [*Gekko palawanensis* TAYLOR, 1925](#)
- [*Gekko palmatus* BOULENGER, 1907](#)
- [*Gekko petricolus* TAYLOR, 1962](#)
- [*Gekko popaense* GRISMER, WOOD, THURA, M GRISMER, BROWN & STUART, 2018](#)
- [*Gekko porosus* TAYLOR, 1922](#)
- [*Gekko reevesii* \(GRAY, 1831\)](#)
- [*Gekko remotus* RÖSLER, INEICH, WILMS & BÖHME, 2012](#)
- [*Gekko rhacophorus* \(BOULENGER, 1899\)](#)
- [*Gekko romblon* BROWN & ALCALA, 1978](#)
- [*Gekko rossi* BROWN, OLIVEROS, SILER & DIESMOS, 2009](#)
- [*Gekko russelltraini* NGO VAN TRI, BAUER, WOOD, & JL GRISMER, 2009](#)
- [*Gekko scabridus* LIU & ZHOU, 1982](#)
- [*Gekko scientiaventura* RÖSLER, ZIEGLER, VU, HERRMANN & BÖHME, 2004](#)
- [*Gekko sengchanthavongii* LUU, CALAME, NGUYEN, LE & ZIEGLER, 2015](#)
- [*Gekko shibatai* TODA, SENGOKU, HIKIDA & OTA, 2008](#)
- [*Gekko siamensis* GROSSMANN & ULBER, 1990](#)
- [*Gekko similignum* SMITH, 1923](#)
- [*Gekko smithii* GRAY, 1842](#)
- [*Gekko sorok* DAS, LAKIM, KANDAUNG, 2008](#)
- [*Gekko subpalmatus* \(GÜNTHER, 1864\)](#)
- [*Gekko swinhonis* GÜNTHER, 1864](#)
- [*Gekko taibaiensis* SONG, 1985](#)
- [*Gekko takouensis* NGO & GAMBLE, 2010](#)
- [*Gekko tawaensis* OKADA, 1956](#)
- [*Gekko thakhekensis* LUU, CALAME, NGUYEN, LE, BONKOWSKI & ZIEGLER, 2014](#)
- [*Gekko tokehos* GRISMER, WOOD, GRISMER, QUAH, THY, PHIMMACHAK, SIVONGXAY, SEATEUN, STUART, SILER, MULCAHY, ANAMZA & BROWN, 2019](#)
- [*Gekko trinotaterra* BROWN, 1999](#)
- [*Gekko truongi* PHUNG & ZIEGLER, 2011](#)
- [*Gekko verreauxi* TYTLER, 1865](#)
- [*Gekko vertebralis* TODA, SENGOKU, HIKIDA & OTA, 2008](#)
- [*Gekko vietnamensis* SANG, 2010](#)
- [*Gekko vittatus* HOUTTUYN, 1782](#)
- [*Gekko wenxianensis* ZHOU & WANG, 2008](#)
- [*Gekko yakuensis* MATSUI & OKADA, 1968](#)
- [*Goggia braacki* \(GOOD, BAUER & BRANCH, 1996\)](#)
- [*Goggia essexi* \(HEWITT, 1925\)](#)

- [Goggia gemmula](#) (BAUER, BRANCH & GOOD, 1996)
- [Goggia hewitti](#) (BRANCH, BAUER & GOOD, 1995)
- [Goggia hexapora](#) (BRANCH, BAUER & GOOD, 1995)
- [Goggia incognita](#) HEINICKE, TURK & BAUER, 2017
- [Goggia lineata](#) (GRAY, 1838)
- [Goggia matzikamaensis](#) HEINICKE, TURK & BAUER, 2017
- [Goggia microlepidota](#) (FITZSIMONS, 1939)
- [Goggia rupicola](#) (FITZSIMONS, 1938)
- [Hemidactylus aaronbaueri](#) GIRI, 2008
- [Hemidactylus acanthopholis](#) MIRZA & SANAP, 2014
- [Hemidactylus achaemenidicus](#) TORKI, 2019
- [Hemidactylus adensis](#) SMÍD, MORAVEC, KRATOCHVÍL, NASHER, MAZUCH, GVOŽDÍK & CARRANZA, 2015
- [Hemidactylus afarensis](#) ŠMÍD, MAZUCH, NOVÁKOVÁ, MODRY, MALONZA, ABDIRAHMAN-ELMI, CARRANZA, AND MORAVEC, 2020
- [Hemidactylus agrisus](#) VANZOLINI, 1978
- [Hemidactylus albituberculatus](#) TRAPE, 2012
- [Hemidactylus albivertebralis](#) TRAPE & BÖHME, 2012
- [Hemidactylus albofasciatus](#) GRANDISON & SOMAN, 1963
- [Hemidactylus albopunctatus](#) (LOVERIDGE, 1947)
- [Hemidactylus alfarraji](#) ŠMÍD, SHOBRAK, WILMS, JOGER & CARRANZA, 2016
- [Hemidactylus alkiyumii](#) CARRANZA & ARNOLD, 2012
- [Hemidactylus angulatus](#) HALLOWELL, 1854
- [Hemidactylus ansorgii](#) BOULENGER, 1901
- [Hemidactylus aporus](#) BOULENGER, 1906
- [Hemidactylus aquilonius](#) ZUG & MCMAHAN, 2007
- [Hemidactylus arnoldi](#) LANZA, 1978
- [Hemidactylus asirensis](#) ŠMÍD, SHOBRAK, WILMS, JOGER & CARRANZA, 2016
- [Hemidactylus awashensis](#) SMID, MORAVEC, KRATOCHVIL, NASHER, MAZUCH, GVOŽDÍK & CARRANZA, 2015
- [Hemidactylus barbieri](#) SINDACO, RAZZETTI & ZILIANI, 2007
- [Hemidactylus barodanus](#) BOULENGER, 1901
- [Hemidactylus bavazzanoi](#) LANZA, 1978
- [Hemidactylus bayonii](#) BOCAGE, 1893
- [Hemidactylus benguellensis](#) BOCAGE, 1893
- [Hemidactylus beninensis](#) BAUER, TCHIBOZO, PAUWELS & LENGLET, 2006
- [Hemidactylus biokoensis](#) WAGNER, LEACHÉ & FUJITA, 2014
- [Hemidactylus bouvieri](#) (BOCOURT, 1870)
- [Hemidactylus bowringii](#) (GRAY, 1845)
- [Hemidactylus brasiliensis](#) (AMARAL, 1935)
- [Hemidactylus brookii](#) GRAY, 1845
- [Hemidactylus chikhaldaraensis](#) AGARWAL, BAUER, GIRI & KHANDEKAR, 2019
- [Hemidactylus chipkali](#) MIRZA & RAJU, 2017
- [Hemidactylus citernii](#) BOULENGER, 1912
- [Hemidactylus coalescens](#) WAGNER, LEACHÉ & FUJITA, 2014
- [Hemidactylus craspedotus](#) MOCQUARD, 1890
- [Hemidactylus curlei](#) PARKER, 1942
- [Hemidactylus dawudazraqi](#) MORAVEC, KRATOCHVÍL, AMR, JANDZIK, ŠMÍD & GVOŽDÍK, 2011
- [Hemidactylus depressus](#) GRAY, 1842
- [Hemidactylus dracaenacolus](#) RÖSLER & WRANIK, 1999
- [Hemidactylus echinus](#) O'SHAUGHNESSY, 1875
- [Hemidactylus endophis](#) CARRANZA & ARNOLD, 2012
- [Hemidactylus eniangii](#) WAGNER, LEACHÉ & FUJITA, 2014
- [Hemidactylus fasciatus](#) GRAY, 1842
- [Hemidactylus festivus](#) CARRANZA & ARNOLD, 2012
- [Hemidactylus flaviviridis](#) RÜPPELL, 1835
- [Hemidactylus forbesii](#) BOULENGER, 1899
- [Hemidactylus foudaii](#) BAHA EL DIN, 2003
- [Hemidactylus fragilis](#) CALABRESI, 1915
- [Hemidactylus frenatus](#) DUMÉRIL & BIBRON, 1836
- [Hemidactylus funaiolii](#) LANZA, 1978
- [Hemidactylus garnotii](#) DUMÉRIL & BIBRON, 1836
- [Hemidactylus giganteus](#) STOLICZKA, 1871
- [Hemidactylus gleadowi](#) MURRAY, 1884
- [Hemidactylus gracilis](#) BLANFORD, 1870

- [Hemidactylus granchii LANZA, 1978](#)
- [Hemidactylus graniticolus AGARWAL, GIRI & BAUER, 2011](#)
- [Hemidactylus granosus HEYDEN, 1827](#)
- [Hemidactylus granti BOULENGER, 1899](#)
- [Hemidactylus greeffii BOCAGE, 1886](#)
- [Hemidactylus gujaratensis GIRI, BAUER, VYAS & PATIL, 2009](#)
- [Hemidactylus hajarensis CARRANZA & ARNOLD, 2012](#)
- [Hemidactylus hemchandrai DANDGE & TIPPLE, 2015](#)
- [Hemidactylus homoeolepis BLANFORD, 1881](#)
- [Hemidactylus hunae DERANIYAGALA, 1937](#)
- [Hemidactylus imbricatus \(BAUER, GIRI, GREENBAUM, JACKMAN, DHARNE & SHOUCHE, 2008\)](#)
- [Hemidactylus inexpectatus CARRANZA & ARNOLD, 2012](#)
- [Hemidactylus inintellectus Sindaco, Ziliani, Razzetti, Pupin, Grieco, 2009](#)
- [Hemidactylus isolepis BOULENGER, 1895](#)
- [Hemidactylus ituriensis SCHMIDT, 1919](#)
- [Hemidactylus jubensis BOULENGER, 1895](#)
- [Hemidactylus jumailiae BUSAIS & JOGER, 2011](#)
- [Hemidactylus kamdemtohami BAUER & PAUWELS, 2002](#)
- [Hemidactylus kangerensis MIRZA, BHOSALE & PATIL, 2017](#)
- [Hemidactylus karenorum \(THEOBALD, 1868\)](#)
- [Hemidactylus klauberi SCORTECCI, 1948](#)
- [Hemidactylus koliensis AGARWAL, BAUER, GIRI & KHANDEKAR, 2019](#)
- [Hemidactylus kundaensis CHIRIO & TRAPE, 2012](#)
- [Hemidactylus kurdicus SAFAEI-MAHROO, GHAFARI, GHAFOR & AMINI, 2017](#)
- [Hemidactylus kushmorensis MURRAY, 1884](#)
- [Hemidactylus kyaboboensis WAGNER, LEACHÉ & FUJITA, 2014](#)
- [Hemidactylus laevis BOULENGER, 1901](#)
- [Hemidactylus lamaensis ULLENBRUCH, GRELL & BÖHME, 2010](#)
- [Hemidactylus lankae DERANIYAGALA, 1953](#)
- [Hemidactylus lanzai ŠMÍD, MAZUCH, NOVÁKOVÁ, MODRY, MALONZA, ABDIRAHMAN-ELMI, CARRANZA, AND MORAVEC, 2020](#)
- [Hemidactylus laticaudatus ANDERSSON, 1910](#)
- [Hemidactylus lavadeserticus MORAVEC & BÖHME, 1997](#)
- [Hemidactylus lemuringus ARNOLD, 1980](#)
- [Hemidactylus leschenaultii DUMÉRIL & BIBRON, 1836](#)
- [Hemidactylus longicephalus BOCAGE, 1873](#)
- [Hemidactylus lopezjuradoi ARNOLD, VASCONCELOS, HARRIS, MATEO & CARRANZA, 2008](#)
- [Hemidactylus luqueorum CARRANZA & ARNOLD, 2012](#)
- [Hemidactylus mabouia \(MOREAU DE JONNÈS, 1818\)](#)
- [Hemidactylus macropholis BOULENGER, 1896](#)
- [Hemidactylus maculatus DUMÉRIL & BIBRON, 1836](#)
- [Hemidactylus makolowodei BAUER, LEBRETON, CHIRIO, INEICH & TALLA KOUETE, 2006](#)
- [Hemidactylus malcolmsmithi \(CONSTABLE, 1949\)](#)
- [Hemidactylus mandebensis SMID, MORAVEC, KRATOCHVIL, NASHER, MAZUCH, GVOŽDÍK & CARRANZA, 2015](#)
- [Hemidactylus masirahensis CARRANZA & ARNOLD, 2012](#)
- [Hemidactylus matschiei \(TORNIER, 1901\)](#)
- [Hemidactylus megalops PARKER, 1932](#)
- [Hemidactylus mercatorius GRAY, 1842](#)
- [Hemidactylus mindiae BAHA EL DIN, 2005](#)
- [Hemidactylus minutus VASCONCELOS & CARRANZA, 2014](#)
- [Hemidactylus modestus \(GÜNTHER, 1894\)](#)
- [Hemidactylus montanus BUSAIS & JOGER, 2011](#)
- [Hemidactylus mrimaensis MALONZA & BAUER, 2014](#)
- [Hemidactylus muriceus PETERS, 1870](#)
- [Hemidactylus murrayi GLEADOW, 1887](#)
- [Hemidactylus newtoni FERREIRA, 1897](#)
- [Hemidactylus nzingae CERÍACO, AGARWAL, MARQUES & BAUER
BAUER, 2020](#)
- [Hemidactylus ophirolepis BOULENGER, 1903](#)
- [Hemidactylus ophirolepoides LANZA, 1978](#)
- [Hemidactylus oxyrhinus BOULENGER, 1899](#)
- [Hemidactylus paaragowli SRIKANTHAN, SWAMY, MOHAN & PAL, 2018](#)
- [Hemidactylus paivae CERÍACO, AGARWAL, MARQUES & BAUER
BAUER, 2020](#)
- [Hemidactylus palaichthus KLUGE, 1969](#)

- [Hemidactylus parvimaculatus DERANIYAGALA, 1953](#)
- [Hemidactylus pauciporosus LANZA, 1978](#)
- [Hemidactylus paucituberculatus CARRANZA & ARNOLD, 2012](#)
- [Hemidactylus persicus ANDERSON, 1872](#)
- [Hemidactylus pieresii KELAART, 1852](#)
- [Hemidactylus platycephalus PETERS, 1854](#)
- [Hemidactylus platyurus \(SCHNEIDER, 1797\)](#)
- [Hemidactylus prashadi SMITH, 1935](#)
- [Hemidactylus principensis MILLER, SELLAS & DREWES, 2012](#)
- [Hemidactylus pseudomuriceus HENLE & BÖHME, 2003](#)
- [Hemidactylus pseudoromeshkanicus TORKI, 2019](#)
- [Hemidactylus puccionii CALABRESI, 1927](#)
- [Hemidactylus pumilio BOULENGER, 1899](#)
- [Hemidactylus reticulatus BEDDOME, 1870](#)
- [Hemidactylus richardsonii \(GRAY, 1845\)](#)
- [Hemidactylus robustus HEYDEN, 1827](#)
- [Hemidactylus romeshkanicus TORKI, 2011](#)
- [Hemidactylus ruspolii BOULENGER, 1896](#)
- [Hemidactylus saba BUSAIS & JOGER, 2011](#)
- [Hemidactylus sahali MIRZA, GOWANDE, PATIL, AMBEKAR & PATEL, 2018](#)
- [Hemidactylus sankariensis AGARWAL, BAUER, GIRI & KHANDEKAR, 2019](#)
- [Hemidactylus sassanidianus TORKI, 2019](#)
- [Hemidactylus sataragensis GIRI & BAUER, 2008](#)
- [Hemidactylus scabriceps \(ANNANDALE, 1906\)](#)
- [Hemidactylus shihraensis BUSAIS & JOGER, 2011](#)
- [Hemidactylus sinaitus BOULENGER, 1885](#)
- [Hemidactylus siva SRINIVASULU, SRINIVASULU & KUMAR, 2018](#)
- [Hemidactylus smithi BOULENGER, 1895](#)
- [Hemidactylus somalicus PARKER, 1932](#)
- [Hemidactylus squamulatus TORNIER, 1896](#)
- [Hemidactylus stejnegeri OTA & HIKIDA, 1989](#)
- [Hemidactylus sushilduttai GIRI, BAUER, MOHAPATRA, SRINIVASULU & AGARWAL, 2017](#)
- [Hemidactylus tanganicus LOVERIDGE, 1929](#)
- [Hemidactylus tasmani HEWITT, 1932](#)
- [Hemidactylus taylori PARKER, 1932](#)
- [Hemidactylus tenkatei LIDTH DE JEUDE, 1895](#)
- [Hemidactylus thayene ZUG & MCMAHAN, 2007](#)
- [Hemidactylus treutleri MAHONY, 2009](#)
- [Hemidactylus triedrus \(DAUDIN, 1802\)](#)
- [Hemidactylus tropidolepis MOCQUARD, 1888](#)
- [Hemidactylus turcicus \(LINNAEUS, 1758\)](#)
- [Hemidactylus ulii ŠMÍD, MORAVEC, KRATOCHVÍL, GVOŽDÍK, NASHER, BUSAIS, WILMS, SHOBRAK, CARRANZA, 2013](#)
- [Hemidactylus vanam CHAITANYA, LAJMI & GIRI, 2018](#)
- [Hemidactylus varadgirii CHAITANYA, AGARWAL, LAJMI & KHANDEKAR, 2019](#)
- [Hemidactylus vietnamensis DAREVSKY, KUPRIYANOVA & ROSHCHIN, 1984](#)
- [Hemidactylus vijayraghavani MIRZA, 2018](#)
- [Hemidactylus whitakeri MIRZA, GOWANDE, PATIL, AMBEKAR & PATEL, 2018](#)
- [Hemidactylus yajurvedi MURTHY, BAUER, LAJMI, AGARWAL & GIRI, 2015](#)
- [Hemidactylus yerburii ANDERSON, 1895](#)
- [Hemiphyllodactylus arakuensis AGARWAL, KHANDEKAR, GIRI, RAMAKRISHNAN & KARANTH, 2019](#)
- [Hemiphyllodactylus aurantiacus \(BEDDOME, 1870\)](#)
- [Hemiphyllodactylus banaensis NGO VAN TRI, GRISMER, THAI & WOOD, 2014](#)
- [Hemiphyllodactylus bintik GRISMER, WOOD, ANUAR, QUAH, MUIN, ONN, SUMARLI & LOREDO, 2015](#)
- [Hemiphyllodactylus changningensis GUO, ZHOU, YAN & LI, 2015](#)
- [Hemiphyllodactylus Chiangmaiensis GRISMER, WOOD & COTA, 2014](#)
- [Hemiphyllodactylus cicak COBOS, GRISMER, WOOD, QUAH, ANUAR & MUIN, 2016](#)
- [Hemiphyllodactylus dushanensis \(ZHOU & LIU, 1981\)](#)
- [Hemiphyllodactylus engganoensis GRISMER, RIYANTO, ISKANDAR & MCGUIRE, 2014](#)
- [Hemiphyllodactylus flaviventris SUKPRASERT, SUTTHIWISES, LAUHACHINDA & TAKSINTUM, 2018](#)
- [Hemiphyllodactylus ganoklonis ZUG, 2010](#)
- [Hemiphyllodactylus harterti \(WERNER, 1900\)](#)
- [Hemiphyllodactylus hongkongensis SUNG, LEE, NG, ZHANG & YANG, 2018](#)

- [Hemiphyllodactylus huishuiensis](#) YAN, LIN, GUO, LI & ZHOU, 2016
- [Hemiphyllodactylus indosobrinus](#) ELIADES, PHIMMACHAK, SIVONGXAY, SILER & STUART, 2019
- [Hemiphyllodactylus insularis](#) TAYLOR, 1918
- [Hemiphyllodactylus jinpingensis](#) (ZHOU & LIU, 1981)
- [Hemiphyllodactylus jnana](#) AGARWAL, KHANDEKAR, GIRI, RAMAKRISHNAN & KARANTH, 2019
- [Hemiphyllodactylus khlonglanensis](#) SUKPRASERT, SUTTHIWISES, LAUHACHINDA & TAKSINTUM, 2018
- [Hemiphyllodactylus kiziriani](#) NGUYEN, BOTOV, LE DUC, NOPHASEUD, BONKOWSKI & ZIEGLER, 2014
- [Hemiphyllodactylus kolliensis](#) AGARWAL, KHANDEKAR, GIRI, RAMAKRISHNAN & KARANTH, 2019
- [Hemiphyllodactylus kyaiktiyoensis](#) GRISMER, WOOD, QUAH, THURA, OAKS & LIN, 2020
- [Hemiphyllodactylus larutensis](#) (BOULENGER, 1900)
- [Hemiphyllodactylus linnwayensis](#) GRISMER, WOOD, THURA, ZIN, QUAH, MURDOCH, GRISMER, LI, KYAW & LWIN, 2017
- [Hemiphyllodactylus longlingensis](#) (ZHOU & LIU, 1981)
- [Hemiphyllodactylus margarethae](#) BRONGERSMA, 1931
- [Hemiphyllodactylus montawaensis](#) GRISMER, WOOD, THURA, ZIN, QUAH, MURDOCH, GRISMER, LI, KYAW & LWIN, 2017
- [Hemiphyllodactylus ngwelwini](#) GRISMER, WOOD, QUAH, THURA, OAKS & LIN, 2020
- [Hemiphyllodactylus nilgiriensis](#) AGARWAL, BAUER, PAL, SRIKANTHAN & KHANDEKAR, 2020
- [Hemiphyllodactylus peninsularis](#) AGARWAL, BAUER, PAL, SRIKANTHAN & KHANDEKAR, 2020
- [Hemiphyllodactylus pinlaungensis](#) GRISMER, WOOD, QUAH, THURA, OAKS & LIN, 2020
- [Hemiphyllodactylus serpispecus](#) ELIADES, PHIMMACHAK, SIVONGXAY, SILER & STUART, 2019
- [Hemiphyllodactylus tehtarik](#) GRISMER, WOOD Jr, ANUAR, MUN, QUAH, MCGUIRE, BROWN, VAN TRI & THAI, 2013
- [Hemiphyllodactylus titiwangsaensis](#) ZUG, 2010
- [Hemiphyllodactylus tonywhitteni](#) GRISMER, WOOD, THURA, ZIN, QUAH, MURDOCH, GRISMER, LI, KYAW & LWIN, 2017
- [Hemiphyllodactylus typus](#) BLEEKER, 1860
- [Hemiphyllodactylus uga](#) GRISMER, WOOD, THURA, ZIN, QUAH, MURDOCH, GRISMER, LI, KYAW & LWIN, 2018
- [Hemiphyllodactylus yunnanensis](#) (BOULENGER, 1903)
- [Hemiphyllodactylus ywanganensis](#) GRISMER, WOOD, THURA, ZIN, QUAH, MURDOCH, GRISMER, LI, KYAW & LWIN, 2018
- [Hemiphyllodactylus zugi](#) NGUYEN, LEHMANN, LE DUC, DUONG, BONKOWSKI & ZIEGLER, 2013
- [Hemiphyllodactylus zwegabinensis](#) GRISMER, WOOD, QUAH, THURA, OAKS & LIN, 2020
- [Heteronotia atra](#) PEPPER, DOUGHTY, FUJITA, MORITZ & KEOGH, 2013
- [Heteronotia binoei](#) (GRAY, 1845)
- [Heteronotia fasciolata](#) PEPPER, DOUGHTY, FUJITA, MORITZ & KEOGH, 2013
- [Heteronotia planiceps](#) STORR, 1989
- [Heteronotia spelea](#) (KLUGE, 1963)
- [Homopholis arnoldi](#) LOVERIDGE, 1944
- [Homopholis fasciata](#) (BOULENGER, 1890)
- [Homopholis mulleri](#) VISSER, 1987
- [Homopholis walbergii](#) (SMITH, 1849)
- [Kolekanos plumicaudus](#) (HAACKE, 2008)
- [Lakigecko aaronbaueri](#) TORKI, 2020
- [Lepidodactylus aignanus](#) KRAUS, 2019
- [Lepidodactylus aureolineatus](#) TAYLOR, 1915
- [Lepidodactylus balioburius](#) OTA & CROMBIE, 1989
- [Lepidodactylus browni](#) PERNETTA & BLACK, 1983
- [Lepidodactylus buleli](#) INEICH, 2008
- [Lepidodactylus christiani](#) TAYLOR, 1917
- [Lepidodactylus dialeukos](#) KRAUS, 2019
- [Lepidodactylus euaensis](#) GIBBONS & BROWN, 1988
- [Lepidodactylus flaviocularis](#) BROWN, MCCOY & RODDA, 1992
- [Lepidodactylus gardineri](#) BOULENGER, 1897
- [Lepidodactylus guppyi](#) BOULENGER, 1884
- [Lepidodactylus herrei](#) TAYLOR, 1923
- [Lepidodactylus intermedius](#) DAREVSKY, 1964
- [Lepidodactylus kwasnickae](#) KRAUS, 2019
- [Lepidodactylus labialis](#) (PETERS, 1867)
- [Lepidodactylus listeri](#) (BOULENGER, 1889)
- [Lepidodactylus lombocensis](#) MERTENS, 1929
- [Lepidodactylus lugubris](#) (DUMÉRIL & BIBRON, 1836)
- [Lepidodactylus magnus](#) BROWN & PARKER, 1977

- [*Lepidodactylus manni* SCHMIDT, 1923](#)
- [*Lepidodactylus mitchelli* KRAUS, 2019](#)
- [*Lepidodactylus moestus* \(PETERS, 1867\)](#)
- [*Lepidodactylus mutahi* BROWN & PARKER, 1977](#)
- [*Lepidodactylus novaeguineae* BROWN & PARKER, 1977](#)
- [*Lepidodactylus oligoporus* BUDEN, 2007](#)
- [*Lepidodactylus oortii* \(KOPSTEIN, 1926\)](#)
- [*Lepidodactylus orientalis* BROWN & PARKER, 1977](#)
- [*Lepidodactylus pantai* STUBBS, KARIN, ARIFIN, ISKANDAR, ARIDA, REILLY, BLOCH, KUSNADI & MCGUIRE, 2017](#)
- [*Lepidodactylus paurolepis* OTA, FISHER, INEICH & CASE, 1995](#)
- [*Lepidodactylus planicaudus* STEJNEGER, 1905](#)
- [*Lepidodactylus pulcher* BOULENGER, 1885](#)
- [*Lepidodactylus pumilus* \(BOULENGER, 1885\)](#)
- [*Lepidodactylus ranauensis* OTA & HIKIDA, 1988](#)
- [*Lepidodactylus sacrolineatus* KRAUS & OLIVER, 2020](#)
- [*Lepidodactylus shebae* \(BROWN & TANNER, 1949\)](#)
- [*Lepidodactylus tepukapili* ZUG, WATLING, ALEFAIO, ALEFAIO & LUDESCHER, 2003](#)
- [*Lepidodactylus vanuatuensis* OTA, FISHER, INEICH, CASE, RADTKEY & ZUG, 1998](#)
- [*Lepidodactylus woodfordi* BOULENGER, 1887](#)
- [*Lepidodactylus yami* OTA, 1987](#)
- [*Lepidodactylus zweifeli* KRAUS, 2019](#)
- [*Luperosaurus angliit* BROWN, DIEMOS & OLIVEROS, 2011](#)
- [*Luperosaurus brooksii* \(BOULENGER, 1920\)](#)
- [*Luperosaurus corfieldi* GAULKE, RÖSLER & BROWN, 2007](#)
- [*Luperosaurus cumingii* \(GRAY, 1845\)](#)
- [*Luperosaurus joloensis* TAYLOR, 1918](#)
- [*Luperosaurus kubli* BROWN, DIEMOS & DUYA, 2007](#)
- [*Luperosaurus macgregori* STEJNEGER, 1907](#)
- [*Luperosaurus palawanensis* BROWN & ALCALA, 1978](#)
- [*Luperosaurus yasumai* OTA, SENGOKU & HIKIDA, 1996](#)
- [*Lygodactylus angolensis* BOCAGE, 1896](#)
- [*Lygodactylus angularis* GÜNTHER, 1893](#)
- [*Lygodactylus arnouliti* PASTEUR, 1965](#)
- [*Lygodactylus bernardi* FITZSIMONS, 1958](#)
- [*Lygodactylus bivittis* \(PETERS, 1883\)](#)
- [*Lygodactylus blancae* PASTEUR, 1995](#)
- [*Lygodactylus blanci* PASTEUR, 1967](#)
- [*Lygodactylus bonsi* PASTEUR, 1962](#)
- [*Lygodactylus bradfieldi* HEWITT, 1932](#)
- [*Lygodactylus broadleji* PASTEUR, 1995](#)
- [*Lygodactylus capensis* \(SMITH, 1849\)](#)
- [*Lygodactylus chobiensis* FITZSIMONS, 1932](#)
- [*Lygodactylus conradti* MATSCHIE, 1892](#)
- [*Lygodactylus conraui* TORNIER, 1902](#)
- [*Lygodactylus decaryi* ANGEL, 1930](#)
- [*Lygodactylus depressus* SCHMIDT, 1919](#)
- [*Lygodactylus expectatus* PASTEUR & BLANC, 1967](#)
- [*Lygodactylus fischeri* BOULENGER, 1890](#)
- [*Lygodactylus grandisonae* PASTEUR, 1962](#)
- [*Lygodactylus graniticolus* JACOBSEN, 1992](#)
- [*Lygodactylus gravis* PASTEUR, 1965](#)
- [*Lygodactylus grotei* STERNFELD, 1911](#)
- [*Lygodactylus guibei* PASTEUR, 1965](#)
- [*Lygodactylus gutturalis* \(BOCAGE, 1873\)](#)
- [*Lygodactylus heterurus* BOETTGER, 1913](#)
- [*Lygodactylus incognitus* JACOBSEN, 1992](#)
- [*Lygodactylus inexpectatus* PASTEUR, 1965](#)
- [*Lygodactylus insularis* BOETTGER, 1913](#)
- [*Lygodactylus intermedius* PASTEUR, 1995](#)
- [*Lygodactylus keniensis* PARKER, 1936](#)
- [*Lygodactylus kimhowelli* PASTEUR, 1995](#)
- [*Lygodactylus klemmeri* PASTEUR, 1965](#)

- [*Lygodactylus klugei* \(SMITH, MARTIN & SWAIN, 1977\)](#)
- [*Lygodactylus laterimaculatus* PASTEUR, 1964](#)
- [*Lygodactylus lawrencei* HEWITT, 1926](#)
- [*Lygodactylus madagascariensis* \(BOETTGER, 1881\)](#)
- [*Lygodactylus manni* LOVERIDGE, 1928](#)
- [*Lygodactylus methueni* FITZSIMONS, 1937](#)
- [*Lygodactylus miops* GÜNTHER, 1891](#)
- [*Lygodactylus mirabilis* \(PASTEUR, 1962\)](#)
- [*Lygodactylus mombasicus* LOVERIDGE, 1935](#)
- [*Lygodactylus montanus* PASTEUR, 1965](#)
- [*Lygodactylus montiscaeruli* JACOBSEN, 1992](#)
- [*Lygodactylus nigropunctatus* JACOBSEN, 1992](#)
- [*Lygodactylus ocellatus* ROUX, 1907](#)
- [*Lygodactylus ornatus* PASTEUR, 1965](#)
- [*Lygodactylus pauliani* PASTEUR & BLANC, 1991](#)
- [*Lygodactylus picturatus* \(PETERS, 1870\)](#)
- [*Lygodactylus pictus* \(PETERS, 1883\)](#)
- [*Lygodactylus rarus* PASTEUR & BLANC, 1973](#)
- [*Lygodactylus regulus* PORTIK, TRAVERS, BAUER & BRANCH, 2013](#)
- [*Lygodactylus rex* BROADLEY, 1963](#)
- [*Lygodactylus roavolana* PUENTE, GLAW, VIEITES & VENCES, 2009](#)
- [*Lygodactylus scheffleri* STERNFELD, 1912](#)
- [*Lygodactylus scorteccii* PASTEUR, 1959](#)
- [*Lygodactylus somalicus* LOVERIDGE, 1935](#)
- [*Lygodactylus soutpansbergensis* JACOBSEN, 1994](#)
- [*Lygodactylus stevensoni* HEWITT, 1926](#)
- [*Lygodactylus thomensis* \(PETERS, 1881\)](#)
- [*Lygodactylus tolampyae* \(GRANDIDIER, 1872\)](#)
- [*Lygodactylus tsavoensis* MALONZA, BAUER, GRANTHON, WILLIAMS & WOJNOWSKI, 2019](#)
- [*Lygodactylus tuberosus* MERTENS, 1965](#)
- [*Lygodactylus verticillatus* MOCQUARD, 1895](#)
- [*Lygodactylus viscatus* VAILLANT, 1873](#)
- [*Lygodactylus waterbergensis* JACOBSEN, 1992](#)
- [*Lygodactylus wetzeli* \(SMITH, MARTIN & SWAIN, 1977\)](#)
- [*Lygodactylus williamsi* LOVERIDGE, 1952](#)
- [*Lygodactylus wojnowskii* MALONZA, GRANTHON & WILLIAMS, 2016](#)
- [*Matoatoa brevipes* \(MOCQUARD, 1900\)](#)
- [*Matoatoa spannringi* NUSSBAUM, RAXWORTHY & PRONK, 1998](#)
- [*Mediodactylus amictopholis* \(HOOFIEN, 1967\)](#)
- [*Mediodactylus aspratilis* \(ANDERSON, 1973\)](#)
- [*Mediodactylus bartoni* \(STEPÁNEK, 1934\)](#)
- [*Mediodactylus brachykolon* \(KRYSKO, REHMAN & AUFFENBERG, 2007\)](#)
- [*Mediodactylus danilewskii* \(STRAUCH, 1887\)](#)
- [*Mediodactylus heterocercus* \(BLANFORD, 1874\)](#)
- [*Mediodactylus heteropholis* \(MINTON, ANDERSON & ANDERSON, 1970\)](#)
- [*Mediodactylus ilamensis* \(FATHINIA, KARAMIANI, DARVISHNIA, HEIDARI & RASTEGAR-POUYANI, 2011\)](#)
- [*Mediodactylus kotschyi* \(STEINDACHNER, 1870\)](#)
- [*Mediodactylus narynensis* \(EREMCHENKO, ZARINENKO & PANFILOV, 1999\)](#)
- [*Mediodactylus oertzeni* \(BOETTGER, 1888\)](#)
- [*Mediodactylus orientalis* \(STEPÁNEK, 1937\)](#)
- [*Mediodactylus russowii* \(STRAUCH, 1887\)](#)
- [*Mediodactylus sagittifer* \(NIKOLSKY, 1900\)](#)
- [*Mediodactylus spinicauda* \(STRAUCH, 1887\)](#)
- [*Mediodactylus stevenandersoni* \(TORKI, 2011\)](#)
- [*Mediodactylus walli* \(INGOLDBY, 1922\)](#)
- [*Microgecko chabaharensis* GHOLAMIFARD, RASTEGAR-POUYANI, RASTEGAR-POUYANI, KHOSRAVANI, YOUSEFKHANI & ORAEI, 2016](#)
- [*Microgecko depressus* \(MINTON & ANDERSON, 1965\)](#)
- [*Microgecko helenae* NIKOLSKY, 1907](#)
- [*Microgecko laki* TORKI, 2020](#)
- [*Microgecko latifi* \(LEVITON & ANDERSON, 1972\)](#)
- [*Microgecko persicus* \(NIKOLSKY, 1903\)](#)
- [*Microgecko varaviensis* GHOLAMIFARD, RASTEGAR-POUYANI & RASTEGAR-POUYANI, 2019](#)

- [*Nactus acutus* KRAUS, 2005](#)
- [*Nactus cheverti* \(BOULENGER, 1885\)](#)
- [*Nactus coindemirensis* BULLOCK, ARNOLD & BLOXAM, 1985](#)
- [*Nactus eboracensis* \(MACLEAY, 1877\)](#)
- [*Nactus galgajuga* \(INGRAM, 1978\)](#)
- [*Nactus kunan* FISHER & ZUG, 2012](#)
- [*Nactus multicarinatus* \(GÜNTHER, 1872\)](#)
- [*Nactus pelagicus* \(GIRARD, 1858\)](#)
- [*Nactus serpensinsula* \(LOVERIDGE, 1951\)](#)
- [*Nactus soniae* ARNOLD & BOUR, 2008](#)
- [*Nactus sphaerodactylodes* KRAUS, 2005](#)
- [*Nactus vankampeni* \(BRONGERSMA, 1933\)](#)
- [*Narudasia festiva* METHUEN & HEWITT, 1914](#)
- [*Pachydactylus acuminatus* FITZSIMONS, 1941](#)
- [*Pachydactylus affinis* BOULENGER, 1896](#)
- [*Pachydactylus amoenus* WERNER, 1910](#)
- [*Pachydactylus angolensis* LOVERIDGE, 1944](#)
- [*Pachydactylus atorquatus* BAUER & BARTS & HULBERT, 2006](#)
- [*Pachydactylus austeni* HEWITT, 1923](#)
- [*Pachydactylus barnardi* FITZSIMONS, 1941](#)
- [*Pachydactylus bicolor* HEWITT, 1926](#)
- [*Pachydactylus boehmei* BAUER, 2010](#)
- [*Pachydactylus capensis* \(SMITH, 1846\)](#)
- [*Pachydactylus caraculicus* FITZSIMONS, 1959](#)
- [*Pachydactylus carinatus* BAUER, LAMB & BRANCH, 2006](#)
- [*Pachydactylus etultra* BRANCH, BAUER, JACKMAN & HEINICKE, 2011](#)
- [*Pachydactylus fasciatus* BOULENGER, 1888](#)
- [*Pachydactylus formosus* SMITH, 1849](#)
- [*Pachydactylus gaiasensis* STEYN & MITCHELL, 1967](#)
- [*Pachydactylus geitje* \(SPARRMAN, 1778\)](#)
- [*Pachydactylus griffini* BAUER, LAMB & BRANCH, 2006](#)
- [*Pachydactylus haackei* BRANCH, BAUER & GOOD, 1996](#)
- [*Pachydactylus katanganus* DE WITTE, 1953](#)
- [*Pachydactylus kladaroderma* BRANCH, BAUER & GOOD, 1996](#)
- [*Pachydactylus kobosensis* FITZSIMONS, 1938](#)
- [*Pachydactylus kochii* \(FITZSIMONS, 1959\)](#)
- [*Pachydactylus labialis* FITZSIMONS, 1938](#)
- [*Pachydactylus latirostris* HEWITT, 1923](#)
- [*Pachydactylus macrolepis* FITZSIMONS, 1939](#)
- [*Pachydactylus maculatus* GRAY, 1845](#)
- [*Pachydactylus maraisi* HEINICKE, ADDERLY, BAUER & JACKMAN, 2011](#)
- [*Pachydactylus mariquensis* SMITH, 1849](#)
- [*Pachydactylus mclachlani* BAUER, LAMB & BRANCH, 2006](#)
- [*Pachydactylus monicae* BAUER, LAMB & BRANCH, 2006](#)
- [*Pachydactylus montanus* METHUEN & HEWITT, 1914](#)
- [*Pachydactylus namaquensis* \(SCLATER, 1898\)](#)
- [*Pachydactylus oculatus* HEWITT, 1927](#)
- [*Pachydactylus oreophilus* MCLACHLAN & SPENCE, 1967](#)
- [*Pachydactylus oshaughnessyi* BOULENGER, 1885](#)
- [*Pachydactylus otaviensis* BAUER, LAMB & BRANCH, 2006](#)
- [*Pachydactylus parascutatus* BAUER, LAMB & BRANCH, 2002](#)
- [*Pachydactylus punctatus* PETERS, 1854](#)
- [*Pachydactylus purcelli* BOULENGER, 1910](#)
- [*Pachydactylus ranjei* \(ANDERSSON, 1908\)](#)
- [*Pachydactylus reconditus* BAUER, LAMB & BRANCH, 2006](#)
- [*Pachydactylus robertsi* FITZSIMONS, 1938](#)
- [*Pachydactylus rugosus* SMITH, 1849](#)
- [*Pachydactylus sansteynae* STEYN & MITCHELL, 1967](#)
- [*Pachydactylus scherzi* MERTENS, 1954](#)
- [*Pachydactylus scutatus* HEWITT, 1927](#)
- [*Pachydactylus serval* WERNER, 1910](#)
- [*Pachydactylus tigrinus* VAN DAM, 1921](#)
- [*Pachydactylus tsodiloensis* HAACKE, 1966](#)

- [Pachydactylus vansoni](#) FITZSIMONS, 1933
- [Pachydactylus vanzyli](#) (STEYN & HAACKE, 1966)
- [Pachydactylus visseri](#) BAUER, LAMB & BRANCH, 2006
- [Pachydactylus wahlbergii](#) PETERS, 1869
- [Pachydactylus waterbergensis](#) BAUER & LAMB, 2003
- [Pachydactylus weberi](#) ROUX, 1907
- [Pachydactylus weneri](#) HEWITT, 1935
- [Paragehyra austini](#) Crottini, Harris, Miralles, Glaw, Jenkins, Randrianantoandro, Bauer & Vences, 2014
- [Paragehyra felicitae](#) Crottini, Harris, Miralles, Glaw, Jenkins, Randrianantoandro, Bauer & Vences, 2014
- [Paragehyra gabriellae](#) NUSSBAUM & RAXWORTHY, 1994
- [Paragehyra petiti](#) ANGEL, 1929
- [Paroedura androyensis](#) (GRANDIDIER, 1867)
- [Paroedura bastardi](#) (MOCQUARD, 1900)
- [Paroedura fasciata](#) GLAW, KÖHLER & VENCES, 2018
- [Paroedura gracilis](#) (BOULENGER, 1896)
- [Paroedura homalorhina](#) (ANGEL, 1936)
- [Paroedura hordiesi](#) GLAW, RÖSLER, INEICH, GEHRING, KÖHLER & VENCES, 2014
- [Paroedura ibityensis](#) RÖSLER & KRÜGER, 1998
- [Paroedura karstophila](#) NUSSBAUM & RAXWORTHY, 2000
- [Paroedura kloki](#) GLAW, KÖHLER & VENCES, 2018
- [Paroedura lohatsara](#) GLAW, VENCES & SCHMIDT, 2001
- [Paroedura maingoka](#) NUSSBAUM & RAXWORTHY, 2000
- [Paroedura masobe](#) NUSSBAUM & RAXWORTHY, 1994
- [Paroedura neglecta](#) KÖHLER, VENCES, SCHERZ & GLAW, 2019
- [Paroedura oviceps](#) (BOETTGER, 1881)
- [Paroedura picta](#) (PETERS, 1854)
- [Paroedura sanctijohannis](#) GÜNTHER, 1879
- [Paroedura spelaea](#) GLAW, KÖHLER & VENCES, 2018
- [Paroedura stellata](#) HAWLITSCHKE & GLAW, 2012
- [Paroedura stumpffi](#) (BOETTGER, 1879)
- [Paroedura tanjaka](#) NUSSBAUM & RAXWORTHY, 2000
- [Paroedura vahiny](#) NUSSBAUM & RAXWORTHY, 2000
- [Paroedura vazimba](#) NUSSBAUM & RAXWORTHY, 2000
- [Parsigecko ziaiei](#) SAFAEI-MAHROO, GHAFARI & ANDERSON, 2016
- [Perochirus ateles](#) (DUMÉRIL, 1856)
- [Perochirus guentheri](#) BOULENGER, 1885
- [Perochirus scutellatus](#) (FISCHER, 1882)
- [Phelsuma abbotti](#) STEJNEGER, 1893
- [Phelsuma andamanensis](#) BLYTH, 1861
- [Phelsuma antanosy](#) RAXWORTHY & NUSSBAUM, 1993
- [Phelsuma astriata](#) TORNIER, 1901
- [Phelsuma barbouri](#) LOVERIDGE, 1942
- [Phelsuma berghofi](#) KRÜGER, 1996
- [Phelsuma boraj](#) GLAW, KÖHLER & VENCES, 2009
- [Phelsuma borbonica](#) MERTENS, 1966
- [Phelsuma breviceps](#) BOETTGER, 1894
- [Phelsuma cepediana](#) (MILBERT, 1812)
- [Phelsuma comorensis](#) BOETTGER, 1913
- [Phelsuma dorsivittata](#) MERTENS, 1964
- [Phelsuma dubia](#) (BOETTGER, 1881)
- [Phelsuma edwardnewtoni](#) VINSON & VINSON, 1969
- [Phelsuma flavigularis](#) MERTENS, 1962
- [Phelsuma gigas](#) LIÉNARD, 1842
- [Phelsuma gouldi](#) CROTTINI, GEHRING, GLAW, HARRIS, LIMA & VENCES, 2011
- [Phelsuma grandis](#) GRAY, 1870
- [Phelsuma guentheri](#) BOULENGER, 1885
- [Phelsuma guimbeaui](#) MERTENS, 1963
- [Phelsuma guttata](#) KAUDERN, 1922
- [Phelsuma hielscheri](#) RÖSLER, 2001
- [Phelsuma hoeschi](#) BERGHOF & TRAUTMANN, 2009
- [Phelsuma inexpectata](#) MERTENS, 1966
- [Phelsuma kely](#) SCHÖNECKER, BACH & GLAW, 2004
- [Phelsuma klemmeri](#) SEIPP, 1991

- [Phelsuma kochi](#) MERTENS, 1954
- [Phelsuma laticauda](#) (BOETTGER, 1880)
- [Phelsuma lineata](#) GRAY, 1842
- [Phelsuma madagascariensis](#) GRAY, 1831
- [Phelsuma malamakibo](#) NUSSBAUM, RAXWORTHY, RASELIMANANA & RAMANAMANJATO, 2000
- [Phelsuma masohoala](#) RAXWORTHY & NUSSBAUM, 1994
- [Phelsuma modesta](#) MERTENS, 1970
- [Phelsuma mutabilis](#) (GRANDIDIER, 1869)
- [Phelsuma nigristriata](#) MEIER, 1984
- [Phelsuma ornata](#) GRAY, 1825
- [Phelsuma parkeri](#) LOVERIDGE, 1941
- [Phelsuma parva](#) MEIER, 1983
- [Phelsuma pasteuri](#) MEIER, 1984
- [Phelsuma pronki](#) SEIPP, 1994
- [Phelsuma pusilla](#) MERTENS, 1964
- [Phelsuma quadriocellata](#) PETERS, 1883
- [Phelsuma ravenala](#) RAXWORTHY, INGRAM, RABIBISOA & PEARSON, 2007
- [Phelsuma robertmertensi](#) MEIER, 1980
- [Phelsuma roesleri](#) GLAW, GEHRING, KÖHLER, FRANZEN & VENCES, 2010
- [Phelsuma rosagularis](#) VINSON & VINSON, 1969
- [Phelsuma seippi](#) MEIER, 1987
- [Phelsuma serraticauda](#) MERTENS, 1963
- [Phelsuma standingi](#) METHUEN & HEWITT, 1913
- [Phelsuma sundbergi](#) RENDAHL, 1939
- [Phelsuma v-nigra](#) BOETTGER, 1913
- [Phelsuma vanheygeni](#) LERNER, 2004
- [Pseudoceramodactylus khobarensis](#) HAAS, 1957
- [Pseudogekko atiorum](#) DAVIS, WATTERS, KÖHLER, WHITSETT, HURON, BROWN, DIESMOS & SILER, 2015
- [Pseudogekko brevipes](#) (BOETTGER, 1897)
- [Pseudogekko chavacano](#) SILER, WELTON, DAVIS, WATTERS, DAVEY, DIESMOS, DIESMOS & BROWN, 2014
- [Pseudogekko compresicorpus](#) (TAYLOR, 1915)
- [Pseudogekko ditoy](#) SILER, WELTON, DAVIS, WATTERS, DAVEY, DIESMOS, DIESMOS & BROWN, 2014
- [Pseudogekko isapa](#) SILER, DAVIS, DIESMOS, GUINTO, WHITSETT & BROWN, 2016
- [Pseudogekko pungkaypinit](#) SILER, WELTON, DAVIS, WATTERS, DAVEY, DIESMOS, DIESMOS & BROWN, 2014
- [Pseudogekko smaragdinus](#) (TAYLOR, 1922)
- [Pseudogekko sumiklab](#) SILER, DAVIS, WATTERS, FREITAS, GRIFFITH, BINADAY, LOBOS AMARGA & BROWN, 2017
- [Ptenopus carpi](#) BRAIN, 1962
- [Ptenopus garrulus](#) (SMITH, 1849)
- [Ptenopus kochi](#) HAACKE, 1964
- [Ramigekko swartbergensis](#) (HAACKE, 1996)
- [Rhinogekko femoralis](#) (SMITH, 1933)
- [Rhinogekko misonnei](#) (DE WITTE, 1973)
- [Rhoptropella ocellata](#) (BOULENGER, 1885)
- [Rhoptropus afer](#) PETERS, 1869
- [Rhoptropus barnardi](#) HEWITT, 1926
- [Rhoptropus benguellensis](#) MERTENS, 1938
- [Rhoptropus biporosus](#) FITZSIMONS, 1957
- [Rhoptropus boultoni](#) SCHMIDT, 1933
- [Rhoptropus bradfieldi](#) HEWITT, 1935
- [Rhoptropus diporus](#) HAACKE, 1965
- [Rhoptropus montanus](#) LAURENT, 1964
- [Rhoptropus taeniotictus](#) LAURENT, 1964
- [Stenodactylus affinis](#) (MURRAY, 1884)
- [Stenodactylus doriae](#) (BLANFORD, 1874)
- [Stenodactylus grandiceps](#) HAAS, 1952
- [Stenodactylus leptocosymbotes](#) LEVITON & ANDERSON, 1967
- [Stenodactylus mauritanicus](#) GUICHENOT, 1850
- [Stenodactylus petrii](#) ANDERSON, 1896
- [Stenodactylus pulcher](#) ANDERSON, 1896
- [Stenodactylus slevini](#) HAAS, 1957
- [Stenodactylus stenurus](#) WERNER, 1899
- [Stenodactylus sthenodactylus](#) (LICHTENSTEIN, 1823)

- [Stenodactylus yemenensis](#) ARNOLD, 1980
- [Tenuidactylus bogdanovi](#) NAZAROV & POYARKOV, 2013
- [Tenuidactylus caspius](#) (EICHWALD, 1831)
- [Tenuidactylus dadunensis](#) (SHI & ZHAO, 2011)
- [Tenuidactylus elongatus](#) (BLANFORD, 1875)
- [Tenuidactylus fedtschenkoi](#) (STRAUCH, 1887)
- [Tenuidactylus longipes](#) (NIKOLSKY, 1896)
- [Tenuidactylus turcmenicus](#) (SZCZERBAK, 1978)
- [Tenuidactylus voraginosus](#) (LEVITON & ANDERSON, 1984)
- [Trachydactylus hajarensis](#) (ARNOLD, 1980)
- [Trachydactylus spatulurus](#) (ANDERSON, 1901)
- [Trigonodactylus arabicus](#) (HAAS, 1957)
- [Trigonodactylus persicus](#) NAZAROV, MELNIKOVA, RADJABIZADEH & POYARKOV, 2018
- [Trigonodactylus sharqiyahensis](#) METALLINOVA & CARRANZA, 2013
- [Tropicolotes algericus](#) LOVERIDGE, 1947
- [Tropicolotes bisharicus](#) BAHHA EL DIN, 2001
- [Tropicolotes confusus](#) MACHADO, SMÍD, MAZUCH, SINDACO, SHUKAILI, CARRANZA, 2018
- [Tropicolotes hormozganensis](#) ROUNAGHI, RASTEGAR-POUYANI & HOSSEINIAN, 2018
- [Tropicolotes nattereri](#) STEINDACHNER, 1901
- [Tropicolotes naybandensis](#) KRAUSE, AHMADZADEH, MOAZENI, WAGNER & WILMS, 2013
- [Tropicolotes nubicus](#) BAHHA EL DIN, 1999
- [Tropicolotes scortecii](#) CHERCHI & SPANO, 1963
- [Tropicolotes somalicus](#) PARKER, 1942
- [Tropicolotes steudneri](#) (PETERS, 1869)
- [Tropicolotes tripolitanus](#) PETERS, 1880
- [Tropicolotes wolfgangboehmei](#) WILMS, SHOBRACK & WAGNER, 2010
- [Urocotyledon inexpectata](#) (STEJNEGER, 1893)
- [Urocotyledon palmata](#) (MOCQUARD, 1902)
- [Urocotyledon rasmusseni](#) BAUER & MENEGON, 2006
- [Urocotyledon weileri](#) (MÜLLER, 1909)
- [Urocotyledon wolterstorffi](#) (TORNIER, 1900)
- [Uroplatus alluaudi](#) MOCQUARD, 1894
- [Uroplatus ebenauii](#) (BOETTGER, 1879)
- [Uroplatus fetsy](#) RATSOAVINA, SCHERZ, TOLLEY, RASELIMANANA, GLAW & VENCES, 2019
- [Uroplatus fiera](#) RATSOAVINA, RANJANAHARISOA, GLAW, RASELIMANANA, MIRALLES & VENCES, 2015
- [Uroplatus fimbriatus](#) (SCHNEIDER, 1797)
- [Uroplatus finaritra](#) RATSOAVINA, RASELIMANANA, SCHERZ, RAKOTOARISON, RAZAFINDRAIBE, GLAW & VENCES, 2019
- [Uroplatus finiavana](#) RATSOAVINA, LOUIS JR., CROTTINI, RANDRIANIAINA, GLAW & VENCES, 2011
- [Uroplatus fotsivava](#) RATSOAVINA, GEHRING, SCHERZ, VIEITES, GLAW & VENCES, 2017
- [Uroplatus giganteus](#) GLAW, KOSUCH, HENKEL, SOUND & BÖHME, 2006
- [Uroplatus guentheri](#) MOCQUARD, 1908
- [Uroplatus henkeli](#) BÖHME & IBISCH, 1990
- [Uroplatus kelirambo](#) RATSOAVINA, GEHRING, SCHERZ, VIEITES, GLAW & VENCES, 2017
- [Uroplatus lineatus](#) (DUMÉRIL & BIBRON, 1836)
- [Uroplatus malahelo](#) NUSSBAUM & RAXWORTHY, 1994
- [Uroplatus malama](#) NUSSBAUM & RAXWORTHY, 1995
- [Uroplatus phantasticus](#) (BOULENGER, 1888)
- [Uroplatus pietschmanni](#) BÖHLE & SCHÖNECKER, 2004
- [Uroplatus sameiti](#) BÖHME & IBISCH, 1990
- [Uroplatus sikorae](#) BOETTGER, 1913

Advanced search

Please use the following text boxes to conduct your search. To see a complete list of every species in the Reptile Database, leave the text boxes blank and click on 'Search'. To perform an exact match against the parameters you enter, check the boxes beside the fields. More details in [search tips](#)

Advanced search

Search category

Search input

Exact match

Higher taxa (e.g. Crocodylia, Sauria, Viperidae, lizard, snake):	<input type="text" value="Gekkonidae"/>	<input type="checkbox"/>
Genus (e.g. Chamaeleo, Oligodon):	<input type="text"/>	<input type="checkbox"/>
Species epithet (e.g. elegans, ornatus):	<input type="text"/>	<input type="checkbox"/>
Subspecies (e.g. Ablepharus bivittatus lindbergi):	<input type="text"/>	<input type="checkbox"/>
Author (e.g. Boulenger, Linnaeus):	<input type="text"/>	<input type="checkbox"/>
Year (e.g. 2006):	<input type="text"/>	<input type="checkbox"/>
Common name or synonym (e.g. Abronia, Amphibolurus):	<input type="text"/>	<input type="checkbox"/>
Distribution (e.g. Madagascar, Florida):	<input type="text"/>	<input type="checkbox"/>
Types (e.g. USNM 6769):	<input type="text"/>	<input type="checkbox"/>
Reference (author or title keyword):	<input type="text"/>	<input type="checkbox"/>
<input type="button" value="Search"/>		

This database is maintained by Peter Uetz (database content) and Jakob Hallermann, Zoological Museum Hamburg (new species and updates).

Web pages and scripting Jiri Hosek




Gekko gecko (LINNAEUS, 1758)



[iNaturalist logo](#)

Can you confirm these amateur observations of *Gekko gecko*?



[Add your own observation of *Gekko gecko*](#) »

Find more photos by Google images search: [Google](#)

Higher Taxa	Gekkonidae, Gekkota, Sauria, Squamata (lizards: geckos)
Subspecies	Gekko gecko gecko (LINNAEUS 1758) Gekko gecko azhari MERTENS 1955
Common Names	E: Tokay Gecko, Tuctoo, Tokeh-tokeh G: Tokeh Chinese: 大壁虎
Synonym	Lacerta Gecko LINNAEUS 1758: 205 Gekko verticillatus LAURENTI 1768 (fide TAYLOR 1963) Gekko teres LAURENTI 1768 Lacerta Geko MÜLLER 1774: 98 (nomen illegitimum) Gekko aculeatus HOUTTUYN 1782 (non Gekko aculeatus SPIX 1825) Gekko perlatus HOUTTUYN 1782 Stellio maculatus SCHNEIDER 1792 (fide RÖSLER et al. 2018) Gekko guttatus AUDIN 1802 Gekko verus MERREM 1820: 42 Gekko annulatus KUHL 1820: 132 Platydactylus guttatus – DUMÉRIL & BIBRON 1836: 328 Gekko tenuis [HALLOWELL 1857] Gekko indicus [GIRARD 1858] Gymnodactylus tenuis HALLOWELL 1856 – BOULENGER 1885: 22 Gecko guttatus – STOLICZKA 1870: 160 Platydactylus guttatus – BRÜHL 1886

Nota bene: Proposal CoP18 Prop. 28 explicitly included the taxon *Gekko reevesii* as a synonym of *Gekko gecko* for CITES purposes; the account for reevesii follows after the account of *G. gecko sensu stricto*

Gecko verticillatus [sic] — BOULENGER 1885: 183
 Gecko verticillatus [sic] — BOULENGER 1894: 82
 Gekko gekko — BARBOUR 1912
 Gecko verticillatus — DE ROOIJ 1915: 56
 Gekko gekko — TAYLOR 1922
 Gekko gekko — TAYLOR 1963: 799
 Gekko gekko — KLUGE 1993
 Gekko gekko — RÖSLER 1995: 120
 Gekko gekko — MANTHEY & GROSSMANN 1997: 231
 Gekko gekko — COX et al. 1998: 82
 Gekko gekko — ZIEGLER 2002: 165
 Gekko df. gekko — JESTRZEMSKI et al. 2013
 Gekko gekko — GRISMER & QUAH 2019
 Gekko (Gekko) gekko — WOOD et al. 2019

Gekko gekko azhari MERTENS 1955
 Gekko gekko azhari — MAHONY et a. 2009

Bangladesh, India (Assam, Mizoram, Tripura, etc.), Nepal, Bhutan, Myanmar (= Burma), Thailand, Cambodia, Laos, Vietnam, Malaysia, S China (incl. Hong Kong, Guangxi, Taiwan), Philippines (Palawan, Calamian Islands, Panay, Luzon, Mindoro, Bohol, Masbate, Cebu, Camiguin Sur, Misamis Oriental, Sibuyan), Indonesia (Borneo, Sumatra, Bali, Java, Sulawesi, Lombok, Flores, Timor, Aru, Komodo), Sulu Archipelago, Timor-Leste
 USA (introduced to Florida and Hawaii [fide McKeown]), introduced to Martinique (Caribbean)

Distribution Brazil (single report from Santa Catarina)

azhari: Bangladesh

Type locality: “Indiis” (in error); “Java” (designated by MERTENS 1955)

tenuis: Philippines (Luzon); Type locality: Philippines, Luzon, Manila.

Reproduction oviparous

Holotype: unknown (fide NGUYEN et al. 2009)

Types

Holotype: ANSP 7392 [tenuis]

Holotype: SMF 46788 [azhari]

Holotype: USNM 5681 [Gekko indicus]

Diagnosis

Definition (subgenus Gekko): Subgenus Gekko is a maximum crown-clade name referring to the clade originating with the most recent common ancestor of Gekko (Gekko) gekko, and G. (G.) smithii, and including all extant species that share a more recent common ancestor with these taxa than with any of the type species of other sub-genera recognized here. Although unambiguous synapomorphies for this group have not been identified, members of the subgenus Gekko are larger than most conspecifics (adults SVL > 110 mm), with tubercles present on ventrolateral folds, more than 18 subdigital Toe IV scensors, femoral pores absent, and with a relatively low number of precloacal pores (Bauer et al., 2008, Wood et al. 2019).

Distribution: Records from Australia, the Marianas and Phnpei represent erroneous localities or accidental introductions. A recent accidental introduction into Guam from the Philippines has been documented (McCoid 1993). Reported from but not listed by DAS 1999 for the Andaman Islands. Reported from Taiwan but apparently not established there (OTA 1989). Reported from E Pakistan (Barkal), but KHAN (pers. comm.) states it doesn't occur there. Synonymy mainly after KLUGE 1993.

Comment

Karyotype: The karyotype formula is $2n = 38 = 8m + 2sm + 2st + 26t$ in red-spotted tokay geckos from Laos compared with $2n = 38 = 8m + 2sm + 28t$ in black-spotted tokay geckos from Guangxi China, indicating that they may belong to different species (Qinet al. 2012).

Synonymy: partly after Wermut 1965 and Rösler et al. 2018. Gecko Reevesii GRAY 1831 has been resurrected from synonymy of G. gekko.

Type species: Gekko verticillatus LAURENTI 1768 is the type species of the genus Gekko LAURENTI 1768. The name Gecko Pulteney, 1781 is an error typographicus, similar to Geho Smith, 1846 and Gakko Okada, 1938.

Etymology

- Annandale, N. 1907. The occurrence of the Taukte Lizard (*Gecko verticillatus*) in Calcutta. *Records of the Indian Museum* 1: 171 - [get paper here](#)
- Aowphol, Anchalee; Thirakhupt, Kumthorn; Nabhitabhata, Jarujin; Voris, Harold K. 2006. Foraging ecology of the Tokay gecko, *Gekko gecko* in a residential area in Thailand. *Amphibia-Reptilia* 27 (4): 491-503 - [get paper here](#)
- AOWPHOL, Anchalee; Siriporn YODTHONG, Attapol RUJIRAWAN and Kumthorn THIRAKHUPT 2019. Mitochondrial Diversity and Phylogeographic Patterns of *Gekko gecko* (Squamata: Gekkonidae) in Thailand. *Asian Herpetological Research* 10 (3): 158-169. doi:10.16373/j.cnki.ahr.180087
- Arnold, E.N. 1990. The two species of Moroccan day geckoes, *Quedenfeldtia* (Reptilia: Gekkonidae). *Journal of Natural History* 24 (3): 757-762
- Auffenberg W 1980. The herpetofauna of Komodo, with notes on adjacent areas. *Bulletin of the Florida State Museum* 25 (2): 39-156 - [get paper here](#)
- Barbour, Thomas 1912. A Contribution to the Zoögeography of the East Indian Islands. *Memoirs of the Museum of Comparative Zoölogy* 44 (1): 1-203 - [get paper here](#)
- Bauer A.M. and Russell A.P 2017. Carl Bernhard Brühl and the Herpetological Contributions of his Zootomie aller Thierklassen. *Bibliotheca Herpetologica* 13 (1-2): 4-34
- Bauer, A.M. 2013. *Geckos - The Animal Answer Guide*. Johns Hopkins University Press, 159 pp.
- Bauer, Aaron M.; Montri Sumontha, & Olivier S. G. Pauwels 2008. A new red-eyed *Gekko* (Reptilia: Gekkonidae) from Kanchanaburi Province, Thailand. *Zootaxa* 1750: 32-42 - [get paper here](#)
- Bobrov V.V., Semenov D.V. 2008. *Lizards of Vietnam* [in Russian]. Moscow, 236 pp.
- Bonetti, Mathilde 2002. 100 Sauri. Mondadori (Milano), 192 pp.
- Boulenger, G.A. 1885. Catalogue of the lizards in the British Museum (Nat. Hist.) I. Gekkonidae, Eublepharidae, Uroplatidae, Pygopodidae, Agamidae. London: 450 pp. - [get paper here](#)
- Boulenger, G.A. 1897. List of the reptiles and batrachians collected by Mr. Alfred Everett in Lombok, Flores, Sumba and Saru, with descriptions of new species. *Ann. Mag. Nat. Hist.* (6) 19: 503-509 - [get paper here](#)
- Boulenger, G.A. 1894. On the herpetological fauna of Palawan and Balabac. *Ann. Mag. Nat. Hist.* (6) 14: 81-90 - [get paper here](#)
- Brown, Rafe M.; Cameron D. Siler, Carl H. Oliveros, Arvin C. Diesmos, and Angel C. Alcala 2011. A New *Gekko* from Sibuyan Island, Central Philippines. *Herpetologica* 67 (4): 460-476. - [get paper here](#)
- Brown, Rafe M.; Carl H. Oliveros, Cameron D. Siler, and Arvin C. Diesmos 2008. A New *Gekko* from the Babuyan Islands, Northern Philippines. *Herpetologica* 64 (3): 305-320 - [get paper here](#)
- Brown, Rafe M.; Ferner, John W.; Sison, Rogelio V.; Gonzales, Pedro C.; Kennedy, Robert S. 1996. Amphibians and reptiles of the Zambales Mountains of Luzon Island, Republic of the Philippines. *Herpetological Natural History* 4 (1): 1-22
- Brown; Rafe; Cameron Siler, Carl Oliveros, Luke Welton, Ashley Rock, John Swab, Merlijn Van Weerd, Jonah van Beijnen, Dominic Rodriguez, Edmund Jose, Arvin Diesmos 2013. The amphibians and reptiles of Luzon Island, Philippines, VIII: the herpetofauna of Cagayan and Isabela Provinces, northern Sierra Madre Mountain Range. *ZooKeys* 266 (2013) Special Issue: 1-120
doi: 10.3897/zookeys.266.3982 - [get paper here](#)
- Brühl, C.B. 1874. *Zootomie aller Thierklassen für Lernende, nach Autopsien, skizzirt*. Bd. 1-4. Alfred Hölder, Wien: Bd. 1, 86 pp.; Bd. 2, 90 pp.; Bd. 3, 114 pp.; Bd. 4, 152 pp. (published in parts from 1874 to 1888, see Bauer & Russell 2017 for details) - [get paper here](#)
- Bucol, Abner and Angel Alcala. 2013. Tokay gecko, *Gekko gecko* (Sauria: Gekkonidae) predation on juvenile house rats. *Herpetology Notes* 6: 307-308. - [get paper here](#)
- Chan, S.K.F.; Cheung, K.S.; Ho, C.Y.; Lam, F.N. & Tang, W.S. 2006. The geckos of Hong Kong. *Hong Kong Biodiversity* (13): 1-9
- Chan-ard, T., Parr, J.W.K. & Nabhitabhata, J. 2015. A field guide to the reptiles of Thailand. Oxford University Press, NY, 352 pp. [see book reviews by Pauwels & Grismer 2015 and Hikida 2015 for corrections] - [get paper here](#)
- Chan-ard, T.; Grossmann, W.; Gumprecht, A. & Schulz, K. D. 1999. Amphibians and reptiles of peninsular Malaysia and Thailand - an illustrated checklist [bilingual English and German]. Bushmaster Publications, Würselen, Germany, 240 pp. [book review in *Russ. J Herp.* 7: 87] - [get paper here](#)
- Cohen, M.M.; Cuang, Ch. C.; Clark, H.F. 1967. The somatic chromosomes of 3 lizard species: *Gekko gecko*, *Iguana iguana*, and *Crotaphytus collaris*. *Cellular and Molecular Life Sciences* 23(9):769-771
- Conant, R. & Collins, J.T. 1991. *A Field Guide to Reptiles and Amphibians of Eastern/Central North America*, 3rd ed. Houghton Mifflin (Boston/New York), xx + 450 p.
- Cox, Merel J.; Van Dijk, Peter Paul; Jarujin Nabhitabhata & Thirakhupt, Kumthorn 1998. *A Photographic Guide to Snakes and Other Reptiles of Peninsular Malaysia, Singapore and Thailand*. Ralph Curtis Publishing, 144 pp.
- CURRIN, Charles 2016. Recent reptiles records from Kaeng Krachan National Park, Thailand. *SEAVR* 2016: 117-120 - [get paper here](#)

References

- Das , I. 2004. Lizards of Borneo. Natural History Publications, Kota Kinabalu, Borneo
- Das, Abhijit; Uttam Saikia, B. H. C. K. Murthy, Santanu Dey and Sushil K. Dutta 2009. A herpetofaunal inventory of Barail Wildlife Sanctuary and adjacent regions, Assam, north-eastern India. Hamadryad 34 (1): 117 – 134 - [get paper here](#)
- Das, I. 1999. Biogeography of the amphibians and reptiles of the Andaman and Nicobar Islands, India. In: Ota,H. (ed) Tropical Island herpetofauna..., Elsevier, pp. 43-77 - [get paper here](#)
- Das, Indraneil & Abhijit Das 2017. A Naturalist's Guide to the Reptiles of India, Bangladesh, Bhutan, Nepal, Pakistan and Sri Lanka. John Beaufoy Publishing Ltd., Oxford, 176 pp.
- de Rooij, N. de 1915. The Reptiles of the Indo-Australian Archipelago. I. Lacertilia, Chelonia, Emydosauria. Leiden (E. J. Brill), xiv + 384 pp.
- DEVAN-SONG, Anne and Rafe M. BROWN 2012. Amphibians and Reptiles of Luzon Island, Philippines, VI: The Herpetofauna of the Subic Bay Area. Asian Herpetological Research 3 (1): 1–20 - [get paper here](#)
- Duméril, A.M. C. and G. Bibron. 1836. Erpetologie Générale ou Histoire Naturelle Complete des Reptiles. Vol. 3. Libr. Encyclopédique Roret, Paris, 528 pp. - [get paper here](#)
- Eschment, J. 1979. Nachzucht von Tokehs Gecko gekko. Sauria 1 (1): 21-24 - [get paper here](#)
- Ferner, John W., Rafe M. Brown, Rogelio V. Sison and Robert S. Kennedy 2000. The amphibians and reptiles of Panay Island, Philippines. Asiatic Herpetological Research 9: 1-37 - [get paper here](#)
- Garner, Austin M.; Alyssa Y. Stark, Scott A. Thomas, and Peter H. Niewiarowski 2017. Geckos go the Distance: Water's Effect on the Speed of Adhesive Locomotion in Geckos. Journal of Herpetology 51 (2): 240-244.
- Gaulke M. 1999. Die Herpetofauna von Calauit Island (Calamianes-Inseln, Provinz Palawan, Philippinen) (Amphibia et Reptilia). Faun. Abh. Staatl. Mus. Tierk. Dresden 21 (19)
- Gaulke, M. 2010. Gekko gekko. Reptilia (Münster) 15 (81): 47-50 - [get paper here](#)
- Gaulke, M. 2011. The herpetofauna of Panay Island, Philippines. Edition Chimaira, 390 pp.
- Geissler, P., Hartmann, T., Ihlow, F., Neang T., Seng R., Wagner, P. & Bohme, W. 2019. Herpetofauna of the Phnom Kulen National Park, northern Cambodia—An annotated checklist. Cambodian Journal of Natural History 2019 (1): 40–63 - [get paper here](#)
- Gibbons, Whit; Judy Greene, and Tony Mills 2009. LIZARDS AND CROCODILIANS OF THE SOUTHEAST. University of Georgia Press, 240 pp.
- Girard, Charles F. 1858. United States Exploring Expedition during the Years 1838, 1839, 1840, 1841, 1842, Under the command of Charles Wilkes, U.S.N. Vol. 20. Herpetology. C. Sherman & Son, Philadelphia, xv, 492 pages [see note in Zhao and Adler 1993: 369] - [get paper here](#)
- Gojo-Cruz, Paul Henric P. and Leticia E. Afuang 2018. The Zoogeographic Significance of Caraballo Mountain Range, Luzon Island, Philippines With Focus on the Biogeography of Luzon's Herpetofauna. Philippine Journal of Science 147 (3): 393-409 - [get paper here](#)
- GOJO-CRUZ, Paul Henric P.; Leticia E. AFUANG, Juan Carlos T. GONZALEZ and William SM. GRUEZO 2018. Amphibians and Reptiles of Luzon Island, Philippines: the Herpetofauna of Pantabangan-Carranglan Watershed, Nueva Ecija Province, Caraballo Mountain Range. Asian Herpetological Research 9(4): 201–223 - [get paper here](#)
- GRISMER, L. LEE; & EVAN S. H. QUAH 2019. An updated and annotated checklist of the lizards of Peninsular Malaysia, Singapore, and their adjacent archipelagos. Zootaxa 4545 (2): 230–248 - [get paper here](#)
- Grismer, L. Lee; Thy Neang, Thou Chav, Perry L. Wood, Jr., Jamie R. Oaks, Jeremy Holden, Jesse L. Grismer, Thomas R. Szutz and Timothy M. Youmans 2008. Additional amphibians and reptiles from the Phnom Samkos Wildlife Sanctuary in Northwestern Cardamom Mountains, Cambodia, with comments on their taxonomy and the discovery of three new species. Raffles Bulletin of Zoology 56 (1): 161-175 - [get paper here](#)
- Grismer, L.L. 2011. Lizards of Peninsular Malaysia, Singapore and their adjacent archipelagos. Edition Chimaira, Frankfurt, 728 pp. [review in Herp. Rev. 43: 155] - [get paper here](#)
- Grismer, L.L. et al. 2007. THE HERPETOFAUNA OF THE PHNOM AURAL WILDLIFE SANCTUARY AND CHECKLIST OF THE HERPETOFAUNA OF THE CARDAMOM MOUNTAINS, CAMBODIA. Hamadryad 31 (2): 216 – 241
- Grismer, L.L., Neang, T., Chav, T. & Grismer, J.L. 2008. Checklist of the amphibians and reptiles of the Cardamom region of Southwestern Cambodia. Cambodian Journal of Natural History 2008(1): 12–28 - [get paper here](#)
- Grossmann, W. 1987. Über einen ungewöhnlich gefärbten Tokeh aus Thailand - ein Gekko gekko(LINNAEUS, 1758)? Sauria 9 (4): 19-20 - [get paper here](#)
- Grossmann, W. 2006. Der Tokeh, Gekko gekko. Natur und Tier Verlag (Münster), 64 pp. - [get paper here](#)
- Grossmann, Wolfgang and Georg Simon. 2014. Tokeh-Morphen, Gekko gekko (Linnaeus, 1758) sensu lato im Terrarium. Teil 2: Blauköpfige Grüne". Sauria 36 (2): 21-35 - [get paper here](#)
- Haacke, W.D. 1975. The burrowing geckos of Southern Africa, 1 (Reptilia: Gekkonidae). Annals of the

- Transvaal Museum 29: 197-243
- Hollowell, EDWARD 1857. Notes on the reptiles in the collection of the museum of the Academy of Natural Sciences. Proc. Acad. Nat. Sci. Philadelphia, 8 (4): 146-153 [1856] - [get paper here](#)
 - Han, De-min & Zhou, Kai-ya 2005. Complete sequence and gene organization of the mitochondrial genome of Tokay (Gekko gekko). Zool. Res. 26 (2): 123-128
 - HARTMANN, Timo; Flora IHLOW, Sarah EDWARDS, SOVATH Sothanin, Markus HANDSCHUH and Wolfgang BÖHME 2013. A Preliminary Annotated Checklist of the Amphibians and Reptiles of the Kulen Promtep Wildlife Sanctuary in Northern Cambodia. Asian Herpetological Research 4 (1): 36-55 - [get paper here](#)
 - Henderson R W. DELATTE A. MCCARTHY T J. 1993. GEKKO GEKKO (SAURIA: GEKKONIDAE) ESTABLISHED ON MARTINIQUE, FRENCH WEST INDIES. Carib. J. Sci. 29 (1-2): 128- 129.
 - Houttuyn, M. 1782. Het onderscheid der salamanderen van de haagdissen in 't algemeen, en van de gekkos in 't byzonder aangetoond. Venhandelingen Uitgegeven door het Zeeuwsch Genootschap der Wetenschappen te Vlissingen, ser. 1 , 9: 305-336.
 - Huang, S.C.; Chen, M.Y. & Norval, G. 2008. An attack of a tokay gecko (Gekko gekko) on a Palawan ratsnake (Coelognathus philippinus) on Palawan Island, Philippines. Sauria 30 (3): 53-54 - [get paper here](#)
 - Irschick, D.J. Austin, C.C.; Petren, K.; Fisher, R.N.; Losos, J.B. & Ellers, O. 1996. A comparative analysis of clinging ability among pad-bearing lizards. Biol. J. Linn. Soc. 59: 21-35 - [get paper here](#)
 - Islam, Mazedul & Prasanta Kumar Saikia 2013. Inventory and Natural History of Lizards in Jeypore Reserve Forest, Assam. Reptile Rap (15): 16-26 - [get paper here](#)
 - Janiawati, Ida Ayu Ari; Mirza Dikari Kusriani, Ani Mardiastuti 2016. Structure and Composition of Reptile Communities in Human Modified Landscape in Gianyar Regency, Bali. HAYATI Journal of Biosciences, doi:10.1016/j.hjb.2016.06.006 - [get paper here](#)
 - Jestrzemski, Daniel; Stefan Schütz, Truong Quang Nguyen, Thomas Ziegler 2013. A survey of amphibians and reptiles in Chu Mom Ray National Park, Vietnam, with implications for herpetofaunal conservation. Asian Journal of Conservation Biology, 2 (2): 88-110 - [get paper here](#)
 - Kaiser, H.; C. Sanchez; S. Heacox; A. Kathriner; A.V. Ribeiro; Z.A. Soares; L.L. Araujo; S. Mecke; M. O'Shea 2013. First Report on the Herpetofauna of Ataúro Island, Timor-Leste. Check List 9 (4):752-762 - [get paper here](#)
 - Kästle , W., Rai, K. & Schleich, H.H. 2013. FIELD GUIDE to Amphibians and Reptiles of Nepal. ARCO-Nepal e.V., 625 pp. - [get paper here](#)
 - Koch, A. 2012. Discovery, Diversity, and Distribution of the Amphibians and Reptiles of Sulawesi and its offshore islands. Edition Chimaira, 374 pp. [ISBN 978-3-89973-432-4] - [get paper here](#)
 - Kopstein, F. 1938. Ein Beitrag zur Eierkunde und zur Fortpflanzung der Malaiischen Reptilien. Bull. Raffles Mus. No 14: 81-167
 - KRYSKO, K.L. AND KEIDRA J. DANIELS 2005. A Key to the Geckos (Sauria: Gekkonidae) of Florida. Carib. J. Sci. 41 (1): 28-36 - [get paper here](#)
 - Krysko, Kenneth L. and William B. Love 2016. Predation by the Nonnative Tokay Gecko, Gekko gekko (Linnaeus 1758), on the native Carolina Wren (Thryothorus ludovicianus) and nonnative Cuban Treefrog (Osteopilus septentrionalis) in Florida, USA. IRCF Reptiles & Amphibians 23 (1): 40-45 - [get paper here](#)
 - Lagat, R.D. 2009. A TAXONOMIC ACCOUNT OF LIZARDS ALONG ESTABLISHED TRAILS IN MTS. PALAY-PALAY MATAAS-NA-GULOD PROTECTED LANDSCAPE, LUZON ISLAND, PHILIPPINES. Philippine Journal of Systematic Biology 3: 17-28
 - Lagat, Ronaldo D. and Rubie M. Causaren 2019. Initial terrestrial vertebrate diversity assessment in upland Cavite, Philippines. Philippine Journal of Systematic Biology 12 (2): 70-91 - [get paper here](#)
 - Lalremsanga, H.T., L. Khawlhing & Lalrotluanga 2010. Three additional lizard (Squamata: Sauria) records for Mizoram, India. Journal of Threatened Taxa 2(2): 718-720
 - Lalronunga, S., Zirkunga, M.C., Zothansanga, C. & Vanlalhlimpua. 2017. Gecko gekko (Tokay Gecko) Death-feigning. Herpetological Review 48 (3): 644. - [get paper here](#)
 - Laurenti, J. N. 1768. Specimen medicum, exhibens synopsis reptilium emendatam cum experimentis circa venena et antidota reptilium austracorum, quod auctoritate et consensu. Vienna, Joan. Thomae, 217 pp. - [get paper here](#)
 - Lee K-H, Chen T-H, Shang G, Clulow S, Yang Y-J, Lin S-M 2019. A check list and population trends of invasive amphibians and reptiles in Taiwan. ZooKeys 829: 85-130 - [get paper here](#)
 - Lenz, Norbert 2012. Von Schmetterlingen und Donnerdrachen - Natur und Kultur in Bhutan. Karlsruher Naturhefte 4, Naturkundemuseum Karlsruhe, 124 pp.
 - Leptien, R. & Werning, H. 2009. Exoten-Tagebuch. [introduced reptiles in Florida]. Draco 10 (37): 44-54 - [get paper here](#)
 - Liang, Q.; Tang, D.; Liu, S. 1985. Studies on the growth of Gekko gekko. Acta Herpetol. Sinica 4 (4): 344-348 - [get paper here](#)
 - Linkem, C.W.; Siler, D.D.; Diesmos, A.C.; Sy, E., Brown, R.M. 2010. A new species of Gekko (Squamata:

- Gekkonidae) from central Luzon Island, Philippines. *Zootaxa* 2396: 37–49 - [get paper here](#)
- Linnaeus, C. 1758. *Systema naturæ per regna tria naturæ, secundum classes, ordines, genera, species, cum characteribus, differentiis, synonymis, locis. Tomus I. Editio decima, reformata. Laurentii Salvii, Holmiæ. 10th Edition: 824 pp.* - [get paper here](#)
 - Liu-Yu, M.C. 1970. Studies on Taiwan lizards. *Biol. Bull. Taiwan Normal Univ.* 5: 51-93
 - M. Gaulke 2017. Sibuyan – das Galapagos Asiens. *Reptilia (Münster)* 22 (126): 68-78 - [get paper here](#)
 - Mahony, S. and A. H. M. Ali Reza. 2007. A herpetological collection from the Chittagong Hill Tracts, Bangladesh, with two new species records for the country. *Hamadryad* 32 (1): 45-56
 - Mahony, Stephen; Md. Kamrul Hasan, Md. Mofizul Kabir, Mushfiq Ahmed and Md. Kamal Hossain. 2009. A catalogue of amphibians and reptiles in the collection of Jahangirnagar University, Dhaka, Bangladesh. *Hamadryad* 34 (1): 80 – 94 - [get paper here](#)
 - Majumder, Joydeb; Partha Pratim Bhattacharjee, Koushik Majumdar, Chiranjib Debnath and Basant Kumar Agarwala 2012. Documentation of herpetofaunal species richness in Tripura, northeast India. *NeBIO* 3 (1): 60-70 - [get paper here](#)
 - MANTHEY, U. & S. MANTHEY 2017. Amphibien und Reptilien von Laos – ein Reisebericht Teil 2: Lao Pako & Luang Namtha mit einem Abstecher nach Xishuangbanna, China (Feb./März 2003). *Sauria* 39 (3): 3-24 - [get paper here](#)
 - McCoid, M.J. 1993. The "new" herpetofauna of Guam, Mariana Islands. *Herpetological Review* 24: 16-17 - [get paper here](#)
 - Mckeown, Sean 1996. *A Field Guide to Reptiles and Amphibians in the Hawaiian Islands.* Diamond Head Publishing, Inc., Los Osos, CA,
 - MCLEOD, David S.; Cameron D. SILER, Arvin C. DIESMOS, Mae L. DIESMOS, Vhon S. GARCIA, Angela O. ARKONCEO, Kelvin L. BALAQUIT, Charlene C. UY, Mariden M. VILLASERAN, Earle C. YARRA, Rafe M. BROWN 2011. Amphibians and Reptiles of Luzon Island, V: The Herpetofauna of Angat Dam Watershed, Bulacan Province, Luzon Island, Philippines. *Asian Herpetological Research* 2 (4): 177–198 - [get paper here](#)
 - Means, D. Bruce 1996. Geographic Distribution. *Gekko gekko*. *Herpetological Review* 27 (3): 152 - [get paper here](#)
 - Mebert, Konrad and Andrew M. Durso. 2014. When predation and defense intermingle - A predation attempt by a Flying Snake on a Tokay Gecko interrupted. Wenn Jagdverhalten und Verteidigung sich vermischen - Ein unterbrochener Beuteversuch einer Schmuckbaumnatter auf einen Tokeh. *Sauria* 36 (3): 41-46 - [get paper here](#)
 - Mertens, R. 1930. Die Amphibien und Reptilien der Inseln Bali, Lombok, Sumbawa und Flores. *Senck. Naturf. Gesell., Frankfurt am Main, Abhandl.* 42(3): 117-344.
 - Mertens, R. 1955. Über eine eigenartige Rasse des Tokeh (Gekko gekko) aus Ost-Pakistan. *Senckenbergiana Biologica* 36: 21-24
 - Meshaka Jr., Walter E. 2011. A RUNAWAY TRAIN IN THE MAKING: THE EXOTIC AMPHIBIANS, REPTILES, TURTLES, AND CROCODYLIANS OF FLORIDA. *Herp. Cons. Biol.* 6 (Monograph 1): 1-101 - [get paper here](#)
 - Murthy, T.S.N. 2010. *The reptile fauna of India.* B.R. Publishing, New Delhi, 332 pp.
 - Nguyen, S.V., Ho, C.T. and Nguyen, T.Q. 2009. Herpetofauna of Vietnam. *Chimaira, Frankfurt*, 768 pp.
 - Norval, Gerrut; Simon Dieckmann, Shao-Chang Huang, Jean-Jay Mao, Hsien-Pin Chu and Stephen R. Goldberg. Does the tokay gecko (*Gekko gekko* [Linnaeus, 1758]) occur in the wild in Taiwan? *Herpetology Notes* 4: 203-205. - [get paper here](#)
 - Okada, Y. 1938. *A catalogue of vertebrates of Japan.* Maruzen, Tokyo, Japan, iv + 412 pp
 - ONN, CHAN KIN; L. LEE. GRISMER, DIONYSIUS S. SHARMA, DAICUS BELABUT, and NORHAYATI AHMA 2009. New herpetofaunal records for Perlis State Park and adjacent areas. *Malayan Nature Journal* 61 (4): 255 - 262
 - Ota H. NABHITABHATA J. 1991. A new species of Gekko (Gekkonidae: Squamata) from Thailand. *Copeia* 1991 (2): 503-509. - [get paper here](#)
 - Ota, Hidetoshi 1989. A review of the geckos (Lacertilia: Reptilia) of the Ryukyu Archipelago and Taiwan. in: Matsui et al., eds; *Current Herpetology in East Asia: Proceedings of the Second Japan-China Herpetological Symposium Kyoto, July 1988:* 222-261
 - O'SHEA, Mark; Caitlin SANCHEZ, Andrew KATHRINER, Sven MECKE, Venancio LOPES CARVALHO, Agivedo VARELA RIBEIRO, Zito AFRANIO SOARES, Luis LEMOS DE ARAUJO and Hinrich KAISER 2015. Herpetological Diversity of Timor-Leste: Updates and a Review of Species Distributions. *Asian Herpetological Research* 6 (2): 73–131 - [get paper here](#)
 - O'SHEA, Mark; Caitlin SANCHEZ, Scott HEACOX, Andrew KATHRINER, Venancio LOPES CARVALHO, Agivedo VARELA RIBEIRO, Zito AFRANIO SOARES, Luis LEMOS DE ARAUJO and Hinrich KAISER 2012. First Update to Herpetofaunal Records from Timor-Leste. *Asian Herpetological Research* 3 (2): 114–126 - [get paper here](#)
 - Pauwels, O.S.G.; David, P.; Chimsunchart, C. & Thirakhupt, K. 2003. Reptiles of Phetchaburi Province, Western Thailand: a list of species, with natural history notes, and a discussion on the biogeography at

- the Isthmus of Kra. *Natural History Journal of Chulalongkorn University* 3 (1): 23-53 - [get paper here](#)
- Pauwels, O.S.G. et al. 2000. Herpetological investigations in Phang-Nga Province, southern Peninsular Thailand, with a list of reptile species and notes on their biology. *Dumerilia* 4 (2): 123-154 - [get paper here](#)
 - Peng, Q.K. et al. 2010. Genetic variability of the tokay gecko based on microsatellite analysis. *Biochemical Systematics and Ecology* 38: 23–28
 - Pulteney, R. 1781. A general view of the writings of Linnaeus. T. Payne and B. White, London, United Kingdom, iv + 425 pp
 - Purkayastha, J. 2018. Urban biodiversity: an insight into the terrestrial vertebrate diversity of Guwahati, India. *Journal of Threatened Taxa* 10(10): 12299–12316; - [get paper here](#)
 - Purkayastha, Jayaditya; Madhurima Das, and Saibal Sengupta 2011. Urban herpetofauna: a case study in Guwahati City of Assam, India. *Herpetology Notes* 4: 195-202 - [get paper here](#)
 - Qin, X.M.; Zeng, Z.H. & Liang, Y.N. 2007. Genetic variation and differentiation of Gekko gecko from different population. *Zool. Res.* 28 (3): 286-290
 - Qin, Xin-Min; Hui-Min Li, Zhen-Hua Zeng, De-Long Zeng, and Qing-Xin Guan 2012. Genetic Variation and Differentiation of Gekko gecko from Different Populations Based on Mitochondrial Cytochrome b Gene Sequences and Karyotypes. *Zoological Science* 29 (6): 384-389. - [get paper here](#)
 - Rafe M. Brown, Cameron D. Siler, Indraneil Das, Yong Min 2012. Testing the phylogenetic affinities of Southeast Asia's rarest geckos: Flap-legged geckos (*Luperosaurus*), Flying geckos (*Ptychozoon*) and their relationship to the pan-Asian genus *Gekko*. *Molecular Phylogenetics and Evolution* 63: 915-921 - [get paper here](#)
 - REILLY, SEAN B.; ALEXANDER L. STUBBS, BENJAMIN R. KARIN, EVY ARIDA,
 DJOKO T. ISKANDAR, JIMMY A. MCGUIRE 2019. Recent and rapid colonization of the Lesser Sundas Archipelago from adjacent Sundaland by seven amphibian and reptile species. *bioRxiv*, posted online Mar. 9, 2019 - [get paper here](#)
 - Reilly, SB, Stubbs, AL, Karin, BR, Arida, E, Iskandar, DT, McGuire, JA. 2019. Recent colonization and expansion through the Lesser Sundas by seven amphibian and reptile species. *Zool Scripta* 48: 614– 626 - [get paper here](#)
 - Rocha-Júnior, José Carlos 2015. Occurrence of the Tokay Gecko, *Gekko gecko* Linnaeus 1758 (Squamata, Gekkonidae), an exotic species in southern Brazil. *Herpetology Notes* 8: 8-10 - [get paper here](#)
 - Romer, J.D. 1951. The occurrence of the lizard *Gekko gecko* in the colony of Hong Kong. *Copeia* 1951 (1): 80. - [get paper here](#)
 - Rosamma, Mathew 2005. On the occurrence of the Tokay Gecko (*Gekko gecko* (Linn)) (Reptilia: Squamata: Gekkonidae) in Meghalaya. *Cobra* 59: 11-12
 - Rösler, H. 2001. Studien am Tokeh: 1. *Gekko gecko* azhari MERTENS 1955 (Sauria: Gekkonidae). *Gekkota* 3: 33-46
 - Rösler, H. 2005. Studien am Tokeh: 2. Intraspezifische Variation der südostasiatischen Populationen von *Gekko gecko* (Linnaeus, 1758) (Sauria: Gekkonidae). *Gekkota* 5: 65-149
 - Rösler, Herbert 1995. *Geckos der Welt - Alle Gattungen*. Urania, Leipzig, 256 pp.
 - SAIJUNTHA, Weerachai; Sutthira SEDLAK; Takeshi AGATSUMA; Kamonwan JONGSOMCHAI; Warayutt PILAP; Watee KONGBUNTAD; Wittaya TAWONG; Warong SUKSAVATE; Trevor N. PETNEY and Chairat TANTRAWATPAN 2019. Genetic Structure of the Red-spotted Tokay Gecko, *Gekko gecko* (Linnaeus, 1758) (Squamata: Gekkonidae) from Mainland Southeast Asia. *Asian Herpetological Research* 10 (2): 69-78; DOI: 10.16373/j.cnki.ahr.180066 - [get paper here](#)
 - Sanchez, Caitlin; Venancio Lopes Carvalho,, Andrew Kathriner, Mark O'Shea and Hinrich Kaiser 2012. First report on the herpetofauna of the Oecusse District, an enclave of Timor-Leste. *Herpetology Notes* 5: 137-149 - [get paper here](#)
 - Sanguila MB, Cobb KA, Siler CD, Diesmos AC, Alcalá AC, Brown RM 2016. The amphibians and reptiles of Mindanao Island, southern Philippines, II: the herpetofauna of northeast Mindanao and adjacent islands. *ZooKeys* 624: 1–132, doi: 10.3897/zookeys.624.9814 - [get paper here](#)
 - SCHEIDT, U., T. IHLE & B. SEIFERT 2010. Adulter Tokeh (*Gekko gecko* [LINNAEUS, 1758]) als Beute von Weberameisen (*Oecophylla smaragdina* [FABRICIUS, 1775])?. *Sauria* 32 (4): 61-63 - [get paper here](#)
 - Sengupta D et al. 2019. Assessment of the Reptilian Fauna in the Brahmaputra Plains of Two Districts in Assam, India. *IRCF* 26 (1): 65-67 - [get paper here](#)
 - Siler, Cameron D. and Rafe M. Brown 2010. Phylogeny-based Species Delimitation in Philippine Slender Skinks (Reptilia: Squamata: Scincidae: Brachymeles): Taxonomic Revision of Pentadactyl Species Groups and Description of Three New Species. *Herpetological Monographs* 24 (1): 1-54 - [get paper here](#)
 - Simon, Georg and Wolfgang Grossmann. 2013. Tokeh-Morphen, *Gekko gecko* (Linnaeus, 1758) sensu lato im Terrarium. Teil 1: "Calico"-Tokehs. *Sauria* 35 (4): 37-52 - [get paper here](#)
 - Skipwith, P.L., Bi, K., Oliver, P.M. 2019. Relicts and radiations: Phylogenomics of an Australasian lizard clade with east Gondwanan origins (*Gekkota*: Diplodactyloidea). *Molecular Phylogenetics and Evolution* (2019), doi: - [get paper here](#)

- Smith, H.M., & Kohler, A.J. 1977. A survey of herpetological introductions in the United States and Canada. *Trans. Kansas Acad. Sci.* 80 (1-2): 1-24. - [get paper here](#)
- Smith, A. 1846. *Illustrations of the zoology of South Africa, Reptilia.* Smith, Elder, and Co., London - [get paper here](#)
- Solleder, Eva and M. Schmid. 1984. XX/XY-Sex Chromosomes in Gekko gekko (Sauria, Reptilia). *Amphibia-Reptilia* 5 (3-4): 339 - 345 - [get paper here](#)
- Stejneger, Leonhard 1936. Types of the Amphibian and Reptilian Genera Proposed by Laurenti in 1768. *Copeia* 1936 (3): 133-141. - [get paper here](#)
- Stoliczka, F. 1870. Observations on some Indian and Malayan Amphibia and Reptilia. *J. Asiat. Soc. Bengal* 39: 134-228. - [get paper here](#)
- SUPSUP, Christian E.; NEVONG M. PUNA, Augusto A. ASIS, Bernard R. REDOBLADO, Maria Fatima G. PANAGUNIT, Faith M. GUINTO, Edmund B. RICO, Arvin C. DIOSMOS, Rafe M. BROWN and Neil Aldrin D. MALLARI 2016. Amphibians and Reptiles of Cebu, Philippines: The Poorly Understood Herpetofauna of an Island with Very Little Remaining Natural Habitat. *Asian Herpetological Research* 2016, 7(3): 151-179 DOI: 10.16373/j.cnki.ahr.150049 - [get paper here](#)
- Tang, Zhenjie; Li, Hanhua; Yu, Tailin; Chen, Ming; Huang, Chengming 1995. Gekko gekko resources and its geographic distribution in Guangxi. *Acta Herpetologica Sinica* 4/5: 139-145
- Taylor, E.H. 1922. *The lizards of the Philippine Islands.* Department of Agriculture and Natural Resources, Bureau of Science, Government of the Philippine Islands, Manila, Publication no. 17: 269 pp. - [get paper here](#)
- ter Borg, Jur 2004. De tokkeh, Gekko gekko - een eenvoudige handleiding. *Lacerta* 62 (6): 256-260 - [get paper here](#)
- TEYNIÉ, ALEXANDRE; PATRICK DAVID, & ANNEMARIE OHLER 2010. Note on a collection of Amphibians and Reptiles from Western Sumatra (Indonesia), with the description of a new species of the genus *Bufo*. *Zootaxa* 2416: 1-43 - [get paper here](#)
- Treu, B. 2008. Gute Absichten bringen nicht immer erwünschte Resultate: ungewöhnliche Haltung einer Großfamilie des Tokehs. *Sauria* 30 (2): 45-46 - [get paper here](#)
- Ulber, T. & E. Ulber 1987. Auf der Mauer, auf der Lauer - Erfahrungen mit der Zimmerhaltung von verschiedenen Geckos. *Sauria* 9 (2): 7-12 - [get paper here](#)
- Venugopal, P.D. 2010. An updated and annotated list of Indian lizards (Reptilia: Sauria) based on a review of distribution records and checklists of Indian reptiles. *Journal of Threatened Taxa* 2 (3): 725-738. - [get paper here](#)
- Wagner, P. & A. Dittmann 2014. Medicinal use of Gekko gekko (Squamata: Gekkonidae) has an impact on agamid lizards. *Salamandra* 50 (3): 185-186 - [get paper here](#)
- Wall, F. 1907. Encounter between a Snake and Lizard. *J. Bombay Nat. Hist. Soc.* 17: 1017 - [get paper here](#)
- Wall, F. 1907. Tuctoo and snake. *J. Bombay Nat. Hist. Soc.* 17: 1035 - [get paper here](#)
- Wanger, T. C., I. Motzke, S. Saleh & D. T. Iskandar 2011. The amphibians and reptiles of the Lore Lindu National Park area, Central Sulawesi, Indonesia. *Salamandra* 47 (1): 17-29 - [get paper here](#)
- Wangyal, Jigme Tshelthrim 2019. The status of herpetofauna of Bhutan. District Forest Office, District Administration, Trashigang, Bhutan, 20-39 - [get paper here](#)
- Werner, Y. L., and E. G. Wever. 1972. The function of the middle ear in lizards: *Gekko gekko* and *Eublepharis macularius* (Gekkonidae). *Journal of Experimental Zoology*, 179(1): 1-16
- Williams, J. D. 1989. Primer hallazgo del gecko mediterráneo *Hemidactylus turcicus* (L., 1758) (Lacertilia, Gekkonidae) en la Argentina. *Bol. Asoc. Herp. Argentina* 5 (3): 14
- Wood Jr, Perry L.; Xiangguang Guo, Scott L. Travers, Yong-Chao Su, Karen V. Olson, Aaron M. Bauer, L. Lee Grismer, Cameron D. Siler, Robert G. Moyle, Michael J. Andersen, Rafe M. Brown 2019. Parachute geckos free fall into synonymy: *Gekko* phylogeny, and a new subgeneric classification, inferred from thousands of ultraconserved elements. *bioRxiv* 717520 - [get paper here](#)
- XU, Yong-li; LI, Li; ZHANG, Yue-yun; ZHAO, Cheng-jian; MIAO, Jian-hua; TANG, Hua-xin 2009. Distribution and Population of *Gekko gekko* in Longgang Nature Reserve, Guangxi. *Acta Zootaxonomica Sinica* 2009 (5) - [get paper here](#)
- Zhang, Q.Q.; Tang, Y.Z.; Huang, Y.C.; and Zeng, F. H. 1997. Investigation on the geographic variance of Tokay, *Gekko gekko* L. *Chinese Journal of Zoology* 32:44-46.
- Zhao, E. & Adler, K. 1993. *Herpetology of China.* SSAR, Oxford/Ohio, 1-522
- Zhou, Kaiya & Wang, Qiuxian 2008. New species of *Gekko* (Squamata: Sauria: Gekkonidae) from China: morphological and molecular evidence. *Zootaxa* 1778: 59-68 - [get paper here](#)
- Zhou, Kaiya; Hongdan Li; Demin Han; Aaron M. Bauer and Jinye Feng 2006. The complete mitochondrial genome of *Gekko gekko* (Reptilia: Gekkonidae) and support for the monophyly of Sauria including *Amphisbaenia*. *Molecular Phylogenetics and Evolution* 40 (3): 887-892 - [get paper here](#)
- Ziegler, T. 2002. *Die Amphibien und Reptilien eines Tieflandfeuchtwald-Schutzgebietes in Vietnam.* Natur und Tier Verlag (Münster), 342 pp. - [get paper here](#)
- Ziegler, T., RAUHAUS, A., NGUYEN, T.Q. & NGUYEN, K.V. 2015. Südlichster Nachweis von *Gekko*

badenii SZCZERBAK & NEKRASOVA, 1994, mit Bemerkungen zur Herpetofauna der Hon-Me-Auffangstation in der Provinz Kien Giang, Südvietnam. Sauria 37 (2): 3 - 14 - [get paper here](#)

External links

- [National Center for Biotechnology Information](#)
- http://www.calacademy.org/research/herpetology/myanmar/checklist_lizards.html
- <http://www.biotropics.com/html/echsen.html>
- <http://www.wildherps.com/families/Gekkonidae.html>
- [Google images](#)

Is it interesting? Share with others:

Tweet

As link to this species use URL address:

<http://reptile-database.reptarium.cz/species?genus=Gekko&species=gecko>

without field 'search_param'. Field 'search_param' is used for browsing search result.

[Please submit feedback about this entry to the curator](#)

This database is maintained by Peter Uetz (database content) and Jakob Hallermann, Zoological Museum Hamburg (new species and updates).

Web pages and scripting Jiri Hosek



Gekko reevesii (GRAY, 1831)

[iNaturalist logo](#)

Can you confirm these amateur observations of *Gekko reevesii*?



[Add your own observation of *Gekko reevesii*](#) »

We have no photos, try to find some by Google images search: [Google](#)

Higher Taxa Gekkonidae, Gekkota, Sauria, Squamata (lizards: gekkos)

Subspecies

E: Reeves' Tokay Gecko

Common Names

G: Reeves' Tokeh

Chinese: 黑疣大壁虎

Synonym

Gekko Reevesii GRAY 1831: 48

Gekko reevesii — RÖSLER et al. 2011

Gekko reevesii — ZHANG et al. 2014

Gekko (Gekko) reevesii — WOOD et al. 2019

China, NW Vietnam (Son La)

Distribution

Type locality: China

Reproduction

Types

Holotype: BMNH 1946.8.25.98

Diagnosis

Synonymy: Gekko Reevesii GRAY 1831 has been synonymized with *G. gekko* by MERTENS 1955, but resurrected by RÖSLER et al. 2011.

Comment

Original description: "Black, with cross band of white spots, and some obscure rather larger tubercular scales." (GRAY 1831).

Etymology

References

- Beolens, Bo; Michael Watkins, and Michael Grayson 2011. The Eponym Dictionary of Reptiles. Johns Hopkins University Press, Baltimore, USA - [get paper here](#)
- Gawor, A., C. T. Pham, T. Q. Nguyen, T. T. Nguyen, A. Schmitz & T. Ziegler 2016. The herpetofauna of the Bai Tu Long National Park, northeastern Vietnam. Salamandra 52 (1): 23-41 - [get paper here](#)
- Gray, J. E. 1831. A synopsis of the species of Class Reptilia. In: Griffith, E & E. Pidgeon: The animal kingdom arranged in conformity with its organisation by the Baron Cuvier with additional descriptions of all the species hither named, and of many before noticed [V Whittaker, Treacher and Co., London: 481 + 110 pp. [1830]
- Mertens, R. 1955. Über eine eigenartige Rasse des Tokeh (Gekko gekko) aus Ost-Pakistan. Senckenbergiana Biologica 36: 21-24
- Nguyen, Truong Quang; Anh Van Pham, Hoang Van Tu, Tan Van Nguyen, Thomas Ziegler 2018. New records and an updated list of lizards from Son La Province, Vietnam. Herpetology Notes 11: 209-216 - [get paper here](#)
- RÖSLER, HERBERT; AARON M. BAUER, MATTHEW P. HEINICKE, ELI GREENBAUM, TODD

Nota bene: Proposal CoP18 Prop. 28 to include *Gekko gekko* in the CITES Appendices explicitly included *Gekko reevesii* as a synonym of *G. gekko* for CITES purposes; this database extract serves to document the nomenclatural history, distribution and content of the *reevesii* form as part of the species *Gekko gekko*.

- JACKMAN, TRUONG QUANG NGUYEN & THOMAS ZIEGLER 2011. Phylogeny, taxonomy, and zoogeography of the genus *Gekko Laurenti*, 1768 with the revalidation of *G. reevesii* Gray, 1831 (Sauria: Gekkonidae). *Zootaxa* 2989: 1–50 - [get paper here](#)
- Skipwith, P.L., Bi, K., Oliver, P.M. 2019. Relicts and radiations: Phylogenomics of an Australasian lizard clade with east Gondwanan origins (Gekkota: Diplodactyloidea). *Molecular Phylogenetics and Evolution* (2019), doi: - [get paper here](#)
 - Wood Jr, Perry L.; Xianguang Guo, Scott L. Travers, Yong-Chao Su, Karen V. Olson, Aaron M. Bauer, L. Lee Grismer, Cameron D. Siler, Robert G. Moyle, Michael J. Andersen, Rafe M. Brown 2019. Parachute geckos free fall into synonymy: *Gekko* phylogeny, and a new subgeneric classification, inferred from thousands of ultraconserved elements. *bioRxiv* 717520 - [get paper here](#)
 - Zhang, Yueyun; Chongtao Chen, Li Li, Chengjian Zhao, Weicai Chen & Yong Huang 2014. Insights from ecological niche modeling on the taxonomic distinction and niche differentiation between the black-spotted and red-spotted tokay geckoes (*Gekko gekko*). *Ecology and Evolution* 4 (17): 3383– 3394. doi: 10.1002/ece3.1183 - [get paper here](#)
 - Ziegler, T., RAUHAUS, A., TRAN, T.D., PHAM, C.T., VAN SCHINGEN, M., DANG, P.H., LE, M.D. & NGUYEN, T.Q. 2015. Die Amphibien- und Reptilienfauna der Me-Linh-Biodiversitätsstation in Nordvietnam. *Sauria* 37 (4): 11-44 - [get paper here](#)

External links

- [Google images](#)

Is it interesting? Share with others:

Tweet

As link to this species use URL address:

<http://reptile-database.reptarium.cz/species?genus=Gekko&species=reevesii>

without field 'search_param'. Field 'search_param' is used for browsing search result.

[Please submit feedback about this entry to the curator](#)

This database is maintained by Peter Uetz (database content) and Jakob Hallermann, Zoological Museum Hamburg (new species and updates).

Web pages and scripting Jiri Hosek



Paroedura androyensis (GRANDIDIER, 1867)

Image not found: http://www.tc.umn.edu/~gambloo7/Photos/Paroedura_androyensis_Pair.JPG

Image not found: http://www.tc.umn.edu/~gambloo7/Photos/Paroedura_androyensis_Pair.JPG



[iNaturalist logo](#)

Can you confirm these amateur observations of *Paroedura androyensis*?



[Add your own observation of *Paroedura androyensis*](#) »

Find more photos by Google images search: [Google](#)

Higher Taxa	Gekkonidae, Gekkota, Sauria, Squamata (lizards: geckos)
Subspecies	
Common Names	E: Grandidier's Madagasoer Ground Gecko
Synonym	<p>Phyllodactylus androyensis GRANDIDIER 1867 Phyllodactylus androyensis – BOULENGER 1885: 76 Diplodactylus porogaster BOULENGER 1896: 446 (fide ANGEL 1942) Phyllodactylus androyensis – ANGEL 1942 Phyllodactylus androyensis – GUIBÉ 1956 Phyllodactylus androyensis – WERMUTH 1965: 133 Paroedura androyensis – KLUGE 1993 Paroedura androyensis – GLAW & VENCES 1994: 269 Paroedura androyensis – RÖSLER 2000: 100 Paroedura androjensis [sic] – LIEBEL et al. 2004: 30 SE Madagascar (Saint Marie Island)</p>
Distribution	Type locality: Sancta Maria, Madagascar.
Reproduction	oviparous
Types	Type: BMNH 1946.8.23.63 (and possibly additional specimens).
Diagnosis	
Comment	Total length: max. 60 mm (this is the smallest member of the genus).

Etymology

- Angel, F. 1942. Les Lézards de Madagascar. Mem. Acad. Malagache, Tananarive XXXVI: 193 pp.
- Aprea, Gennaro; Franco Andreone, Domenico Fulgione, Agnese Petracchioli, and Gaetano Odierna 2013. Chromosomal Rearrangements Occurred Repeatedly and Independently during Species Diversification in Malagasy Geckos, Genus Paroedura. African Zoology Apr 2013, Vol. 48, No. 1: 96-108. - [get paper here](#)
- Boulenger, G. A. 1896. Descriptions of new lizards from Madagascar. Ann. Mag. nat. Hist. (6) 17: 444-449 - [get paper here](#)
- Boulenger, G.A. 1885. Catalogue of the lizards in the British Museum (Nat. Hist.) I. Geckonidae, Eublepharidae, Uroplatidae, Pygopodidae, Agamidae. London: 450 pp. - [get paper here](#)
- D'Cruze, Neil; Annette Olsonn, David Henson, Sunil Kumar, and David Emmett. 2009. The Amphibians and Reptiles of the Lower Onilahy River Valley, a Temporary Protected Area in Southwest Madagascar. Herp. Cons. Biol. 4: 62-79 - [get paper here](#)
- Glaw ,F. & Vences, M. 1994. A Fieldguide to the Amphibians and Reptiles of Madagascar. Vences & Glaw Verlag, Köln (ISBN 3-929449-01-3)
- Glaw,F.; Schmidt, K. & Vences,M. 2003. Nachtgeckos aus Madagaskar. DATZ 56 (9): 6-11
- Grandidier, A. 1867. Liste des reptiles nouveaux découverts, en 1866, sur la côte sud-ouest de Madagascar. Revue et Magazine de Zoologie (Paris), Sér. 2, 19: 232-234
- Guibé, J. 1956. Revision des espèces du genre Phyllodactylus Gray. Mem. Inst. Sci. Madagascar ser. A., 10: 245-250
- Jackman,Todd R.; Aaron M. Bauer, Eli Greenbaum, Frank Glaw and Miguel Vences 2008. Molecular phylogenetic relationships among species of the Malagasy-Comoran gecko genus Paroedura (Squamata: Gekkonidae). Molecular Phylogenetics and Evolution 46 (1): 74-81 - [get paper here](#)
- Liebel, K.; Meyer, M. & Schmidt, W. 2004. Die Madagassischen Großkopfgeckos (Paroedura). Draco 5 (18): 28-39 - [get paper here](#)
- Pejak, J. 2011. Madagaskar 2011: Auf der Suche - nicht nur nach Phelsuma gouldi. Der Taggecko 76: 4-9
- Rösler, H. 2000. Kommentierte Liste der rezent, subrezent und fossil bekannten Geckotaxa (Reptilia: Gekkonomorpha). Gekkota 2: 28-153
- Schönecker, P. 2017. Die madagassischen Großkopfgeckos der Gattung Paroedura. Reptilia (Münster) 22 (125): 1423
- Schönecker, P. & Böhle, A. 2004. Die Geckogattungen Madagaskars. Draco 5 (19): 56-67 - [get paper here](#)

References

- [IUCN Red List - Paroedura androyensis - Vulnerable, VU](#)
- [National Center for Biotechnology Information](#)
- <http://www.gekkota.com/Photos/photos.html>
- [Google images](#)

External links

Is it interesting? Share with others:

Tweet

As link to this species use URL address:

<http://reptile-database.reptarium.cz/species?genus=Paroedura&species=androyensis>

without field 'search_param'. Field 'search_param' is used for browsing search result.

[Please submit feedback about this entry to the curator](#)

This database is maintained by Peter Uetz (database content) and Jakob Hallermann, Zoological Museum Hamburg (new species and updates).

Web pages and scripting Jiri Hosek



Search results

Search Parameters

- Higher taxa: Sphaerodactylidae

Search results

Species found: 228

- [Aristelliger barbouri](#) NOBLE & KLINGEL, 1932
- [Aristelliger cochranae](#) GRANT, 1931
- [Aristelliger expectatus](#) COCHRAN, 1933
- [Aristelliger georgeensis](#) (BOCOURT, 1873)
- [Aristelliger hechti](#) SCHWARTZ & CROMBIE, 1975
- [Aristelliger lar](#) COPE, 1862
- [Aristelliger nelsoni](#) (BARBOUR, 1914)
- [Aristelliger praesignis](#) (HALLOWELL, 1856)
- [Aristelliger reyesi](#) DIAZ & HEDGES, 2009
- [Chatogekko amazonicus](#) (ANDERSSON, 1918)
- [Coleodactylus brachystoma](#) (AMARAL, 1935)
- [Coleodactylus elizae](#) GONÇALVES, TORQUATO, SKUK & ARAÚJO SENA, 2012
- [Coleodactylus meridionalis](#) (BOULENGER, 1888)
- [Coleodactylus natalensis](#) FREIRE, 1999
- [Coleodactylus septentrionalis](#) VANZOLINI, 1980
- [Euleptes europaea](#) (GENÉ, 1839)
- [Gonatodes albogularis](#) (DUMÉRIL & BIBRON, 1836)
- [Gonatodes alexandermendesi](#) COLE & KOK, 2006
- [Gonatodes annularis](#) BOULENGER, 1887
- [Gonatodes antillensis](#) (LIDTH DE JEUDE, 1887)
- [Gonatodes astralis](#) SCHARGEL, RIVAS, MAKOWSKY, SEÑARIS, NATERA, BARROS, MOLINA & BARRIO-AMORÓS, 2010
- [Gonatodes atricucullaris](#) NOBLE, 1921
- [Gonatodes caudiscutatus](#) (GÜNTHER, 1859)
- [Gonatodes ceciliae](#) DONOSO-BARROS, 1966
- [Gonatodes chucuri](#) MENESES-PELAYO & RAMÍREZ, 2020
- [Gonatodes concinnatus](#) (O'SHAUGHNESSY, 1881)
- [Gonatodes daudini](#) POWELL & HENDERSON, 2005
- [Gonatodes eladioi](#) DO NASCIMENTO, AVILA-PIRES & DA CUNHA, 1987
- [Gonatodes falconensis](#) SHREVE, 1947
- [Gonatodes hasemani](#) GRIFFIN, 1917
- [Gonatodes humeralis](#) (GUICHENOT, 1855)
- [Gonatodes infernalis](#) RIVAS & SCHARGEL, 2008
- [Gonatodes lichenosus](#) ROJAS-RUNJAIC, INFANTE-RIVERO, CABELLO & VELOZO, 2010
- [Gonatodes ligiae](#) DONOSO-BARROS, 1967
- [Gonatodes machelae](#) RIVERO-BLANCO & SCHARGEL, 2020
- [Gonatodes nascimentoi](#) STURARO & AVILA-PIRES, 2011
- [Gonatodes naufragus](#) RIVAS, UGUETO, SCHARGEL, BARROS, VELOZO & SÁNCHEZ, 2013
- [Gonatodes ocellatus](#) (GRAY, 1831)
- [Gonatodes petersi](#) DONOSO-BARROS, 1967
- [Gonatodes purpurogularis](#) ESQUEDA, 2004
- [Gonatodes rayito](#) SCHARGEL, RIVAS, GARCÍA-PÉREZ, RIVERO-BLANCO, CHIPPINDALE & FUJITA, 2017
- [Gonatodes riveroi](#) STURARO & AVILA-PIRES, 2011

- [*Gonatodes rozei* RIVERO-BLANCO & SCHARGEL, 2012](#)
- [*Gonatodes seiglii* DONOSO-BARROS, 1966](#)
- [*Gonatodes superciliaris* BARRIO-AMOROS & BREWER-CARIAS, 2008](#)
- [*Gonatodes taniae* ROZE, 1963](#)
- [*Gonatodes tapajonicus* RODRIGUES, 1980](#)
- [*Gonatodes timidus* KOK, 2011](#)
- [*Gonatodes vittatus* \(LICHTENSTEIN & MARTENS, 1856\)](#)
- [*Lepidoblepharis buchwaldi* WERNER, 1910](#)
- [*Lepidoblepharis colombianus* MECHLER, 1968](#)
- [*Lepidoblepharis conolepis* AVILA-PIRES, 2001](#)
- [*Lepidoblepharis duolepis* AYALA & CASTRO, 1983](#)
- [*Lepidoblepharis emberawoundule* BATISTA, PONCE, VESELY, MEBERT, HERTZ, KÖHLER, CARRIZO & LOTZKAT, 2015](#)
- [*Lepidoblepharis festae* \(PERACCA, 1897\)](#)
- [*Lepidoblepharis grandis* MIYATA, 1985](#)
- [*Lepidoblepharis heyerorum* VANZOLINI, 1978](#)
- [*Lepidoblepharis hoogmoedi* AVILA-PIRES, 1995](#)
- [*Lepidoblepharis intermedius* BOULENGER, 1914](#)
- [*Lepidoblepharis microlepis* \(NOBLE, 1923\)](#)
- [*Lepidoblepharis miyatai* LAMAR, 1985](#)
- [*Lepidoblepharis montecanoensis* MARKEZICH & TAPHORN, 1994](#)
- [*Lepidoblepharis nukak* CALDERÓN-ESPINOSA & MEDINA-RANGEL, 2016](#)
- [*Lepidoblepharis peraccae* BOULENGER, 1908](#)
- [*Lepidoblepharis rufigularis* BATISTA, PONCE, VESELY, MEBERT, HERTZ, KÖHLER, CARRIZO & LOTZKAT, 2015](#)
- [*Lepidoblepharis ruthveni* PARKER, 1926](#)
- [*Lepidoblepharis sanctaemartae* \(RUTHVEN, 1916\)](#)
- [*Lepidoblepharis victormartinezi* BATISTA, PONCE, VESELY, MEBERT, HERTZ, KÖHLER, CARRIZO & LOTZKAT, 2015](#)
- [*Lepidoblepharis williamsi* AYALA & SERNA, 1986](#)
- [*Lepidoblepharis xanthostigma* \(NOBLE, 1916\)](#)
- [*Pristurus abdelkuri* ARNOLD, 1986](#)
- [*Pristurus adrarensis* GENIEZ & ARNOLD, 2006](#)
- [*Pristurus carteri* \(GRAY, 1863\)](#)
- [*Pristurus celerrimus* ARNOLD, 1977](#)
- [*Pristurus collaris* \(STEINDACHNER, 1867\)](#)
- [*Pristurus crucifer* \(VALENCIENNES, 1861\)](#)
- [*Pristurus flavipunctatus* RÜPPELL, 1835](#)
- [*Pristurus gallagheri* ARNOLD, 1986](#)
- [*Pristurus guichardi* ARNOLD, 1986](#)
- [*Pristurus insignis* BLANFORD, 1881](#)
- [*Pristurus insignoides* ARNOLD, 1986](#)
- [*Pristurus longipes* PETERS, 1871](#)
- [*Pristurus masirahensis* TAMAR, MITSU, SIMÓ-RIUDALBAS, TEJERO-CICUÉNDEZ, AL-SARIRI & CARRANZA, 2019](#)
- [*Pristurus mazbah* AL-SAFADI, 1989](#)
- [*Pristurus minimus* ARNOLD, 1977](#)
- [*Pristurus obsti* RÖSLER & WRANIK, 1999](#)
- [*Pristurus ornithocephalus* ARNOLD, 1986](#)
- [*Pristurus phillipsii* BOULENGER, 1895](#)
- [*Pristurus popovi* ARNOLD, 1982](#)
- [*Pristurus rupestris* BLANFORD, 1874](#)
- [*Pristurus saada* ARNOLD, 1986](#)
- [*Pristurus samhaensis* RÖSLER & WRANIK, 1999](#)
- [*Pristurus schneideri* RÖSLER, KÖHLER & BÖHME, 2008](#)
- [*Pristurus simonettai* \(LANZA & SASSI, 1968\)](#)
- [*Pristurus sokotranus* PARKER, 1938](#)
- [*Pristurus somalicus* PARKER, 1932](#)
- [*Pseudogonatodes barbouri* \(NOBLE, 1921\)](#)
- [*Pseudogonatodes furvus* RUTHVEN, 1915](#)
- [*Pseudogonatodes gasconi* AVILA-PIRES & HOOGMOED, 2000](#)
- [*Pseudogonatodes guianensis* PARKER, 1935](#)
- [*Pseudogonatodes lunulatus* \(ROUX, 1927\)](#)
- [*Pseudogonatodes manessi* AVILA-PIRES & HOOGMOED, 2000](#)
- [*Pseudogonatodes peruvianus* HUEY & DIXON, 1970](#)

- [Quedenfeldtia moerens](#) (CHABANAUD, 1916)
- [Quedenfeldtia trachyblepharus](#) (BOETTGER, 1874)
- [Saurodactylus broseti](#) (BONS & PASTEUR, 1957)
- [Saurodactylus elmoudenii](#) JAVANMARDI, VOGLER & JOGER, 2019
- [Saurodactylus fasciatus](#) WERNER, 1931
- [Saurodactylus harrisii](#) JAVANMARDI, VOGLER & JOGER, 2019
- [Saurodactylus mauritanicus](#) (DUMÉRIL & BIBRON, 1836)
- [Saurodactylus slimanii](#) JAVANMARDI, VOGLER & JOGER, 2019
- [Saurodactylus splendidus](#) JAVANMARDI, VOGLER & JOGER, 2019
- [Sphaerodactylus alphas](#) MCCRANIE & HEDGES, 2013
- [Sphaerodactylus altavelensis](#) NOBLE, 1933
- [Sphaerodactylus argivus](#) GARMAN, 1888
- [Sphaerodactylus argus](#) GOSSE, 1850
- [Sphaerodactylus ariasae](#) HEDGES & THOMAS, 2001
- [Sphaerodactylus armasi](#) SCHWARTZ & GARRIDO, 1974
- [Sphaerodactylus armstrongi](#) NOBLE, 1933
- [Sphaerodactylus asterulus](#) SCHWARTZ & GRAHAM, 1980
- [Sphaerodactylus beattyi](#) GRANT, 1937
- [Sphaerodactylus becki](#) SCHMIDT, 1919
- [Sphaerodactylus bromeliarum](#) PETERS & SCHWARTZ, 1977
- [Sphaerodactylus caicosensis](#) COCHRAN, 1934
- [Sphaerodactylus callocricus](#) SCHWARTZ, 1976
- [Sphaerodactylus celicara](#) GARRIDO & SCHWARTZ, 1982
- [Sphaerodactylus cinereus](#) WAGLER, 1830
- [Sphaerodactylus clenchi](#) SHREVE, 1968
- [Sphaerodactylus cochranae](#) RUIBAL, 1946
- [Sphaerodactylus continentalis](#) WERNER, 1896
- [Sphaerodactylus copei](#) STEINDACHNER, 1867
- [Sphaerodactylus corticola](#) GARMAN, 1888
- [Sphaerodactylus cricoderus](#) THOMAS, HEDGES & GARRIDO, 1992
- [Sphaerodactylus cryphius](#) THOMAS & SCHWARTZ, 1977
- [Sphaerodactylus dacnicolor](#) BARBOUR, 1910
- [Sphaerodactylus darlingtoni](#) SHREVE, 1968
- [Sphaerodactylus difficilis](#) BARBOUR, 1914
- [Sphaerodactylus dimorphicus](#) FONG & DIAZ, 2004
- [Sphaerodactylus docimus](#) SCHWARTZ & GARRIDO, 1985
- [Sphaerodactylus dunni](#) SCHMIDT, 1936
- [Sphaerodactylus elasmorhynchus](#) THOMAS, 1966
- [Sphaerodactylus elegans](#) (MACLEAY, 1834)
- [Sphaerodactylus elegantulus](#) BARBOUR, 1917
- [Sphaerodactylus epiurus](#) THOMAS & HEDGES, 1993
- [Sphaerodactylus exsul](#) BARBOUR, 1914
- [Sphaerodactylus fantasticus](#) DUMÉRIL & BIBRON, 1836
- [Sphaerodactylus gaigeae](#) GRANT, 1932
- [Sphaerodactylus gilvitorques](#) COPE, 1862
- [Sphaerodactylus glaucus](#) COPE, 1866
- [Sphaerodactylus gomiorhynchus](#) COPE, 1895
- [Sphaerodactylus grandisquamis](#) STEJNEGER, 1904
- [Sphaerodactylus graptolaemus](#) HARRIS & KLUGE, 1984
- [Sphaerodactylus guanajae](#) MCCRANIE & HEDGES, 2012
- [Sphaerodactylus heliconiae](#) HARRIS, 1982
- [Sphaerodactylus homolepis](#) COPE, 1886
- [Sphaerodactylus inaquae](#) NOBLE, 1932
- [Sphaerodactylus inigoi](#) THOMAS & SCHWARTZ, 1966
- [Sphaerodactylus intermedius](#) BARBOUR & RAMSDEN, 1919
- [Sphaerodactylus kirbyi](#) LAZELL, 1994
- [Sphaerodactylus klauberi](#) GRANT, 1931
- [Sphaerodactylus ladae](#) THOMAS & HEDGES, 1988
- [Sphaerodactylus lazelli](#) SHREVE, 1968
- [Sphaerodactylus leonardovaldesi](#) MCCRANIE & HEDGES, 2012
- [Sphaerodactylus leucaster](#) SCHWARTZ, 1973
- [Sphaerodactylus levinsi](#) HEATWOLE, 1968
- [Sphaerodactylus lineolatus](#) LICHTENSTEIN & MARTENS, 1856

- [*Sphaerodactylus macrolepis* GÜNTHER, 1859](#)
- [*Sphaerodactylus mariguanae* COCHRAN, 1934](#)
- [*Sphaerodactylus microlepis* REINHARDT & LÜTKEN, 1862](#)
- [*Sphaerodactylus micropithecus* SCHWARTZ, 1977](#)
- [*Sphaerodactylus millepunctatus* HALLOWELL, 1861](#)
- [*Sphaerodactylus molei* BOETTGER, 1894](#)
- [*Sphaerodactylus monensis* MEERWARTH, 1901](#)
- [*Sphaerodactylus nicholsi* GRANT, 1931](#)
- [*Sphaerodactylus nigropunctatus* GRAY, 1845](#)
- [*Sphaerodactylus notatus* \(BAIRD, 1859\)](#)
- [*Sphaerodactylus nycteropus* THOMAS & SCHWARTZ, 1977](#)
- [*Sphaerodactylus ocoae* SCHWARTZ, 1977](#)
- [*Sphaerodactylus oliveri* GRANT, 1944](#)
- [*Sphaerodactylus omoglaux* THOMAS, 1982](#)
- [*Sphaerodactylus oxyrhinus* GOSSE, 1850](#)
- [*Sphaerodactylus pacificus* STEJNEGER, 1903](#)
- [*Sphaerodactylus parkeri* \(GRANT, 1939\)](#)
- [*Sphaerodactylus parthenopion* THOMAS, 1965](#)
- [*Sphaerodactylus parvus* KING, 1962](#)
- [*Sphaerodactylus perissodactylus* THOMAS & HEDGES, 1988](#)
- [*Sphaerodactylus physacinus* THOMAS, 1964](#)
- [*Sphaerodactylus pimienta* THOMAS, HEDGES & GARRIDO, 1998](#)
- [*Sphaerodactylus plummeri* THOMAS & HEDGES, 1992](#)
- [*Sphaerodactylus poindexterii* MCCRANIE & HEDGES, 2013](#)
- [*Sphaerodactylus ramsdeni* RUIBAL, 1959](#)
- [*Sphaerodactylus randi* SHREVE, 1968](#)
- [*Sphaerodactylus rhabdotus* SCHWARTZ, 1970](#)
- [*Sphaerodactylus richardi* HEDGES & GARRIDO, 1993](#)
- [*Sphaerodactylus richardsonii* GRAY, 1845](#)
- [*Sphaerodactylus roosevelti* GRANT, 1931](#)
- [*Sphaerodactylus rosaurae* PARKER, 1940](#)
- [*Sphaerodactylus ruibali* GRANT, 1959](#)
- [*Sphaerodactylus sabanus* COCHRAN, 1938](#)
- [*Sphaerodactylus samanensis* COCHRAN, 1932](#)
- [*Sphaerodactylus savagei* SHREVE, 1968](#)
- [*Sphaerodactylus scaber* BARBOUR & RAMSDEN, 1919](#)
- [*Sphaerodactylus scapularis* BOULENGER, 1902](#)
- [*Sphaerodactylus schuberti* THOMAS & HEDGES, 1998](#)
- [*Sphaerodactylus schwartzi* THOMAS, HEDGES & GARRIDO, 1992](#)
- [*Sphaerodactylus semasiops* THOMAS, 1975](#)
- [*Sphaerodactylus shrevei* LAZELL, 1961](#)
- [*Sphaerodactylus siboney* FONG & DIAZ, 2004](#)
- [*Sphaerodactylus sommeri* GRAHAM, 1981](#)
- [*Sphaerodactylus sputator* \(SPARRMAN, 1784\)](#)
- [*Sphaerodactylus storeyae* GRANT, 1944](#)
- [*Sphaerodactylus streptophorus* THOMAS & SCHWARTZ, 1977](#)
- [*Sphaerodactylus thompsoni* SCHWARTZ & FRANZ, 1976](#)
- [*Sphaerodactylus torrei* BARBOUR, 1914](#)
- [*Sphaerodactylus townsendi* GRANT, 1931](#)
- [*Sphaerodactylus underwoodi* SCHWARTZ, 1968](#)
- [*Sphaerodactylus vincenti* BOULENGER, 1891](#)
- [*Sphaerodactylus williamsi* THOMAS, 1983](#)
- [*Sphaerodactylus zygaena* SCHWARTZ, 1977](#)
- [*Teratoscincus bedriagai* NIKOLSKY, 1900](#)
- [*Teratoscincus keyserlingii* STRAUCH, 1863](#)
- [*Teratoscincus mesriensis* NAZAROV, RADJABIZADEH, POYARKOV, ANANJEVA, MELNIKOV & RASTEGAR-POUYANI, 2017](#)
- [*Teratoscincus microlepis* NIKOLSKY, 1900](#)
- [*Teratoscincus przewalskii* STRAUCH, 1887](#)
- [*Teratoscincus roborowskii* BEDRIAGA, 1906](#)
- [*Teratoscincus rustamowi* \(SZCZERBAK, 1979\)](#)
- [*Teratoscincus scincus* \(SCHLEGEL, 1858\)](#)
- [*Teratoscincus sistanense* AKBARPOUR, SHAFIEI, SEHHATISABET & DAMADI, 2017](#)

Advanced search

Please use the following text boxes to conduct your search. To see a complete list of every species in the Reptile Database, leave the text boxes blank and click on 'Search'. To perform an exact match against the parameters you enter, check the boxes beside the fields. More details in [search tips](#)

Advanced search	Search category	Search input	Exact match
	Higher taxa (e.g. Crocodylia, Sauria, Viperidae, lizard, snake):	Sphaerodactylidae	<input type="checkbox"/>
	Genus (e.g. Chamaeleo, Oligodon):	<input type="text"/>	<input type="checkbox"/>
	Species epithet (e.g. elegans, ornatus):	<input type="text"/>	<input type="checkbox"/>
	Subspecies (e.g. Ablepharus bivittatus lindbergi):	<input type="text"/>	<input type="checkbox"/>
	Author (e.g. Boulenger, Linnaeus):	<input type="text"/>	<input type="checkbox"/>
	Year (e.g. 2006):	<input type="text"/>	<input type="checkbox"/>
	Common name or synonym (e.g. Abronia, Amphibolurus):	<input type="text"/>	<input type="checkbox"/>
	Distribution (e.g. Madagascar, Florida):	<input type="text"/>	<input type="checkbox"/>
	Types (e.g. USNM 6769):	<input type="text"/>	<input type="checkbox"/>
	Reference (author or title keyword):	<input type="text"/>	<input type="checkbox"/>
		<input type="button" value="Search"/>	

This database is maintained by Peter Uetz (database content) and Jakob Hallermann, Zoological Museum Hamburg (new species and updates).

Web pages and scripting Jiri Hosek



Gonatodes daudini POWELL & HENDERSON, 2005

[iNaturalist logo](#)



[Add your own observation of *Gonatodes daudini* »](#)

We have no photos, try to find some by Google images search: [Google](#)

Higher Taxa Sphaerodactylidae, Gekkota, Sauria, Squamata (lizards: geckos)

Subspecies

Common Names E: Union Island Clawed Gecko

Synonym *Gonatodes daudini* POWELL & HENDERSON 2005
Caribbean: Union Island, St. Vincent, and the Grenadines

Distribution Type locality: Water Rock Reserve on the northern slope of Mt. Taboi above Chatham Bay (elevation ~120 m), Union Island (12°35'N, 61°25'W), St. Vincent and the Grenadines.

Reproduction oviparous

Types Holotype: KU 275717, University of Kansas Natural History Museum (original number: Milwaukee Public Museum Field Herpetology, MPM-FH 2307; male; collected by Mark de Silva and Matthew Harvey.

Diagnosis.—A very small *Gonatodes* with a pointed snout, a bright red-orange iris, and 39-44 scales around midbody (>70 in all congeners). Scales along mid-ventral line between anterior margin of the forelimbs and vent 34-38. Proximal subdigital lamellae as wide as digits, in total 18-22 under fourth toe. Two lateral rows of scales on distal portions of fingers and toes. Tail ventrally with two enlarged single midventral scales, each in contact with one latero-distal scale per side, followed by a divided mid-ventral in contact with two latero-distal scales per side. Males with three conspicuous pairs of dorsolateral white spots surrounded concentrically first by black and then by red. No other species of *Gonatodes* has comparably large body scales, small SVL, bright red-orange iris, or a body pattern consisting of three prominent dorsolateral pairs of ocelli [from POWELL & HENDERSON 2005].

Habitat: remnant dry forest; the species appears to be terrestrial while most species of *Gonatodes* are arboreal, with larger forms frequently found closer to the base of trees.

Comment Behavior: mainly diurnal

Abundance: only known from (Meiri et al. 2017).

Etymology Named after Jacques Daudin (b. 1925), a naturalist, author, and conservationist who has lived on the island of Union, the Grenadines, for some 30 years and has over 30 adopted children.

References

- Bentz, Ehren J.; Mel José Rivera Rodríguez, Rebecca R. John, Robert W. Henderson, and Robert Powell 2011. Population Densities, Activity, Microhabitats, and Thermal Biology of a Unique Crevice- and Litter-dwelling Assemblage of Reptiles on Union Island, St. Vincent and the Grenadines. *Herp. Cons. Biol.* 6 (1): 40-50 - [get paper here](#)
- Beolens, Bo; Michael Watkins, and Michael Grayson 2011. The Eponym Dictionary of Reptiles. Johns

Hopkins University Press, Baltimore, USA - [get paper here](#)

- Daudin, Jacques; de Silva, Mark. 2007. An annotated checklist of the amphibians and terrestrial reptiles of the Grenadines with notes on their local natural history and conservation. Applied Herpetology 4 (2):163-175 - [get paper here](#)
- Hluschi, D. 2009. Gonatodes - die unbekanntenen Juwelen der Neotropis. Reptilia (Münster) 14 (78): 16-23 - [get paper here](#)
- John, Rebecca R., Mel Jose Rivera Rodriguez, Ehren J. Bentz, Robert W. Henderson and Robert Powell. 2012. Gonatodes daudini. Catalogue of American Amphibians and Reptiles (895): 1-2 - [get paper here](#)
- Meiri, Shai; Aaron M. Bauer, Allen Allison, Fernando Castro-Herrera, Laurent Chirio, Guarino Colli, Indraneil Das, Tiffany M. Doan, Frank Glaw, Lee L. Grismer, Marinus Hoogmoed, Fred Kraus, Matthew LeBreton, Danny Meirte, Zoltán T. Nagy, Cristiano d 2017. Extinct, obscure or imaginary: the lizard species with the smallest ranges. Diversity and Distributions - [get paper here](#)
- Powell, Robert, and Robert W. Henderson 2005. A new species of Gonatodes (Squamata: Gekkonidae) from the West Indies. Carib. J. Sci. 41 (4): 709-715
- Rivas, Gilson A.; Gabriel N. Ugueto, Walter E. Schargel, Tito R. Barros, Pablo Velozo, and Luz Esther Sánchez 2013. A Distinctive New Species of Gonatodes (Squamata: Sphaerodactylidae) from Isla La Blanquilla, Venezuela, with Remarks on the Distribution of Some Other Caribbean Sphaerodactylid Lizards. South American J. Herp. 8 (1): 5-18.
- Rivera Rodríguez, M. J., E. J. Bentz, R. R. John & R. Powell 2011. Intraspecific and intergeneric behavioural interactions of Sphaerodactylus kirbyi and Gonatodes daudini (Squamata: Sphaerodactylidae) on Union Island, St. Vincent and Grenadines. Salamandra 47 (1): 9-16 - [get paper here](#)

- [IUCN Red List - Gonatodes daudini - Critically Endangered, CR](#)
- [National Center for Biotechnology Information](#)
- [Google images](#)

External links

Is it interesting? Share with others:

Tweet

As link to this species use URL address:

<http://reptile-database.reptarium.cz/species?genus=Gonatodes&species=daudini>

without field 'search_param'. Field 'search_param' is used for browsing search result.

[Please submit feedback about this entry to the curator](#)

This database is maintained by Peter Uetz (database content) and Jakob Hallermann, Zoological Museum Hamburg (new species and updates).

Web pages and scripting Jiri Hosek



Search results

Search Parameters

- Higher taxa: Viperinae

Search results

Species found: 105

- [Atheris acuminata](#) BROADLEY, 1998
- [Atheris anisolepis](#) MOCQUARD, 1887
- [Atheris barbouri](#) LOVERIDGE, 1930
- [Atheris broadleyi](#) LAWSON, 1999
- [Atheris ceratophora](#) WERNER, 1896
- [Atheris chlorechis](#) (PEL, 1852)
- [Atheris desaixi](#) ASHE, 1968
- [Atheris hirsuta](#) ERNST & RÖDEL, 2002
- [Atheris hispida](#) LAURENT, 1955
- [Atheris katangensis](#) DE WITTE, 1953
- [Atheris mabuensis](#) BRANCH & BAYLISS, 2009
- [Atheris matildae](#) MENEGON, DAVENPORT & HOWELL, 2011
- [Atheris mongoensis](#) COLLET & TRAPE, 2020
- [Atheris nitschei](#) TORNIER, 1902
- [Atheris rungweensis](#) BOGERT, 1940
- [Atheris squamigera](#) HALLOWELL, 1854
- [Atheris subocularis](#) FISCHER, 1888
- [Bitis albanica](#) HEWITT, 1937
- [Bitis arietans](#) MERREM, 1820
- [Bitis armata](#) (SMITH, 1826)
- [Bitis atropos](#) (LINNAEUS, 1758)
- [Bitis caudalis](#) (SMITH, 1839)
- [Bitis cornuta](#) (DAUDIN, 1803)
- [Bitis gabonica](#) DUMÉRIL, BIBRON & DUMÉRIL, 1854
- [Bitis harena](#) GOWER, WADE, SPAWLS, BÖHME, BUECHLEY, SYKES & COLSTON, 2016
- [Bitis heraldica](#) (BOCAGE, 1889)
- [Bitis inornata](#) (SMITH, 1838)
- [Bitis nasicornis](#) (SHAW & NODDER, 1792)
- [Bitis parviocula](#) BÖHME, 1976
- [Bitis peringueyi](#) (BOULENGER, 1888)
- [Bitis rhinoceros](#) (SCHLEGEL, 1855)
- [Bitis rubida](#) BRANCH, 1997
- [Bitis schneideri](#) (BOETTGER, 1886)
- [Bitis worthingtoni](#) PARKER, 1932
- [Bitis xeropaga](#) HAACKE, 1975
- [Causus bilineatus](#) BOULENGER, 1905
- [Causus defilippii](#) (JAN, 1863)
- [Causus lichtensteini](#) (JAN, 1859)
- [Causus maculatus](#) (HALLOWELL, 1842)
- [Causus rasmusseni](#) BROADLEY, 2014
- [Causus resimus](#) (PETERS, 1862)
- [Causus rhombeatus](#) (LICHTENSTEIN, 1823)
- [Cerastes boehmei](#) WAGNER & WILMS, 2010

- [Cerastes cerastes LINNAEUS, 1758](#)
- [Cerastes gasperettii LEVITON & ANDERSON, 1967](#)
- [Cerastes vipera \(LINNAEUS, 1758\)](#)
- [Daboia mauritanica GRAY, 1849](#)
- [Daboia palaestinae \(WERNER, 1938\)](#)
- [Daboia russelii \(SHAW & NODDER, 1797\)](#)
- [Daboia siamensis \(SMITH, 1917\)](#)
- [Echis borkini CHERLIN, 1990](#)
- [Echis carinatus \(SCHNEIDER, 1801\)](#)
- [Echis coloratus GÜNTHER, 1878](#)
- [Echis hughesi CHERLIN, 1990](#)
- [Echis jogeri CHERLIN, 1990](#)
- [Echis khosatzkii CHERLIN, 1990](#)
- [Echis leucogaster ROMAN, 1972](#)
- [Echis megalcephalus CHERLIN, 1990](#)
- [Echis ocellatus STEMMLER, 1970](#)
- [Echis omanensis BABOCSAY, 2004](#)
- [Echis pyramidum \(GEOFFROY SAINT-HILAIRE, 1827\)](#)
- [Echis romani TRAPE, 2018](#)
- [Eristicophis macmahoni ALCOCK & FINN, 1897](#)
- [Macrovipera lebetinus \(LINNAEUS, 1758\)](#)
- [Macrovipera razii ORAIE, RASTEGAR-POUYANI, KHOSROVANI, MORADI, AKBARI, SEHHATISABET, SHAFIEI, STÜMPEL & JOGER, 2018](#)
- [Macrovipera schweizeri \(WERNER, 1935\)](#)
- [Montatheris hindii \(BOULENGER, 1910\)](#)
- [Montivipera albizona \(NILSON, ANDREN & FLÄRDH, 1990\)](#)
- [Montivipera bornmuelleri \(WERNER, 1898\)](#)
- [Montivipera bulgardaghica \(NILSON & ANDREN, 1985\)](#)
- [Montivipera kuhrangica RAJABIZADEH, NILSON & KAMI, 2011](#)
- [Montivipera latifii \(MERTENS, DAREVSKY & KLEMMER, 1967\)](#)
- [Montivipera raddei \(BOETTGER, 1890\)](#)
- [Montivipera wagneri \(NILSON & ANDRÉN, 1984\)](#)
- [Montivipera xanthina \(GRAY, 1849\)](#)
- [Proatheris superciliaris \(PETERS, 1855\)](#)
- [Pseudocerastes fieldi SCHMIDT, 1930](#)
- [Pseudocerastes persicus \(DUMÉRIL, BIBRON & DUMÉRIL, 1854\)](#)
- [Pseudocerastes urarachnoides BOSTANCHI, ANDERSON, KAMI & PAPENFUSS, 2006](#)
- [Vipera altaica TUNIYEV, NILSON & ANDRÉN, 2010](#)
- [Vipera ammodytes \(LINNAEUS, 1758\)](#)
- [Vipera anatolica EISELT & BARAN, 1970](#)
- [Vipera aspis \(LINNAEUS, 1758\)](#)
- [Vipera barani BÖHME & JOGER, 1983](#)
- [Vipera berus \(LINNAEUS, 1758\)](#)
- [Vipera darevskii VEDMEDERJA, ORLOV & TUNIYEV, 1986](#)
- [Vipera dinniki NIKOLSKY, 1913](#)
- [Vipera eriwanensis \(REUSS, 1933\)](#)
- [Vipera graeca \(NILSON & ANDRÉN, 1988\)](#)
- [Vipera kaznakovi NIKOLSKY, 1909](#)
- [Vipera latastei BOSCA, 1878](#)
- [Vipera lotievi NILSON, TUNIYEV, ORLOV, HOGGREN & ANDREN, 1995](#)
- [Vipera magnifica TUNIYEV & OSTROVSKIKH, 2001](#)
- [Vipera monticola SAINT GIRONS, 1953](#)
- [Vipera nikolskii VEDMEDERYA, GRUBANT & RUDAJEWA, 1986](#)
- [Vipera olguni \(TUNIYEV, AVCI, TUNIYEV, AGASIAN & AGASIAN, 2012\)](#)
- [Vipera orlovi TUNIYEV & OSTROVSKIKH, 2001](#)
- [Vipera pontica BILLING, NILSON & SATTLER, 1990](#)
- [Vipera renardi \(CHRISTOPH, 1861\)](#)
- [Vipera sakoi TUNIYEV, AVCI, TUNIYEV, ILGAZ, OLGUN, PETROVA, BODROV, GENIEZ & TEYNIÉ, 2018](#)
- [Vipera seoanei LATASTE, 1879](#)
- [Vipera shemakhensis \(TUNIYEV, ORLOV, TUNIYEV & KIDOV, 2013\)](#)
- [Vipera transcaucasiana BOULENGER, 1913](#)
- [Vipera ursinii \(BONAPARTE, 1835\)](#)
- [Vipera walser GHIELMI, MENEGON, MARSDEN, LADDAGA & URSENBACHER, 2016](#)

Advanced search

Please use the following text boxes to conduct your search. To see a complete list of every species in the Reptile Database, leave the text boxes blank and click on 'Search'. To perform an exact match against the parameters you enter, check the boxes beside the fields. More details in [search tips](#)

Advanced search	Search category	Search input	Exact match
	Higher taxa (e.g. Crocodylia, Sauria, Viperidae, lizard, snake):	Viperinae	<input type="checkbox"/>
	Genus (e.g. Chamaeleo, Oligodon):		<input type="checkbox"/>
	Species epithet (e.g. elegans, ornatus):		<input type="checkbox"/>
	Subspecies (e.g. Ablepharus bivittatus lindbergi):		<input type="checkbox"/>
	Author (e.g. Boulenger, Linnaeus):		<input type="checkbox"/>
	Year (e.g. 2006):		<input type="checkbox"/>
	Common name or synonym (e.g. Abronia, Amphibolurus):		<input type="checkbox"/>
	Distribution (e.g. Madagascar, Florida):		<input type="checkbox"/>
	Types (e.g. USNM 6769):		<input type="checkbox"/>
	Reference (author or title keyword):		<input type="checkbox"/>
		<input type="button" value="Search"/>	

This database is maintained by Peter Uetz (database content) and Jakob Hallermann, Zoological Museum Hamburg (new species and updates).

Web pages and scripting Jiri Hosek




Pseudocerastes fieldi SCHMIDT, 1930



[iNaturalist logo](#)

Can you confirm these amateur observations of *Pseudocerastes fieldi*?



[Add your own observation of *Pseudocerastes fieldi*](#) »

Find more photos by Google images search: [Google](#)

Higher Taxa Viperidae, Viperinae, Colubroidea, Alethinophidia, Serpentes, Squamata (snakes)

Subspecies

Common Names

E: Field's Horned Viper

Pseudocerastes fieldi SCHMIDT 1930: 227

Vipera persica fieldi MARX & RABB 1965

Pseudocerastes persicus fieldi ARNOLD & GALLAGHER 1977

Pseudocerastes persicus fieldi — HARDING & WELCH 1980

Pseudocerastes persicus fieldi — WELCH 1994: 103

Pseudocerastes persicus fieldi — LEHMANN 1982

Daboia persica fieldi — OBST 1983: 233

Pseudocerastes persicus fieldi — SINDACO et al. 2006

Pseudocerastes fieldi — WALLACH et al. 2014: 600

Pseudocerastes fieldi — MEIRI et al. 2019

Synonym

Distribution	Israel, Egypt, Sinai, Jordan, SW Iraq, SW Iran, Saudi Arabia, Syria
Reproduction	Type locality: Ayn Bair, Jordan. "Transjordanian, Bair Wells" according to MARX 1958.
Types	oviparous
Diagnosis	Holotype: FMNH 11061
	Venomous!
	Distribution: A record from Lebanon (Harding and Welch 1980) must be disregarded.
Comment	Considered as subspecies of <i>P. persicus</i> by Leviton et al. and other authors (Golay et al. 1993 etc.). Probably the main external morphological difference between <i>P. persicus</i> and <i>P. fieldi</i> is that the scale rows of <i>P. persicus</i> are all strongly keeled, whereas in <i>P. fieldi</i> several lateral rows are nearly smooth and the outer rows are entirely without keels. <i>Pseudocerastes fieldi</i> also has a significantly shorter tail (after BOSTANCHI et al. 2006).
Etymology	named after Henry Field who collected the type on May 9, 1928.
References	<ul style="list-style-type: none"> • Al-Quran, S. 2009. The Herpetofauna of the Southern Jordan. American-Eurasian J. Agric. & Environ. Sci., 6 (4): 385-391 [this journal has a dubious record, see http://goo.gl/81SBPv] • Bar, Aviad and Guy Haimovitch 2012. A Field Guide to Reptiles and Amphibians of Israel. Pazbar LTD, 246 pp. - get paper here • Beolens, Bo; Michael Watkins, and Michael Grayson 2011. The Eponym Dictionary of Reptiles. Johns Hopkins University Press, Baltimore, USA - get paper here • Bostanchi, Hamid; Anderson, Steven C.; Kami, Haji Gholi; Papenfuss, Theodore J. 2006. A new species of <i>Pseudocerastes</i> with elaborate tail ornamentation from Western Iran (Squamata: Viperidae). Proc. Cal. Acad. Sci. 57 (14):443-450. - get paper here • Corkill, N. L. and Cochrane, J. A. 1966. The snakes of the Arabian Peninsula and Socotra. J. Bombay nat. Hist. Soc. 62 (3): 475-506 (1965) - get paper here • Egan, D. 2007. Snakes of Arabia. Motivate Publishing, Dubai, 208 pp. • Fathinia B, Rastegar-Pouyani N, Rastegar-Pouyani E. 2018. Molecular phylogeny and historical biogeography of genera <i>Eristicophis</i> and <i>Pseudocerastes</i> (Ophidia, Viperidae). Zool Scr. 47: 673–685 - get paper here • Fathinia, Behzad and Nasrullah Rastegar-Pouyani 2010. On the Species of <i>Pseudocerastes</i> (Ophidia: Viperidae) in Iran. Russ. J. Herpetol. 17 (4): 275-279 - get paper here • GHOLAMIFARD, Ali; Hamid Reza ESMAEILI 2010. First record and range extension of Field's horned viper, <i>Pseudocerastes fieldi</i> Schmidt, 1930 (Squamata: Viperidae), from Fars province, southern Iran. Turkish Journal of Zoology 34: 551-552 - get paper here • Jestrzemski, D. 2019. Reptilien in Israel - unterwegs in der Negev-Wüste. Elaphe 2019 (3): 40-49 • Latifi, M. 2000. The Snakes of Iran. 3rd Persian ed. (In Farsi). Tehran, Iran. 478 pp • Lehmann, M. 1982. <i>Pseudocerastes persicus fieldi</i> (SCHMIDT) im Terrarium. Herpetofauna 4 (21): 20-22 - get paper here • Leviton, A.E.; Anderson, S.C.; Adler, K.; Minton, S.A. 1992. Handbook to Middle East Amphibians and Reptiles. SSAR, Oxford, Ohio (Contr. to Herpetol. No. 8), 1-252 • Marx, H. & G.B. RABB 1965. Relationships and zoogeography of the viperine snakes (Family Viperidae). Fieldiana: Zoology 44 (21): 161-206 - get paper here • Marx, H. 1958. Catalogue of type specimens of reptiles and amphibians in Chicago Natural History Museum. Fieldiana Zool. 36: 407-496 - get paper here • Meiri, Shai; Amos Belmaker, Daniel Berkowic, Kesem Kazes, Erez Maza, Guy Bar-Oz and Roi Dor 2019. A checklist of Israeli land vertebrates. Israel Journal of Ecology and Evolution - get paper here • Modrý, P., Rifai, L., Abu Baker, M. & Amr, Z. 2004. Amphibians and reptiles of the Hashemite Kingdom of Jordan. Denisia 14 (Neue Serie 2): 407-420 - get paper here • Moravec, J.; Modry, D. 1994. On the occurrence of <i>Cyrtodactylus heterocercus mardinensis</i> and <i>Pseudocerastes persicus fieldi</i> in Syria. Zoology in the Middle East 10: 53-56 - get paper here • Obst, F.J. 1983. Zur Kenntnis der Schlangengattung <i>Vipera</i>. Zool. Abh. staatl. Mus. Tierkunde Dresden 38: 229-235 • Phelps, T. 2010. Old World Vipers. Edition Chimaira, Frankfurt, 558 pp. [critical review in Sauria 33 (3): 19 and HR 43: 503] • RASTEGAR-POUYANI, NASRULLAH; HAJI GHOLI KAMI, MEHDI RAJABZADEH, SOHEILA SHAFIEI AND STEVEN CLEMENT ANDERSON 2008. Annotated Checklist of Amphibians and Reptiles of Iran. Iranian Journal of Animal Biosystematics 4 (1): 7-30 • Rhadi, Fadhel Aabbas; Rihab Ghaleb Mohammed, Nasrullah Rastegar-Pouyani, Eskandar Rastegar-

- Pouyani, Seyyed Saeed Hosseinian Yousefkhani 2017. On the Snake Fauna of Central and Southern Iraq and Some Zoogeographic Remarks. Russ. J. Herpetol. 24 (4): 251-266 - [get paper here](#)
- Schmidt, K.P. 1930. Reptiles of Marshall Field North Arabian Desert Expedition, 1927-1928. Field Mus. Nat. Hist. Zool. xvii: 221-230 - [get paper here](#)
 - Schmidt, K.P. 1939. Reptiles and amphibians from Southwestern Asia. Publ. Field Mus. nat. Hist., zool. Ser., 24: 49-92 - [get paper here](#)
 - Sindaco, R.; Serra, G. & Menegon, M. 2006. New data on the Syrian herpetofauna with a newly-recorded species of snake. Zoology of the Middle-East 37: 29-38 - [get paper here](#)
 - Sindaco, Roberto; Riccardo Nincheri, Benedetto Lanza 2014. Catalogue of Arabian reptiles in the collections of the "La Specola" Museum, Florence. Scripta Herpetologica. Studies on Amphibians and Reptiles in honour of Benedetto Lanza: pp. 137-164 - [get paper here](#)
 - Wallach, Van; Kenneth L. Williams, Jeff Boundy 2014. Snakes of the World: A Catalogue of Living and Extinct Species. [type catalogue] Taylor and Francis, CRC Press, 1237 pp.
 - Weima, André 2013. Giftschlangen verantwortungsvoll pflegen. Terraria-Elaphe 2013 (6): 18-23 - [get paper here](#)

External links

- [IUCN Red List - Pseudocerastes fieldi - Least Concern, LC](#)
- [National Center for Biotechnology Information](#)
- <http://www.plumed-serpent.com/dscour.html>
- <http://www.geocities.com/TheTropics/Cabana/4812/bildergalerie.html>
- [Google images](#)

Is it interesting? Share with others:

Tweet

As link to this species use URL address:

<http://reptile-database.reptarium.cz/species?genus=Pseudocerastes&species=fieldi>

without field 'search_param'. Field 'search_param' is used for browsing search result.

[Please submit feedback about this entry to the curator](#)

This database is maintained by Peter Uetz (database content) and Jakob Hallermann, Zoological Museum Hamburg (new species and updates).

Web pages and scripting Jiri Hosek




Pseudocerastes persicus (DUMÉRIL, BIBRON & DUMÉRIL, 1854)



[iNaturalist logo](#)

Can you confirm these amateur observations of *Pseudocerastes persicus*?



[Add your own observation of *Pseudocerastes persicus* »](#)

Find more photos by Google images search: [Google](#)

Higher Taxa Viperidae, Viperinae, Colubroidea, Alethinophidia, Serpentes, Squamata (snakes)

Subspecies

Common E: Persian Horned Viper

Names G: Persische Trughornviper

Cerastes persicus DUMÉRIL, BIBRON & DUMÉRIL 1854: 1443

Pseudocerastes persicus BOULENGER 1896

Pseudocerastes bicornis WALL 1913 (fide JOGER 1984)

Pseudocerastes persicus — SMITH 1943: 490

Synonym *Vipera persica persica* MARX & RABB 1965

Pseudocerastes persicus persicus ARNOLD & GALLAGHER 1977

Daboia persica persica OBST 1983

Pseudocerastes persicus persicus — WELCH 1994: 103

Pseudocerastes persicus — MCDIARMID, CAMPBELL & TOURÉ 1999: 388
Pseudocerastes bicornis — KHAN 2004
Pseudocerastes persicus — FATHINIA & RASTEGAR-POUYANI 2010
Pseudocerastes persicus — WALLACH et al. 2014: 600
Iraq, Kuwait, Saudi Arabia, Iran (incl. Kavir desert), Afghanistan, Pakistan, N Oman, United Arab Emirates (UAE), Jordan, SE Turkey, NW Azerbaijan, Syria

Distribution

Type locality: Persia

Reproduction oviparous

Types Holotype: MNHN-RA 4027, according to Golay et al. 1993: 277
DEFINITION (of genus): Head distinct from neck, covered with small scales; pupil of eye vertical; nostril directed outwards and upwards, in large undivided nasal shield (pierced between two small scales, a larger crescentic anterior and a smaller scale-like posterior [Gasperetti 1988: 350]) (nasal aperture in a large circular or crescentic shield, the upper part of the aperture leading into the supranasal sac [Smith 1943:490, fig. 155A]); supralabials with serrated lower margin and with inner groove to receive lower lip (The structure of the lips, to provide complete closure of the mouth, and the valvular prominence within the nasal aperture, are typical desert modifications against the ingress of blown sand. They are found also in Eristocophis [Smith 1943:490]); body scales in 21–25 longitudinal rows, none obliquely disposed; keels on body scales do not reach posterior edge of scale but end in swollen knob before outer edge, keels not serrated; ventrals rounded, without lateral keels; tail short, subcaudals paired (Leviton et al. 1992:114–115). [from BOSTANCHI et al. 2006].

Diagnosis DESCRIPTION (of species; From Smith 1943:490–492, fig. 155): Head depressed, snout short and broadly rounded; diameter of the eye less than its distance from the mouth; nostril very large, pierced in a large circular or crescentic nasal, bounded above by a supranasal which may be broken up; two scales between the nasal and the rostral; scales on top of the head small, imbricate, smooth on the snout, keeled behind in the young, tuberculate and more strongly keeled in the adult; an erect horn-like scale above the eye surrounded by small scales; 9–12 scales on a line between the horns; 16–20 scales round the eye; 3–4 scales on a line between the eye and the nasal; temporal scales small, keeled; 13–14 supralabials, 4 series of scales between them and the eye, 1st pair of infralabials larger than the others; a pair of large anterior genials, the scales posterior to them being much smaller. Scales in 23 or 25:23 or 25: 19 rows, striated and strongly keeled, the outermost scales strongly overlapping the ventral scales. V144–158; C 34–49, paired. Hemipenis short, extending to the 8th caudal plate, deeply forked; the distal end is calyculate, the remainder spinose, the largest spines being at the proximal end; sulcus lips also spinose. Snout-vent length 688–690 mm, tail 80–85 mm. Grayish-brown above, with squarish, dark brown, black-edged spots, which alternate with one another on either side of the vertebral line, or are confluent to form cross-bars; sides of the body with rounded, less distinct spots; top of the head pale grey, upper lip and side of the head darker, the two colors meeting in a sharply defined line which extends from the eye to the angle of the mouth; whitish beneath, spotted with brown. In the adult the markings are much less distinct and may be almost entirely absent. In large adults, tip of tail often dark. An adult from Kacha, Baluchistan, is heavily marked and mottled with black and cream. Total length: 890 mm; tail 110 mm.
Venomous!

Type species: *Cerastes persicus* is the type species of the genus *Pseudocerastes*.

Comment Distribution: not in India fide I. Das (pers. comm., 22 Dec 2011). Reports from Israel are now considered as *P. fieldi*. Occurrence in Turkey likely but not proven (NILSON et al. 1988).

Etymology Phylogenetics: for a recent phylogeny of this and related Viperinae see Šmíd & Tolley 2019.
Named after its distribution in Persia (now: Iran).

References

- Bok, Bobby; Matthieu Berroneau, Masoud Yousefi, Joachim Nerz, Frank Deschandol, Maud Berroneau, Laura Tiemann 2017. Sympatry of *Pseudocerastes persicus* and *P. urarachnoides* in the western Zagros Mountains, Iran. *Herpetology Notes* 10: 323-325 - [get paper here](#)
- Bostanchi, Hamid; Anderson, Steven C.; Kami, Hagi Gholi; Papenfuss, Theodore J. 2006. A new species of *Pseudocerastes* with elaborate tail ornamentation from Western Iran (Squamata: Viperidae). *Proc. Cal. Acad. Sci.* 57 (14):443-450. - [get paper here](#)
- Boulenger, G.A. 1896. Catalogue of the snakes in the British Museum, Vol. 3. London (Taylor & Francis), xiv + 727 pp. - [get paper here](#)
- Burriel-Carranza B, Pedro Tarroso, Johannes Els, Andrew Gardner, Pritpal Soorae, Ahmed Ali Mohammed, Sai Ravi Krishna Tubati, Mohamed Mustafa Eltayeb, Junid Nazeer Shah, Héctor Tejero-Cicuéndez, Marc Simó-Riudalbas, Juan Manuel Pleguezuelos, Daniel F 2019. An integrative assessment of the diversity, phylogeny, distribution, and conservation of the terrestrial reptiles (Sauropsida, Squamata) of the United Arab Emirates. *PLoS ONE* 14(5): e0216273 - [get paper here](#)

- Carranza S, Xipell M, Tarroso P, Gardner A, Arnold EN, Robinson MD, et al. 2018. Diversity, distribution and conservation of the terrestrial reptiles of Oman (Sauropsida, Squamata). PLoS One 13 (2): e0190389 - [get paper here](#)
- Corkill, N. L. and Cochrane, J. A. 1966. The snakes of the Arabian Peninsula and Socotra. J. Bombay nat. Hist. Soc. 62 (3): 475-506 (1965) - [get paper here](#)
- Cox, N.A., Mallon, D., Bowles, P., Els, J. and Tognelli, M.F. (compilers). 2012. the Conservation Status and Distribution of Reptiles of the Arabian Peninsula. Cambridge, UK and Gland, Switzerland: IUCN, and Sharjah, UAE: Environment and Protected Areas Authority; ISBN 978-2-8317-1560-5 - [get paper here](#)
- Cunningham, Peter L. 2002. Review of the False Horned Viper (Dumeril, Bibron & Dumeril, 1854) from the UAE and northern Oman, including a first record for Jebel Hafit. Tribulus: Journal of the Emirates Natural History Group 12(1): 26-27 - [get paper here](#)
- Disi, A.M.; Modry, D.; Necas, P. & Rifai, L. 2001. Amphibians and reptiles of the Hashemite Kingdom of Jordan. Edition Chimaira, Frankfurt, 408 pp.
- Duméril, A. M. C., Bibron, G. & DUMÉRIL, A. H. A., 1854. Erpétologie générale ou histoire naturelle complète des reptiles. Tome septième. Deuxième partie, comprenant l'histoire des serpents venimeux. Paris, Librairie Encyclopédique de Roret: i-xii + 781-1536 - [get paper here](#)
- Dunaev E.A., Orlova V.F. 2003. Diversity of snakes (on the materials of the exposition of the Zoological Museum of the Moscow State University). Moscow: Moscow State University Press, 376 pp
- Egan, D. 2007. Snakes of Arabia. Motivate Publishing, Dubai, 208 pp.
- Fathinia B, Rastegar-Pouyani N, Rastegar-Pouyani E. 2018. Molecular phylogeny and historical biogeography of genera Eristicophis and Pseudocerastes (Ophidia, Viperidae). Zool Scr. 47: 673–685 - [get paper here](#)
- Fathinia, Behzad and Nasrullah Rastegar-Pouyani 2010. On the Species of Pseudocerastes (Ophidia: Viperidae) in Iran. Russ. J. Herpetol. 17 (4): 275-279 - [get paper here](#)
- Fathnia, B.; N. Rastegar Pouyani; H. Darvishnia; M. Rajabzadeh 2010. The snake fauna of Ilam Province, southwestern Iran. Iranian Journal of Animal Biosystematics 6 (1) - [get paper here](#)
- Gasperetti, J. 1988. Snakes of Arabia. Fauna of Saudi Arabia 9: 169-450
- Golay, P., H.M. SMITH, D.G. BROADLEY, J. R. DIXON, C., MCCARTHY, J. C. RAGE, B. SCHÀTTI & M.TORIBA 1993. Endoglyphs and other major venomous snakes of the world. A checklist. [type catalogue] Aire-Genève, Azemiops S. A. Herpetological Data Center: i-xv + 1-478.
- Grossmann, W., T. Kowalski, B. M. ZWANZIG & H.-J. ZILGER 2012. Ergänzende herpetologische Beobachtungen auf dem Saiq-Plateau und im Jebel al-Akhdar, Sultanat Oman. Sauria 34 (4): 3-18 - [get paper here](#)
- Gruber, U. 2009. Die Schlangen Europas, 2. Aufl. Kosmos Naturführer, 266 pp.
- Haas, Georg 1957. Some amphibians and reptiles from Arabia. Proc. Cal. Acad. Sci. 29 (3): 47-86 - [get paper here](#)
- Herrmann, H. W.; Joger, U.; Lenk, P. & Wink, M. 1999. Morphological and molecular phylogenies of viperines: conflicting evidence?. Kaupia (Darmstadt) (8): 21-30 - [get paper here](#)
- Joger, U. 1984. The venomous snakes of the Near and Middle East. Beihefte zum Tübinger Atlas des Vorderen Orients, A 12. Dr. Ludwig Reichert Verlag, Wiesbaden.
- Jongbloed, M. 2000. Field Guide to the reptiles and amphibians of the UAE - Wild about reptiles. Barkers Trident Communications, 116 pp.
- Khan, M.S. 1983. Venomous terrestrial snakes of Pakistan. The Snake 15 (2): 101-105.
- Latifi, M. 2000. The Snakes of Iran. 3rd Persian ed. (In Farsi). Tehran, Iran. 478 pp
- Lehmann, M. 1982. Pseudocerastes persicus fieldi (SCHMIDT) im Terrarium. Herpetofauna 4 (21): 20-22 - [get paper here](#)
- Lehmann, Michael 1984. Literature: Pseudocerastes persicus fieldi (Schmidt) im Terrarium. Litteratura Serpentiun 4 (2): 84-86 - [get paper here](#)
- Leviton, A.E.; Anderson, S.C.; Adler, K.; Minton, S.A. 1992. Handbook to Middle East Amphibians and Reptiles. SSAR, Oxford, Ohio (Contr. to Herpetol. No. 8), 1-252
- Marx, H. & G.B. RABB 1965. Relationships and zoogeography of the viperine snakes (Family Viperidae). Fieldiana: Zoology 44 (21): 161-206 - [get paper here](#)
- McDiarmid, R.W.; Campbell, J.A. & Touré, T.A. 1999. Snake species of the world. Vol. 1. [type catalogue] Herpetologists' League, 511 pp.
- Nilson, G., Andren, C., & Flårdh, B. 1988. Die Vipern der Türkei. Salamandra 24 (4): 215-247 - [get paper here](#)
- Nilson, G. & Andren, C. 1981. Die Herpetofauna des Kavir-Schutzgebietes, Kavir-Wüste, Iran. Salamandra 17 (3-4): 130-146 - [get paper here](#)
- O'Shea, M. 2018. The Book of Snakes. Ivy Press / Quarto Publishing, London, - [get paper here](#)
- Phelps, T. 2010. Old World Vipers. Edition Chimaira, Frankfurt, 558 pp. [critical review in Sauria 33 (3): 19 and HR 43: 503]
- Pous, Philip de; Marc Simó-Riudalbas, Johannes Els, Sithum Jayasinghe, Felix Amat and Salvador

- Carranza 2016. Phylogeny and biogeography of Arabian populations of the Persian Horned Viper *Pseudocerastes persicus* (Duméril, Bibron & Duméril, 1854). *Zoology in the Middle East* 62 (3): 242, DOI:10.1080/09397140.2016.1202896 - [get paper here](#)
- Rajabizadeh, M. 2017. Snakes of Iran. [in Farsi] Tehran: Iranshenasi, 496 pp. - [get paper here](#)
 - RASTEGAR-POUYANI, NASRULLAH; HAJI GHOLI KAMI, MEHDI RAJABZADEH, SOHEILA SHAFIEI AND STEVEN CLEMENT ANDERSON 2008. Annotated Checklist of Amphibians and Reptiles of Iran. *Iranian Journal of Animal Biosystematics* 4 (1): 7-30
 - Schmidt, K.P. 1930. Reptiles of Marshall Field North Arabian Desert Expedition, 1927-1928. *Field Mus. Nat. Hist. Zool.* xvii: 221-230 - [get paper here](#)
 - Schmidt, K.P. 1939. Reptiles and amphibians from Southwestern Asia. *Publ. Field Mus. nat. Hist., zool. Ser.*, 24: 49-92 - [get paper here](#)
 - Sindaco, R.; Alberto Venchi & Cristina Grieco 2013. The Reptiles of the Western Palearctic, Volume 2: Annotated Checklist and Distributional Atlas of the Snakes of Europe, North Africa, Middle East and Central Asia, with an Update to Volume 1. Edizioni Belvedere, Latina (Italy), 543 pp. - [get paper here](#)
 - Smith, M.A. 1943. The Fauna of British India, Ceylon and Burma, Including the Whole of the Indo-Chinese Sub-Region. *Reptilia and Amphibia*. 3 (Serpentes). Taylor and Francis, London. 583 pp.
 - Stümpel, Nikolaus; Ulrich Joger 2009. Recent advances in phylogeny and taxonomy of Near and Middle Eastern Vipers – an update. *ZooKeys* 31: 179-191 - [get paper here](#)
 - Šmíd, Jiří; & Krystal A. Tolley 2019. Calibrating the tree of vipers under the fossilized birth-death model. *Scientific Reports* 9:5510 - [get paper here](#)
 - THOMAS, OLIVER 2019. Persian horned viper (*Pseudocerastes persicus*): a record at unusually low elevation from the United Arab Emirates. *Herpetological Bulletin* 147: - [get paper here](#)
 - van der Kooij, Jeroen 2001. The herpetofauna of the Sultanate of Oman: Part 4: The terrestrial snakes. *Podarcis* 2 (2): 54-64
 - Venchi, Alberto and Roberto Sindaco 2006. Annotated checklist of the reptiles of the Mediterranean countries, with keys to species identification. Part 2 -Snakes (Reptilia, Serpentes). *Annali del Museo Civico di Storia Naturale "G. Doria"*, Genova, XCVIII: 259-364
 - Wallach, Van; Kenneth L. Williams, Jeff Boundy 2014. *Snakes of the World: A Catalogue of Living and Extinct Species*. [type catalogue] Taylor and Francis, CRC Press, 1237 pp.

External
links

- [IUCN Red List - *Pseudocerastes persicus* - Least Concern, LC](#)
- [National Center for Biotechnology Information](#)
- <http://www.plumed-serpent.com/dscour.html>
- [Google images](#)

Is it interesting? Share with others:

Tweet

As link to this species use URL address:

<http://reptile-database.reptarium.cz/species?genus=Pseudocerastes&species=persicus>

without field 'search_param'. Field 'search_param' is used for browsing search result.

[Please submit feedback about this entry to the curator](#)

This database is maintained by Peter Uetz (database content) and Jakob Hallermann, Zoological Museum Hamburg (new species and updates).

Web pages and scripting Jiri Hosek



Pseudocerastes urarachnoides BOSTANCHI, ANDERSON, KAMI & PAPENFUSS, 2006



[Add your own observation of *Pseudocerastes urarachnoides* »](#)

Find more photos by Google images search: [Google](#)

Higher Taxa Viperidae, Viperinae, Colubroidea, Alethinophidia, Serpentes, Squamata (snakes)

Subspecies

Common E: Iranian spider viper

Names G: Spinnenschwanzviper

Pseudocerastes urarachnoides BOSTANCHI, ANDERSON, KAMI & PAPENFUSS 2006

Synonym *Pseudocerastes urarachnoides* — GOWER et al. 2012: 84

Pseudocerastes urarachnoides — WALLACH et al. 2014: 600

Iran (Ilam and Kermanshah Provinces), ca. 200 m elevation; Iraq

Distribution


Type locality: Iran: Ilam Province: 70 km SW Ilam [probably on road to Amirabad and Mehran]

Reproduction oviparous



[iNaturalist logo](#)

Can you confirm these amateur observations of *Pseudocerastes urarachnoides*?



Types	Holotype: FMNH 170929, female, collected by Daniel R. Womochel and Anthony F. DeBlase, Second Street Expedition to Iran, 27 August 1968. Paratype: ZMGU [male], 1300, Iran: Kermanshah Province: 25 km south of Qasr-e-Shirin on road to Gilan-e Gharb, open level area in agricultural region, ca. 200 meters elevation, collected by Hamid Bostanchi, May 15, 2001 at about 0800 hrs.
Diagnosis	DIAGNOSIS: A Pseudocerastes with a short tail (TL/T= 9.65), few pairs of subcaudals (15 in the known specimens), the distal pairs forming an oval knob-like structure; lateral dorsal caudal scales projected to form elongate "appendages" alongside terminal knob. Several rows of lateral dorsal scales are weakly keeled.
Comment	
Etymology	From the Greek: ura = tail; arachno= spider; ides= similar to.
References	<ul style="list-style-type: none"> • AL-SHEIKHLY, O.F., AL-BARAZENGY, A.N. & AL-HAIDERI, M.L. 2019. Erstnachweis der Iranischen Spinnenschwanzviper Pseudocerastes urarachnoides Bostanchi, Anderson, Kami & Papenfuss, 2006 (Serpentes: Viperidae) im Irak. Sauria 41 (3): 43-46 - get paper here • Bok, Bobby; Matthieu Berroneau, Masoud Yousefi, Joachim Nerz, Frank Deschandol, Maud Berroneau, Laura Tiemann 2017. Sympatry of Pseudocerastes persicus and P. urarachnoides in the western Zagros Mountains, Iran. Herpetology Notes 10: 323-325 - get paper here • Bostanchi, Hamid; Anderson, Steven C.; Kami, Hagi Gholi; Papenfuss, Theodore J. 2006. A new species of Pseudocerastes with elaborate tail ornamentation from Western Iran (Squamata: Viperidae). Proc. Cal. Acad. Sci. 57 (14):443-450. - get paper here • Fathinia B, Rastegar-Pouyani N, Rastegar-Pouyani E. 2018. Molecular phylogeny and historical biogeography of genera Eristicophis and Pseudocerastes (Ophidia, Viperidae). Zool Scr. 47: 673–685 - get paper here • Fathinia, Behzad and Nasrullah Rastegar-Pouyani 2010. On the Species of Pseudocerastes (Ophidia: Viperidae) in Iran. Russ. J. Herpetol. 17 (4): 275-279 - get paper here • Fathinia, Behzad; Nasrullah Rastegar-Pouyani, Eskandar Rastegar-Pouyani, Fatemeh Todehdehghan and Fathollah Amiri 2015. Avian deception using an elaborate caudal lure in Pseudocerastes urarachnoides (Serpentes: Viperidae). Amphibia-Reptilia 36 (3): 223 - 231 - get paper here • Fathinia, Behzad; Nasrullah Rastegar-Pouyani, Eskandar Rastegar-Pouyani, Fatemeh Todehdehghan, Mahmood Mansouri 2017. Annual activity pattern of Pseudocerastes urarachnoides BOSTANCHI, ANDERSON, KAMI & PAPERFUSS, 2006, with notes on its natural history (Squamata: Serpentes: Viperidae). Herpetozoa 29 (3/4): 135 - 142 - get paper here • Fathinia, Behzad; Steven C. Anderson, Nasrullah Rastegar-Pouyani, Hasan Jahani, and Hosien Mohamadi 2009. Notes on the Natural History of Pseudocerastes urarachnoides (Squamata: Viperidae). Russ. J. Herpetol. 16 (2): 134-138 - get paper here • Fathnia, B.; N. Rastegar Pouyani; H. Darvishnia; M. Rajabzadeh 2010. The snake fauna of Ilam Province, southwestern Iran. Iranian Journal of Animal Biosystematics 6 (1) - get paper here • Gholamifard, A 2011. Endemism in the reptile fauna of Iran. Iranian Journal of Animal Biosystematics 7 (1) - get paper here • Gower, D.; Garrett, K. & Stafford, P. 2012. Snakes. Firefly Books, Buffalo, NY,
144 p.. • O'Shea, M. 2018. The Book of Snakes. Ivy Press / Quarto Publishing, London, - get paper here • Phelps, T. 2010. Old World Vipers. Edition Chimaira, Frankfurt, 558 pp. [critical review in Sauria 33 (3): 19 and HR 43: 503] • Rajabzadeh, M. 2017. Snakes of Iran. [in Farsi] Tehran: Iranshenasi, 496 pp. - get paper here • RASTEGAR-POUYANI, NASRULLAH; HAJI GHOLI KAMI, MEHDI RAJABZADEH, SOHEILA SHAFIEI AND STEVEN CLEMENT ANDERSON 2008. Annotated Checklist of Amphibians and Reptiles of Iran. Iranian Journal of Animal Biosystematics 4 (1): 7-30 • Wallach, Van; Kenneth L. Williams , Jeff Boundy 2014. Snakes of the World: A Catalogue of Living and Extinct Species. [type catalogue] Taylor and Francis, CRC Press, 1237 pp.
External links	<ul style="list-style-type: none"> • IUCN Red List - Pseudocerastes urarachnoides - Data Deficient, DD • National Center for Biotechnology Information • http://www.morrisonplanetarium.org/research/scipubs/pdfs/v57/proccas_v57_n14.pdf • https://www.dailymotion.com/video/x2hajou_la-vipere-araignee_animals?start=26 • Google images

Is it interesting? Share with others:

Tweet

As link to this species use URL address:

<http://reptile-database.reptarium.cz/species?genus=Pseudocerastes&species=urarachnoides>

without field 'search_param'. Field 'search_param' is used for browsing search result.

[Please submit feedback about this entry to the curator](#)

This database is maintained by Peter Uetz (database content) and Jakob Hallermann, Zoological Museum Hamburg (new species and updates).

Web pages and scripting Jiri Hosek