



Hugh Freeze
HUGH FREEZE HC



Table of Contents

Table of Contents

Auburn Football	2-13
Jordan-Hare Stadium	2-4
Uniquely Auburn	6-8
The Legend of War Eagle.....	9
Aubie	10
Auburn's Symbol: War Eagle	11
Woltosz Football Performance Center	12-13
2023 Rosters	14-15
Alphabetical Roster/Pronunciation Guide.....	14
Numerical Roster	15
2023 Tigers	16-65
Player Bios.....	16-47
Head Coach Hugh Freeze.....	48-49
Assistant Coaches.....	50-60
Football Support Staff.....	61-64
Auburn Athletic Administration.....	65
2022 Review	66-80
2022 Final Stats.....	66-74
2022 Game Reviews.....	75-80
Records	81-157
Individual Records.....	81-84
Team Records.....	85-87
Career Leaders.....	88-104
Single Season Leaders.....	105-111
Team Single Season Records.....	112
Team Scoring Records.....	113-114
Single Game Records.....	115-117
Freshman Records.....	118-120
Individual Game Highs.....	121-130
Individual Game Highs By Date.....	131-139
Long Plays.....	140-141
Longest Drives (since 1970).....	142
Specialty Touchdowns/Safeties.....	143-144
Overtime History/Records.....	144
Two-Point Conversions.....	145
Quarterback Debuts/Career Records.....	146
Year-By-Year Leaders.....	147-152
Year-By-Year Team Statistics.....	153-156
SEC Statistical Leaders	157
History	158-275
All-Time Results.....	158-174
Yearly Records.....	175
Records vs. All Opponents	176
Record vs. Football Bowl Subdivision.....	177
All-Time Results vs. Opponents	178-184
Games by Date.....	185-196
Night Games at Jordan-Hare Stadium.....	197
Televised Games.....	198-204
Miscellaneous Records.....	205
Auburn Streaks.....	206
Lettermen	207-217
Lettermen by Hometown.....	218-230
Team Captains.....	231
All-Time Coaching Records.....	232
All-Time Assistant Coaches	233
National Award Winners.....	234-242
Auburn All-Americans.....	243-251
Honor Roll	252-259
National FB Foundation HOF	260
College All-Star Games	261-262
Auburn Awards & Spring Awards	263-269
All-Times Teams/Decade Teams.....	270-275
Auburn SEC Championship History	276-280
Auburn SEC Championship Game Recaps.....	276-278
Auburn SEC Championship Game Records.....	279-280

Auburn Bowl History	281-313
Bowl History & Results	281-282
Bowl Records	283-285
Individual Career Bowl Stats.....	286-290
Bowl Recaps	291-313
Auburn in Pro Football	314-327
Auburn Players in the NFL.....	314-316
Auburn in the NFL Draft.....	317-319
NFL Honors.....	320-321
Auburn by NFL Team	321-325
Auburn in Other Pro Leagues.....	326-327
Miscellaneous	328-338
2023 Opponent Directory.....	328
Auburn Superlatives vs. SEC Opponents	329-333
Homecoming History.....	334
Deep South's Oldest Rivalry.....	335
Iron Bowl.....	336
Auburn Athletics Communications.....	337
Auburn Sports Network.....	338

Athletic Communications Contacts

Senior Associate AD	Kirk Sampson
E-Mail.....	kirk@auburn.edu
Cell Phone.....	(334) 750-1385
Assistant AD (primary contact).....	Shelly Poe
E-Mail.....	slp0019@auburn.edu
Cell Phone.....	(334) 707-4910
Assistant Director/Football.....	Kendra Willard
E-Mail.....	kal0014@auburn.edu
Cell Phone.....	(614) 929-8029
Assistant Director/Football, Statistics.....	Wes Todd
E-Mail.....	wlt0006@auburn.edu
Cell Phone.....	(334) 750-5682
Assistant Director/Football.....	George Nunnellely
E-Mail.....	gwn0001@auburn.edu
Cell Phone.....	(502) 609-9982
Assistant Director/Game Program.....	Taylor Shirey
E-Mail.....	trs0010@auburn.edu
Cell Phone.....	(334) 750-0710
Assistant Director/Website.....	Greg Ostendorf
E-Mail.....	gso0003@auburn.edu
Cell Phone.....	(317) 695-0865
Administrative Assistant.....	Kathy Harker
E-Mail.....	harkeka@auburn.edu
Office Phone.....	(334) 844-9800
Football Photographer.....	Austin Perryman
E-Mail.....	atperryman@auburn.edu
Cell Phone.....	(931) 993-1911

2023 Schedule

Sept. 2	UMASS	2:30 p.m.
Sept. 9	at California	9:30 p.m.
Sept. 16	SAMFORD (HC)	6:00 p.m.
Sept. 23	at Texas A&M*	TBA
Sept. 30	GEORGIA*	TBA
Oct. 14	at LSU*	TBA
Oct. 21	OLE MISS*	TBA
Oct. 28	MISSISSIPPI STATE*	TBA
Nov. 4	at Vanderbilt*	TBA
Nov. 11	at Arkansas*	TBA
Nov. 18	NEW MEXICO STATE	TBA
Nov. 25	ALABAMA*	TBA

All times Central
*SEC game

2023 Auburn Quick Facts

General Information

Location	Auburn, Ala.
Founded.....	1856
Enrollment	31,526
President.....	Dr. Christopher Roberts
Athletic Director	John Cohen
Faculty Representative.....	Dr. Duane Brandon
Nickname.....	Tigers
Colors.....	Burnt Orange and Navy Blue
Stadium.....	Jordan-Hare Stadium (87,451)
Playing Surface	Natural Grass
Conference	Southeastern (West Division)
First Year of Football.....	1892
All-Time Overall Record.....	793-464-47

Football Coaching Staff

Head Coach.....	Hugh Freeze
Associate Head Coach/Running Backs.....	Carnell Williams
Defensive Coordinator.....	Ron Roberts
Offensive Coordinator/QB	Philip Montgomery
Tight Ends	Ben Aigamau
Linebackers	Josh Aldridge
Wide Receivers	Marcus Davis
Secondary/Safeties.....	Zac Etheridge
Defensive Line	Jeremy Garrett
Secondary/Cornerbacks	Wesley McGriff
Offensive Line.....	Jake Thornton
Head Strength and Conditioning Coach.....	Dom Studzinski

Football Support Staff

Associate AD/Chief of Staff.....	Matt Bevins
General Manager	John Miller
Director of Football Operations.....	Mikel Riggs
Director of Recruiting Communications & Strategy.....	Ethan Johnson
Director of Player Personnel	A.K. Mogulla
Director of Recruiting Operations.....	Bianca Webb
Director of On-Campus Recruiting Operations.....	Kennedy Harvey
Director of Scouting	Tim Baggett
Director of Football and Recruiting Relations.....	Trovon Reed
Director of Recruit/Alumni Engagement.....	Natasha Sanders
Director of High School/NFL Relations	Brendt Besdole
Director of Player Development.....	Jorrell Bostrom
Director of Football Technology	Matt Hard
Director of Football Creative.....	Alex Keller
Director of Branding and Content Strategy.....	J.J. Wahlquist
Head Football Athletic Trainer	Robbie Stewart
Senior Football Athletic Trainer.....	Kirk Nielson
Team Physician	Dr. Michael Goodlett
Medical Director	Dr. James Andrews
Director of Equipment Operations	Tyler Renard
Team Chaplain	Chette Williams

Football Quick Facts

2022 Record.....	5-7
2022 SEC Record.....	2-6
Final Ranking (AP/USAT).....	not ranked
Lettermen Returning/Lost.....	38/32
Starters Returning.....	16 (5 offense, 8 defense, 3 specialist)
Starters Lost.....	10 (6 offense, 3 defense, 1 specialist)

Auburn University is an equal opportunity educational institution/employer

information updated as of July 7, 2023

Pat Dye Field at Jordan-Hare Stadium

Pat Dye Field at Jordan-Hare Stadium, the nation's 12th-largest on-campus stadium with a capacity of 87,451, is entering its 84rd year as home to the Auburn Tigers.

On football Saturdays in Auburn, Jordan-Hare Stadium becomes Alabama's sixth-largest city. More than 75,000 season tickets have been sold to Auburn home games in each of the last 26 years.

The stadium is named for Ralph "Shug" Jordan, Auburn's all-time winningest football coach, and Clifford Leroy Hare, a member of Auburn's first football team, president of the old Southern Conference and longtime chairman of Auburn's Faculty Athletic Committee.

Legendary coach Pat Dye also had his name forever attached to Jordan-Hare Stadium, as the turf officially became known as Pat Dye Field at Jordan-Hare Stadium prior to the 2005 Iron Bowl. Dye, who served as coach and athletics director at Auburn (1981-92) and was inducted into the College Football Hall of Fame (2005), led Auburn to a 99-39-4 record and four SEC titles in his 12 seasons on the Plains.

What is now Jordan-Hare Stadium was dedicated November 30, 1939, at the Auburn-Florida game. Babe McGehee, who passed away in 2005, scored the first touchdown in what was then called "Auburn Stadium," by catching a pass from Dick McGowen. McGowen, who later coached at Auburn under Jordan, kicked the extra point and Auburn tied Florida, 7-7.

That first stadium held 7,500 seats and consisted of what is now the bottom part of the lower west stands. When the stadium was renamed "Cliff Hare Stadium" in 1949, 14,000 seats—the present lower east stands—had been added, raising capacity to 21,500.

Jordan became head coach in 1951 and the stadium underwent three major expansions in 15 years. More than 40,000 seats, virtually half of the stadium's present capacity, were added while Jordan was the coach.

Cliff Hare Stadium became Jordan-Hare Stadium in 1973. It was the first stadium in the country to be named for an active coach.

The history of Auburn Football can be seen by standing in the middle of the playing field and looking at various additions. The original stadium consisted of the bottom half of the lower west stands and later the east stands. Jordan teams added the top half of the lower west stands and the north and south end zone seats.

Players such as William Andrews, Joe Cribbs and James Brooks brought about the west side upper deck in 1980 and the success of Pat Dye-coached teams led to the addition of the east side upper deck and luxury suites in 1987.

A football attendance record for the state of Alabama was set in the very first game of the "new" stadium when 80,000 fans came to see Auburn defeat Texas 31-3 in the 1987 season opener. Two more 80,000-plus crowds came to Auburn that season and within two years Jordan-Hare Stadium — and Auburn — held every major football attendance record in the state of Alabama at that time.

Overall, Auburn has played 441 games in Jordan-Hare Stadium, winning 343, losing 91 and tying seven for a winning percentage of .786 against some of the best teams in college football.

Auburn's longest home winning streak was 30 games covering a period of nine years. It began with a 3-0 win over Clemson in 1952 and ended with a 14-12 upset loss to Kentucky in 1961.

Jordan-Hare Facts

Dedicated: 1939 (7,500)

Stadium Names

1939: Auburn Stadium

1949: Cliff Hare Stadium

1973: Jordan-Hare Stadium

Field Name

2005: Pat Dye Field

Capacity

1949: 21,500 2000: 85,612

1955: 34,500 2001: 86,063

1960: 44,500 2004: 87,451

1970: 61,261 2020: 17,490

1980: 72,169 (pandemic)

1987: 85,214

Jordan-Hare's Top Crowds

Rk	Att.	Opponent	Date	W-L-T	Score
1.	87,451	Texas A&M	11/12/22	W	13-10
	87,451	LSU	10/1/22	L	17-21
	87,451	Penn State	9/17/22	L	12-41
	87,451	Alabama	11/27/21	L	22-24/4OT
	87,451	Mississippi St.	11/13/21	L	34-43
	87,451	Ole Miss	10/30/21	W	31-20
	87,451	Georgia	10/9/21	L	10-34
	87,451	Alabama	11/30/19	W	48-45
	87,451	Georgia	11/16/19	L	14-21
	87,451	Ole Miss	11/2/19	W	20-14
	87,451	Mississippi St.	9/28/19	W	56-23
	87,451	Alabama	11/25/17	W	26-14
	87,451	Georgia	11/11/17	W	40-17
	87,451	Ga. Southern	9/2/17	W	41-7
	87,451	Alabama A&M	11/19/16	W	55-0
	87,451	Vanderbilt	11/5/16	W	23-16
	87,451	Arkansas	10/22/16	W	56-3
	87,451	LSU	9/24/16	W	18-13
	87,451	Clemson	9/3/16	L	13-19
	87,451	Alabama	11/28/15	L	13-29
	87,451	Idaho	11/21/15	W	56-34
	87,451	Georgia	11/14/15	L	13-20
	87,451	Ole Miss	10/31/15	L	19-27
	87,451	San Jose' State	10/3/15	W	35-21
	87,451	Mississippi St.	9/26/15	L	9-17
	87,451	Jacksonville St.	9/12/15	W/OT	27-20
	87,451	Samford	11/22/14	W	31-7
	87,451	Texas A&M	11/8/14	L	38-41
	87,451	South Carolina	10/25/14	W	42-35
	87,451	LSU	10/4/14	W	41-7
	87,451	Louisiana Tech	9/27/14	W	45-17
	87,451	San Jose' State	9/6/14	W	59-13
	87,451	Arkansas	8/30/14	W	45-21
	87,451	Alabama	11/30/13	W	34-28
	87,451	Georgia	11/16/13	W	43-38
	87,451	Alabama	11/26/11	W	14-42
	87,451	Florida	10/15/11	W	17-6
	87,451	Mississippi St.	9/10/11	W	41-34
	87,451	Georgia	11/13/10	W	49-31
	87,451	Chattanooga	11/6/10	W	62-24
	87,451	LSU	10/23/10	W	24-17
	87,451	Arkansas	10/16/10	W	65-43
	87,451	Clemson	9/18/10	W/OT	27-24
	87,451	Alabama	11/27/09	L	21-26
	87,451	West Virginia	9/19/09	W	41-30
	87,451	Georgia	11/15/08	L	13-17
	87,451	Tennessee	9/27/08	W	14-12
	87,451	LSU	9/20/08	L	21-26
	87,451	Southern Miss	9/6/08	W	27-13
	87,451	ULM	8/30/08	W	34-0
	87,451	Alabama	11/24/07	W	17-10
	87,451	Ole Miss	10/27/07	W	17-3
	87,451	Georgia	11/11/06	L	15-37
	87,451	Florida	10/14/06	W	27-17
	87,451	Arkansas	10/7/06	L	10-27
	87,451	LSU	9/16/06	W	7-3
	87,451	Washington St.	9/2/06	W	40-14
	87,451	Alabama	11/19/05	W	28-18
	87,451	South Carolina	10/1/05	W	48-7
	87,451	Georgia Tech	9/3/05	L	14-23
	87,451	Georgia	11/13/04	W	24-6
	87,451	Arkansas	10/16/04	W	38-20
	87,451	LSU	9/18/04	W	10-9

Pat Dye Field at Jordan-Hare Stadium

Jordan-Hare Year-by-Year

Year	Tot. Att.	Games	Avg. Att.	Record
1939	15,000	1	15,000	0-0-1
1940	21,000	1	21,000	1-0
1941	20,500	2	10,250	2-0
1942	10,000	1	10,000	1-0
1943	No team because of World War II			
1944	15,000	2	7,500	2-0
1945	25,500	3	8,500	3-0
1946	12,000	1	12,000	1-0
1947	12,000	1	12,000	1-0
1948	12,000	1	12,000	0-0-1
1949	20,000	1	20,000	1-0
1950	44,000	3	14,666	0-3
1951	59,500	3	19,833	3-0
1952	60,500	3	20,167	2-1
1953	41,000	2	20,500	2-0
1954	62,000	3	20,667	3-0
1955	85,322	4	21,333	4-0
1956	98,161	4	24,540	4-0
1957	83,000	3	27,667	3-0
1958	117,000	4	29,250	4-0
1959	122,000	4	30,500	4-0
1960	152,385	5	30,567	5-0
1961	147,530	5	29,506	4-1
1962	119,000	4	29,750	2-1-1
1963	121,600	4	30,400	4-0
1964	151,000	5	30,200	5-0
1965	142,850	5	28,570	3-2
1966	121,068	4	30,267	3-1
1967	150,315	5	30,063	5-0
1968	136,966	3	45,655	1-2
1969	208,686	5	41,737	5-0
1970	235,074	4	58,769	2-2
1971	298,500	6	49,750	6-0
1972	180,874	4	45,219	4-0
1973	337,613	6	56,269	4-2
1974	344,768	6	57,461	6-0
1975	205,712	4	51,428	1-3
1976	236,198	4	59,050	1-3
1977	295,000	6	49,167	4-2
1978	231,106	4	57,777	1-2-1
1979	311,974	6	51,996	6-0
1980	369,669	6	61,612	4-2
1981	352,998	6	58,833	4-2
1982	504,648	8	63,081	6-2
1983	445,428	6	74,238	5-1
1984	375,185	5	75,037	5-0
1985	542,632	7	77,518	6-1
1986	464,499	7	66,357	6-1
1987	475,470	6	79,245	5-1
1988	560,599	8	70,074	8-0
1989	577,554	7	82,508	7-0
1990	569,975	7	81,425	5-1-1
1991	469,024	6	78,171	3-3
1992	510,549	7	72,936	5-1-1
1993	567,436	7	81,062	7-0
1994	569,013	7	81,287	6-0-1
1995	568,226	7	81,181	6-1
1996	577,278	7	82,468	5-2
1997	501,267	6	83,545	4-2
1998	567,733	7	81,105	2-5
1999	566,333	7	80,905	3-4
2000	577,045	7	82,435	7-0
2001	512,691	6	85,448	5-1
2002	580,600	7	82,943	5-2
2003	596,422	7	85,203	5-2
2004	581,597	7	83,085	7-0
2005	589,124	7	84,161	6-1
2006	680,506	8	85,063	6-2
2007	677,510	8	84,689	6-2
2008	608,402	7	86,915	4-3
2009	676,911	8	84,614	6-2
2010	688,692	8	86,097	8-0
2011	600,541	7	85,792	6-1
2012	578,521	7	82,646	3-4
2013	685,252	8	85,656	8-0
2014	612,157	7	87,451	6-1
2015	612,157	7	87,451	3-4
2016	695,498	8	86,937	6-2
2017	605,120	7	86,446	7-0
2018	591,236	7	84,462	5-2
2019	600,355	7	85,765	6-1
2020	87,450 (pandemic)	5	17,490	4-1
2021	603,020	7	86,146	4-3
2022	681,621	8	85,203	5-3
Totals	27,519,798	441	62,403	343-91-7

Auburn's Largest Winning Margin at Jordan-Hare Stadium

Rk	Margin	Score	Opponent	Date
1.	+66	73-7	ULM	11/1/2003
	+66	76-10	UT-Chattanooga	9/9/1995
3.	+62	62-0	Fresno State	9/7/1996
	+62	62-0	Alabama State	9/11/2021
5.	+60	63-3	Ball State	9/17/2005
	+60	60-0	Cincinnati	11/10/1984
7.	+59	62-3	Western Carolina	10/12/2013
8.	+57	57-0	Wake Forest	9/20/1969
	+57	57-0	Presbyterian	11/4/1944
10.	+56	56-0	Western Carolina	9/7/2002
11.	+55	55-0	Samford	9/12/1992
	+55	55-0	Pacific	9/9/1989
	+55	55-0	Alabama A&M	11/19/2016
14.	+54	63-9	Alabama State	9/8/2018
15.	+53	60-7	UT-Chattanooga	9/18/1971
	+53	56-3	Arkansas	10/22/2016
	+53	53-0	Liberty	11/17/2018
18.	+52	52-0	Louisiana Lafayette	11/10/1945
	+52	52-0	Furman	10/22/1955
	+52	53-0	Samford	11/23/2019
21.	+51	51-0	Clemson	10/11/1969
	+51	58-7	ULM	10/1/2016
23.	+50	56-6	Vanderbilt	13/13/1990
	+50	60-10	Akron	9/4/2021
25.	+49	52-3	ULM	10/2/2010
	+49	56-7	Kansas	9/17/1988
	+49	49-0	Kansas	9/12/1987
	+49	49-0	Louisiana College	11/3/1951

Auburn's Largest Losing Margin at Jordan-Hare Stadium

Rk	Margin	Score	Opponent	Date
1.	-42	21-63	Texas A&M	10/27/2012
	-42	0-42	Tennessee	9/27/1980
3.	-41	0-41	Clemson	11/25/1950
4.	-38	0-38	Georgia	11/10/2012
5.	-34	7-41	Nebraska	10/2/1982
6.	-29	12-41	Penn State	9/17/2022
7.	-28	6-34	Florida State	11/7/1987
	-28	0-28	Georgia	11/13/1976
	-28	0-28	Tulane	10/28/1950
	-28	14-42	Alabama	11/26/2011

Pat Dye Field at Jordan-Hare Stadium

Jordan-Hare Stadium Locker Rooms

After a 2018 upgrade and expansion, the locker rooms in Jordan-Hare Stadium are some of the finest game-day locker rooms in college football.

Auburn's home locker room encompasses the entire south end zone, more than doubling the size of the previous dressing area -- so large it would fit a regulation basketball court inside -- accented with state of the art lighting, speakers and sound system.

The orange and blue decor features graphics and multiple television and digital displays to showcase the Auburn tradition and spirit. Each individual player locker has a customized light display and amenities befitting the 2017 SEC West champions.

Adjacent to the main locker room, the shower and restroom facilities are double their previous size, and the latest renovations expanded the areas dedicated to athletic training and X-ray technology, equipment and nutrition.

The Tigers enter the field from the center of the south end zone. While the introduction highlight video is played on the stadium sound system and in the tunnel, Auburn takes the field through a cloud of smoke and thunderous cheers from more than 87,000 fans.

The visitor's locker room is in the north end zone and contains a dressing room, coach's locker room, media room and training room. The visiting team enters the field through the northeast corner of the end zone.

Tiger Walk Club

The Tiger Walk Club at Jordan-Hare Stadium gives Auburn's most devoted fans a chance to get even closer to one of the nation's most exciting game day traditions in a renovated, expanded climate-controlled vent space customized with the latest in innovation and technology.

The ground floor is the game day home of future Tigers, as recruits and their families are welcomed at the heart of Tiger Walk in an expansive area full of digital and video content, Auburn's championship and national award trophies and updated food and beverage stations. Just a few steps away, prospective student-athletes have direct access to the field level south plaza and a perfect sideline view of the playing field.

The top two floors give more than 600 club members an exclusive inside view of Tiger Walk itself, as the players and coaches enter Jordan-Hare Stadium through the south plaza covered with bricks saluting team captains, All-Americans and program milestones through Tiger Walk Club into the locker room before each game. Customized displays and catering amenities are embedded in each level, giving all guests a full range of options for the best in pregame and in-game hospitality.

On the main concourse level, an expanded Olympic sport recruiting area, more than double its previous size, gives those potential student-athletes an amazing game day experience Auburn style just steps away from their seats in the stadium.

During the offseason, these premium spaces support other events tied to athletics and the campus community.

Jordan-Hare Stadium Murals

Prior to the 2011 season, 10 large murals located on the east side exterior of Jordan-Hare Stadium were updated. There is a mural for each of Auburn's three Heisman Trophy winners, one panel each for the Tigers' four perfect seasons (1957, 1993, 2004, 2010), a mural for Auburn's two national champion teams (1957, 2010) and one mural that includes the three namesakes of the stadium (Jordan, Hare, Dye).

The initial murals were hung prior to the 2006 season. The murals were updated with more recent history which include pictures of early Auburn football teams and coaches, Heisman Trophy winners Pat Sullivan and Bo Jackson, as well as more recent history, including pictures from Auburn's 1993 and 2004 undefeated seasons. Each mural is 11'x29' and Auburn's football history is displayed in chronological order from south to north.

Heisman Statues

On April 14, 2012, Auburn honored Heisman Trophy winners Pat Sullivan (1971), Bo Jackson (1985) and Cam Newton (2010) with statues of their likeness on the entry plaza on the east side of Jordan-Hare Stadium. The bronze statues, which are one and a half times life size and each weighs over 1,900 pounds, were designed and sculpted by Ken Bjorge of Big Fork, Montana.

A bust of John Heisman was also commissioned and is located near the statues at the east entry plaza. Heisman, for whom the famed trophy is named, was Auburn's head coach from 1895-99. Auburn is the only school where Heisman coached that also has a Heisman Trophy winner. Auburn is tied for fifth all-time with three Heisman winners.

Nation's Largest Videoboard

Auburn debuted the largest videoboard of any college football stadium in the nation for the 2015 season. The enhanced display board is above the South stands at Jordan-Hare Stadium. The LED display on the new video board is 435 percent larger than the existing one, measuring 190 feet by 57; the old one measured 71 feet by 28½. A new sound system and additional electronic ribbon display panels fronting the upper decks were also added as part of this exciting upgrade to the Auburn game day experience.

Uniquely Auburn

Here's a quick look at what makes the Auburn football phenomena uniquely "Auburn."

A-Day Record Crowd

Auburn had an A-Day record crowd of 83,401 for its annual spring game on April 20, 2013. It was the largest spring game crowd in the nation that year. After the game, fans celebrated into the night with one final roll of the Auburn Oaks at Toomer's Corner.

All-America x 11

Jimmy "Red" Phillips made 11 All-America teams in 1957 before becoming an All-Pro with the Los Angeles Rams and Minnesota Vikings and leading the NFL in receiving in 1961.

Aubie

Auburn's award-winning mascot, celebrates his 44th year in 2023-24; he is a favorite for Tiger fans, both young and old. On the job since 1979, Aubie's existence began as a cartoon character drawn by Birmingham Post-Herald artist Phil Neel in 1959 for the October 3 football game program. He is a 10-time national champion as the nation's top collegiate mascot.

Bacardi Bowl

Auburn's first bowl trip and the only bowl game to ever be played outside the United States. Auburn and Villanova battled to a 7-7 tie in Havana, Cuba, on New Year's Day in 1937. Billy Hitchcock scored the Tigers' only touchdown of the game on a 40-yard run.

BCS National Champions

The 2010 Auburn football team won the school's first BCS National Championship and the program's first national title since 1957. Led by Heisman Trophy winner Cam Newton, Lombardi Trophy winner Nick Fairley and a veteran senior class, the Tigers went a perfect 14-0 en route to the BCS National Championship with a win over Oregon, 22-19, on January 11, 2011, in Glendale, Ariz. Senior placekicker Wes Byrum booted a 19-yard field goal as time expired, capping a 73-yard drive, to win the title for the Tigers.

Beard, Jeff

Garland Washington "Jeff" Beard could generally be considered the father of modern Auburn athletics. Serving as athletic director from 1951 through 1972, Beard hired legendary coach Ralph "Shug" Jordan, increased the capacity of what is now Jordan-Hare Stadium from 21,500 to 61,500 seats and is responsible for bringing Auburn's football games with Georgia Tech, Georgia and Tennessee to campus. His tenure also produced the basketball coliseum that was named in his honor, the Wilbur Hutsell Track and Field complex and Sewell Hall, Auburn's former athletic dorm. Beard is one of only six Auburn athletic directors who didn't serve as head football coach.

Bo Over the Top

The climax to a 23-22 Auburn victory over Alabama in 1982 which broke a nine-year losing skid to the Crimson Tide. Bo Jackson's 1-yard leap over the Alabama goal line capped a 66-yard drive and set the stage for what Auburn people consider the Tigers' "coming out" party in the 1980s.

Consensus All-America

Auburn has 31 consensus first team All-Americans in its history, the most recent being defensive lineman Derrick Brown in 2019.

December 2, 1989

Alabama came to Auburn's Jordan-Hare Stadium for the first time in the history of the rivalry. Prior to that, all games in the series had been played at Birmingham's Legion Field since the series was resumed in 1948. A 30-20 Auburn victory settled the score of the game, but the cross-state journey for the Tide settled a score which had brewed for nearly a century in the hearts of Auburn people. Alabama coach Ray Perkins once said "it won't happen." On December 2, 1989, it did.

The Deep South's Oldest Rivalry

Auburn and Georgia. It began on February 20, 1892, at Piedmont Park in Atlanta. Since 1898 the Tigers and the Bulldogs have played every year, 127 meetings total, with the exception of 1943, when Auburn didn't field a team due to World War II. To date, Georgia leads the series 63-56-8.

Donahue, Mike

"Iron" Mike Donahue won 99 games in two different stints as Auburn's head coach, tying him with Pat Dye for second on the all-time Auburn victories list. Donahue's 1913 Southern Intercollegiate Athletic Association championship team not only went undefeated at 8-0, but did not allow a single point to be scored on them. On the flip side, his 1920 team averaged 42.5 points per game, despite being shut out twice. During his tenure, 38 players were named as All-Southern Conference. Donahue also served as the basketball, baseball and track coach as well athletic director.

Don't Make Us Go There

For years, some of Auburn's chief rivals - Georgia, Tennessee, Georgia Tech and Alabama - never made it to The Plains. Auburn's "home" games with those schools were played in Montgomery, Mobile, Columbus and Birmingham. Athletic Director Jeff Beard changed all that starting in 1960. The Auburn-Georgia game was played in Columbus, Athens, Atlanta, Macon or Savannah from 1892 through 1959. In 1960, the Bulldogs finally came to Auburn and lost, 9-6. From 1906 until 1970, Auburn and Georgia Tech played in either Atlanta or Birmingham - 53 straight times in Atlanta - before the Yellow Jackets finally gave in and came to Auburn to lose 31-7. In a series that began in 1900, Tennessee finally played at Auburn in 1974, losing 21-0. In 1989, cross-state rival Alabama made the trip and left with a 30-20 defeat and dreams of an undefeated season ended.

Dye, Pat

Patrick Fain Dye won 99 games and four Southeastern Conference championships in 12 years as Auburn's head coach, but perhaps he will be remembered most for bringing Auburn's "home" game with Alabama to the Auburn campus on December 2, 1989, a 30-20 Tiger victory. He also fielded such superstars as Bo Jackson, Kurt Crain and Tracy Rocker. Under his leadership as athletic director, Auburn football facilities were elevated to some of the finest in the nation with additions to Jordan-Hare Stadium increasing the seating capacity to 85,214 and 70 luxury suites. In 2005, Jordan-Hare's playing field was named in his honor. Coach Dye passed away June 1, 2020. A statue in the south end of the stadium grounds was dedicated in his memory in October, 2021.

Eleven and Ohhhhh!!!!

In 1993, first-year coach Terry Bowden directed Auburn to its first undefeated, 11-win season while the Tigers suffered through the first year of NCAA imposed sanctions which kept AU off television and out of the bowl scene. The 11 wins in 1993 were the opening act of a 20-game winning streak which would set the Auburn record for consecutive victories.

The Entrance

The Auburn team began a new tradition in 2000, entering the field from the middle of the south end zone through a cloud of smoke.

Uniquely Auburn

Fairley, Nick

Mobile, Ala., native Nick Fairley became Auburn's second Lombardi Trophy winner when he won the award in 2010. He was coached by Lombardi winner and former Tiger Tracy Rocker, becoming the first player to win the award and be coached by a winner of the award. A consensus All-American in 2010, Fairley finished the season with 24.0 tackles for loss and 11.5 quarterback sacks, both school single-season marks.

Final Roll

As part of A-Day 2013, Auburn University and the City of Auburn hosted the "Final Roll" of Toomer's Corner. The original trees were removed during the summer of 2013 and replaced temporarily by wires. New trees were transplanted in 2015 and were rolled again by fans during the 2016 season.

First from Worst in the SEC

With a seven-win improvement from 0-8 in SEC play in 2012 to 7-1 in 2013, Auburn made the biggest turnaround in SEC history. Auburn defeated Missouri in the SEC Championship Game 59-42 before falling 13 seconds shy of winning the BCS National Championship. The previous top turnarounds in the SEC were Ole Miss: 1-6 (1946 to 6-1 (1947); Georgia: 2-4 (1958) to 7-0 (1959); Ole Miss: 0-6 (1974) to 5-1 (1975); LSU: 0-6 (1983) to 4-1-1 (1984). At 12-2 overall, Auburn (+8.0) fell just shy of the biggest improvements in NCAA records (8.5 games by Hawaii from 1999 to 2000).

Four in the First

Auburn set a Southeastern Conference record when four Tigers were selected in the first round of the 2005 NFL Draft. Ronnie Brown went second overall to Miami, Carnell Williams fifth to Tampa Bay, Carlos Rogers ninth to Washington and Jason Campbell 25th to the Redskins. Auburn became just the 11th school to have four players selected in the first round of the same draft. Meanwhile, the backfield of Brown, Campbell and Williams became the first to all be selected in the first round in the same year.

Hare, Cliff

Cliff Hare was a member of Auburn's first football team who went on to serve as chair of the Auburn Faculty Athletic Committee. Auburn's football stadium is named for the longtime professor and dean of the School of Chemistry. He served as president of the Southern Conference before the formation of the Southeastern Conference. A statue in the south end of the stadium grounds was dedicated in his memory in October, 2021.

Heisman, John

The legendary coach for which college football's top honor is named coached at Auburn from 1895-99, posting a 12-4-2 record. Auburn is the only school where John Heisman coached to have a Heisman Trophy winner. Heisman left Auburn for Clemson and then Georgia Tech, where he lost 10 of 15 meetings with Auburn.

Heisman Statues

Three statues of Auburn Heisman Trophy winners Pat Sullivan, Bo Jackson and Cam Newton are located at the entry plaza on the east side of Jordan-Hare Stadium. The bronze statues, which are one and a half times life size and each weighs over 1,900 pounds, were designed and sculpted by Ken Bjorge of Big Fork, Montana. A bust of John Heisman was also commissioned and is located near the statues at the east entry plaza. The statues were dedicated in a ceremony on April 14, 2012.

Heisman Trophy

Auburn has three. Pat Sullivan won the coveted award in 1971. Bo Jackson did the same in 1985. Cam Newton gave the program its third Heisman in 2010.

Interception Game

Those who witnessed Auburn's 30-26 victory over LSU in 1994 saw one of the most bizarre finishes ever to a college football game. With LSU leading 23-9 going into the fourth quarter, Auburn safety Ken Alvis picked off an LSU pass and rambled 42 yards for a touchdown. Before the final horn sounded Fred Smith followed suit for 32 yards and a score, then Brian Robinson returned yet another pickoff for a 41-yard TD. In all, the Tigers intercepted five LSU passes in the fourth quarter to keep a 14-game winning streak alive.

Jordan, Ralph

Over the years few names have been more synonymous with Auburn football than Ralph "Shug" Jordan. The all-time winningest football coach at Auburn, Jordan won 176 games over a 25-year career on The Plains. A four-time Southeastern Conference coach of the year, he was also named national coach of the year in 1957 after leading Auburn to its first football outright national championship. A statue in the south end of the stadium grounds was dedicated in his memory in October, 2021.

Jordan-Hare Stadium

Auburn's showcase football stadium which seats 87,451 with 70 luxury suites located between the lower level and upper deck on the East side of the stadium. The stadium was dedicated Nov. 30, 1939, with 7,500 seats that are now incorporated into the West stands. Ten years later 14,000 more seats were added and the stadium was named Cliff Hare Stadium, although only 12 home games were played there over that 10-year span. Additional seats were added in 1955, 1960 and 1970. The West upper deck was completed in 1980 and the East upper deck and suites were finished for the 1987 season. The facility was renamed Jordan-Hare Stadium in 1973.

"Kick Six"

Chris Davis returned a missed Alabama field goal 109 yards (100 officially) as time expired to give No. 4 Auburn a 34-28 win over top-ranked Alabama on Nov. 30, 2013, and send it to the SEC Championship Game for the fifth time in school history, which the Tigers won to advance to the BCS National Championship Game at the Rose Bowl. With one second remaining, Alabama, which ended the game 0-of-4 on field goal attempts, lined up for a 57-yard field goal attempt. The final second was added after Alabama's T.J. Yeldon ran 24 yards and stepped out of bounds with the game clock originally reading 0:00. Adam Griffith, who was attempting his first field goal of the night after Cade Foster missed two field goal attempts and had a third blocked, sent his kick to the very back of the end zone where Davis caught it. Davis followed his blockers to the Auburn sideline and raced the entire length of the field to send the sellout crowd of 87,451 inside Jordan-Hare-Stadium into pandemonium for the second straight game. Fans immediately rushed onto the field from the stands and even from outside the stadium while tailgating, covering it entirely.

Kick It Again

In September, 2004, on its way to a perfect 13-0 season, Auburn played host to LSU just days after Hurricane Ivan swept through Alabama. Trailing 9-3, the game came to a climax when Jason Campbell connected with Courtney Taylor with 1:14 to play, tying the score 9-9. The ensuing extra point was missed, but an LSU penalty allowed for another attempt. John Vaughn promptly nailed the second chance, giving the Tigers the 10-9 advantage and ensuring Auburn's place in the record books.

Lott IMPACT Trophy

Named for Pro Football Hall of Famer Ronnie Lott and first presented in 2004 as one of the premier national honors for a defensive football player, defensive lineman Derrick Brown was the 2019 winner of this award that recognizes integrity, maturity, performance, academics, community and tenacity. Brown also won the Senior CLASS Award.

Uniquely Auburn

Lupton, Frank

Frank Lupton, a halfback and captain of the 1892 football squad, scored the first touchdown and kicked the first conversion in Auburn Football history in a 10-0 Auburn victory over Georgia on Feb. 20, 1892.

National Champions

Auburn football was national champion in 1957 and 2010. The 2010 Tigers won the BCS National Championship by going a perfect 14-0 behind Heisman Trophy winner Cam Newton and Lombardi Trophy winner Nick Fairley and a veteran senior class. The Tigers defeated Oregon 22-19 in the National Championship Game as placekicker Wes Byrum kicked a 19-yard field goal as time expired, capping a 73-yard drive. In 1957, Auburn went 10-0 under legendary coach Ralph "Shug" Jordan as the Tigers' dominating defense only allowed 28 points combined the entire season. Auburn, ranked No. 1 by the Associated Press, blanked Alabama 40-0 in the season finale.

Newton, Cam

Perhaps one of the greatest single-season performances by a college football player was displayed by Cam Newton in 2010. The consensus national player of the year that season, Newton helped lead the Tigers to the BCS National Championship. For his efforts, Newton won the Heisman Trophy, Davey O'Brien Award, Maxwell Award and the Manning Award. The first SEC player to throw for 2,000 yards and rush for 1,000 in a single season, Newton was responsible for 51 touchdowns that season and set numerous school records. He threw for 2,854 yards and 30 touchdowns, while rushing for 1,473 yards and 20 TDs.

Nicknames

There is only one ... Tigers. There is no such thing as an Auburn War Eagle, an Auburn Plainsman or Plainsmen or an Auburn Lady Tiger. It is simply Tigers. "War Eagle" is a battle cry and The Plainsman is the name of Auburn's student newspaper.

Nix-to-Sanders

With starting quarterback Stan White lying in pain on the turf of Jordan-Hare Stadium and Auburn's undefeated season hanging in the balance against Alabama in 1993, sophomore quarterback Patrick Nix was summoned to the huddle to face a 4th-and-15 at the Alabama 35-yard line with Auburn trailing 14-5 and 6:09 left in the third quarter. Offensive coordinator Tommy Bowden relayed the call to the sidelines and "278Z Takeoff" would become a part of Auburn football lore. Nix, without a chance to loosen up, hung the ball up and receiver Frank Sanders pulled it down for a touchdown. Auburn went on to win 22-14.

Outland Trophy

Auburn players have won two. Zeke Smith won the first in 1958, Tracy Rocker the second in 1988. Rocker made it a clean sweep in 1988 by also winning the Lombardi Award.

Pat Dye Field

The turf at Jordan-Hare Stadium was officially named after Pat Dye, Auburn's Hall of Fame coach and athletics director, prior to the 2005 Iron Bowl. The Tigers posted a 99-39-4 record in 12 seasons under Dye from 1981-92, and won four SEC championships.

Perfect in 2004

It began with a 31-0 win over Louisiana-Monroe and culminated with a 16-13 victory over Virginia Tech in the Nokia Sugar Bowl. The 2004 season will be forever known as Auburn's Perfect Season, a year in which the Tigers defeated four top 10 teams en route to a No. 2 national finish, their highest since ending the season No. 1 in 1957. Auburn rode a high-powered offense and one of the nation's top defenses to its sixth-ever Southeastern Conference Championship and third straight bowl victory.

Perfect Seasons

Auburn has had seven undefeated seasons in its history. The Tigers went 14-0 and won the BCS National Championship and were SEC Champions in 2010, went 13-0 and were SEC Champions in 2004, went 11-0 in 1993, went 10-0 and were the Associated Press National Champions and were SEC Champions in 1957, went 8-0 in 1913, 5-0 in 1904 and 4-0 in 1900.

Petrie, Dr. George

Dr. George Petrie, a faculty member in the Agricultural and Mechanical College in 1892, organized and was the coach of Auburn's first football team. One of Auburn's academic buildings, Petrie Hall, was named in his honor.

"Phantom of Union Springs"

Jimmy Hitchcock, a Union Springs, Ala., native, was Auburn's first football All-American. The "Phantom of Union Springs" was also a baseball All-American who later returned to coach and hold a position on the Auburn University Board of Trustees. He earned his nickname, The Phantom, from his speed and ability to elude defenders on the football field. Auburn's baseball facility, Hitchcock Field at Plainsman Park, is named in honor of Jimmy and Billy Hitchcock, brothers who made a lasting impact on Auburn.

Piedmont Park

The site of the first Auburn football game on February 20, 1892, in Atlanta. Auburn defeated Georgia, 10-0, in that game, kicking off the oldest rivalry in the South. The Auburn and Georgia athletic departments held a joint ceremony at Piedmont Park on February 20, 1992, to commemorate the 100-year anniversary of football at both universities.

"Prayer in Jordan-Hare"

Wide receiver Ricardo Louis hauled in a desperation touchdown throw from quarterback Nick Marshall with 25 seconds left and Auburn down a point. The 73-yard catch, which was deflected up into the air by a Georgia defender, gave No. 7 Auburn a 43-38 win over No. 25 Georgia in 2013. Facing a 4th and 18 at its own 27, and its SEC Championship dreams alive, Marshall heaved a ball down the middle of the field that a pair of Georgia defenders converged on. Louis was past the defenders, who both tried to make a play on the underthrown ball but instead bounced it up into the air long enough for Louis to get under it and scamper into the end zone. Georgia was not done, however, starting at its own 25-yard line. Aaron Murray, who finished with 415 yards passing, had one last chance from the Auburn 20-yard line but Auburn defensive end Dee Ford forced Murray out of the pocket and got a hand on him as he was releasing the ball, causing an incompleton and pandemonium from the sold-out crowd of 87,451 in Jordan-Hare Stadium.

"Punt Bama Punt"

Maybe the most famous and easily the most talked about Auburn-Alabama football game of the 20th Century. Trailing 16-0 heading into the fourth quarter in the 1972 contest, Auburn's Gardner Jett made a field goal. Then lightning struck - twice. Bill Newton blocked an Alabama punt and David Langner returned it 25 yards for an Auburn touchdown. Three minutes later Newton blocked another punt and Langner ran 20 yards for the score. The Tigers defeated the Tide 17-16.

Uniquely Auburn

Retired Jerseys

There are only three at Auburn: Pat Sullivan's 7, Terry Beasley's 88 and Bo Jackson's 34. Sullivan and Beasley's jerseys were retired following Sullivan's 1971 Heisman Trophy season and Jackson's jersey was retired as part of Auburn's football centennial celebration in 1992.

Rimington Trophy

Auburn's Reese Dismukes won the 2014 Rimington Trophy given each year to the nation's top center. Dismukes was the first Rimington winner in Auburn history. A four-year starter, he made 50 starts at center in his career.

Scholar Athletes

Since 1957, 17 Auburn players have earned first team CoSIDA Academic All-America honors, the most recent being kicker Anders Carlson, Auburn's only three-time honoree (2020-21-22). Carlson is also one of five Auburn players since 1960 to be awarded a National Football Foundation postgraduate scholarship.

Singing in the Rain

The start of games in two consecutive weeks at Jordan-Hare Stadium were delayed by severe weather early in the 2009 season. On Sept. 19, during a delay prior to the Auburn-West Virginia game, a torrential downpour couldn't keep Auburn's student section from continuing to sing and cheer while staying at their seats throughout the delay. Once the storm passed and the game began, the pumped up crowd helped Auburn to a 41-30 victory. Seven days later, another severe storm delayed the start of the Auburn-Ball State game, which Auburn won 54-30.

Sullivan, Pat

Auburn's first Heisman Trophy winner, the Birmingham native was a three-year starter at quarterback (1969-71), winning the Heisman Trophy as a senior in 1971. A two-time All-American, he was SEC Player of the Year as a junior and senior. After his pro career, he spent five seasons doing radio commentary for Auburn football before joining Coach Pat Dye's staff as quarterbacks coach from 1986-91. He later served as head coach at TCU and Samford. Enshrined in the College Football Hall of Fame, the Alabama Sports Hall of Fame and the National High School Hall of Fame, Sullivan passed away December 1, 2019.

Sullivan-to-Beasley

Auburn's most prolific passing combination. From 1969 to 1971 Pat Sullivan and Terry Beasley connected for more than 2,500 passing yards and nearly 30 touchdowns. Thirty-seven years after the end of their careers, both Sullivan and Beasley still hold Auburn's career passing and receiving touchdown records, respectively.

Team of Destiny

The 2013 Auburn Tigers defied all odds with a worst-to-first season posting the greatest turnaround in SEC history (+7 conference wins) and second-best in NCAA history with a +8.0 improvement in National Coach of the Year Gus Malzahn's first season. Auburn finished 12-2 while winning the SEC Championship and reaching the BCS National Championship Game at the Rose Bowl a year after going 3-9. The Tigers claimed four fourth quarter come-from-behind victories including the Prayer in Jordan-Hare miracle over No. 25 Georgia and the Kick Bama Kick win over No. 1 Alabama. The Tigers fell 13 seconds short of their second BCS National Championship in four seasons in a heartbreaker when Florida State's Jameis Winston, the Heisman Trophy winner, completed a 2-yard touchdown pass for a 34-31 Seminoles victory.

Thorpe Award

Carlos Rogers won the award in 2004 after finishing with two interceptions, 10 pass breakups and 47 tackles. The award is given annually to the nation's top collegiate defensive back.

Tiger Walk

An Auburn tradition which began in the early 1960s when Auburn players would walk from Sewell Hall to the football stadium and fans would line Donahue Drive to wish them well, over the years Tiger Walk has grown into a major part of game day at Auburn, so much so that it is listed on the players' game weekend itinerary. The largest Tiger Walk is believed to have taken place prior to the 1989 Alabama game when more than 20,000 well wishers lined the street. Every Tiger Walk prior to home games draws thousands of fans, and recently, the Tiger Walk has become a standard as Auburn football players enter stadiums on the road. Tiger Walk is two hours before kickoff for every game.

Toomer's Corner

The center of town where the Auburn University campus meets the City of Auburn. Toomer's Corner, where College Street intersects Magnolia Avenue, has long been the gathering place for Auburn athletic celebrations. After any football win, and significant victories in other sports, Auburn students and citizens alike join forces to "roll" the trees (and anything else that doesn't move) at Toomer's Corner with toilet tissue. Celebrations after significant football victories can go on for hours and leave the heart of town looking like a blizzard passed through.

Toomer's Drug Store

An Auburn landmark at the corner of College and Magnolia reputed to serve the best lemonade in the country. It is Auburn legend that John Heisman used to frequent Toomer's Drugs for a taste of the now-famous lemonade.

Top 10 Rankings

Auburn has been nationally ranked in the Top 10 final poll 20 times, including five times this century: 2004, 2006, 2010, 2013 and 2017. Other years the Tigers finished ranked in the Top 10 were 1955, 1957, 1958, 1963, 1970, 1971, 1972, 1974, 1983, 1986, 1987, 1988, 1989, 1993 and 1994.

Unanimous All-America

Nine players in Auburn history have been unanimous All-America selections: Jimmy Phillips (1957), Pat Sullivan (1971), Terry Beasley (1971), Bo Jackson (1985), Brent Fullwood (1986), Ban Tamburello (1986), Tracy Rocker (1988), Ed King (1990) and Derrick Brown (2019).

Walk-ons

Auburn has a long and storied past of football walk-ons who have gone on to very successful football careers. One success story belongs to former three-time All-Pro and Defensive MVP (1995) defensive end Kevin Greene. After being cut once, Greene walked on at Auburn a second time and made the team. He went on to play 15 seasons in the NFL and was a 2016 inductee to the Pro Football Hall of Fame.

"War Eagle"

Auburn's battle cry, not Auburn's nickname. There are several legends concerning the origin of the War Eagle battle cry, dating back to 1864 and the Civil War at the Battle of the Wilderness in Virginia.

War Eagle VIII

Aurea, a golden eagle, made her first stadium flight against Liberty in 2018 and was introduced as War Eagle VIII in November, 2019. She was found near Selma, Ala., in 2016 with a fractured wing. Aurea succeeded War Eagle VII Nova, a golden eagle introduced during halftime of Auburn's 2006 Georgia game and flew through the 2016 season. Nova replaced Tiger, which served as War Eagle VI for 20 years, from 1986-2006. Spirit, a bald eagle, flew at selected Auburn home games from 2004-21, and bald eagle Independence began flying in 2021.

The Fable of War Eagle

According to legend, football and the cry of “War Eagle” came to Auburn the same day.

It was February 20, 1892, the day Auburn and Georgia met in the first game of the longest continuous football rivalry in the Deep South.

The story actually began before that. That first Auburn-Georgia game was only the culmination. It began in 1864 at the Battle of the Wilderness in Virginia.

An Auburn student had gone off to fight with Robert E. Lee and the Confederate troops. He was with them on the worst day of the long and fierce battle.

He was wounded, and when the armies retreated to their respective lines, he was left on the battlefield for dead. When he regained consciousness, there were only two living things as far as he could see, himself and a baby eagle.

Brought together by their common bond of misery, the soldier took the wounded bird with him and nursed him back to health. When he returned to Auburn after the war, the eagle came with him.

The student-turned-soldier came back to Auburn and ultimately became a member of the faculty. He was there that day in Atlanta’s Piedmont Park when Auburn and Georgia met in what would now be called “The Game of the Century.” As usual, the eagle—called War Eagle because of the circumstances under which he was found—was there with him.

When Auburn scored the first touchdown the old eagle broke free from its master and began to soar above the field. Auburn people looked skyward, saw the familiar figure, and shouted “War Eagle.”

At the end of the game which Auburn won 10-0, the old eagle collapsed and died, presumably having given his all in pursuit of victory for Auburn. War Eagle’s body may have died that day, but his spirit lives forever in the hearts of Auburn people who love to stand and shout “War-r-r-r Eagle” long into the night following an Auburn victory.

The facts of this legend cannot be authenticated, but it makes a good story and is the one most used to describe how the “War Eagle” battle cry became associated with Auburn teams.

Auburn teams are known as “The Auburn Tigers,” but the cry of Auburn faithful is ever the same: “War-r-r-r Eagle!”

Aurea, a golden eagle, made her first stadium flight against Liberty in 2018 and was introduced as War Eagle VIII in 2019. She was found near Selma, Ala., in 2016 with a fractured wing.

Spirit, whose first flight was in 2004, and Independence, who first flew in 2020, are the only Bald Eagles to have flown in Jordan-Hare Stadium.

Nova, War Eagle VII, was formally introduced as Auburn’s official symbol in November 2006. Hatched at the Montgomery Zoo in 1999, Nova, a male Golden Eagle, came to Auburn in 2000 and flew for the first time as Auburn took on Kentucky in 2004. He continued stadium flights until 2016.

War Eagle V, which had represented Auburn for five seasons, died just days prior to the 1986 season opener. Following a nationwide search for the perfect eagle, War Eagle VI was located at Land Between the Lakes, Ky. The female golden eagle, Tiger, underwent numerous tests and conditioning programs at the Auburn Vet School before making its debut at the Georgia game November 15, 1986, in Auburn.

Editor’s Note: Jim Phillips, former Plainsman editor, wrote this version of the fable of War Eagle in the late 1950s.

Auburn Nickname Explanation

Auburn’s nickname is the TIGERS.

Auburn’s battle cry is “WAR EAGLE!”

Through the years, these two Auburn terms have often been used interchangeably and incorrectly. There are hats and T-shirts with Auburn War Eagles on them. Even the news media has been known to refer to an Auburn team as the War Eagles or to an Auburn player as a War Eagle.

In fact, when the Tigers play a game on the road, there is often an article written in the local paper wondering why Auburn has three nicknames – the Auburn Tigers, the Auburn War Eagles and the Auburn Plainsmen.

To set the record straight, Auburn has only one nickname – the Auburn Tigers.

“War Eagle” is a battle cry, used by Auburn fans in the same manner Alabama fans yell “Roll Tide!” and Arkansas fans yell “Sooie Pig!” You never hear Alabama referred to as the Alabama Roll Tides or Arkansas as the Arkansas Sooie Pigs, and to call Auburn teams the Auburn War Eagles would be just as incorrect. The battle cry “War Eagle” should never have an “s” on the end of it.

The nickname “Tigers” comes from a line in Oliver Goldsmith’s poem, “The Deserted Village,” published in May 1770, “where crouching tigers wait their hapless prey...”

The term “Plainsmen” comes from a line in that same Goldsmith poem, “Sweet Auburn, loveliest (sic) village of the plain...” Since Auburn athletes were, in the early days, men from the Plains, it was only natural for newspaper headline writers to shorten that to “Plainsmen.”

It may be confusing to an outsider, but to Auburn people, it is very simple. That’s why War Eagle VIII, Auburn’s golden eagle symbol, is called Aurea!

War Eagle (Fight Song)

War ... Eagle, fly down the field, Ever to conquer, never to yield
War ... Eagle fearless and true. Fight on, you orange and blue.

Go! Go! Go!

On to vic'try, strike up the band,

Give 'em hell, give 'em hell.

Stand up and yell, Hey! War ... Eagle, win for Auburn,

Power of Dixie Land!

Auburn's Mascot "Aubie"

Aubie, Auburn's costumed Tiger mascot, is in his 44th year as a spirit leader and goodwill ambassador for Auburn University.

A popular character among Auburn fans and one of the more animated mascots in the country, Aubie has been on the job since 1979.

Aubie's existence began as a cartoon character that first appeared on the Auburn/Hardin-Simmons football program cover October 3, 1959. Birmingham Post-Herald artist Phil Neel created the cartoon Tiger who continued to adorn Auburn program covers for 18 years.

Aubie's look changed through the years. In 1962, he began to stand upright and the next year, 1963, wore clothes for the first time—a blue tie and straw hat.

Aubie's appearances on game programs proved to be somewhat of a good luck charm for Coach Ralph "Shug" Jordan's teams. The Tigers were victorious in the first nine games he graced the cover and, in his first six years, Auburn posted a 23-2-1 home record. Auburn's home record during the 18 years Aubie served as cover tiger was 63-16-2.

Aubie's last appearance on the game program cover was Oct. 23, 1976, when Auburn downed Florida State, 31-19, but Aubie returned to Auburn's cover against Alabama on Nov. 30, 1991, Auburn's last home game at Legion Field.

In 1979, Aubie came to life at the Southeastern Conference basketball tournament. James Lloyd, Auburn spirit director for the Student Government Association, with help from the Alumni Association, contacted Brooks-Van Horn Costumes in New York, N.Y. The company was provided with copies of the 1961 Auburn-Alabama and 1962 Auburn-Georgia Tech game programs to use for reference in creating a costume of the cartoon character. The firm, which also provided costumes for Walt Disney, designed and produced a Tiger costume for \$1,350. Individual contributions from various Auburn clubs, alumni and friends helped pay for the first costume.

Aubie proudly marched into the Birmingham-Jefferson Civic Center on Feb. 28, 1979, and helped lead first-year Auburn coach Sonny Smith's team to an upset of Vanderbilt. The following day, Aubie returned to the arena and the Tigers surprised Georgia in the longest game in SEC tournament history, four overtimes. Before the weekend was complete, Aubie helped lead the ninth-place team in the regular season to the semifinals of the tournament.

Aubie has been selected as the nation's No. 1 college mascot 10 times, the first in 1990-91 by the Universal Cheerleader Association. Other national titles came in 1994-95, 1995-96, 1998-99, 2002-03, 2005-06, 2011-12, 2013-14 and 2005-16. The most recent national championship by Aubie was brought home in 2020-21.

Along with Aubie's 10 national championships, he was the first collegiate mascot inducted into the Mascot Hall of Fame, earning that honor in 2006.

Aubie Facts:

First Year as Costumed Mascot: 1979

First Costume Designer: Brooks-Van Horn Costumes, New York, N.Y.

Other Costume Designers: Bienville Costumes, Mobile, Ala.; BTS Productions, Auburn

First Appearance: Auburn men's basketball vs. Vanderbilt (Feb. 28, 1979) at SEC Tournament at Birmingham County Civic Center

National Championships: 1991, 1995, 1996, 1999, 2003, 2006, 2012, 2014, 2016, 2021

Mascot Hall of Fame Inductee: Aug. 15, 2006

Capital One All-America Mascot Team: 2003, 2004, 2005, 2006, 2011, 2014

The Alma Mater

On the rolling plains of Dixie
'Neath its sun-kissed sky,
Proudly stands, our Alma Mater
Banners high.

To thy name we'll sing thy praise,
From hearts that love so true,
And pledge to thee our
Loyalty and ages through.

We hail thee, Auburn, and we vow
To work for thy just fame,
And hold in memory as we do now
Thy cherished name.

Hear thy student voices swelling,
Echoes strong and clear,
Adding laurels to thy fame
Enshrined so dear.

From thy hallowed halls we'll part,
And bid thee sad adieu;
Thy sacred trust we'll bear with us
The ages through.

We hail thee, Auburn, and we vow
To work for thy just fame,
And hold in memory as we do now
Thy cherished name.

Composed by Bill Wood, 1924
Word revision, 1960

The Auburn Creed

I believe that this is a practical world and that I can count only on what I earn.
Therefore, I believe in work, hard work.
I believe in education, which gives me the knowledge to work wisely and trains my mind and my hands to work skillfully.
I believe in honesty and truthfulness, without which I cannot win the respect and confidence of my fellowmen.
I believe in a sound mind, in a sound body and a spirit that is not afraid, and in clean sports that develop these qualities.
I believe in obedience to law because it protects the rights of all.
I believe in the human touch, which cultivates sympathy with my fellowmen and mutual helpfulness and brings happiness for all.
I believe in my Country, because it is a land of freedom and because it is my own home, and that I can best serve that country by "doing justly, loving mercy, and walking humbly with my God."
And because Auburn men and women believe in these things, I believe in Auburn and love it.

—George Petrie
Auburn's First Football Coach

Auburn's Symbol: War Eagle

For more than 100 years, eagles have been associated with Auburn University's football program. From a static presence on the sidelines to rousing flights over the field, WAR EAGLE has become an Auburn icon.

The role of Auburn University's eagles is to promote wildlife conservation as a part of the education initiatives of the U.S. Fish & Wildlife Service and the College of Veterinary Medicine's Southeastern Raptor Center. The USF&WS permits the Raptor Center to house eagles and use them on hundreds of educational presentations each year – including Auburn's home football games.

Currently, flighted eagles and numerous other non-releasable raptors are used for these educational programs. Eagles stir emotions in many people as they have come to symbolize strength, power and courage as well as other important values such as freedom, American heritage and the preservation of our environment. Golden eagles Tiger (War Eagle VI), Nova (War Eagle VII), Aurea (War Eagle VIII) along with bald eagles Spirit and Independence are the raptors that have inspired football fans with their graceful flights over Jordan-Hare Stadium.

Tiger was hatched in captivity in 1980 and came to live at Auburn University in 1986. A frequent sideline fixture, she made her first free flight at the Wyoming game August 31, 2000, and flew prior to many games as well as at educational programs and the 2002 Winter Olympics. She continued to appear at some educational presentations despite a diagnosis of skin cancer in 2006 and underwent successful cataract surgery in December, 2012. Tiger passed away June 18, 2014, at age 34.

At the Georgia game in November 2006, Tiger made her last stadium flight and "retired." A halftime ceremony recognized her contributions to the Auburn community and to the USF&WS conservation mission. Golden Eagle Nova was then inaugurated as War Eagle VII.

Tiger was recognized at Auburn's season opener on August 31, 2013, marking the 13-year anniversary of her first free flight. Her appearance began Auburn's remarkable turnaround season that will long be remembered as *The Team of Destiny*. The Tigers went from worst to first by winning the 2013 SEC Championship before falling 13 seconds shy of winning the BCS National Championship.

Although not titled War Eagle VII until November 2006, Nova's first pre-game flight was at the Kentucky game in 2004. Nova was hatched in 1999 at the Montgomery Zoo and came to Auburn in 2000. Nova has a smaller stature because he is a male, and has appeared in scores of educational programs. Nova ceased his pregame flights during the 2017 football season after being diagnosed with cardiomyopathy.

Spirit was the first Bald Eagle to fly in Jordan-Hare Stadium; her first game flight was in 2002. Unlike the Golden Eagles, Spirit has a bright white head and tail feathers. In 1995, Spirit was discovered as an injured fledgling in Florida. Spirit retired after her final flight at the 2021 Mississippi State game.

She came to Auburn in 1998 and joined the educational collection at the Raptor Center; her damaged beak makes her non-releasable. Bald Eagles are found throughout Alabama and wild ones can sometimes be seen soaring in Auburn skies.

Aurea, a female Golden Eagle, made her first stadium flight at the 2018 Liberty game, and upon Nova's official retirement in November, 2019, Aurea was introduced as War Eagle VIII. She was found near Selma, Ala., in 2016 with a fractured wing.

Independence came to the center in 2018 from a Florida rehabilitation center where she was admitted as a baby with a wing injury. Although her wing healed, the Bald Eagles imprinted on people during her time in rehab and therefore, is non-releasable. She made her debut Auburn pre-game flight at the 2021 football season opener vs. Akron.

In the 1970s, a group from Auburn's College of Veterinary Medicine began an intensive effort to treat and rehabilitate injured raptors. This initiative led to the creation of what is now known as the Southeastern Raptor Center. The SRC is the oldest and only medical and surgical wild-

life rehabilitation facility in the Southeast dedicated solely to raptors. SRC is supported by the College of Veterinary Medicine and is a non-profit organization that depends upon public and private contributions to accomplish its mission.

Many educational programs for schools and other groups help generate these funds. The Southeastern Raptor Center's mission is to rehabilitate and release injured and orphaned raptors, educate the public about their role and importance, and research raptor-related issues.

At SRC, raptors are admitted with a variety of injuries and ailments. Many birds are rehabilitated and released. When release is not possible, the bird may become a permanent center resident or transfer to another educational facility. You can support SRC by purchasing SRC merchandise at the AU Bookstore or through SRC's website.

You can also contribute to SRC birds through the Adopt-A-Raptor program, or by visiting public raptor shows which include an eagle flight. These presentations are at the SRC Amphitheatre at 4:00 p.m. each Friday before home games, with admission payable at the gate.

For more information or to inquire about scheduling an educational program for your group, call 334-844-6943 or visit www.auburn.edu/raptor.

Aurea's Facts:

Title: War Eagle VIII

Type of Bird: Golden Eagle (*Aquila chrysaetos*)

Hatch Year: 2014

Weight: 8 pounds

Wingspan: 6.5 feet

Favorite Food: Rats

Talon Length: 2.75 inches

First JHS Flight: 2018

Independence's Facts:

Title: American Emblem

Type of Bird: Bald Eagle (*Haliaeetus leucocephalus*)

Hatch Year: 2016

Weight: 7 pounds

Wingspan: 6 feet

Favorite Food: Mice

Talon Length: 2 inches

First JHS Flight: 2021

Previous Game Flight Eagles:

Tiger

Title: War Eagle VI

Type of Bird: Golden Eagle (*Aquila chrysaetos*)

Hatch Year: 1980

First JHS Flight: 2000

Last Pregame Flight: 2006

Nova

Title: War Eagle VII

Type of Bird: Golden Eagle (*Aquila chrysaetos*)

Hatch Year: 1999

First JHS Flight: 2004

Last Pregame Flight: 2016

Spirit

Title: Honorary War Eagle

Type of Bird: Bald Eagle (*Haliaeetus leucocephalus*)

Hatch Year: 1996

First JHS Flight: 2002

Last Pregame Flight: 2021

For More Information:

Call (334) 844-6943 or visit the web site at: www.auburn.edu/raptor

Woltosz Football Performance Center



Spacious, state-of-the art, simply stunning – adjectives don’t adequately describe Auburn football’s new home. The brand-new Woltosz Football Performance Center comprises 233,428 square feet and houses Auburn’s football operations.

Located in the midst of campus on the corner of West Samford Avenue and Biggio Drive, adjacent to the Auburn Athletics Complex, the \$92 million facility is the largest athletics project in Auburn history, made possible in part through the generosity of Walt and Ginger Woltosz.

The 233,000-square-foot facility is built on 12 acres, featuring two natural grass outdoor fields and a turf field inside the 95,300-square-foot indoor practice facility. Construction began in August, 2021, and the building formally opened in January, 2023, providing a roomy headquarters with first-class accommodations for Auburn football players, coaches and support staff.


Visitors first experience the high-tech Nix Family Lobby, flanked by trophy cases, where the latest photos, videos and media posts about Auburn football shine down from 20-foot-tall digital video walls.

To the left is the 25,000-square-foot Creel Family Player Development Lab, offering the most modern and sophisticated strength and conditioning equipment in a training space designed for optimal player development.

Each apparatus has tracking technology to log how many reps, how much weight, etc., from individual players during workouts; the videoboard can also display those numbers, so players can track their progress during workouts.

Straight ahead is the indoor practice facility – which has already hosted clinics, camps, banquets and Pro Day -- with large windows and doors connecting it to two full-size natural grass practice fields outdoors. This space is also wired with the latest technology for coaching and evaluation.

Also on the main level are large spaces devoted to sports medicine, equipment fitting and storage, nutrition and rehabilitation, and around every corner are digital displays that showcase the proud tradition of Auburn football.



The sports medicine center features rehabilitation equipment, medical tables and hydrotherapy pools. The Hydroworks 2000 pool has underwater cameras and a treadmill to ensure players are rehabbing correctly; medical staffers can change resistance levels on the treadmill. The plunge pool replicates the temperature of an ice bath, just without the ice. The temperatures can be adjusted to give players a place to cool down after practice.



Woltosz Football Performance Center

The Rollins Montgomery Equipment Innovation Lab is also state-of-the-art. In the center, the Falcon Pursuit machine takes thousands of images of a player in less than a minute to determine the correct specifications for medical equipment. A 3D printer in the room can then print a brace, orthotic insert, etc., in less than an hour. Data can also be used to track player performance and fundamental body movements in practice.

All of these surround the Auburn team lounge, where each player has his own name digitally imposed on top of his space, which includes several drawers, an area to hang clothes, a laptop table, a charging station and a zero-gravity chair. The team area features couches and beanbag chairs, a videoboard that can be split into several screens, and customizable lighting.



Upstairs are position meeting rooms, more nutrition stations, the team meeting room and offices for coaches and support staff, along with a unique indoor teaching space with yard lines and hash marks on the floor where projectors splice together a life-size image of game film onto the wall to help walk through specific situations and opponent plays.

The exterior facades of the Woltosz Football Performance Center will blend in with the University architectural vernacular and provide a view of Auburn's commitment to continuing its winning football tradition. The building is designed to achieve both LEED Silver certification and Fitwel certification, which prioritizes wellness and optimizes health and well-being within a building.

This beautiful new environment provides everything a student-athlete could want in terms of comfort and efficiency for his journey through college football, preparing and training in one of the most complete and modern facilities in the sport.



Adjacent to the practice fields, the equipment locker room has a mini shower that sprays players off after practice to clean and cool down before they remove their equipment in the Plan Family Armory Locker Room, where each player locker includes a helmet dryer, shoulder pad dryer and storage compartments for personalized braces, sleeves and cleats.



2023 Alphabetical Roster

No.	Name	Pos.	Ht.	Wt.	Yr.	Hometown
22	Damari Alston	RB	5-9	209	So.	Atlanta, GA
25	Champ Anthony	CB	5-11	164	So.	Fort Worth, TX
9	Eugene Asante	LB	6-1	222	Jr.	Alexandria, VA
9	Robby Ashford	QB	6-3	218	So.	Hoover, AL
8	Austin Ausberry	S	6-0	200	RFr.	Baton Rouge, LA
18	Jackson Barkley	QB	6-2	205	So.	Marietta, GA
21	Brian Battie	RB	5-7	170	Jr.	Sarasota, FL
28	Jackson Billings	WR	5-10	187	So.	Huntsville, AL
28	Hayden Brice	Jack	6-3	239	Sr.	Jackson, MS
20	Cayden Bridges	S	6-2	221	So.	Magee, MS
53	Gunner Britton	OL	6-6	312	Sr.	Conway, SC
4	Camden Brown	WR	6-3	203	So.	Monroe, LA
15	Hank Brown	QB	6-4	201	Fr.	Nashville, TN
26	Christian Burnette	RB	5-11	189	Fr.	Mobile, AL
10	Caleb Burton III	WR	5-11	171	RFr.	Austin, TX
91	Oscar Chapman	P	6-3	204	Sr.	Adelaide, Australia
57	Harrison Clemmer	OL	6-3	268	Fr.	Birmingham, AL
23	Jeremiah Cobb	RB	5-11	191	Fr.	Montgomery, AL
20	John Colvin	QB	6-3	192	Fr.	Birmingham, AL
86	Luke Deal	TE	6-5	255	Sr.	Greenwood, SC
40	Wilky Denaud	DL	6-3	276	Fr.	Stuart, FL
37	Rod Elston	CB	5-9	192	So.	Anniston, AL
33	Camden Etheredge	TE	6-0	219	RFr.	Leeds, AL
5	Jay Fair	WR	5-10	186	So.	Rockwall, TX
13	Rivaldo Fairweather	TE	6-4	251	Jr.	Lauderhill, FL
15	Keldric Faulk	Jack	6-6	288	Fr.	Highland Home, AL
87	Brandon Frazier	TE	6-7	267	Sr.	McKinney, TX
93	Joe Frazier Jr.	DL	5-11	272	RFr.	Auburn, AL
85	Tyler Fromm	TE	6-5	241	Sr.	Warner Robins, GA
12	Holden Geriner	QB	6-3	212	RFr.	Savannah, GA
14	Marquise Gilbert	S	6-2	186	Jr.	Daytona Beach, FL
42	Coleman Granberry	LB	5-11	205	Fr.	Auburn, AL
56	E.J. Harris	OL	6-5	331	RFr.	Auburn, AL
50	Marcus Harris	DL	6-3	295	Sr.	Montgomery, AL
20	JC Hart	CB	6-2	195	Fr.	Loachapoka, AL
47	Grant Hidalgo	TE	6-5	245	So.	Orlando, FL
24	Colton Hood	CB	5-11	183	Fr.	Conyers, GA
11	Shane Hooks	WR	6-4	191	Sr.	Orlando, FL
61	Reed Hughes	LS	6-1	232	So.	Conway, AR
26	Tony Hunley Jr.	CB	5-9	180	So.	Anniston, AL
27	Jarquez Hunter	RB	5-10	212	Jr.	Philadelphia, MS
50	Jalil Irvin	OL	6-3	319	Sr.	Stone Mountain, GA
44	Sean Jackson	RB	5-9	236	So.	Trussville, AL
4	D.J. James	CB	6-1	164	Sr.	Mobile, AL
29	C.J. Johnson	S	6-2	202	Fr.	Houston, TX
6	Ja'Varius Johnson	WR	5-10	167	Sr.	Trussville, AL
92	Lawrence Johnson	DL	6-2	310	Sr.	Fort Wayne, IN
16	Malcolm Johnson Jr.	WR	6-1	193	Jr.	Bryans Road, MD
56	Stephen Johnson	DL	6-3	337	Fr.	Fayetteville, GA
54	Tate Johnson	OL	6-4	302	Jr.	LaGrange, GA
79	Tyler Johnson	OL	6-6	304	Fr.	Natchitoches, LA
89	Whit Johnson	WR	5-11	178	RFr.	Centre, AL
55	Bradyn Joiner	OL	6-2	334	Fr.	Anniston, AL
66	Avery Jones	OL	6-4	307	Sr.	Havelock, NC
99	Jayson Jones	DL	6-6	338	Jr.	Calera, AL
35	Justin Jones	RB	6-1	206	Jr.	Bessemer, AL
5	Donovan Kaufman	S	5-10	204	Jr.	New Orleans, LA
19	Omari Kelly	WR	6-0	178	So.	Trussville, AL
12	Austin Keys	LB	6-2	233	Jr.	Taylorville, MS
82	Jake Kruse	WR	5-10	182	RFr.	Helena, AL
74	Garner Langlo	OL	6-6	297	So.	Inverness, FL
3	Kayin Lee	CB	5-11	181	Fr.	Ellenwood, GA
46	Jake Levant	LB	6-1	232	Jr.	Vestavia Hills, AL
75	Connor Lew	OL	6-3	290	Fr.	Kennesaw, GA
16	Terrance Love	S	6-2	211	Fr.	Atlanta, GA
8	Nick Mardner	WR	6-6	206	Sr.	Oakville, ON

No.	Name	Pos.	Ht.	Wt.	Yr.	Hometown
32	Trent Mason	WR	6-1	190	Sr.	Lakeland, FL
11	Elijah McAllister	Jack	6-6	271	Sr.	Asbury Park, NJ
47	Mac McClintone	S	5-8	181	RFr.	Montgomery, AL
93	Evan McGuire	K	6-5	224	So.	Alabaster, AL
35	Jalen McLeod	Jack	6-1	237	Jr.	Washington, DC
38	Alex McPherson	K	5-9	154	RFr.	Fort Payne, AL
39	Marshall Meyers	K	5-7	215	So.	Opelika, AL
72	Izavion Miller	OL	6-5	318	Jr.	Memphis, TN
0	Koy Moore	WR	6-1	198	Jr.	Kenner, LA
63	Jaden Muskrat	OL	6-3	302	Jr.	Berryhill, OK
33	Mosiah Nasili-Kite	DL	6-2	285	Sr.	Pittsburg, CA
30	Larry Nixon III	LB	6-1	231	Sr.	Fort Worth, TX
94	Godwin Owolabi	DL	6-2	320	So.	Tuskegee, AL
17	Sawyer Pate	QB	6-1	219	So.	Alabaster, AL
1	Nehemiah Pritchett	CB	6-1	184	Sr.	Jackson, AL
10	Zion Puckett	S	6-0	226	Sr.	Griffin, GA
67	Jacob Quattlebaum	LS	6-1	234	Sr.	Enterprise, AL
36	Luke Reebals	RB	5-11	191	RFr.	Birmingham, AL
45	Darron Reed Jr.	DL	6-3	295	Fr.	Columbus, GA
23	J.D. Rhym	CB	6-1	178	So.	Valdosta, GA
78	Evan Richards	OL	6-4	306	RFr.	Cullman, AL
68	Mason Richards	OL	6-2	301	RFr.	Cullman, AL
43	John Martin Richter	Jack	6-2	215	Fr.	Vestavia Hills, AL
13	Cam Riley	LB	6-5	242	Jr.	Evergreen, AL
84	Micah Riley-Ducker	TE	6-5	247	RFr.	Omaha, NE
52	Justin Rogers	DL	6-3	346	Jr.	Detroit, MI
37	Gabriel Russo	P/K	6-0	223	Fr.	Montgomery, AL
6	Keionte Scott	CB	6-0	188	Jr.	San Diego, CA
27	Tyler Scott	CB	6-1	193	Fr.	Austell, GA
14	Jyaire Shorter	WR	6-2	209	Sr.	Cordele, GA
36	Jaylin Simpson	CB	6-1	178	Sr.	Brunswick, GA
18	Stephen Sings V	Jack	6-3	255	Jr.	Charlotte, NC
90	Enyce Sledge	DL	6-2	311	RFr.	Monroe, LA
19	Sylvester Smith	S	5-11	186	Fr.	Munford, AL
39	Griffin Speaks	S	5-11	188	Jr.	Auburn, AL
83	Colby Stafford	WR	5-11	179	RFr.	Mobile, AL
32	Wesley Steiner	LB	6-0	245	Sr.	Warner Robins, GA
62	Kam Stutts	OL	6-5	343	Sr.	Killen, AL
38	Paul Thompson Jr.	S	6-0	193	RFr.	Hoover, AL
1	Payton Thorne	QB	6-2	203	Jr.	Naperville, IL
80	Will Upton	WR	5-9	177	Fr.	Jackson, MS
42	Kyle Vaccarella	LS	6-3	229	So.	Fairfield, CT
52	Dillon Wade	OL	6-3	307	Jr.	Houston, TX
96	Garrison Walker	DL	6-1	296	Jr.	Toccoa, GA
91	Zykeivous Walker	DL	6-4	294	Jr.	Ellaville, GA
76	Clay Wedin	OL	6-5	307	Fr.	Valrico, FL
22	Brenton Williams	Jack	6-3	262	Fr.	Opelika, AL
21	Caleb Wooden	S	6-1	188	So.	Lawrenceville, GA
17	Robert Woodyard Jr.	LB	6-0	234	RFr.	Mobile, AL
77	Jeremiah Wright	OL	6-5	338	Jr.	Selma, AL

PRONUNCIATION GUIDE

No.	Name	Pronunciation	No.	Name	Pronunciation
22	DAMARI Alston	dah-MARR-ree	38	Alex McPHERSON	mc-FEAR-son
9	Eugene ASANTE	ah-SOHN-tee	72	IZAVION Miller	eye-ZAY-vee-yon
21	Brian BATTIE	BAT-TEE	33	MOSIAH NASILI-KITE	
40	Wilkie DENAUD	deh-NOD		Moe-SIGH-uh NAH-see-lee KEE-tay	
12	Holden GERINER	GARE-inn-ur	94	Godwin OWOLABI	Oh-woe-LOB-ee
14	MARQUISE Gilbert	mar-KEESE	23	J.D. RHYM	rim
27	JARQUEZ Hunter	jar-QUEZZ	14	JYAIRES Shorter	Jai-ear
6	JA'VARRIUS Johnson	jah-VARR-ree-us	90	ENYCE Sledge	en-EE-chee
82	Jake KRUSE	kru-SEE	42	Kyle VACCARELLA	VACK-ah-rel-ah
3	KAYIN Lee	KAY-enn	91	ZYKEIVOUS Walker	zy-kee-vee-us
46	Jake LEVANT	leh-VANT	76	Clay WEDIN	WEE-din
35	Jalen McLEOD	mc-CLOUD			

2023 Numerical Roster

No.	Name	Pos.	Ht.	Wt.	Yr.	Hometown	No.	Name	Pos.	Ht.	Wt.	Yr.	Hometown
0	Koy Moore	WR	6-1	198	Jr.	Kenner, LA	35	Justin Jones	RB	6-1	206	Jr.	Bessemer, AL
1	Payton Thorne	QB	6-2	203	Jr.	Naperville, IL	35	Jalen McLeod	Jack	6-1	237	Jr.	Washington, DC
1	Nehemiah Pritchett	CB	6-1	184	Sr.	Jackson, AL	36	Luke Reebals	RB	5-11	191	RFr.	Birmingham, AL
3	Kayin Lee	CB	5-11	181	Fr.	Ellenwood, GA	36	Jaylin Simpson	CB	6-1	178	Sr.	Brunswick, GA
4	Camden Brown	WR	6-3	203	So.	Monroe, LA	37	Gabriel Russo	P/K	6-0	223	Fr.	Montgomery, AL
4	D.J. James	CB	6-1	164	Sr.	Mobile, AL	37	Rod Elston	CB	5-9	192	So.	Anniston, AL
5	Jay Fair	WR	5-10	186	So.	Rockwall, TX	38	Alex McPherson	K	5-9	154	RFr.	Fort Payne, AL
5	Donovan Kaufman	S	5-10	204	Jr.	New Orleans, LA	38	Paul Thompson Jr.	S	6-0	193	RFr.	Hoover, AL
6	Ja'Varrius Johnson	WR	5-10	167	Sr.	Trussville, AL	39	Marshall Meyers	K	5-7	215	So.	Opelika, AL
6	Keionte Scott	CB	6-0	188	Jr.	San Diego, CA	39	Griffin Speaks	S	5-11	188	Jr.	Auburn, AL
8	Nick Mardner	WR	6-6	206	Sr.	Oakville, ON	40	Wilky Denaud	DL	6-3	276	Fr.	Stuart, FL
8	Austin Ausberry	S	6-0	200	RFr.	Baton Rouge, LA	42	Kyle Vaccarella	LS	6-3	229	So.	Fairfield, CT
9	Robby Ashford	QB	6-3	218	So.	Hoover, VA	42	Coleman Granberry	LB	5-11	205	Fr.	Auburn, AL
9	Eugene Asante	LB	6-1	222	Jr.	Alexandria, VA	43	John Martin Richter	Jack	6-2	215	Fr.	Vestavia Hills, AL
10	Caleb Burton III	WR	5-11	171	RFr.	Austin, TX	44	Sean Jackson	RB	5-9	236	So.	Trussville, AL
10	Zion Puckett	S	6-0	226	Sr.	Griffin, GA	45	Darron Reed Jr.	DL	6-3	295	Fr.	Columbus, GA
11	Shane Hooks	WR	6-4	191	Sr.	Orlando, FL	46	Jake Levant	LB	6-1	232	Jr.	Vestavia Hills, AL
11	Elijah McAllister	Jack	6-6	271	Sr.	Asbury Park, NJ	47	Grant Hidalgo	TE	6-5	245	So.	Orlando, FL
12	Holden Geriner	QB	6-3	212	RFr.	Savannah, GA	47	Mac McClinton	S	5-8	181	RFr.	Montgomery, AL
12	Austin Keys	LB	6-2	233	Jr.	Taylorville, MS	50	Jalil Irvin	OL	6-3	319	Sr.	Stone Mountain, GA
13	Rivaldo Fairweather	TE	6-4	251	Jr.	Lauderhill, FL	50	Marcus Harris	DL	6-3	295	Sr.	Montgomery, AL
13	Cam Riley	LB	6-5	242	Jr.	Evergreen, AL	52	Dillon Wade	OL	6-3	307	Jr.	Houston, TX
14	Jyaire Shorter	WR	6-2	209	Sr.	Cordele, GA	52	Justin Rogers	DL	6-3	346	Jr.	Detroit, MI
14	Marquise Gilbert	S	6-2	186	Jr.	Daytona Beach, FL	53	Gunner Britton	OL	6-6	312	Sr.	Conway, SC
15	Hank Brown	QB	6-4	201	Fr.	Nashville, TN	54	Tate Johnson	OL	6-4	302	Jr.	LaGrange, GA
15	Keldric Faulk	Jack	6-6	288	Fr.	Highland Home, AL	55	Bradyn Joiner	OL	6-2	334	Fr.	Anniston, AL
16	Malcolm Johnson Jr.	WR	6-1	193	Jr.	Bryans Road, MD	56	E.J. Harris	OL	6-5	331	RFr.	Auburn, AL
16	Terrance Love	S	6-2	211	Fr.	Atlanta, GA	56	Stephen Johnson	DL	6-3	337	Fr.	Fayetteville, GA
17	Sawyer Pate	QB	6-1	219	So.	Alabaster, AL	57	Harrison Clemmer	OL	6-3	268	Fr.	Birmingham, AL
17	Robert Woodyard Jr.	LB	6-0	234	RFr.	Mobile, AL	61	Reed Hughes	LS	6-1	232	So.	Conway, AR
18	Jackson Barkley	QB	6-2	205	So.	Marietta, GA	62	Kam Stutts	OL	6-5	343	Sr.	Killen, AL
18	Stephen Sings V	Jack	6-3	255	Jr.	Charlotte, NC	63	Jaden Muskrat	OL	6-3	302	Jr.	Berryhill, OK
19	Omari Kelly	WR	6-0	178	So.	Trussville, AL	66	Avery Jones	OL	6-4	307	Sr.	Havelock, NC
19	Sylvester Smith	S	5-11	186	Fr.	Munford, AL	67	Jacob Quattlebaum	LS	6-1	234	Sr.	Enterprise, AL
20	John Colvin	QB	6-3	192	Fr.	Birmingham, AL	68	Mason Richards	OL	6-2	301	RFr.	Cullman, AL
20	JC Hart	CB	6-2	195	Fr.	Loachapoka, AL	72	Izavion Miller	OL	6-5	318	Jr.	Memphis, TN
20	Cayden Bridges	S	6-2	221	So.	Magee, MS	74	Garner Langlo	OL	6-6	297	So.	Inverness, FL
21	Brian Battie	RB	5-7	170	Jr.	Sarasota, FL	75	Connor Lew	OL	6-3	290	Fr.	Kennesaw, GA
21	Caleb Wooden	S	6-1	188	So.	Lawrenceville, GA	76	Clay Wedin	OL	6-5	307	Fr.	Valrico, FL
22	Brenton Williams	Jack	6-3	262	Fr.	Opelika, AL	77	Jeremiah Wright	OL	6-5	338	Jr.	Selma, AL
22	Damari Alston	RB	5-9	209	So.	Atlanta, GA	78	Evan Richards	OL	6-4	306	RFr.	Cullman, AL
23	Jeremiah Cobb	RB	5-11	191	Fr.	Montgomery, AL	79	Tyler Johnson	OL	6-6	304	Fr.	Natchitoches, LA
23	J.D. Rhym	CB	6-1	178	So.	Valdosta, GA	80	Will Upton	WR	5-9	177	Fr.	Jackson, MS
24	Colton Hood	CB	5-11	183	Fr.	Conyers, GA	82	Jake Kruse	WR	5-10	182	RFr.	Helena, AL
25	Champ Anthony	CB	5-11	164	So.	Fort Worth, TX	83	Colby Stafford	WR	5-11	179	RFr.	Mobile, AL
26	Christian Burnette	RB	5-11	189	Fr.	Mobile, AL	84	Micah Riley-Ducker	TE	6-5	247	RFr.	Omaha, NE
26	Tony Hunley Jr.	CB	5-9	180	So.	Anniston, AL	85	Tyler Fromm	TE	6-5	241	Sr.	Warner Robins, GA
27	Jarquez Hunter	RB	5-10	212	Jr.	Philadelphia, MS	86	Luke Deal	TE	6-5	255	Sr.	Greenwood, SC
27	Tyler Scott	CB	6-1	193	Fr.	Austell, GA	87	Brandon Frazier	TE	6-7	267	Sr.	McKinney, TX
28	Jackson Billings	WR	5-10	187	So.	Huntsville, AL	89	Whit Johnson	WR	5-11	178	RFr.	Centre, AL
28	Hayden Brice	Jack	6-3	239	Sr.	Jackson, MS	90	Enyce Sledge	DL	6-2	311	RFr.	Monroe, LA
29	C.J. Johnson	S	6-2	202	Fr.	Houston, TX	91	Oscar Chapman	P	6-3	204	Sr.	Adelaide, Australia
30	Larry Nixon III	LB	6-1	231	Sr.	Fort Worth, TX	91	Zykeivous Walker	DL	6-4	294	Jr.	Ellaville, GA
32	Trent Mason	WR	6-1	190	Sr.	Lakeland, FL	92	Lawrence Johnson	DL	6-2	310	Sr.	Fort Wayne, IN
32	Wesley Steiner	LB	6-0	245	Sr.	Warner Robins, GA	93	Evan McGuire	K	6-5	224	So.	Alabaster, AL
33	Camden Etheredge	TE	6-0	219	RFr.	Leeds, AL	93	Joe Frazier Jr.	DL	5-11	272	RFr.	Auburn, AL
33	Mosiah Nasili-Kite	DL	6-2	285	Sr.	Pittsburg, CA	94	Godwin Owolabi	DL	6-2	320	So.	Tuskegee, AL
							96	Garrison Walker	DL	6-1	296	Jr.	Toccoa, GA
							99	Jayson Jones	DL	6-6	338	Jr.	Calera, AL

Player Bios



DAMARI ALSTON #22
RB
5-9 • 209 • So. • 1L
Atlanta, Ga. (Woodward Academy)
Business

2022: Reserve running back ... saw first college action against Mercer with 4 carries ... long gain of 35 yards vs. San Jose' State ... first start came against Western Kentucky ... SEC first-year academic honor roll

HIGH SCHOOL: Record-setting all-purpose running back who holds the Woodward Academy career rushing yards (4,195) and rushing touchdowns (62) record ... team captain for Coach John Hunt and the War Eagles to the Class 5A Region 3 title ... Rivals ranks him No. 3 nationally at his position ... top 50 recruit in the state of Georgia by 24/7 and ESPN ... PrepStar All-America ... also a track and field letterman

PERSONAL: Birthday is February 5 ... son of Lakesha and Jamaah Alston ... has four siblings: Nkosi, Tysean, Daequan and Nevaeh ... studying in the College of Business

ALSTON'S CAREER RUSHING STATS

YEAR	G/GS	NO	YDS	AVG	TD	LP/OPPONENT
2022	12/1	14	85	6.1	0	35/??

ALSTON'S CAREER GAME HIGH STATS

Rush Att	4	Mercer	9/3/22
Rush Yards	38	San Jose St	9/10/22
Rush Long	35	San Jose St	9/10/22
Receptions	1	Mercer	9/3/22
Rec. Yards	13	Mercer	9/3/22
Rec. Long	13	Mercer	9/3/22
KO returns	1	4x (last: at Alabama)	11/26/22
KO ret yards	24	at Alabama	11/26/22
KO ret long	24	at Alabama	11/26/22

ALSTON'S GAME-BY-GAME RUSHING STATS

DATE	OPPONENT	ATT	YDS	Avg	TD	TD YDS
9/3/22	MERCER	4	9	2.3	0	--
9/10/22	SAN JOSE ST	2	38	19.0	0	--
9/17/22	PENN ST	1	2	2.0	0	--
9/24/22	MISSOURI	1	1	1.0	0	--
10/1/22	LSU	0	0	0.0	0	--
10/8/22	at Georgia	0	0	0.0	0	--
10/15/22	at Ole Miss	2	14	7.0	0	--
10/29/22	ARKANSAS	2	15	7.5	0	--
11/5/22	at Mississippi State	1	7	7.0	0	--
11/12/22	TEXAS A&M	1	-1	-1.0	0	--
11/19/22	* WESTERN KENTUCKY	0	0	0.0	0	--
11/26/22	at Alabama	0	0	0.0	0	--



CHAMP ANTHONY #25
CB
5-11 • 164 • So. • JC
Fort Worth, Texas (Tyler JC)
Business

BEFORE AUBURN: Versatile junior college transfer who will add value to the secondary ... totaled 14 tackles and an interception in six games at Tyler Junior College last season ... standout defender at Trinity Leadership High, earning first team all-district recognition for Coach James Brown

PERSONAL: Given name is Chancellor ... birthday is June 12 ... son of Misty and Keon Anthony ... has two brothers, Jaylon and Phoenix, and two sisters, Keondra and McKinley ... studying in the College of Business



EUGENE ASANTE #9
LB
6-1 • 222 • Jr. • 1L
Alexandria, Va. (North Carolina)
Liberal Arts

2022: Transfer linebacker who played in first four games of season

BEFORE AUBURN: Experienced defender who makes plays at linebacker ... played three seasons at North Carolina, recording 62 tackles in 37 games ... career-best 10 tackles vs. Texas A&M (2020) ... first team all-state and all-USA Virginia at Westfield High for Coach Kyle Simmons ... Region 6D and Concorde District defensive player of year as a senior ... Concorde district offensive player of year as junior, when 15-0 Westfield won the state title ... Northern Virginia player of year ... Washington Post all-met ... also a track and field letterman

PERSONAL: Birthday is January 22 ... son of Juliana Mensah and Paul Manu ... brother Larry Asante played at Nebraska and for four NFL teams ... enjoys painting ... studying in the College of Liberal Arts

ASANTE'S CAREER DEFENSIVE STATS

YEAR	G/GS	TT	UT	AT	TFL-YDS	QBS-YDS	FF/FR	PD	I/YDS
2019 (UNC)	13	12	4	8	0.0-0	0.0-0	0/0	0	0/0
2020 (UNC)	12	27	14	13	0.5-1	0.0-0	1/0	0	0/0
2021 (UNC)	12	23	17	6	0.5-2	0.0-0	0/0	1	0/0
2022	4	1	17	7	0.5-2	0.0-0	0/0	1	0/0
Totals	41	63	35	288	1.0-3	0.0-0	0/0	1	0/0

ASANTE'S CAREER GAME HIGH STATS

Tackles	10	vs. Texas A&M	1/2/21
TFL	0.5	2x (last: at Va Tech)	9/3/21
FF	1	at Duke	11/7/20
PBU	1	Georgia State	9/11/21



ROBBY ASHFORD #9
QB
6-3 • 218 • So. • 1L
Hoover, Ala. (Oregon)
Liberal Arts

2022: Transfer quarterback who became the Auburn starter ... 123-250 passing, 1,613 yards, 7 TD for season; 709 yards rushing, 7 TD ... ranks third in all Auburn freshman passing categories and sixth among Auburn all-time freshman rushers ... started the season No. 2 on the depth chart ... 4-7 passing for 100 yards and rushed for 68 yards on 6 carries with a 49-yard long gain against Mercer ... top rusher vs. San Jose' State gaining 61 yards on 7 carries; 1-3 passing with an interception ... 10-19 passing with a 22-yard TD pass to Jarquez Hunter and an interception; also 29 yards rushing against Penn State ... first start came against Missouri, where he was 12-18 passing for 127 yard and rushed for 46 yards and a TD ... 19-38 for 337 passing yards vs. LSU, with 2 TD; also an int and a fumble ... 13-38 passing at Georgia for 165 yards, with 62-yard TD pass to Jarquez Hunter ... rushed for 35 yards and 2 scores at Ole Miss; also 8-17 passing for 140 yards, 2 int ... 24-33 passing for 285 yards and 19 carries for 87 yards vs. Arkansas, with a 9-yard TD pass to Camden Brown ... 108 rushing yards at Mississippi State with 2 TD, the first 100-yd rush game by an Auburn QB since Nick Marshall in 2014 ... 8-19 passing for 102 yards and rushed for 37 more against Western Kentucky ... 121 yards rushing

Player Bios

vs. Alabama and the first Auburn player to rush for 2 Iron Bowl TDs since Carnell Williams in 1983 ... game captain: Mississippi State ... coaches' offensive player of the week: Missouri ... team offensive player of the year

BEFORE AUBURN: Spent the 2020 and 2021 season at Oregon, but did not see game action in football; played 20 games as an outfielder in spring, 2021, for the Ducks, making 10 starts ... threw for 1,088 yards and 10 TD in six games as a senior for Coach Josh Niblett at Hoover High ... AL.com all-Birmingham ... National High School Quarterback of the Year Award watch list ... Under Armour All-American Game in football and baseball ... 2020 Polynesian Bowl ... Elite 11 top QB in Alabama ... top-ranked baseball prospect in Alabama by Perfect Game and No. 2 according to Prep Baseball Report ... as a senior, Hoover Sun All-South Metro batting .353 with 18 RBI, 15 runs scored and six stolen bases

PERSONAL: Birthday is October 1 ... son of Meloney and Robert Ashford ... has one sister, Brandi Square ... studying in the College of Liberal Arts

ASHFORD'S CAREER PASSING STATS

YEAR	G/GS	CMP	ATT	PCT	YDS	INT	TD	LP/OPPONENT
2022	12/9	123	250	49.2	1613	7	7	62/Georgia

ASHFORD'S CAREER RUSHING STATS

YEAR	G/GS	NO	YDS	AVG	TD	LP/OPPONENT
2022	12/9	153	707	4.6	7	49/Mercer

ASHFORD'S CAREER GAME HIGH STATS

Completions	24	Arkansas	10/29/22
Pass Attempts.....	38	2x (last: at Georgia)	10/8/22
Pass Long	62	at Georgia	10/8/22
Pass Yards	337	LSU	10/1/22
Pass TD	2	LSU	10/1/22
Rush Attempts ...	19	Arkansas	10/29/22
Rush Yards	121	at Alabama	11/26/22
Rush Long	49	Mercer	9/3/22
Rush TD	2	3x (last: at Alabama)	11/26/22

ASHFORD'S GAME-BY-GAME PASSING STATS

DATE	OPPONENT	CMP	ATT	INT	PCT	YDS	TD	Passes
9/3/22	MERCER	4	7	0	57.1	100	--	--
9/10/22	SAN JOSE ST	1	3	1	33.3	1	--	--
9/17/22	PENN ST	10	19	1	52.6	144	22	22
9/24/22	* MISSOURI	12	18	0	66.7	127	--	--
10/1/22	* LSU	19	38	1	50.0	337	53,18	53,18
10/8/22	* at Georgia	13	38	0	34.2	15	62	62
10/15/22	* at Ole Miss	8	17	2	47.1	140	--	--
10/29/22	* ARKANSAS	24	33	0	72.7	285	9	9
11/5/22	* at Mississippi State	7	22	0	31.8	75	--	--
11/12/22	* TEXAS A&M	6	13	2	46.2	60	16	16
11/19/22	* WESTERN KENTUCKY	8	19	0	42.1	102	--	--
11/26/22	* at Alabama	11	23	0	47.8	77	20	20

ASHFORD'S GAME-BY-GAME RUSHING STATS

DATE	OPPONENT	ATT	YDS	Avg	TD	TD YDS
9/3/22	MERCER	6	68	11.3	0	--
9/10/22	SAN JOSE ST	7	61	8.7	0	--
9/17/22	PENN ST	11	29	2.6	0	--
9/24/22	* MISSOURI	15	46	3.1	1	11
10/1/22	* LSU	11	19	1.7	0	--
10/8/22	* at Georgia	9	52	5.8	0	--
10/15/22	* at Ole Miss	15	35	2.3	2	2,11
10/29/22	* ARKANSAS	19	87	4.6	0	--
11/5/22	* at Mississippi State	18	108	6.0	2	20,18
11/12/22	* TEXAS A&M	16	47	2.9	0	--
11/19/22	* WESTERN KENTUCKY	9	37	4.1	0	--
11/26/22	* at Alabama	17	121	7.1	2	24,14



AUSTIN

#8

AUSBERRY

S

6-0 • 200 • RFr. • 1L

Baton Rouge, La. (University Lab School)

Business

2022: Reserve safety ... saw first action against San Jose' State ... recorded his first tackle vs. LSU ... played in four games ... SEC first-year academic honor roll

HIGH SCHOOL: Play-making defender with elite athletic ability ... also played receiver, leading Coach Andy Martin and the Cubs to the Division II state championship title as a senior and the semifinals as a junior ... Under Armour All-America Game ... SI preseason All-America ... also a track & field letterman, helping the Cubs to the state indoor team championship ... Rivals rates him the No. 6 recruit at his position nationally ... top 20 prospect in the state of Louisiana by Rivals, ESPN, 24/7 ... graduated with a 3.6 GPA

PERSONAL: Birthday is November 8 ... son of Verge and Cheri Ausberry ... father played linebacker at LSU ... has one brother, Jaiden ... studying in the College of Business



JACKSON

#18

BARKLEY

QB

6-2 • 205 • So. • HS

Marietta, Ga. (Pope)

Business

HIGH SCHOOL: Football team captain for Coach Tab Griffin at Pope High ... also a letterman in golf and track and field ... active in the Fellowship of Christian Athletes

PERSONAL: Birthday is May 17 ... son of Robert Markley and Jackie McAfee ... has three siblings: Maddie, Jenna and Ashley ... studying in the College of Business



BRIAN

#21

BATTIE

RB

5-7 • 170 • Jr. • TR

Sarasota, Fla. (USF)

Liberal Arts

BEFORE AUBURN: Running back transfer from USF ... consensus All-America at kick returner in 2021, earning first team honors from Walter Camp, FWAA, Phil Steele, Pro Football Network, Action Network and Bleacher Report ... in 31 games played at USF, gained 1,427 yards in kick returns, including 650 yards and three scores in 2021 ... NCAA record-tying performance vs. Houston with two 100-yard kickoff returns in the game; joined Utah's Reggie Dunn (vs. Cal in 2012) as the only two players in NCAA history to post two 100-yard kickoff returns in the same game, part of three touchdowns and 236 all-purpose yards vs. Houston ... rushed for 1,842 career yards and 10 TD at USF, including 1,186 yards in 2022 ... seven 100-yard rushing games in 2022 (nine career) ... second team all-AAC ... played for Coach Spencer Hodges at Sarasota High his senior season after originally playing for Sarasota as a sophomore ... played for Braden River High as a junior and freshman ... rushed for 4,542 yards and 62 touchdowns in his final three prep seasons ... as a senior, rushed for 1,182 yards and 15 touchdowns in nine games ... as a junior, ran for 2,133 yards (seventh among Florida backs at all levels) on 249 carries (8.6 ypc) at Braden River

Player Bios

PERSONAL: Birthday is September 27, 2001 ... son of Tommie Battie III and Adriene Battie ... has three siblings: Tommie IV, Sydnie and Adriana ... enjoys fishing and target shooting ... studying in the College of Liberal Arts

BATTIE'S CAREER RUSHING STATS

YEAR	G/GS	NO	YDS	AVG	TD	LP/OPPONENT
2020 (USF)	7/0	46	332	7.2	1	31/Houston
2021 (USF)	12/1	58	324	5.6	1	42/Florida A&M
2022 (USF)	12/12	176	1186	6.7	8	68/UCF
Totals	31/13	280	1842	6.6	10	68/UCF

BATTIE'S CAREER RECEIVING STATS

YEAR	G/GS	NO	YDS	AVG	TD	LP/OPPONENT
2021 (USF)	7/0	4	35	8.8	0	16/Houston
2021 (USF)	12/1	7	67	9.6	0	20/NC State
2022 (USF)	12/12	14	91	6.5	0	31/Houston
Totals	31/13	25	193	7.7	0	31/Houston

BATTIE'S CAREER KICK RETURN STATS

YEAR	G/GS	KR	YDS	AVG	TD	LP/OPPONENT
2021 (USF)	7/0	6	118	19.7	0	31/UCF
2021 (USF)	12/1	20	650	32.5	3	100/Houston
2022 (USF)	12/12	33	659	20.0	0	48/Temple
Totals	31/13	59	1427	24.2	3	100/Houston



**JACKSON
BILLINGS** #28
WR
5-10 • 187 • So. • 1L
Huntsville, Ala. (Westminster Christian)
Business

2022: Did not see game action at receiver ... SEC academic honor roll

2021: Saw his first game action ... SEC academic honor roll and AD Honor Roll

2020: Did not see game action ... SEC first-year academic honor roll

HIGH SCHOOL: A finalist for the Class 3A Back of the Year playing for Coach Louis LeBlanc at Westminster Christian Academy ... 4,567 career yards gained with 53 TD scored ... Class 3A Region 8 MVP for 2019 ... set school records for receptions in a season (70) and career (151) ... all-state and all-Huntsville as a junior and senior ... three-time all-region selection ... also a baseball letterman ... active with Bible study and mission trips

PERSONAL: Birthday is November 12 ... son of Julian and Amy Billings ... has two brothers, Grant and Charlie ... father is an Auburn graduate and great uncle Thomas McGehee played football at Auburn and won the 1982 Walter Gilbert Award ... studying in the College of Business ... Chi Alpha Sigma national student-athlete honorary



**HAYDEN
BRICE** #28
Jack
6-3 • 239 • Sr. • 1L
Jackson, Miss. (NE Mississippi CC)
Human Sciences

2022: Saw first game action against Western Kentucky ... assisted tackle at Alabama

2021: Did not see game action at tight end ... moved to edge rusher after the season

2020: Did not see game action at tight end

BEFORE AUBURN: Played at Pearl River (Miss.) and Northeast Mississippi Community Colleges ... prepped at St. Joseph Catholic School, playing for Coach Todd Lott ... 2,096 all-purpose yards and 1,023 rushing yards ... Mississippi player of the week ... also involved with basketball, swimming and track and field teams ... Latin Club and Chess Club

PERSONAL: Birthday is February 9, 2000 ... son of Jon and Heather Brice ... has two siblings, Kahlil and Gavin ... August, 2023, graduate of the College of Business ... studying in the College of Human Sciences



**CAYDEN
BRIDGES** #20
S
6-2 • 221 • So. • 2L
Magee, Miss. (Magee)
Liberal Arts

2022: Backup safety ... tackle against both Mercer and San Jose' State ... 3 tackles against Penn State ... made first start against Missouri, recording 2 tackles ... 5 tackles at Mississippi State ... 4 tackles, PBU vs. Texas A&M

2021: Reserve safety ... first action came against Texas A&M ... played in three games on special teams

HIGH SCHOOL: Two-sport contributor from a championship program ... first team Class 3A all-state for Coach Teddy Dyess at Magee High ... recorded 52 tackles, 6 TFL, 4 INT and caught 44 passes for 606 yards and seven TD as a senior, helping the Trojans to an 11-0 record and the state title ... all-Division 8-3A ... Bernard Blackwell North-South All-Star Game ... 24/7 ranks him among the top 40 overall prospects in Mississippi ... second team all-state in baseball

PERSONAL: Birthday is November 14 ... son of Karla Jones ... has five siblings: Koyasha, Laylia, Jacoby, Luliyana, Zaniya ... studying in the College of Liberal Arts

BRIDGES' CAREER DEFENSIVE STATS

YEAR	G/GS	TT	UT	AT	TFL-YDS	QBS-YDS	FF/FR	PD	I/YDS
2022	12/2	19	12	7	0.0-0	0.0-0	0/1	1	0/0

BRIDGES' CAREER GAME HIGH STATS

Tackles.....	5	at Mississippi St	11/5/22
FR	1	Missouri	9/24/22
PBU	1	Texas A&M	11/12/22

BRIDGES' GAME-BY-GAME DEFENSIVE STATS

DATE	OPPONENT	TT	UT	AT	PBU	INT-Yds
9/3/22	MERCER	1	1	0	0	0-0
9/10/22	SAN JOSE ST	1	1	0	0	0-0
9/17/22	PENN ST	3	2	1	0	0-0
9/24/22	* MISSOURI	2	0	2	0	0-0
10/1/22	LSU	1	0	1	0	0-0
10/8/22	at Georgia	1	1	0	0	0-0
10/15/22	at Ole Miss	1	1	0	0	0-0
10/29/22	ARKANSAS	0	0	0	0	0-0
11/5/22	at Mississippi State	5	3	2	0	0-0
11/12/22	* TEXAS A&M	4	3	1	1	0-0
11/19/22	WESTERN KENTUCKY	0	0	0	0	0-0
11/26/22	at Alabama	0	0	0	0	0-0

Player Bios



GUNNER BRITTON #53 OL
6-6 • 312 • Sr. • TR
Conway, S.C. (Western Kentucky)
Liberal Arts

BEFORE AUBURN: Offensive tackle graduate transfer from Western Kentucky ... made 18 career starts at WKU from 2019-22, playing in 51 games ... started all games during 2022 campaign, playing left and right tackle ... blocked an extra point at Arkansas in 2019 ... redshirted in 2018 ... team captain for Coach Chuck Jordan at Conway High ... 2017 Shrine Bowl all-star game ... two-year all-state selection for the Tigers ... honor roll student ... also a baseball letterman

PERSONAL: Birthday is February 29 ... son of John and Dina Britton ... has two brothers, John Henry and Will ... received his bachelor's degree in sport management from Western Kentucky in May, 2021 ... studying in the College of Liberal Arts



CAMDEN BROWN #4 WR
6-3 • 203 • So. • 1L
Monroe, La. (St. Thomas Aquinas)
Business

2022: True freshman in the receiver rotation ... 2 catches for 8 yards against Missouri ... first career TD was an 18-yard catch from Ashford vs. LSU ... 9-yard TD catch and 49-yard reception vs. Arkansas ... first start came at Mississippi State ... SEC first-year academic honor roll

HIGH SCHOOL: Long wide receiver who helped St. Thomas Aquinas High in Ft. Lauderdale capture its third straight Florida state title. ... 24 catches for 483 yards and 9 touchdowns as a senior for Coach Roger Harriott, helping the Raiders advance to the Florida state Class 7A title ... also a track & field letterman ... rated among the top 90 overall recruiting prospects in the state of Florida by ON3, Rivals, 24/7 and ESPN ... played basketball as a freshman

PERSONAL: Grew up in Monroe, La. ... birthday is May 6 ... son of Deionne Honeycutt and Alander Brown ... father played football at ULM ... one of four siblings: Jordan, Brianna and the late Kazen Storm Brown ... loves to work out ... studying in the College of Business

BROWN'S CAREER RECEIVING STATS

YEAR	G/GS	NO	YDS	AVG	TD	LP/OPPONENT
2022	12/1	9	123	13.7	2	49/Arkansas

BROWN'S CAREER GAME HIGH STATS

Receptions	4	Arkansas	10/29/22
Rec. Yards	83	Arkansas	10/29/22
Rec. Long	49	Arkansas	10/29/22
Rec. TD	1	2x (last: Arkansas)	10/29/22

BROWN'S GAME-BY-GAME RECEPTIONS

DATE	OPPONENT	REC	YDS	Avg	TD	TD YDS
9/3/22	MERCER	0	0	0.0	0	--
9/10/22	SAN JOSE ST	0	0	0.0	0	--
9/17/22	PENN ST	0	0	0.0	0	--
9/24/22	MISSOURI	2	8	4.0	0	--
10/1/22	LSU	1	18	18.0	1	18
10/8/22	at Georgia	0	0	0.0	0	--
10/15/22	at Ole Miss	0	0	0.0	0	--
10/29/22	ARKANSAS	4	83	20.8	1	9
11/5/22	* at Mississippi State	2	14	7.0	0	--
11/12/22	TEXAS A&M	0	0	0.0	0	--
11/19/22	WESTERN KENTUCKY	0	0	0.0	0	--
11/26/22	at Alabama	0	0	0.0	0	--



HANK BROWN #15 QB
6-4 • 201 • Fr. • HS
Nashville, Tenn. (Lipscomb Academy)
Business

HIGH SCHOOL: Record-setting quarterback from a championship program ... led the Lipscomb Academy Mustangs to a perfect 13-0 record and the 2022 Tennessee D2-AA state championship under Coach Trent Dilfer ... passed for 3,264 yards, 47 touchdowns (fifth in Tennessee state history) and a 73.3 completion percentage as a senior ... all-state honoree ... also an all-region basketball player ... National Honor Society

PERSONAL: Birthday is March 30 ... son of Eric and Lesley Brown ... father was a three-time All-American and 1997 national champion in soccer at Wheaton College ... has four siblings: Parker (played football at UTC), Maryn, Danny and Brooks ... studying in the College of Business



CHRISTIAN BURNETTE #26 RB
5-11 • 189 • Fr. • HS
Mobile, Ala. (Faith Academy)
Education

HIGH SCHOOL: All-state running back for Coach Jack French at Faith Academy ... rushed for more than 2,600 yards with 600+ receiving yards, scoring 50 touchdowns ... also a baseball letterman ... National Honor Society, Kappa League honoree, student government association

PERSONAL: Birthday is November 23 ... son of Cynthia and Shedrian Burnette ... has two siblings, Shedriana and Deishun ... studying in the College of Education



CALEB BURTON III #10 WR
5-11 • 171 • RFr. • TR
Nashville, Tenn. (Ohio State)
Liberal Arts

BEFORE AUBURN: Transfer receiver from Ohio State ... did not see action for the Buckeyes in 2022 ... caught 82 passes for 1,515 yards and 18 touchdowns during his freshman and sophomore seasons at Del Valle High School before missing his junior year with a knee injury ... finished high school career at Lake Travis High for Coach Hank Carter ... had 49 catches for 845 yards and 15 scores as a senior for the Cavaliers ... nation's No. 7-ranked WR prospect by 24/7 ... Austin American-Statesman Fabulous 55 ... also a basketball letterman

PERSONAL: Birthday is November 13 ... son of Charles and Nicole Burton ... father played at Syracuse and in NFL Europe ... has one sister, Heaven (played softball at Texas Tech) ... studying in the College of Liberal Arts

Player Bios



OSCAR #91
CHAPMAN P
 6-3 • 204 • Sr. • 3L
 Adelaide, South Australia (Prince Alfred)
 Business

2022: Third-year starter as a punter ... Ray Guy Award semifinalist ... 43.9-yard average on 57 kicks for the season to rank fourth in the SEC ... had 12 punts of 50+ yards ... 9 punts for 44.7-yd avg at Georgia ... Ray Guy Award Ray's 8: Missouri, LSU, Ole Miss ... coaches' special teams player of week: San Jose' State, Missouri ... CSC academic all-district ... SEC academic honor roll ... Auburn special teams player of the year ... Phil Steele 4th team all-SEC

2021: Starting punter who ranked second in the SEC ... 44.1 average on 57 kicks for the season, with 23 inside the 20 ... two 57-yard punts against Arkansas ... 65-yard kick vs. Ole Miss was a season long; 56.0 average on 3 punts ... 7 punts at Texas A&M ... 10 punts against Alabama, averaging 42.7 yards per kick with a long of 57 ... game captain (Arkansas) ... PFF College all-SEC 2nd team ... Phil Steele All-SEC 3rd team ... SEC academic honor roll and AD Honor Roll

2020: Punter who arrived from Australia in August ... averaged 41.1 yards on 28 punts this season ... first action came against Kentucky ... averaged 41.8 yds per punt at Ole Miss, with two inside the 20 ... 6 punts at Mississippi State, with two inside 20 ... SEC first-year academic honor roll

BEFORE AUBURN: graduate of Prince Alfred College, where he won school honors and colors in Australian rules football ... Prince Alfred won the prestigious School Knockout Cup

PERSONAL: Birthday is March 28 ... son of David and Michelle Chapman ... has two siblings, Hugo and Bonnie ... studying in the College of Business

CHAPMAN'S CAREER PUNTING STATS

YEAR	G	NO	YDS	AVG	TB	FC	I20	50+	LP/OPPONENT
2020	9	28	1150	41.1	3	14	9	1	67/Northwestern
2021	13	57	2515	44.1	5	28	23	12	65/Ole Miss
2022	12	57	2494	43.8	2	30	18	12	61/Missouri
Total	34	142	6159	43.4	10	72	50	25	67/Northwestern

CHAPMAN'S CAREER GAME HIGH STATS

Punts	10	Alabama	11/27/21
Punt Long	67	vs Northwestern	1/1/21
Punt Avg	56.0	vs Ole Miss	10/30/21
Inside 20	4	2x (last: Alabama)	11/27/21

CHAPMAN'S GAME-BY-GAME PUNTING STATS

DATE	OPPONENT	NO	YDS	AVG	IN20	Long	
9/26/20	KENTUCKY	2	86	43.0	1	45	
10/3/20	at Georgia	3	114	38.0	1	40	
10/10/20	ARKANSAS	DID NOT PLAY					
10/17/20	at South Carolina	DID NOT PLAY					
10/24/20	at Ole Miss	4	165	41.2	1	47	
10/31/20	LSU	2	78	39.0	0	40	
11/21/20	TENNESSEE	2	73	36.5	0	40	
11/28/20	at Alabama	1	39	39.0	0	39	
12/5/20	TEXAS A&M	3	129	43.0	0	45	
12/12/20	at Mississippi State	6	227	37.8	2	47	
1/1/21	vs. Northwestern (Citrus)	5	237	47.4	3	67	

DATE	OPPONENT	NO	YDS	AVG	IN20	Long
9/4/21	AKRON	2	63	31.5	0	41
9/11/21	ALABAMA STATE	1	47	47.0	1	47
9/18/21	at Penn State	5	194	48.5	2	53
9/25/21	GEORGIA STATE	5	232	46.4	2	50
10/2/21	at LSU	3	119	39.7	1	44
10/9/21	GEORGIA	6	276	46.0	1	52
10/16/21	at Arkansas	4	191	47.8	1	57
10/30/21	OLE MISS	3	168	56.0	1	65
11/6/21	at Texas A&M	7	320	45.7	4	63
11/13/21	MISSISSIPPI STATE	2	91	45.5	1	52
11/20/21	at South Carolina	4	157	39.2	2	45
11/27/21	ALABAMA	10	427	42.7	4	57
12/28/21	vs. Houston (Birmingham)	6	230	38.3	3	48

DATE	OPPONENT	NO	YDS	AVG	IN20	Long
9/3/22	MERCER	1	29	29.0	1	29
9/10/22	SAN JOSE ST	3	130	43.3	1	46
9/17/22	PENN ST	3	126	42.0	0	46
9/24/22	MISSOURI	8	367	45.9	3	61
10/1/22	LSU	4	185	46.2	2	50
10/8/22	at Georgia	9	402	44.7	0	56
10/15/22	at Ole Miss	3	148	49.3	1	57
10/29/22	ARKANSAS	5	206	41.2	3	55
11/5/22	at Mississippi State	7	308	44.0	1	51
11/12/22	TEXAS A&M	5	221	44.2	3	58
11/19/22	WESTERN KENTUCKY	5	207	41.4	2	46
11/26/22	at Alabama	4	165	41.2	1	45



HARRISON #57
CLEMMER OL
 6-3 • 268 • Fr. • HS
 Birmingham, Ala. (Briarwood Christian)
 Business

HIGH SCHOOL: Lineman of the year for Coach Matthew Forester at Briarwood Christian ... earned all-state, all-south metro and all-county honors for the Lions

PERSONAL: Birthday is June 3 ... son of Jimmy and Patricia Clemmer ... has one sister, Kaitlin ... father and uncle Hal Clemmer played football at Auburn ... uncle Michael Clemmer played at North Carolina ... enjoys hunting and fishing ... studying in the College of Business



JEREMIAH #23
COBB RB
 5-11 • 191 • Fr. • HS
 Montgomery, Ala. (Montgomery Catholic)
 Education

HIGH SCHOOL: Do-it-all back who totaled 8,059 all-purpose yards in his career ... two-time MVP for Montgomery Catholic and Coach Kirk Johnson ... led the Knights to a 13-1 record and the semifinals of the 2022 AHSAA 4A state playoffs ... ran for 6,567 yards and 75 touchdowns in 50 career games ... finished 2022 with 2,016 rushing yards and 23 rushing touchdowns ... totaled 1,192 career receiving yards and 14 receiving touchdowns ... 2022 Alabama-Mississippi All-Star Game ... No. 14 on AL.com A-List ... ASWA first team all-state ... consensus four-star recruit by On3, ESPN, Rivals and 24/7 ... rated No. 63 player and No. 2 all-purpose back in the country by Rivals ... top 20 player in Alabama by all rankings ... 24/7 and On3 rate him a top 10 running back ... also a track and field letterman ... Fever Star and Knights of the Round Table athlete of the year

PERSONAL: Birthday is October 27 ... son of Rachel Cobb ... has one sister, Ann ... likes to draw and paint ... studying in the College of Education


Player Bios



JOHN COLVIN #20
QB
 6-3 • 192 • Fr. • HS
 Birmingham, Ala. (Mountain Brook)
 Engineering

HIGH SCHOOL: Record of 25-5 as a starting quarterback for Coach Chris Yeager at Mountain Brook High ... more than 4,400 career passing yards and 50 touchdowns ... also a basketball letterman ... Spartans were Class 6A state runners-up in both basketball and football in 2022

PERSONAL: Birthday is August 12 ... son of Betsy and Peyton Colvin ... has three siblings: Tyler, Sam and Sarah ... studying in the College of Engineering



LUKE DEAL #86
TE
 6-5 • 255 • Sr. • 3L
 Greenwood, S.C. (Emerald)
 Liberal Arts

2022: Veteran tight end who played in every game ... 32-yard reception at Ole Miss was a career long ... SEC academic honor roll

2021: Reserve tight end ... also active on special teams ... saw first action of season against Akron ... 4 catches gained 19 yards at Arkansas ... 2 receptions vs. Ole Miss ... 15-yard reception at Texas A&M ... 4-yard TD catch against Mississippi State ... starter in the Birmingham Bowl ... game captain (Georgia State, South Carolina) ... SEC academic honor roll

2020: Redshirt freshman tight end ... first career start came against Arkansas ... 4-yard catch at South Carolina was first career reception ... 7-yard reception at Mississippi State ... SEC academic honor roll

2019: True freshman tight end ... saw first action against Mississippi State ... played in three games ... AD Honor Roll and SEC First-Year Academic Honor Roll

HIGH SCHOOL: Versatile athletic tight end prospect who enrolled at Auburn in January ... passed for 742 yards and eight TD as a senior, while adding 332 rushing yards and seven scores and nine receptions and one receiving TD for Coach Tim McMahon at Emerald High ... all-Lakelands team ... Shrine Bowl ... USA Today all-USA South Carolina first team ... ESPN ranks him as a four-star recruit and the No. 10 tight end nationally ... ranked among top seven prospects in South Carolina by ESPN, 24/7, Rivals ... also a basketball letterman ... National Honor Society and Beta Club member

PERSONAL: Birthday is February 14 ... son of Chris and Leah Deal ... father played college football at Lenoir-Rhyne ... has a sister, Hannah, and a brother, John ... wife's name is Ansley ... a May, 2022, graduate in political science ... doing graduate work in the College of Liberal Arts

DEAL'S CAREER RECEIVING STATS

YEAR	G/GS	NO	YDS	AVG	TD	LP/OPPONENT
2019	3/0	0	0	0.0	0	--
2020	11/1	2	11	5.5	0	7/Mississippi State
2021	13/3	9	65	7.2	1	15/Texas A&M
2022	12/8	3	34	11.3	0	32/Ole Miss
Totals	39/12	14	110	7.9	1	32/Ole Miss

DEAL'S CAREER GAME HIGH STATS

Receptions	4	at Arkansas	10/16/21
Rec. Yards	32	at Ole Miss	10/15/22
Rec. Long	32	at Ole Miss	10/15/22
Rec. TD	1	Miss St	11/13/21

DEAL'S GAME-BY-GAME RECEPTIONS

DATE	OPPONENT	REC	YDS	Avg	TD	TD YDS
9/4/21	AKRON	0	0	0.0	0	--
9/11/21	ALABAMA STATE	0	0	0.0	0	--
9/18/21	at Penn State	0	0	0.0	0	--
9/25/21	GEORGIA STATE	0	0	0.0	0	--
10/2/21	at LSU	0	0	0.0	0	--
10/9/21	GEORGIA	1	9	9.0	0	--
10/16/21	at Arkansas	4	19	4.7	0	--
10/30/21	OLE MISS	2	18	9.0	0	--
11/6/21	at Texas A&M	1	15	15.0	0	--
11/13/21	MISSISSIPPI STATE	1	4	4.0	1	4
11/20/21	at South Carolina	0	0	0.0	0	--
11/27/21	ALABAMA	0	0	0.0	0	--
12/28/21	* vs. Houston (Birmingham)	0	0	0.0	0	--

DATE	OPPONENT	REC	YDS	Avg	TD	TD YDS
9/3/22	MERCER	0	0	0.0	0	--
9/10/22	SAN JOSE ST	0	0	0.0	0	--
9/17/22	* PENN ST	0	0	0.0	0	--
9/24/22	* MISSOURI	1	1	1.0	0	--
10/1/22	LSU	0	0	0.0	0	--
10/8/22	at Georgia	0	0	0.0	0	--
10/15/22	* at Ole Miss	1	32	32.0	0	--
10/29/22	* ARKANSAS	0	0	0.0	0	--
11/5/22	* at Mississippi State	0	0	0.0	0	--
11/12/22	* TEXAS A&M	1	1	1.0	0	--
11/19/22	* WESTERN KENTUCKY	0	0	0.0	0	--
11/26/22	* at Alabama	0	0	0.0	0	--



WILKY DENAUD #40
DL
 6-3 • 276 • Fr. • HS
 Stuart, Fla. (John Carroll)
 Business

HIGH SCHOOL: Four-star prospect along the defensive line who as a senior helped the John Carroll Rams and Coach Mickey Groody to a 10-2 record while tallying 79 tackles and 5.0 sacks ... tallied 55 tackles, including 14 for loss with 3.5 sacks and an interception as a junior ... No. 32 defensive lineman in the country by Rivals ... top 80 overall prospect in Florida ... state qualifier as a junior in the shot put, placing 13th at the Florida 1A meet ... also averaged 14.8 points and 7.7 rebounds for John Carroll as a junior while helping the team to a 22-5 record and the state 3A basketball tournament

PERSONAL: Birthday is April 29 ... son of Kimberly Lincoln and Laude-Lince Denaud ... has two siblings, Jeremiah and Leona ... active in animal support group 4PawsSake ... studying in the College of Business



ROD ELSTON #37
CB
 5-9 • 192 • So. • TR
 Anniston, Ala. (Oxford)
 Business

BEFORE AUBURN: Played for Coach Keith Etheredge at Oxford High, where he earned Class 6A ASWA all-state honors as an athlete in 2020 ... also competed in basketball, baseball and track in high school

PERSONAL: Birthday is March 19 ... son of Demita Elston and Rodricus Elston ... has one sister, Destini ... attended Jacksonville State and Northeast Mississippi Community College but did not play football there before coming to Auburn ... studying in the College of Business

Player Bios



CAMDEN #33
ETHEREDGE TE
 6-0 • 219 • RFr. • SQ
 Leeds, Ala. (Auburn)
 Business

2022: Did not see game action this season ... SEC first-year academic honor roll
HIGH SCHOOL: Recorded 36 receptions for 450 yards and 13 touchdowns as a senior at Auburn High for Coach Keith Etheredge ... North-South All-Star Game ... three-time all-area and two-time all-region honoree ... earned all-state honors as a junior at Oxford (Ala.) High, where the Yellow Jackets won the Class 6A state title his sophomore season ... National Honor Society member
PERSONAL: Birthday is February 5 ... son of Keith and Allison Etheredge ... father was his high school coach ... has one sibling, McKenzie ... studying in the College of Business



JAY #5
FAIR WR
 5-10 • 186 • So. • 1L
 Rockwall, Texas (Rockwall-Heath)
 Business

2022: Played in 10 games as a true freshman ... 23-yard reception at Ole Miss ... 11-yard catch vs. Western Kentucky ... SEC first-year academic honor roll
HIGH SCHOOL: Skilled receiver with big-play potential ... recorded 46 receptions for 894 yards (19.4 avg.) and 13 touchdowns as a senior and captain for Coach Mike Spradlin and the Rockwall-Heath Hawks ... school-record 25 receiving touchdowns ... VYPE DFW public school receiver of the year ... earned first team all-District 10-6A honors as a junior ... rated among the top 60 overall prospects in the state of Texas by ESPN and 24/7 ... ESPN ranks him the No. 55 receiver recruit nationally ... also a track and field letterman ... A/B Honor Roll
PERSONAL: Birthday is August 13 ... son of Christina and Jamie Fair ... has one sibling, Cameryn ... studying in the College of Business

FAIR'S CAREER RECEIVING STATS

YEAR	G/GS	NO	YDS	AVG	TD	LP/OPPONENT
2022	10/0	2	34	17.0	0	23/Ole Miss

FAIR'S CAREER GAME HIGH STATS

Receptions	1	2x (last: Western Ky)	11/19/22
Rec. Yards	23	at Ole Miss	10/15/22
Rec. Long	23	at Ole Miss	10/15/22

FAIR'S GAME-BY-GAME RECEPTIONS

DATE	OPPONENT	REC	YDS	Avg	TD	TD YDS
9/3/22	MERCER	0	0	0.0	0	--
9/10/22	SAN JOSE ST	0	0	0.0	0	--
9/17/22	PENN ST					DID NOT PLAY
9/24/22	MISSOURI					DID NOT PLAY
10/1/22	LSU	0	0	0.0	0	--
10/8/22	at Georgia	0	0	0.0	0	--
10/15/22	at Ole Miss	1	23	23.0	0	--
10/29/22	ARKANSAS	0	0	0.0	0	--
11/5/22	at Mississippi State	0	0	0.0	0	--
11/12/22	TEXAS A&M	0	0	0.0	0	--
11/19/22	WESTERN KENTUCKY	1	11	11.0	0	--
11/26/22	at Alabama	0	0	0.0	0	--



RIVALDO #13
FAIRWEATHER TE
 6-4 • 251 • Jr. • TR
 Lauderdale, Fla. (FIU)
 Liberal Arts

BEFORE AUBURN: Transfer tight end from FIU ... 2022 preseason all-CU-SA ... 54 receptions for 838 yards and 5 touchdowns in three seasons with the Panthers ... caught 40 passes for 812 yards and 15 TD as a senior at Boyd Anderson High ... played on both sides of the ball for Coach Darion Gray ... also competed in basketball, soccer and track and field
PERSONAL: Birthday is July 19 ... son of Michelle Fairweather ... has a brother, Ronaldo, and three sisters, Roniqueca, Ronique and Crystal ... enjoys video games ... studying in the College of Liberal Arts

FAIRWEATHER'S CAREER RECEIVING STATS


YEAR	G/GS	NO	YDS	AVG	TD	LP/OPPONENT
2020	5/0	10	165	16.5	1	67/FAU
2021	9/5	16	247	15.4	1	41/Marshall
2022	12/7	28	426	15.2	0	75/MTSU
Total	26/12	54	838	15.5	2	75/MTSU



KELDRIC #15
FAULK Jack
 6-6 • 288 • Fr. • HS
 Highland Home, Ala. (Highland Home)
 Education

HIGH SCHOOL: Athletic, long pass rusher who is best off the edge ... played for Highland Home High and Coach Will Pouncey ... led the Flying Squadron to a 13-2 overall record and the semifinals of the 2022 AHSAA 2A state playoffs ... East team in 2023 All-American Bowl ... 2022 Alabama-Mississippi All-Star Game ... ASWA first team all-state ... consensus four-star recruit ... rated as high as the No. 79 player in the country by Rivals ... consensus top 15 player in Alabama by On3, ESPN, Rivals and 24/7 ... top 15 defensive lineman by Rivals, On3 and 24/7 ... also a basketball letterman

PERSONAL: Birthday is September 7 ... son of Lakendral Barnes ... has a brother, Jakaleb, and a sister, Erica ... enjoys hunting and fishing ... studying in the College of Education



BRANDON #87
FRAZIER TE
 6-7 • 267 • Sr. • 3L
 McKinney, Texas (McKinney)
 Business

2022: Reserve tight end ... 7-yard reception vs. San Jose' State ... 12-yard reception vs. Western Kentucky ... SEC academic honor roll
2021: Part of a talented tight end corps ... played in 11 games this season ... SEC academic honor roll ... AD Honor Roll
2020: True freshman tight end ... saw first action against Tennessee ... first catch was a 6-yard gain at Mississippi State ... 7-yard reception in Citrus Bowl ... SEC first-year academic honor roll

Player Bios

HIGH SCHOOL: Sizeable tight end target with great productivity ... 40 receptions for 879 yards and seven scores as a senior leading Coach Mike Fecci's Bulldogs to the district championship ... District 7-5A first team all-district ... 37 catches for 513 yards and five TD as a junior ... SportsDayHS Top 50 ... also the district MVP in basketball and first team all-county ... rated among the top 25 tight end prospects nationally by ESPN, Rivals and 247 ... honor roll student active in the Pals Program to help special needs students

PERSONAL: Birthday is August 14 ... son of Justin and Jennifer Frazier ... mom and dad both played basketball at Abilene Christian and grandfather played football at Wyoming ... has two brothers, Zach (plays football at Oklahoma Baptist) and Dylan (plays at SMU) ... studying in the College of Business

FRAZIER'S CAREER RECEIVING STATS

YEAR	G/GS	NO	YDS	AVG	TD	LP/OPPONENT
2020	5/0	2	11	5.5	0	7/Mississippi State
2021	11/0	0	0	0.0	0	--
2022	12/0	2	19	9.5	0	12/Western Kentucky
Total	28/0	4	30	7.5	0	12/Western Kentucky

FRAZIER'S CAREER GAME HIGH STATS

Receptions 1	4x (last: Western Ky)	11/19/22
Rec. Yards 12	Western Kentucky	11/19/22
Rec. Long 12	Western Kentucky	11/19/22



JOE #93
FRAZIER JR. DL
 5-11 • 272 • RFr. • RS
 Auburn, Ala. (Auburn)
 Business

2022: Did not see game action this season

HIGH SCHOOL: Team captain for Coach Keith Etheredge at Auburn High while being a key contributor along the defensive line

PERSONAL: Birthday is December 4 ... son of Joe and Tangelia Frazier ... father played tailback at Auburn ... has one sibling, Jinez ... studying in the College of Business at Auburn



TYLER #85
FROMM TE
 6-5 • 241 • Sr. • 3L
 Warner Robins, Ga. (Warner Robins)
 Liberal Arts

2022: Reserve tight end ... 35-yard reception vs. LSU, a career long ... CSC academic all-district and SEC academic honor roll

2021: Reserve tight end ... also active on special teams ... saw first action of season against Akron ... first three career receptions and first touchdown on a 24-yd pass from Bo Nix at LSU ... 11-yard reception at Arkansas ... 31-yard catch vs. Ole Miss ... 3 catches for 11 yards vs. Mississippi State ... game captain (Georgia) ... SEC academic honor roll and AD Honor Roll

2020: First game action came against LSU

2019: True freshman tight end who battled injuries ... did not see game action ... AD Honor Roll and SEC First-Year Academic Honor Roll

HIGH SCHOOL: Coveted tight end prospect who enrolled at Auburn in January ... two-year starter for Coach Mike Chastain at Warner Robins High, helping the Demons to the Class 5A state championship title game All-American Bowl ... ESPN ranks him the No. 8 tight end recruit nationally ... top 40 overall prospect from state of Georgia by Rivals, 24/7 ... also a basketball letterman

PERSONAL: Birthday is December 18 ... son of Lee and Emerson Fromm ... brothers Dylan (Mercer) and Jake (Georgia) also played college football ... enjoys hunting, fishing and golf ... studying in the College of Liberal Arts ... Chi Alpha Sigma national student-athlete honor society

FROMM'S CAREER RECEIVING STATS

YEAR	G/GS	NO	YDS	AVG	TD	LP/OPPONENT
2019	0/0	0	0	0.0	0	--
2020	1/0	0	0	0.0	0	--
2021	13/2	8	93	11.6	1	31/Ole Miss
2022	12/1	3	51	17.0	0	35/LSU
Total	26/3	11	144	13.1	0	35/LSU

FROMM'S CAREER GAME HIGH STATS

Receptions 3	2x (last: Miss St)	11/13/21
Rec. Yards 40	at LSU	10/2/21
Rec. Long 35	vs. LSU	10/1/22
Rec. TDs 1	at LSU	10/2/21

FROMM'S GAME BY GAME STATS

DATE	OPPONENT	REC	YDS	Avg	TD	TD YDS
9/4/21	AKRON	0	0	0.0	0	--
9/11/21	ALABAMA STATE	0	0	0.0	0	--
9/18/21	at Penn State	0	0	0.0	0	--
9/25/21	GEORGIA STATE	0	0	0.0	0	--
10/2/21	at LSU	3	40	13.3	1	24
10/9/21	GEORGIA	0	0	0.0	0	--
10/16/21	at Arkansas	1	11	11.0	0	--
10/30/21	* OLE MISS	1	31	31.0	0	--
11/6/21	at Texas A&M	0	0	0.0	0	--
11/13/21	MISSISSIPPI STATE	3	11	3.6	0	--
11/20/21	at South Carolina	0	0	0.0	0	--
11/27/21	* ALABAMA	0	0	0.0	0	--
12/28/21	vs. Houston (Birmingham)	0	0	0.0	0	--

DATE	OPPONENT	REC	YDS	Avg	TD	TD YDS
9/3/22	MERCER	0	0	0.0	0	--
9/10/22	SAN JOSE ST	0	0	0.0	0	--
9/17/22	PENN ST	1	5	5.0	0	--
9/24/22	MISSOURI	0	0	0.0	0	--
10/1/22	LSU	1	35	35.0	0	--
10/8/22	* at Georgia	0	0	0.0	0	--
10/15/22	at Ole Miss	0	0	0.0	0	--
10/29/22	ARKANSAS	0	0	0.0	0	--
11/5/22	at Mississippi State	0	0	0.0	0	--
11/12/22	TEXAS A&M	1	11	11.0	0	--
11/19/22	WESTERN KENTUCKY	0	0	0.0	0	--
11/26/22	at Alabama	0	0	0.0	0	--



HOLDEN #12
GERINER QB
 6-3 • 212 • RFr. • 1L
 Savannah, Ga. (Benedictine Military)
 Business

2022: Backup quarterback ... saw only action of season against Missouri ... SEC first-year academic honor roll


HIGH SCHOOL: Top-rated quarterback prospect with more than 7,100 career passing yards, 71 TD for Coach Danny Britt at Benedictine ... led the Cadets to the Class 4A state title as a senior, passing for 3,377 yards, 36 TD ... MVP in the state championship game ... team captain ... graduating with a 4.0 GPA ... Atlanta TD Club player of week; WJCL Big 22 ... as a junior, earned AJC first team all-state and all-Greater Savannah honors passing for 2,770 yards, 25 TD ... ESPN lists him No. 9 at his position nationally ... among top 25 overall prospects in state of Georgia by 24/7, ESPN ... PrepStar All-America ... also a basketball letterman ... High Honor Roll

Player Bios

PERSONAL: Birthday is October 2 ... son of Janet and Richard Geriner ... has two brothers, Tripp and Carter ... enjoys hunting and fishing ... studying in the College of Business

GERINER'S CAREER PASSING STATS

YEAR	G/GS	CMP	ATT	PCT	YDS	INT	TD	LP/OPPONENT
2022	1/0	2	3	66.7	8	0	0	8/Missouri




MARQUISE GILBERT #14 S
6-2 • 186 • Jr. • TR
Daytona Beach, Fla. (Hutchinson CC)
Liberal Arts

2022: Veteran safety who provided depth in the secondary ... played in four games ... first tackle came at Mississippi State

BEFORE AUBURN: Ranked as the No. 1 junior college safety prospect in the country... recorded more than 50 tackles, 2 INT in two seasons for Coach Drew Dallas and the Salt City Bowl champion Blue Dragons at Hutchinson CC ... 2021 spring all-KJCCC honorable mention ... played in three games at Bethune-Cookman in 2019 ... all-area and second team all-state safety for Coach Travis Roland at Flagler Palm Coast High


PERSONAL: Birthday is November 27 ... son of Evangeline and Chris Gilbert ... has two brothers, Chris and Josh ... studying in the College of Liberal Arts



COLEMAN GRANBERRY #42 LB
5-11 • 205 • Fr. • HS
Auburn, Ala. (Auburn)
Architecture, Design & Construction

HIGH SCHOOL: Team captain and two-time defensive captain for Coach Keith Etheredge at Auburn High ... led team with 160 tackles, 9 TFL, 2 forced fumbles, 2 interceptions, 3 PBU, 2 touchdowns as a senior ... two-year all-state honoree ... Tigers were twice Class 7A Region 2 champions and state semifinalists ... Alabama North-South All-Star Game ... also a baseball letterman ... A/B Honor Roll

PERSONAL: Birthday is October 27 ... son of Glen and Michelle Granberry ... has one sibling, Carson ... enjoys hunting ... studying in the College of Architecture, Design and Construction




E.J. HARRIS #56 OL
6-5 • 331 • RFr. • RS
Auburn, Ala. (Auburn)
Agriculture

2022: Did not see game action this season

HIGH SCHOOL: Dominant lineman on both sides of the football with size, strength and balance ... helped the Auburn High Tigers and Coach Keith Etheredge advance to the Class 7-A regional finals with a 10-3 record ... O-A News all-area performer as a junior at Beauregard (Ala.) High, where he was also a basketball and track & field letterman ... Alabama-Mississippi All-Star Game ... ESPN, 24/7 and Rivals rank him among the top 20 overall prospects in the state of Alabama ... PrepStar All-America

PERSONAL: Birthday is October 28 ... son of Carlotta and Eston Harris ... has three siblings: Carlton, James and Keirston ... studying in the College of Agriculture



MARCUS HARRIS #50 DL
6-3 • 295 • Sr. • 2L
Montgomery, Ala. (Kansas)
Liberal Arts

2022: Returning starter at defensive tackle ... 30 tackles for season ... solo tackle against Mercer ... had career best 3 TFL, 1 sack vs. San Jose' State ... 2 tackles against Penn State ... 3 tackles, QB hurry against Missouri ... 4 solo tackles vs. LSU ... 2 tackles at Ole Miss ... 2 tackles vs. Arkansas ... 4 tackles, sack at Mississippi State ... 4 tackles, TFL at Alabama ... coaches' DL of week: San Jose' State

2021: Transfer defensive lineman ... 23 tackles for the season ... starter at defensive tackle against Akron, recording a sack ... 2 tackles vs. Alabama State ... 4 tackles, TFL at Penn State ... 2 tackles, TFL vs. Georgia State ... 2 tackles vs. Georgia ... recovered an Arkansas fumble in the endzone for a touchdown, along with 6 tackles ... TFL vs. Ole Miss ... sack, 2 TFL, 4 tackles vs. Alabama ... game captain (LSU)

BEFORE AUBURN: Started five games and played in eight for Kansas in 2020, recording 32 tackles, 7.5 TFL; played in two games in 2019 ... earned academic all-Big 12 honors ... 51 tackles, 14 TFL, 7 sacks as a senior for Coach Angelo Wheeler at Park Crossing High ... also a basketball letterman

PERSONAL: Birthday is September 27 ... son of Pamela Blocton ... has three siblings: Brittani, Malik and Abbigayle ... studying in the College of Liberal Arts

M. HARRIS' CAREER DEFENSIVE STATS

YEAR	G/GS	TT	UT	AT	TFL-YDS	QBS-YDS	FF/FR	PD	I/YDS
2019 (KU)	2/0	2	1	1	0.0-0	0.0-0	0/0	0	0/0
2020 (KU)	8/5	27	17	10	7.5-17	0.0-0	1/1	0	0/0
2021	12/12	27	16	10	6.0-20	2.0-6	0/1	0	0/0
2022	12/12	30	18	12	6.5-14	2.0-7	0/1	1	0/0
Totals	33/29	86	52	34	20.0-51	4.0-13	1/2	1	0/0

M. HARRIS' CAREER GAME HIGH STATS

Tackles.....	6	3x (last: Arkansas)	10/16/21
TFL.....	3.0	2x (last: San Jose St)	9/10/22
Sacks.....	1.0	4x (last: at Mississippi St)	11/5/22


M. HARRIS' GAME-BY-GAME DEFENSIVE STATS

DATE	OPPONENT	TT	UT	AT	TFL-Yds	QBS-Yds
9/12/20	COASTAL CAROLINA	0	0	0	0.0-0	0.0-0
9/26/20	at Baylor	0	0	0	0.0-0	0.0-0
10/3/20	OKLAHOMA STATE	3	1	2	0.0-0	0.0-0
10/17/20	* at West Virginia	6	2	4	3.0-11	0.0-0
10/24/20	* at Kansas State	4	3	1	2.5-4	0.0-0
10/31/20	* IOWA STATE	3	3	0	1.0-1	0.0-0
11/7/20	at Oklahoma	DID NOT PLAY				
11/28/20	* TCU	5	4	1	1.0-1	0.0-0
12/5/20	* at Texas Tech	6	4	2	0.0-0	0.0-0

DATE	OPPONENT	TT	UT	AT	TFL-Yds	QBS-Yds
9/4/21	* AKRON	1	1	0	1.0-2	1.0-2
9/11/21	* ALABAMA STATE	2	0	2	0.0-0	0.0-0
9/18/21	* at Penn State	4	3	1	1.0-2	0.0-0
9/25/21	* GEORGIA STATE	2	1	1	0.5-1	0.0-0
10/2/21	* at LSU	1	1	0	0.0-0	0.0-0
10/9/21	* GEORGIA	2	0	2	0.0-0	0.0-0
10/16/21	* at Arkansas	6	3	3	0.5-2	0.0-0
10/30/21	* OLE MISS	1	1	0	1.0-3	0.0-0
11/6/21	* at Texas A&M	0	0	0	0.0-0	0.0-0
11/13/21	MISSISSIPPI STATE	DID NOT PLAY				
11/20/21	* at South Carolina	2	1	1	0.0-0	0.0-0
11/27/21	* ALABAMA	4	3	1	2.0-10	1.0-4
12/28/21	* vs. Houston (Birmingham)	2	2	0	0.0-0	0.0-0

Player Bios

DATE	OPPONENT	TT	UT	AT	TFL-Yds	QBS-Yds
9/3/22	* MERCER	1	1	0	0.0-0	0.0-0
9/10/22	* SAN JOSE ST	4	4	0	3.0-6	1.0-4
9/17/22	* PENN ST	2	2	0	0.0-0	0.0-0
9/24/22	* MISSOURI	3	0	3	0.5-1	0.0-0
10/1/22	* LSU	4	4	0	0.0-0	0.0-0
10/8/22	* at Georgia	1	0	1	0.0-0	0.0-0
10/15/22	* at Ole Miss	2	0	2	0.0-0	0.0-0
10/29/22	* ARKANSAS	2	2	0	0.0-0	0.0-0
11/5/22	* at Mississippi State	4	2	2	1.0-3	1.0-3
11/12/22	* TEXAS A&M	2	1	1	1.0-1	0.0-0
11/19/22	* WESTERN KENTUCKY	1	1	0	0.0-0	0.0-0
11/26/22	* at Alabama	4	1	3	1.0-3	0.0-0



COLTON HOOD #24
CB
 5-11 • 183 • Fr. • HS
 Conyers, Ga. (Eagle's Landing Christian)
 Business

HIGH SCHOOL: Impact player on both sides of the ball who helped the ELCA Chargers reach the second round of the Georgia state playoffs ... 2022 Region 5-2A Athlete of the Year for Coach Tanner Rogers ... finished with 40 tackles and three interceptions in 2022 ... On3 rated him among the top 30 prospects in Georgia ... top 75 at his position by Rivals, 24/7 ... also a three-time all-region baseball player (two-time all-state CF), part of an all-state 4x100 relay in track and a basketball letterman

PERSONAL: Birthday is February 23 ... son of Bengie and Crystal Hood ... has two sisters and five brothers ... studying in the College of Business



JC HART #20
CB
 6-2 • 195 • Fr. • HS
 Loachapoka, Ala. (Loachapoka)
 Business

HIGH SCHOOL: Long, athletic defensive back with a high football IQ ... helped Loachapoka and Coach Reco Newton to a 9-2 record and the Class 1A playoffs second round ... 2022 Alabama-Mississippi All-Star Game ... registered 63 tackles, two sacks and four interceptions as a junior ... ASWA first team all-state ... rated as high as the No. 24 player in Alabama by On3 and the No. 32 player at his position by Rivals ... helped the Indians win the state championship in track and field ... state runner-up at 200 meters ... class valedictorian

PERSONAL: Birthday is May 23 ... son of Virgena Walker and Corey Hart ... father played linebacker at Marshall from 2007-09 ... has five siblings: Saneka, Carrna, Jonathan, Kenli and Kori ... studying in the College of Business



SHANE HOOKS #11
WR
 6-4 • 191 • Sr. • TR
 Orlando, Fla. (Jackson State)
 Human Sciences

BEFORE AUBURN: Graduate transfer wide receiver from Jackson State ... totaled 82 receptions gaining 974 yards with 12 touchdowns during the 2021 and 2022 seasons for the JSU Tigers ... spent 2019 and 2020 seasons at Ohio, with 34 catches for 635 yards and six scores in 20 games ... played in four games in 2018, taking a redshirt ... 24 catches as a senior for 515 yards and seven touchdowns for Coach Kyle Hayes at Olympia High ... team MVP in basketball for the Titans and also a track and field letterman

PERSONAL: Birthday is July 15 ... son of Karen Mingo ... cousin of Edgerrin James ... earned a bachelor's degree from Jackson State ... doing graduate study in the College of Education

HOOKS' CAREER RECEIVING STATS

YEAR	G/GS	NO	YDS	AVG	TD	LP/OPPONENT
2018 (OU)	4/0	0	0	0.0	0	--
2019 (OU)	13/1	26	515	19.8	5	49/Louisiana
2020 (OU)	3/3	8	120	15.0	1	40/Akron
2021 (JSU)	6/0	16	199	12.4	2	32/Texas Southern
2022 (JSU)	13/10	66	775	11.7	10	40/Southern
Total	18/5	8	110	13.7	1	49/Louisiana



GRANT HIDALGO #47
TE
 6-5 • 245 • So. • SQ
 Orlando, Fla. (Illinois)
 Liberal Arts

2022: Did not see game action after transferring ... SEC first-year academic honor roll

BEFORE AUBURN: Transferred to Auburn from Illinois, where he spent the spring of 2022 ... spent 2020 and 2021 seasons at Stetson ... PFL academic honor roll ... high school senior at Dr. Phillips High for Coach Rodney Wells, helping the Panthers to a 9-3 season ... Scholar-Athlete Award ... attended Lake Highland Prep for his sophomore and junior years and Bishop Moore High as a freshman ... played baseball at Lake Highland Prep

PERSONAL: Birthday is August 21 ... son of Scott and Mandy Hidalgo ... father played football at Alabama and mother was a swimmer at LSU ... has a brother, Blake, and a sister, Jordan ... studying in the College of Liberal Arts




REED HUGHES #61
LS
 6-1 • 232 • So. • 1L
 Conway, Ark. (Conway)
 Liberal Arts

2022: Saw action against Mercer and Missouri ... SEC academic honor roll
2021: Backup long snapper ... SEC academic honor roll and AD Honor Roll
2020: Did not see game action ... SEC first-year academic honor roll

Player Bios

HIGH SCHOOL: Led the state of Arkansas with 170 tackles ... two-time all-state and all-conference selection for Coach Keith Fimple at Conway High ... Arkansas River Valley defensive player of the year ... three-year starter in baseball ... member of National Honor Society, Fellowship of Christian Athletes and president of Caring Cats (special needs inclusion club)

PERSONAL: Birthday is August 23 ... son of Greg and Kim Hughes ... father played linebacker at Arkansas Tech ... has one sister, Hailey ... studying in the College of Liberal Arts ... Chi Alpha Sigma national student-athlete honorary



TONY **#26**

HUNLEY JR. **DB**

5-9 • 180 • So. • SQ

Anniston, Ala. (Arkansas Pine Bluff)

Business

2022: Did not see game action this season

BEFORE AUBURN: Played two seasons at Arkansas Pine Bluff ... two-time all-state honoree for Coach Rico White at Anniston High ... three years all-county ... rushed for 1,110 yards with 90 tackles, 6 interceptions, 2 forced fumbles as a senior ... Pigskin Roundup honoree ... also a baseball letterman ... Beta Club, Legacy Club and graduated in top 5% of his class

PERSONAL: Birthday is November 8 ... son of Tony Sr. and Tara Hunley ... has three siblings: Xavier, Joshua (played football at Troy) and Terrivanna ... studying in the College of Business



JARQUEZ **#27**

HUNTER **RB**

5-10 • 212 • Jr. • 2L

Philadelphia, Miss. (Neshoba Central)

Forestry, Wildlife & Environment

2022: Tailback who rushed for 675 yards, 7 TD this season ... 1,269 career rushing yards, 10 career rush TD ... ranks 41st among Auburn career rushers ... rushed for 3 TD against Mercer ... 41 yards rushing, TD against San Jose' State ... 16 yards rushing, 3 catches for 37 yards against Penn State with a 22-yard TD catch from Robby Ashford ... 13 yds on 7 carries against Missouri ... 150 all-purpose yards (35 rush, 70 rec, 45 KOR) vs. LSU ... 62-yard TD reception from Ashford at Georgia ... 80 yards rushing at Ole Miss with a 48-yard long gain ... TD rush vs. Arkansas ... 8-yard TD run at Mississippi State to give Tigers 33-30 lead with 1:05 in regulation ... 121 rush yards vs. Texas A&M ... 109 rush yards, TD against Western Kentucky; also threw a 20-yard TD pass to Koy Moore ... 134 yards rushing on 11 carries at Alabama ... game captain: Ole Miss ... coaches' offensive player of week: San Jose' State ... coaches' special teams player of week: Mercer ... team offensive back and iron man of the year ... SEC academic honor roll

2021: True freshman tailback ... 593 yards for the season, ninth among all-time Auburn freshman rushers ... SEC all-freshman team ... rushed for 110 yards on 9 carries against Akron, including a 9-yard touchdown ... first freshman to rush for 100+ yards in the season opener since Onterrio McCalebb (2009) ... 147 yards rushing on 8 carries vs. Alabama State, including a 94-yard TD run, the longest rushing play in Auburn history, and 7th-longest nationally this season ... 63 yards on 9 carries at Penn State ... 60 yards on 10 carries with 2 catches vs. Georgia State ... 65 yards with game-winning TD at LSU ... first receiving TD came against Ole Miss ... 18 yards rushing and three kick returns for 65 yards at South Carolina ... SEC freshman of week (LSU) ... offensive player of week (Alabama State) ... AD Honor Roll and SEC first-year academic honor roll

HIGH SCHOOL: Top-tier running back who was Mississippi Mr. Football ... 1,687 yards rushing with 22 touchdown runs and 2,069 all-purpose yards as a senior for Coach Patrick Schooler and the Neshoba Central Rockets ... Class 5A state MVP ... his 93 career TD broke a school record set by Marcus Dupree ... Alabama-Mississippi All-Star Game ... Meridian Star Premier Preps player of year ... Clarion-Ledger Dandy Dozen ... rated among the top 12 overall prospects in the state by 24/7, Rivals and ESPN ... also a basketball and track letterman ... honor roll

PERSONAL: Birthday is December 29 ... son of Kenyatta Ragsdale and Kenshay Hunter ... has seven siblings: Darrian, Bella, Eli, Chris, Jordan, Michael and Shay ... studying in the College of Forestry, Wildlife and Environment

J. HUNTER'S CAREER RUSHING STATS

YEAR	G/GS	NO	YDS	AVG	TD	LP/OPPONENT
2021	13/0	89	593	6.7	3	94/Alabama State
2022	12/1	104	670	6.4	7	48/Ole Miss
Totals	25/1	193	1263	6.5	10	94/Alabama State

J. HUNTER'S CAREER RECEIVING STATS

YEAR	G/GS	NO	YDS	AVG	TD	LP/OPPONENT
2021	13/0	12	61	5.1	1	14/Alabama State
2022	12/1	17	224	13.2	2	62/Georgia
Totals	25/1	29	285	9.8	3	62/Georgia

J. HUNTER'S CAREER GAME HIGH STATS

Rush Att	13	2x (last vs Western Ky)	11/19/22
Rush Yards	147	vs Alabama St	9/11/21
Rush Long	94	vs Alabama St	9/11/21
Rush TD	3	Mercer	9/3/22
Receptions	4	Arkansas	10/29/22
Rec. Yards	73	at Georgia	10/8/22
Rec. Long	62	at Georgia	10/8/22
Rec. TD	1	3x (last at Georgia)	10/8/22
KO returns	4	Penn State	9/17/22
KO ret yards	78	Penn State	9/17/22
KO ret long	36	vs Miss St	11/13/21
All-Purpose yds	191	at Alabama	11/26/22

J. HUNTER'S GAME-BY-GAME RUSHING STATS

DATE	OPPONENT	ATT	YDS	Avg	TD	TD YDS
9/4/21	AKRON	9	110	12.2	1	9
9/11/21	ALABAMA STATE	8	147	18.3	1	94
9/18/21	at Penn State	9	63	7.0	0	--
9/25/21	GEORGIA STATE	10	62	6.2	0	--
10/2/21	at LSU	6	65	10.8	1	1
10/9/21	GEORGIA	5	18	3.6	0	--
10/16/21	at Arkansas	10	27	2.7	0	--
10/30/21	OLE MISS	12	38	3.1	0	--
11/6/21	at Texas A&M	4	14	3.5	0	--
11/13/21	MISSISSIPPI STATE	4	12	3.0	0	--
11/20/21	at South Carolina	4	18	4.5	0	--
11/27/21	ALABAMA	3	2	0.6	0	--
12/28/21	vs. Houston (Birmingham)	5	17	3.4	0	--

DATE	OPPONENT	ATT	YDS	Avg	TD	TD YDS
9/3/22	MERCER	8	34	4.3	3	19,2,1
9/10/22	SAN JOSE ST	8	42	5.3	1	7
9/17/22	PENN ST	5	16	3.2	0	--
9/24/22	MISSOURI	7	13	1.9	0	--
10/1/22	LSU	6	35	5.8	0	--
10/8/22	at Georgia	5	20	4.0	0	--
10/15/22	at Ole Miss	10	80	8.0	0	--
10/29/22	ARKANSAS	6	18	3.0	1	1
11/5/22	at Mississippi State	12	54	4.5	1	8
11/12/22	TEXAS A&M	13	121	9.3	0	--
11/19/22	WESTERN KENTUCKY	13	109	8.4	1	40
11/26/22	* at Alabama	11	134	12.1	0	--

Player Bios

J. HUNTER'S GAME-BY-GAME RECEIVING STATS

DATE	OPPONENT	REC	YDS	Avg	TD	TD YDS
9/4/21	AKRON	0	0	0.0	0	--
9/11/21	ALABAMA STATE	1	14	14.0	0	--
9/18/21	at Penn State	2	10	5.0	0	--
9/25/21	GEORGIA STATE	2	6	3.0	0	--
10/2/21	at LSU	1	10	10.0	0	--
10/9/21	GEORGIA	2	2	1.0	0	--
10/16/21	at Arkansas	0	0	0.0	0	--
10/30/21	OLE MISS	1	9	9.0	1	9
11/6/21	at Texas A&M	0	0	0.0	0	--
11/13/21	MISSISSIPPI STATE	0	0	0.0	0	--
11/20/21	at South Carolina	1	1	1.0	0	--
11/27/21	ALABAMA	2	9	4.5	0	--
12/28/21	vs. Houston (Birmingham)	0	0	0.0	0	--

DATE	OPPONENT	REC	YDS	Avg	TD	TD YDS
9/3/22	MERCER	0	0	0.0	0	--
9/10/22	SAN JOSE ST	0	0	0.0	0	--
9/17/22	PENN ST	3	37	12.3	1	22
9/24/22	MISSOURI	0	0	0.0	0	--
10/1/22	LSU	2	70	35.0	0	--
10/8/22	at Georgia	3	73	24.3	1	62
10/15/22	at Ole Miss	1	5	5.0	0	--
10/29/22	ARKANSAS	4	12	3.0	0	--
11/5/22	at Mississippi State	0	0	0.0	0	--
11/12/22	TEXAS A&M	1	12	12.0	0	--
11/19/22	WESTERN KENTUCKY	0	0	0.0	0	--
11/26/22	* at Alabama	3	15	5.0	0	--



JALIL IRVIN #50
OL
6-3 • 319 • Sr. • 4L
Stone Mountain, Ga. (Stephenson)
Business

2022: Veteran at center and offensive guard ... played in 11 games
2021: Backup at center ... also plays on punt and field goal units ... first career start came in the Birmingham Bowl with the injury to Brahm
2020: Backup center who played in five games
2019: Reserve offensive guard ... played in four games
2018: True freshman offensive lineman ... saw first game action vs. Alabama State ... SEC first-year academic honor roll
HIGH SCHOOL: Outstanding offensive line prospect who played for Coach Ron Gartrell at Stephenson High ... helped the Jaguars to an 8-4 record and the Georgia Class 6A state playoffs ... Offense-Defense All-American Bowl ... Rivals and 247Sports four star ... No. 5-rated center nationally according to ESPN ... Honor Roll student and Coca-Cola student-athlete of the year
PERSONAL: Birthday is June 26 ... son of Chantay Irvin ... family members Dior Mathis played at Oregon and Jason Croom played at Tennessee and for the Buffalo Bills ... December, 2022, graduate of the College of Business, where he is doing graduate work



SEAN JACKSON #44
RB
5-9 • 236 • So. • 2L
Trussville, Ala. (Hewitt-Trussville)
Business

2022: Played in every game on special teams
2021: Saw action in four contests ... 10 carries gained 38 yards and touchdown against Alabama State

HIGH SCHOOL: Totaled 1,425 all-purpose yards and 14 touchdowns as a senior for Coach Josh Floyd at Hewitt-Trussville High, helping the Huskies to a 9-3 record ... Class 7A all-state ... 3,110 career total offense yards scoring 25 TD
PERSONAL: Birthday is April 28 ... son of Carla and Levan Jackson ... has one brother, Nicholas ... studying in the College of Business



D.J. JAMES #4
CB
6-1 • 164 • Sr. • 1L
Mobile, Ala. (Oregon)
Liberal Arts

2022: Transfer corner from Oregon ... 2nd team all-SEC (coaches, AP) ... 4 tackles against Mercer ... 5 tackles as a starter against Penn State ... 2 tackles, PBU against Missouri ... tackle, PBU vs. LSU ... 4 tackles, TFL at Georgia ... 2 tackles at Ole Miss ... 2 tackles, PBU vs. Arkansas ... 3 tackles, PBU at Mississippi State ... 4 tackles vs. Texas A&M ... interception for touchdown in fourth quarter of Western Kentucky win, along with 6 tackles ... 3 tackles at Alabama ... PFF College 2nd team all-SEC, Phil Steele 4th team
BEFORE AUBURN: Experienced corner with exceptional ball skills ... played three seasons at Oregon, recording 70 career tackles, 2 interceptions, 6 PBU ... Class 6A first team all-state for Coach Ben Blackmon at Spanish Fort High, recording 43 tackles, 6 interceptions, 16 PBU as a senior ... AL.com all-Coastal region ... Alabama-Mississippi All-Star Game
PERSONAL: Birthday is March 5 ... son of Tiffany Knight and Desmon James ... has two siblings, Demond and Saqoria ... studying in the College of Liberal Arts

JAMES' CAREER DEFENSIVE STATS

YEAR	G/GS	TT	UT	AT	TFL-YDS	QBS-YDS	FF/FR	PD	I/YDS
2019 (UO)	13	10	7	3	0.0-0	0.0-0	0/0	1	0/0
2020 (UO)	7	14	12	2	0.0-0	0.0-0	0/0	1	0/0
2021 (UO)	12	46	34	12	0.5-1	0.0-0	0/0	4	2/19
2022	12/10	37	25	12	1.0-1	0.0-0	0/0	8	1/27
Total	44	107	78	29	1.5-2	0.0-0	0/0	14	3/46

JAMES' CAREER GAME HIGH STATS

Tackles.....	8	at UCLA	10/23/21
TFL.....	1.0	at Georgia	10/8/22
INT.....	2	at UCLA	10/23/21
PBU.....	2	Penn State	9/17/22

JAMES' GAME-BY-GAME DEFENSIVE STATS

DATE	OPPONENT	TT	UT	AT	PBU	INT-Yds
9/3/22	MERCER	4	2	2	0	0-0
9/10/22	SAN JOSE ST	1	1	0	1	0-0
9/17/22	* PENN ST	5	4	1	2	0-0
9/24/22	* MISSOURI	2	2	0	1	0-0
10/1/22	* LSU	1	0	1	1	0-0
10/8/22	* at Georgia	4	2	2	0	0-0
10/15/22	* at Ole Miss	2	1	1	0	0-0
10/29/22	* ARKANSAS	2	2	0	1	0-0
11/5/22	* at Mississippi State	3	2	1	1	0-0
11/12/22	* TEXAS A&M	4	3	1	0	0-0
11/19/22	* WESTERN KENTUCKY	6	5	1	1	1-27
11/26/22	* at Alabama	3	1	2	0	0-0

Player Bios



C.J. #29
JOHNSON S
 6-2 • 202 • Fr. • HS
 Houston, Texas (Paetow)
 Business

HIGH SCHOOL: Tall, physical and versatile defensive back prospect ... team leader in tackles with 68 as a senior safety for Paetow High, playing for Coach David Hicks ... second team all-District 19-6A as a senior ... also second team THSCA academic all-state ... helped the Panthers win the 2021 5A Texas state title with a 15-1 record ... ranked among the top 60 prospects at his position in the country by Rivals ... honors graduate

PERSONAL: Birthday is September 14 ... son of Kimberly Johnson and Marcus Johnson ... has one sister, Chloe ... family members L.J. Johnson (SMU), Johnathan Johnson (LSU), Brian Johnson (Mississippi Valley State), Michael Johnson (LSU), Terry Johnson (TCU) all played college football and Adrienne Johnson-Joseph played basketball at Louisiana Tech ... studying in the College of Business



JA'VARIUS #6
JOHNSON WR
 5-10 • 167 • Sr. • 3L
 Trussville, Ala. (Hewitt-Trussville)
 Business

2022: Veteran with 26 catches for 493 yards, 3 TD for season ... gained 117 yards on just 4 catches against Mercer, his second career 100-yard game, with a long catch of 56 yards ... 3 catches for 41 yards vs. San Jose' State ... career-most 6 catches for 73 yards against Penn State ... 3 receptions for 74 yards with a 53-yard TD from Ashford vs. LSU ... 20-yard reception at Georgia ... 3 catches vs. Arkansas gained 64 yards with a long of 36 ... 16-yard catch from Ashford was Auburn's only TD vs. Texas A&M ... 20-yard TD catch at Alabama ... team wide receiver of the year

2021: Veteran receiver who is also deep on punt returns ... 18 receptions for 254 yards for season ... 3 catches for 51 yards against Akron, including his first career touchdown (34 yards) ... missed the Alabama State game (injury) ... 2 catches for 25 yards vs. Georgia State ... 39-yard TD catch from Nix at Arkansas ... 4 catches for 102 yards against Mississippi State ... 3 receptions gained 27 yards at South Carolina ... 4 catches in Iron Bowl ... 20-yard reception in Birmingham Bowl

2020: Reserve receiver who also is a punt returner ... first action came against Georgia

2019: True freshman at wide receiver who battled injuries throughout the season ... did not see game action

HIGH SCHOOL: Productive prospect at wide receiver ... totaled 87 receptions for 1,683 yards and 15 TD as a senior for Coach Josh Floyd at Hewitt-Trussville High ... Alabama-Mississippi All-Star Game ... AL.com A-List ... Class 7A all-state first team ... USA Today all-USA Alabama second team ... rated a top 15 overall prospect in the state of Alabama by 24/7, Rivals, ESPN ... ESPN four-star recruit

PERSONAL: Birthday is October 7 ... son of Donna Alexander ... has one sibling, Dekorrius ... studying in the College of Business at Auburn

J. JOHNSON'S CAREER RECEIVING STATS

YEAR	G/GS	NO	YDS	AVG	TD	LP/OPPONENT
2019	0/0	0	0	0.00	0	--
2020	1/0	0	0	0.0	0	--
2021	12/4	19	274	14.4	2	44/Mississippi State
2022	12/3	26	493	19.0	3	56/Mercer
Total	25/7	45	767	17.0	5	56/Mercer

J. JOHNSON'S CAREER GAME HIGH STATS

Receptions	6	vs Penn State	9/17/22
Rec. Yards	117	vs Mercer	9/3/22
Rec. Long	56	vs Mercer	9/3/22
Rec. TD	1	5x (last: at Alabama)	11/26/22
Rush Att	2	vs Mercer	9/3/22
Rush Yards	57	vs Miss St	11/13/21
Rush Long	57	vs Miss St	11/13/21
Rush TD	1	vs Miss St	11/13/21
Punt Returns	2	3x (last: Mercer)	9/3/22
Punt Ret YD	26	vs Georgia St	9/25/21
Punt Ret Long	19	Alabama	11/27/21

J. JOHNSON'S GAME-BY-GAME RECEIVING STATS

DATE	OPPONENT	ATT	YDS	Avg	TD	TD YDS
9/4/21	* AKRON	3	51	17.0	1	34
9/11/21	ALABAMA STATE					DID NOT PLAY
9/18/21	at Penn State	1	3	3.0	0	--
9/25/21	* GEORGIA STATE	2	25	12.5	0	--
10/2/21	at LSU	0	0	0.0	0	--
10/9/21	GEORGIA	0	0	0.0	0	--
10/16/21	at Arkansas	1	39	39.0	1	39
10/30/21	OLE MISS	0	0	0.0	0	--
11/6/21	* at Texas A&M	0	0	0.0	0	--
11/13/21	* MISSISSIPPI STATE	4	102	25.5	0	--
11/20/21	at South Carolina	3	27	9.0	0	--
11/27/21	ALABAMA	4	7	1.8	0	--
12/28/21	vs. Houston (Birmingham)	1	20	20.0	0	--

DATE	OPPONENT	ATT	YDS	Avg	TD	TD YDS
9/3/22	MERCER	4	117	29.3	0	--
9/10/22	SAN JOSE ST	3	41	13.7	0	--
9/17/22	PENN ST	6	73	12.2	0	--
9/24/22	MISSOURI	0	0	0.0	0	--
10/1/22	* LSU	3	74	24.7	1	53
10/8/22	* at Georgia	1	20	20.0	0	--
10/15/22	at Ole Miss	2	10	5.0	0	--
10/29/22	* ARKANSAS	3	17	5.7	0	--
11/5/22	at Mississippi State	1	29	29.0	0	--
11/12/22	TEXAS A&M	1	16	16.0	1	16
11/19/22	WESTERN KENTUCKY	1	29	29.0	0	--
11/26/22	at Alabama	1	20	20.0	1	20



LAWRENCE #92
JOHNSON DL
 6-2 • 310 • Sr. • TR
 Fort Wayne, Ind. (Purdue)
 Liberal Arts

BEFORE AUBURN: Graduate transfer defensive lineman from Purdue who was a three-year starter ... played in 46 career games for the Boilermakers, contributing 88 tackles, 7.5 TFL, 2.5 sacks ... two-time Academic all-Big Ten ... recorded eight sacks as a senior at Snider High, helping Coach Kurt Tippmann's Panthers to the 6A regional championship with an 11-1 record ... all-state and all-area honors as a junior and senior

PERSONAL: Birthday is July 19 ... son of Chinetta Davis ... has a brother, William, and a sister, Charnita ... earned a bachelor's degree in August, 2022, from Purdue in law and society with a minor in organizational leadership ... studying in the College of Liberal Arts

L. JOHNSON'S CAREER DEFENSIVE STATS

YEAR	G/GS	TT	UT	AT	TFL-YDS	QBS-YDS	FF/FR	PD	I/YDS
2018 (PU)	1/0	0	0	0	0.0-0	0.0-0	0/0	0	0/0
2019 (PU)	12/9	21	9	12	0.5-1	0.0-0	0/0	0	0/0
2020 (PU)	6/2	4	1	3	0.0-0	0.0-0	0/0	0	0/0
2021 (PU)	13/13	34	23	11	4.5-11	1.0-7	0/0	0	0/0
2022 (PU)	14/14	29	16	13	2.5-10	1.5-9	1/0	1	0/0
Total	46/38	88	49	39	7.5-22	2.5-16	1/0	1	0/0

Player Bios



MALCOLM JOHNSON JR. #16
WR
6-1 • 193 • Jr. • 3L
Bryans Road, Md. (St. Stephen's & St. Agnes)
Liberal Arts

2022: Part of the receiver rotation ... played in six games ... two catches gained 28 yards against Penn State

2021: Reserve wide receiver ... 49-yard touchdown reception from T.J. Finley vs. Alabama State ... first start came at Penn State, where he had a 14-yard reception ... 7-yard reception vs. Georgia State ... 7-yard reception at Arkansas

2020: Freshman receiver whose first game action came against LSU

HIGH SCHOOL: Talented wide receiver who enrolled early at Auburn, foregoing his senior prep season ... recorded 50 catches for 854 yards and seven scores as a junior for Coach Bernard Joseph at St. Stephen's and St. Agnes School ... four-star prospect by 247 sports, Rivals and ESPN ... Saints track and field athlete of the year, earning first-team VISAA honors in the 100 meters (school record 10.38) and second-team recognition at 200m ... all-metro in track

PERSONAL: Birthday is October 17 ... son of Marquita Johnson and Malcolm Johnson Sr. ... has two siblings, Mone and Shiquita ... studying in the College of Liberal Arts ... member of SEC football student-athlete advisory committee

M. JOHNSON'S CAREER RECEIVING STATS

YEAR	G/GS	NO	YDS	AVG	TD	LP/OPPONENT
2020	1/0	0	0	0.0	0	--
2021	11/3	6	82	13.7	1	49/Alabama State
2022	6/2	2	28	14.0	0	15/Penn State
Total	18/5	8	110	13.7	1	49/Alabama State

M. JOHNSON'S CAREER GAME HIGH STATS

Receptions	2	vs. Penn State	9/17/22
Rec. Yards	49	vs Alabama St	9/11/21
Rec. Long	49	vs Alabama St	9/11/21
Rec. TD	1	vs Alabama St	9/11/21
Rush Att	2	vs Houston	12/28/21
Rush Yards	24	vs Houston	12/28//21
Rush Long	14	vs Houston	12/28/21

M. JOHNSON'S GAME-BY-GAME RECEIVING STATS

DATE	OPPONENT	ATT	YDS	Avg	TD	TD YDS
9/4/21	AKRON	0	0	0.0	0	--
9/11/21	ALABAMA STATE	1	49	49.0	1	49
9/18/21	at Penn State	1	14	14.0	0	--
9/25/21	GEORGIA STATE	1	7	7.0	0	--
10/2/21	at LSU	0	0	0.0	0	--
10/9/21	GEORGIA	0	0	0.0	0	--
10/16/21	at Arkansas	1	7	7.0	0	--
10/30/21	OLE MISS					DID NOT PLAY
11/6/21	at Texas A&M					DID NOT PLAY
11/13/21	MISSISSIPPI STATE	1	8	8.0	0	--
11/20/21	* at South Carolina	1	-3	-3.0	0	--
11/27/21	* ALABAMA	0	0	0.0	0	--
12/28/21	* vs. Houston (Birmingham)	0	0	0.0	0	--


DATE	OPPONENT	ATT	YDS	Avg	TD	TD YDS
9/3/22	* MERCER	0	0	0	0	--
9/10/22	SAN JOSE ST	0	0	0	0	--
9/17/22	* PENN ST	2	28	14.0	0	--
9/24/22	MISSOURI					DID NOT PLAY
10/1/22	LSU					DID NOT PLAY
10/8/22	at Georgia					DID NOT PLAY
10/15/22	at Ole Miss	0	0	0	0	--
10/29/22	ARKANSAS	0	0	0	0	--
11/5/22	at Mississippi State	0	0	0	0	--
11/12/22	TEXAS A&M					DID NOT PLAY
11/19/22	WESTERN KENTUCKY					DID NOT PLAY
11/26/22	at Alabama					DID NOT PLAY



STEPHEN JOHNSON #56
DL
6-3 • 337 • Fr. • HS
Fayetteville, Ga. (Whitewater)
Liberal Arts

HIGH SCHOOL: Powerful defensive lineman who finished with 74 tackles, including six TFL, 4.0 sacks, an interception, a forced fumble and a fumble recovery as a senior in 2022 ... helped Whitewater High go 8-3 and reach the Georgia state playoffs ... part of the 2021 Wildcat team that went 11-2 in 2021 and reached the Georgia state quarterfinals ... two-time all-region second team honoree for Coach Chad Frazier

PERSONAL: Birthday is December 28 ... son of Gary Johnson and Stephanie Johnson ... has two siblings, Jacob (a football letterman at Henderson State and Jackson State) and Taylor ... father played basketball at Alcorn State ... studying in the College of Liberal Arts



TATE JOHNSON #54
OL
6-4 • 302 • Jr. • 2L
LaGrange, Ga. (Callaway)
Business

2022: Won the starting center job after Nick Brahm's retirement ... made first start in opener against Mercer ... injured during Missouri game and required season-ending elbow surgery

2021: Did not see game action ... SEC academic honor roll

2020: Backup left guard ... first action against LSU ... SEC academic honor roll

HIGH SCHOOL: Versatile, hard-working lineman with great size and skills who arrived at Auburn in January ... outstanding leader as a senior for Coach Pete Wiggins, spurring the Cavaliers to the state semifinals as a junior and senior ... GSWA first team Class AA all-state ... Pro Football Hall of Fame World Bowl ... ranked in top 15 at his position nationally by Rivals, ESPN ... also a wrestling letterman

PERSONAL: Birthday is October 12 ... son of Amy and Todd Johnson ... has three sisters: Carli, Emily and Lilly ... uncle Jim Niedrach was an all-Big Ten center at Purdue ... studying in the College of Business at Auburn



TYLER JOHNSON #79
OL
6-6 • 304 • Fr. • HS
Natchitoches, La. (Natchitoches)
Business

HIGH SCHOOL: Big, aggressive offensive lineman who displays both physical and mental skills ... played for Natchitoches Central and Coach James Wilkerson ... Blue-Grey All-American Bowl invitee ... named Central Louisiana's No. 1 offensive lineman by CenLa Preps ... four-star recruit by Rivals ... On3, ESPN and 24/7 place him among the top 35 state prospects ... rated as high as No. 16 player in Louisiana and No. 25 offensive tackle by Rivals ... also a basketball letterman and a powerlifter

PERSONAL: Birthday is August 4 ... son of Nekeisha Johnson and the late Carey Johnson Sr. ... has four siblings: Dominique, Dillon, Carey II and Cameron ... studying in the College of Business

Player Bios



WHIT JOHNSON #89
WR
5-11 • 178 • RFr. • RS
Centre, Ala. (Cherokee County)
Engineering

2022: Joined team as a walk-on but did not see game action ... SEC first-year academic honor roll

HIGH SCHOOL: An all-state and all-county performer for Coach Jacob Kelly and the Cherokee County Warriors as an outstanding wide receiver ... state champion in the 4x100 relay; was second in the state in the 4x400 and third at the state meet at 100m ... also a basketball letterman ... member of Leo Club and Beta Club

PERSONAL: Birthday is December 4 ... son of Marc and Katharine Johnson ... father was an Auburn defensive back and mother was an Auburn cheerleader ... has two sisters, Mary Hayes and Laney Kate ... loves to hunt and fish ... studying in the College of Engineering



BRADYN JOINER #55
OL
6-2 • 334 • Fr. • HS
Anniston, Ala. (Auburn)
Business

HIGH SCHOOL: Athletic big man who led the Auburn High Tigers to a 12-2 record and 7A state championship game appearance in 2022 ... 2022 Alabama-Mississippi All-Star Game ... No. 15 on AL.com A-List playing for Coach Keith Ethredge ... 2020 ASWA Class 6A first team all-state (OL) and 2021-22 ASWA Class 7A first team all-state (DL) ... rated No. 1 center in the country and No. 156 overall as a four-star player by Rivals ... top 25 player in Alabama by Rivals and ESPN ... previously played at Oxford (Ala.) High

PERSONAL: Birthday is November 23 ... son of Haley Joiner and Rashard Welch ... has five siblings: Londyn, Kendale, Rashard, Quin and Robert ... extended family includes former Auburn standout Dee Ford and New York Jets linebacker Kwon Alexander ... studying in the College of Business



AVERY JONES #66
OL
6-4 • 307 • Sr. • TR
Havelock, N.C. (East Carolina)
Human Sciences

BEFORE AUBURN: Graduate transfer along the offensive line from East Carolina ... made 31 career starts playing in 34 games ... served as the Pirates' starting center in 2021 and 2022 ... started eight games at guard in 2021 for ECU ... spent 2018-19 seasons at North Carolina ... played defensive tackle for Coach Caleb King at Havelock High, leading the Rams to a 14-2 record, a Coastal 3A conference title and a spot in the 3A state title game ... invitation to the 2017 Shrine Bowl of the Carolinas ... 4.0 GPA

PERSONAL: Birthday is October 20 ... son of Sandra Frazier ... has one sister, Brianna ... enjoys fishing ... earned his bachelor's degree from East Carolina in communications in December, 2022 ... studying in the College of Human Sciences



JAYSON JONES #99
DL
6-6 • 338 • Jr. • 1L
Calera, Ala. (Oregon)
Business

2022: Transfer from Oregon ... earned starting job at nose tackle ... 28 tackles for season ... 3 tackles against Penn State ... 3 tackles against Missouri ... fourth-quarter fumble recovery vs. LSU ... 2 tackles, TFL at Georgia ... 4 stops at Ole Miss ... 2 tackles vs. Arkansas ... 3 tackles at Mississippi State ... 4 tackles against Western Kentucky ... 3 tackles at Alabama

BEFORE AUBURN: Defensive line transfer from Oregon ... recorded 19 tackles, 2 sacks in 13 games in 2021 for the Ducks; did not see action in 2020 ... consensus top 25 player in the prep ranks ... four-year letterman and team captain for Coach Trey Simpson at Calera High ... Under Armour All-American Game ... 2019 all-Birmingham ... AL.com Super All-State ... All-6A Region 3 honors ... Alabama-Mississippi All-Star Game ... finished senior season with 55 tackles, 16 TFL, 7 sacks ... 63 tackles, 10 TFL, 2 sacks as a junior ... Team USA Alabama ... top 10 recruit from the state of Alabama by ESPN, Rivals, 24/7, PrepStar

PERSONAL: Birthday is October 29 ... son of Thomas and Janlee Jones ... has one brother, Thomas ... studying in the College of Business

JAYSON JONES' CAREER DEFENSIVE STATS

YEAR	G/GS	TT	UT	AT	TFL-YDS	QBS-YDS	FF/FR	PD	I/YDS
2020	0	0	0	0	0.0-0	0.0-0	0/0	0	0/0
2021	13	19	5	14	1.5-9	1.5-9	0/0	0	0/0
2022	12/7	28	11	17	0.5-1	0.0-0	0/1	0	0/0
Total	25	47	16	31	2.0-10	1.5-9	0/1	0	0/0

JAYSON JONES' CAREER GAME HIGH STATS

Tackles.....	4	3x (last: Western Ky)	11/19/22
TFL.....	1.0	Washington St	11/13/21
Sacks.....	1.0	Washington St	11/13/21
FR.....	1	LSU	10/1/22

JAYSON JONES' GAME-BY-GAME DEFENSIVE STATS

DATE	OPPONENT	TT	UT	AT	TFL-Yds	QBS-Yds
9/3/22	* MERCER	1	0	1	0.0-0	0.0-0
9/10/22	SAN JOSE ST	1	1	0	0.0-0	0.0-0
9/17/22	PENN ST	3	2	1	0.0-0	0.0-0
9/24/22	* MISSOURI	3	1	2	0.0-0	0.0-0
10/1/22	LSU	1	0	1	0.0-0	0.0-0
10/8/22	* at Georgia	2	1	1	0.5-1	0.0-0
10/15/22	at Ole Miss	4	2	2	0.0-0	0.0-0
10/29/22	* ARKANSAS	2	0	2	0.0-0	0.0-0
11/5/22	at Mississippi State	3	0	3	0.0-0	0.0-0
11/12/22	* TEXAS A&M	1	1	0	0.0-0	0.0-0
11/19/22	* WESTERN KENTUCKY	4	3	1	0.0-0	0.0-0
11/26/22	* at Alabama	3	0	3	0.0-0	0.0-0

Player Bios



JUSTIN JONES #35
RB
6-1 • 206 • Jr. • 1L
Bessemer, Ala. (UAB)
Liberal Arts

2022: Saw action against Mercer and Penn State on special teams ... offensive scout team player of the year

BEFORE AUBURN: Attended UAB, where he spent two seasons on the football squad but did not see game action ... played at the Naval Academy prep school, where he was MVP of the Army-Navy prep game ... played at Bessemer Academy for Coach Josh Wright, where he earned all-state and all-city honors ... part of two state title teams for the Rebels ... more than 2,500 career rushing yards ... AISA all-star game MVP and Character Award ... also a track letterman

PERSONAL: Birthday is June 4 ... son of Evelyn Jones and Edwin Jones ... has three siblings: Jordan (played football for Alabama A&M and UAB), Niya and Ed ... studying in the College of Liberal Arts



DONOVAN KAUFMAN #5
S
5-10 • 204 • Jr. • 2L
New Orleans, La. (Vanderbilt)
Liberal Arts

2022: Returning starter at safety ... 41 tackles for season ... 5 tackles, PBU against Mercer ... 4 tackles, PBU against San Jose' State ... 3 tackles against Penn State ... forced an LSU fumble, along with 3 tackles and a TFL ... 7 tackles at Georgia ... career-best 11 tackles at Ole Miss ... 6 tackles vs. Arkansas ... injury kept him out of the last four games

2021: Transfer starter at safety who was also deep on kick returns ... 34 tackles for season ... 2 solo tackles and 3 kick returns for 61 yards against Akron ... 2 solo stops at Penn State ... 7-yard sack and a forced fumble vs. Georgia State ... 5 tackles, TFL vs. Georgia ... 5 tackles and forced a Texas A&M fumble ... 7 tackles vs. Mississippi State ... 38-yard interception along with 3 tackles at South Carolina ... 3 solo tackles and forced a Houston fumble in the Birmingham Bowl ... scholar of week (Akron) ... SEC first-year academic honor roll

BEFORE AUBURN: Played in two games at Vanderbilt in 2020, recording 15 tackles, 5 KOR ... two-time captain at Archbishop Rummel High ... LSWA Class 5A state defensive MVP and all-district MVP for Coach Nick Monica, leading the Raiders to a 13-0 record and the state title ... Class 5A Division I state title game MVP ... 99 tackles, 6 TFL, 4 sacks, 4 interceptions, 3 fumble returns and blocked kick as a senior ... twice all-metro MVP and team captain ... 304 tackles, 8 interceptions, 23 sacks, 11 forced fumbles as three-year starter ... also lettered in basketball, baseball, track, wrestling and soccer ... NFF Honor Scholar-Athlete ... National Honor Society and Key Club

PERSONAL: Birthday is February 27 ... son of Donyell Green and Isaac Kaufman ... has three siblings, Lea, Ikea and Raneca ... studying in the College of Liberal Arts

KAUFMAN'S CAREER DEFENSIVE STATS

YEAR	G/GS	TT	UT	AT	TFL-YDS	QBS-YDS	FF/FR	PD	I/YDS
2020 (VU)	2/2	15	8	7	0.0-0	0.0-0	0/0	1	0/0
2021	13/7	34	26	8	2.0-13	1.0-7	3/0	3	1/38
2022	7/7	41	22	19	1.5-5	0.0-0	1/0	2	0/0
Total	22/14	90	56	34	3.5-18	1.0-7	4/0	6	1/38

KAUFMAN'S CAREER GAME HIGH STATS

Tackles.....	11	at Ole Miss	10/15/22
TFL.....	1.0	3x (last: LSU)	10/1/22
Sacks.....	1.0	vs Georgia St	9/25/21
INT.....	1	at South Carolina	11/20/21
PBU.....	1	5x (last: San Jose St)	9/10/22
FF.....	1	4x (last: LSU)	10/1/22

KAUFMAN'S GAME-BY-GAME DEFENSIVE STATS

DATE	OPPONENT	TT	UT	AT	PD	INT-YDS
9/26/20	* at Texas A&M	5	3	2	0	--
10/3/20	* LSU	10	5	5	1	--
10/10/20	SOUTH CAROLINA					DID NOT PLAY
10/31/20	OLE MISS					DID NOT PLAY
11/7/20	at Mississippi State					DID NOT PLAY
11/14/20	at Kentucky					DID NOT PLAY
11/21/20	FLORIDA					DID NOT PLAY
11/28/20	at Missouri					DID NOT PLAY
12/12/20	TENNESSEE					DID NOT PLAY

DATE	OPPONENT	TT	UT	AT	PD	INT-YDS
9/4/21	* AKRON	2	2	0	0	--
9/11/21	* ALABAMA STATE	1	1	0	0	--
9/18/21	* at Penn State	2	2	0	0	--
9/25/21	GEORGIA STATE	2	1	1	1	--
10/2/21	at LSU	0	0	0	0	--
10/9/21	GEORGIA	5	4	1	0	--
10/16/21	at Arkansas	1	0	1	0	--
10/30/21	OLE MISS	0	0	0	0	--
11/6/21	* at Texas A&M	5	4	1	0	--
11/13/21	* MISSISSIPPI STATE	7	5	2	1	1-38
11/20/21	* at South Carolina	3	3	0	1	--
11/27/21	ALABAMA	2	1	1	0	--
12/28/21	* vs. Houston (Birmingham)	3	3	0	0	--

DATE	OPPONENT	TT	UT	AT	PBU	INT-Yds
9/3/22	* MERCER	5	2	3	1	0-0
9/10/22	* SAN JOSE ST	4	3	1	1	0-0
9/17/22	* PENN ST	3	2	1	0	0-0
9/24/22	MISSOURI					DID NOT PLAY
10/1/22	* LSU	3	2	1	0	0-0
10/8/22	* at Georgia	7	3	4	0	0-0
10/15/22	* at Ole Miss	11	8	3	0	0-0
10/29/22	* ARKANSAS	6	3	3	0	0-0
11/5/22	at Mississippi State					DID NOT PLAY
11/12/22	TEXAS A&M					DID NOT PLAY
11/19/22	WESTERN KENTUCKY					DID NOT PLAY
11/26/22	at Alabama					DID NOT PLAY



OMARI KELLY #19
WR
6-0 • 178 • So. • 1L
Trussville, Ala. (Hewitt-Trussville)
Liberal Arts

2022: Played in every game as a true freshman ... 12-yard reception against Missouri ... 25-yard catch vs. LSU ... 19-yard reception at Ole Miss ... SEC first-year academic honor roll

HIGH SCHOOL: Elite wide receiver with a great catch radius ... second team Class 7A all-state as a junior for Coach Josh Floyd at Hewitt-Trussville High ... Alabama-Mississippi All-Star Game ... AL.com A-List ... also a sprinter in track & field ... Rivals ranks him No. 13 among prospects from the state of Alabama ... top 25 nationally at his position by ESPN and 24/7 ... PrepStar All-America

PERSONAL: Previously lived in Jesup, Ga. ... birthday is October 23 ... son of Kendra Kelly and Albert and Chris Kelly ... has three siblings: DeMarcus, ShaMart and DeMario ... studying in the College of Liberal Arts

KELLY'S CAREER RECEIVING STATS

YEAR	G/GS	NO	YDS	AVG	TD	LPI/OPPONENT
2022	12/0	3	56	18.7	0	25/LSU

Player Bios

KELLY'S CAREER GAME HIGH STATS

Receptions	1	3x (last: at Ole Miss)	11/13/22
Rec. Yards.....	25	vs LSU	10/1/22
Rec. Long.....	25	vs LSU	10/1/22

KELLY'S GAME-BY-GAME RECEIVING STATS

DATE	OPPONENT	ATT	YDS	Avg	TD	TD YDS
9/3/22	MERCER	0	0	0.0	0	--
9/10/22	SAN JOSE ST	0	0	0.0	0	--
9/17/22	PENN ST	0	0	0.0	0	--
9/24/22	MISSOURI	1	12	12.0	0	--
10/1/22	LSU	1	25	25.0	0	--
10/8/22	at Georgia	0	0	0.0	0	--
10/15/22	at Ole Miss	1	19	19.0	0	--
10/29/22	ARKANSAS	0	0	0.0	0	--
11/5/22	at Mississippi State	0	0	0.0	0	--
11/12/22	TEXAS A&M	0	0	0.0	0	--
11/19/22	WESTERN KENTUCKY	0	0	0.0	0	--
11/26/22	at Alabama	0	0	0.0	0	--



AUSTIN KEYS #12
LB
6-2 • 233 • Jr. • TR
Taylorsville, Miss. (Ole Miss)
Liberal Arts

BEFORE AUBURN: Linebacker transfer from Ole Miss ... tallied 51 career tackles from 2020-22, appearing in 23 games at Ole Miss with five starts ... also had 3.5 TRFL, 2 sacks, a forced fumble and a fumble recovery ... Athletic Director's Honor Roll ... collected 58 tackles, including 10 for a loss, during senior season; also forced and recovered two fumbles and had an interception for Coach Brian Rials at Seminary High ... first team Class 3A all-state ... North-South All Star Game and Bernard Blackwell All-Star Classic ... 79 tackles as a junior, recording 23 TFL ... blocked two punts ... also a basketball letterman

PERSONAL: Birthday is April 3 ... son of Bridget Whitlock and Michael Keys ... has two siblings, Montrell and Mylan ... cousin Randolph Keys played in the NBA ... enjoys fishing and video games ... studying in the College of Liberal Arts

KEYS' CAREER DEFENSIVE STATS

YEAR	G/GS	TT	UT	AT	TFL-YDS	QBS-YDS	FF/FR	PD	I/YDS
2020 (UM)	4/0	0	0	0	0.0-0	0.0-0	0/0	0	0/0
2021 (UM)	6/1	12	5	7	0.0-0	0.0-0	0/1	0	0/0
2022 (UM)	13/6	39	14	25	3.5-15	2.0-12	1/0	0	0/0
Totals	23/7	51	19	32	3.5-15	2.0-12	1/0	1	2/2



JAKE KRUSE #82
WR
5-10 • 182 • RFr. • RS
Helena, Ala. (Helena)
Engineering

2022: Did not see game action this season

HIGH SCHOOL: Productive cornerback for Coach Richie Busby at Helena High ... helped the Huskies advance to the second round of the Class 6A playoffs ... also a baseball letterman ... National Honor Society and honors graduate

PERSONAL: Birthday is September 3 ... son of Joe Kruse and Kate Kruse ... father is a golf professional ... has three siblings: Cameron, Kyle and Brandon ... studying in the College of Engineering



GARNER LANGLO #74
OL
6-6 • 297 • So. • SQ
Inverness, Fla. (Trinity Catholic)
Education

2022: Did not see game action this season

2021: Did not see game action while redshirting

HIGH SCHOOL: Strong, aggressive offensive lineman with plenty of potential ... helped Coach John Brantley's Trinity Celtics to the state Class 3A semifinals with an 11-1 record ... Ocala Star-Banner all-county ... rated among the top 90 overall prospects in Florida by Rivals and 24/7 ... rated No. 22 nationally among offensive guard recruits by PrepStar

PERSONAL: Birthday is October 2 ... son of Rhonda and Lars Langlo ... has one brother, Gray ... enjoys hunting and fishing ... studying in the College of Education



KAYIN LEE #3
CB
5-11 • 181 • Fr. • HS
Ellenwood, Ga. (Cedar Grove)
Business

HIGH SCHOOL: Speedy defender who hits with power ... led the Cedar Grove Saints to an 11-3 overall record in 2022 and a AAA Georgia state runner-up finish ... first team all-region honoree for Coach John Adams ... selected for All-American Bowl ... AJC Super 11 ... ranked a top 25 player in Georgia by 24/7, Rivals, ESPN, On3 ... A/B Honor Roll member ... also a track and field letterman

PERSONAL: Birthday is October 2 ... son of Mylon Lee and Jendayi Williams ... has two siblings, My and Milan ... studying in the College of Business



JAKE LEVANT #46
LB
6-1 • 232 • Jr. • 2L
Vestavia Hills, Ala. (Vestavia Hills)
Business

2022: Earned a scholarship during fall training camp ... played in every game ... three tackles at Mississippi State ... CSC academic all-district and SEC academic honor roll

2021: Reserve linebacker who played in eight games, mainly on special teams ... recorded one tackle ... SEC academic honor roll and AD Honor Roll

2020: Did not see game action ... SEC first-year academic honor roll

HIGH SCHOOL: Team captain for Coach Buddy Anderson at Vestavia Hills High ... earned all-state and all-metro honors, recording 54 tackles, 8.5 TFL and scoring eight goal-line rushing TD ... also a basketball letterman ... member of National Honor Society, Mu Alpha Theta mathematics honor society and the National Business Honor Society ... Student-Athlete Award

PERSONAL: Birthday is August 27 ... son of Bill Levant and Elizabeth Levant ... has four siblings: Lauren, Cailyn, Meghan and Will ... sister Lauren played tennis at Auburn ... studying in the College of Business

Player Bios



CONNOR LEW #75 OL
6-3 • 290 • Fr. • HS
Kennesaw, Ga. (Kennesaw Mountain)
Liberal Arts

HIGH SCHOOL: Hard-working offensive line prospect who played center for Coach Caleb Carmean at Kennesaw Mountain High ... the Mustangs went 7-3 in 2022 ... 2023 All-American Bowl invitation ... AJC Super 11 ... first team all-state, all-region and all-county ... rated among top 50 overall prospects in the state of Georgia by 24/7, On3 and ESPN ... Rivals and ESPN rate him a top 10 interior line recruit ... had a 4.0 grade-point average all four years of high school ... also a wrestling letterman

PERSONAL: Birthday is August 30 ... son of David and Rebecca Lew ... has one brother, Carson ... studying in the College of Liberal Arts



TERRANCE LOVE #16 S
6-2 • 211 • Fr. • HS
Atlanta, Ga. (Langston Hughes)
Liberal Arts

HIGH SCHOOL: Versatile defensive back with good size who guided the Langston Hughes Panthers to a 15-0 record in 2022, culminating with the GHSA 6A state championship ... finished with 69 tackles as a senior playing for Coach Daniel Williams ... consensus four-star recruit ... listed in the top 25 at his position nationally according to Rivals, 24/7 and ESPN ... On3 puts him among top 35 prospects in Georgia ... top 10% of his graduating class ... also a track and field letterman

PERSONAL: Birthday is September 24 ... son of Princeton and Stephanie Love ... has three siblings, Chastity, Jerry and Jamari ... cousin Dewayne White played at Louisville and in the NFL for Tampa Bay and Detroit ... enjoys roller skating and drawing ... studying in the College of Liberal Arts




NICK MARDNER #8 WR
6-6 • 206 • Sr. • TR
Oakville, Ont. (Cincinnati)
Human Sciences

BEFORE AUBURN: Wide receiver transferring from Cincinnati ... 19 receptions for 218 yards and three scores in 2022 at Cincinnati ... playing at Hawaii from 2018-21, totaled 62 catches for 1,270 yards and eight scores with four 100-yard receiving games ... Mountain West honorable mention ... Biletnikoff Award watch list ... 2017 graduate of Clarkson Secondary School in Mississauga, Ontario, Canada ... top 10 prospect ranking by allCanadaGridiron.com ... MVP honors while playing for the Oakville Titans and the Burlington Stampede of the Ontario Fall Football League

PERSONAL: Birthday is April 18 ... son of Shery and Dennis Mardner ... has one sibling, Halle ... earned a bachelor's degree from Cincinnati ... studying in the College of Human Sciences

MARDNER'S CAREER RECEIVING STATS

YEAR	G/GS	NO	YDS	AVG	TD	LPI/OPPONENT
2018 (Hawaii)	1/0	0	0	0.0	0	--
2019 (Hawaii)	12/1	5	169	33.8	2	50/Boise State
2020 (Hawaii)	8/2	11	188	17.1	1	42/New Mexico
2021 (Hawaii)	13/10	46	913	19.8	5	79/UNLV
2022 (Cincy)	12/1	19	218	11.5	3	35/Arkansas
Totals	46/14	81	1488	18.4	11	79/UNLV



TRENT MASON #32 WR
6-1 • 190 • Sr. • 1L
Lakeland, Fla. (Lakeland Christian)
Architecture, Design & Construction

2022: Did not see game action due to injury ... SEC academic honor roll
2021: Reserve wide receiver who saw action in two games, versus Alabama State and South Carolina ... SEC academic honor roll

2020: Did not see game action

HIGH SCHOOL: Had more than 1,100 receiving yards with 50 catches his senior season at Lakeland Christian School ... Class 3A Florida all-state team ... team captain for Coach Danny Williams ... set three school records ... Polk County All-Star Game ... team character award ... also played basketball, lacrosse and track and field ... Polk County academic athlete of the year ... scholar-athlete and highest honors student

PERSONAL: Birthday is March 16 ... son of Amy Mason and B.J. Mason ... father played football for the Naval Academy ... has one sibling, Logan ... studying in the College of Architecture, Design and Construction



ELIJAH McALLISTER #11 Jack
6-6 • 271 • Sr. • TR
Asbury Park, N.J. (Vanderbilt)
Education

BEFORE AUBURN: Transfer defensive lineman from Vanderbilt, where he served as two-time team captain ... played in 36 games in five seasons, starting 12 contests ... 65 career tackles, 3 forced fumbles, 2 fumble recoveries, an interception and a touchdown ... 2021 Allstate AFCA Good Works Team ... SEC Academic Honor Roll ... football and basketball captain at Rumson-Fair Haven High ... led Coach Jerry Schulte's Bulldogs to four Shore Conference championships and four state titles ... 23 TFL, 6 PBU as a senior

PERSONAL: Birthday is April 14 ... son of Tyron McAllister Sr. and Sharisa Lovick ... enjoys watching soccer and playing the piano ... earned a bachelor's degree in medicine, health and society in 2021 and a master's degree in education diversity and urban studies in 2022 at Vanderbilt ... doing Ph.D. work in the College of Education

MCALLISTER'S CAREER DEFENSIVE STATS

YEAR	G/GS	TT	UT	AT	TFL-YDS	QBS-YDS	FF/FR	PD	I/YDS
2019 (VU)	12/0	26	15	11	4.5-34	2.5-25	1/0	1	0/0
2020 (VU)	1/0	0	0	0	0.0-0	0.0-0	0/0	0	0/0
2021 (VU)	12/2	23	11	12	1.0-4	0.0-0	0/0	2	1/3
2022 (VU)	12/0	16	12	4	1.0-3	0.0-0	1/0	1	0/0
Totals	37/2	65	38	27	6.5-41	2.5-25	2/0	4	1/3

Player Bios



MAC #47
McCLINTON S
 5-8 • 181 • RFr. • HS
 Montgomery, Ala. (Trinity Presbyterian)
 Business

2022: Did not see game action

HIGH SCHOOL: Three-year starter on both sides of the ball for Coach Granger Shook at Trinity Presbyterian in Montgomery ... first team all-state, all-metro and all-conference for the Wildcats ... three-year baseball letterman, helping the Wildcats to the state title ... also an indoor track letterman ... National Honor Society member and honor roll student

PERSONAL: Birthday is September 15 ... son of David and Jenny McClinton ... has three siblings: Webber, Walker and Sarah Bell ... father played defensive back for Auburn ... grandfather Buddy McClinton was an All-American for Auburn, setting the school interception record (18) and went on to play for the Atlanta Falcons ... studying in the College of Business



EVAN #93
McGUIRE K
 6-5 • 224 • So. • 2L
 Alabaster, Ala. (Thompson)
 Business

2022: Served as the kickoff specialist against Texas A&M, Western Kentucky and Alabama ... averaged 58.0 yards on 15 kickoffs ... SEC academic honor roll

2021: Reserve specialist who took over the kickoff duties after the injury to Anders Carlson ... SEC academic honor roll and AD Honor Roll

2020: Did not see game action ... SEC first-year academic honor roll

HIGH SCHOOL: Handled placekicks, punts and kickoffs, helping Coach Mark Freeman's Thompson Warriors to the Class 7A state championship ... 82-93 touchbacks on kickoffs ... 8-9 field goals for season ... served as kicker and punter in Alabama-Mississippi All-Star Game ... kicker in Blue-Grey All-American Bowl ... member of National Honor Society, Beta Club and ASL honor society

PERSONAL: Birthday is April 30 ... son of Chris McGuire and Sarah McGuire ... has two siblings, Makenzie and John-Alan ... studying in the College of Business at Auburn ... Chi Alpha Sigma national student-athlete honorary



JALEN #35
McLEOD Jack
 6-1 • 237 • Jr. • TR
 Washington, D.C. (Appalachian State)
 Liberal Arts

BEFORE AUBURN: Transfer defender from Appalachian State ... career totals of 76 tackles, 12.5 TFL, 9 sacks in 30 games played with three starts ... 2022 third team all-Sun Belt; two forced fumbles and two sacks at Texas A&M ... appeared in 14 games as a sophomore, recording 26 tackles ... two TFL and a sack in key drive in win over Marshall ... played in five games as a true freshman in 2020, with nine tackles

HIGH SCHOOL: Standout defender for a Friendship Collegiate Academy team that went 10-3 and repeated as the D.C. Interscholastic Athletic Association state 2-A champion in 2019 ... had 60 tackles, 10 sacks, five forced fumbles, four inter-

ceptions and 15 QB hurries as a senior for Coach Mike Hunter ... as a junior, helped lead the Knights to a DCSAA championship with a 13-0 record ... honorable mention Washington Post all-metro

PERSONAL: Birthday is June 5 ... son of Marlea Tolson and Aubrey McLeod ... studying in the College of Liberal Arts

MCLEOD'S CAREER DEFENSIVE STATS

YEAR	G/GS	TT	UT	AT	TFL-YDS	QBS-YDS	FF/FR	PD	QBH	INT
2020 (ASU) 5/1		9	7	2	2.0-18	2.0-18	1/0	0	0	0-0
2021 (ASU) 14/0		26	11	15	3.0-15	1.0-10	0/0	3	0	0-0
2022 (ASU) 11/2		41	18	23	7.5-41	6.0-38	2/1	1	0	0-0
Total	30/3	76	36	40	12.5-74	9.0-66	3/1	4	0	0-0



ALEX #38
McPHERSON K
 5-9 • 154 • RFr. • 1L
 Fort Payne, Ala. (Fort Payne)
 Liberal Arts

2022: True freshman who won the backup job at placekicker and punter ... 2-3 on field goals with makes from 34 and 26 in his first game as a starter vs. Texas A&M ... FG of 51 and 28 yards vs. Western Kentucky ... made FG of 32 and 39 yards at Alabama

HIGH SCHOOL: The top-ranked kicker in the country playing for Coach Chris Elmore at Fort Payne High ... holds the state record 61-yard field goal vs. North Jackson ... teammates voted him a team captain ... won Kohl's kicking national field goal competition and underclassman challenge ... Alabama-Mississippi All-Star Game record 58-yard field goal ... Under Armour All-America Game ... also ranked among top 10 punting prospects nationally ... also a soccer letterman ... No. 1-rated kicker by Rivals, PrepStar and 24/7

PERSONAL: Birthday is August 29 ... son of Amber and LaDon McPherson ... both brothers, Logan and Evan, kicked in college and Evan is currently the kicker for the Cincinnati Bengals ... enjoys golf ... studying in the College of Liberal Arts

MCPHERSON'S CAREER KICKING STATS

YEAR	FG-A	Pct.	0-19	20-29	30-39	40-49	50+	PAT	PTS
2022	6-7	85.7	0-0	2-2	3-3	0-0	1-2	9-9	27

MCPHERSON'S CAREER GAME HIGH STATS

	No.	Opponent
FG Attempts	3	Texas A&M 11/12/22
FGs Made	2	3x (last: at Alabama) 11/26/22
Career Long	51	Western Kentucky 11/19/22
Consecutive FG	6	Texas A&M through Alabama (2022)
FG Blocked	0	--
Most PAT	5	Western Kentucky (2022)
Consecutive PAT	9	Texas A&M through Arkansas (2022)



MARSHALL #39
MEYERS K
 5-7 • 215 • So. • SQ
 Opelika, Ala. (Opelika)
 Business

2022: Did not see game action this season ... SEC academic honor roll

2021: Reserve specialist ... did not see game action ... SEC academic honor roll and AD Honor Roll

2020: Did not see game action ... SEC first-year academic honor roll

Player Bios

HIGH SCHOOL: Placekicker for Coach Erik Speakman at Opelika High ... earned second team all-area honors ... field goal long of 44 yards ... Bulldogs advanced to Class 6A quarterfinals as a junior and Class 6A semifinals as a senior ... also a three-year varsity starter in soccer ... OHS Emissary and member of Philanthropy Group

PERSONAL: Birthday is January 28 ... son of Jeff and Traci Meyers ... has two brothers, George and Jonathan ... studying in the College of Business



IZAVION #72

MILLER OL

6-5 • 318 • Jr. • JC
Taylorsville, Miss. (SW Mississippi CC)
Liberal Arts

BEFORE AUBURN: Big-bodied juco lineman who excelled in both pass protection and run blocking ... played for Southwest Mississippi CC and Coach Cliff Collins from 2021-22 ... started in eight of nine games in 2022 ... 2022 NJCAA All-Region 23 Team ... 2022 First Team All-MACCC ... 2022 JCGridiron Preseason First Team All-America ... top 12 juco player overall by On3 and 24/7 ... top 5 juco offensive tackle and No. 4 juco player in Mississippi by 24/7 and On3 ... attended Wooddale High School in Memphis, Tenn.

PERSONAL: Birthday is February 19 ... son of Shunna Miller ... has two siblings, Heavious and Isaiah ... studying in the College of Liberal Arts



KOY #0

MOORE WR

6-1 • 198 • Jr. • 1L
Kenner, La. (LSU)
Liberal Arts

2022: Transfer receiver ... first catch came against Mercer ... 13-yard reception against Penn State ... leading receiver vs. Missouri with 4 catches for 74 yards ... gained 55 yards on 4 catches vs. LSU, but had a pass intercepted ... 14-yard reception at Georgia ... 46-yard reception at Ole Miss with 29 yards after the catch ... 2 catches for 28 yards vs. Arkansas ... 3 receptions at Mississippi State ... 20-yard TD reception from Jarquez Hunter vs. Western Kentucky

BEFORE AUBURN: Spent the 2020 and 2021 seasons at LSU, appearing in 16 games ... totaled 27 catches for 248 yards ... played in 10 games in 2020, with a start against Ole Miss, when he recorded a career-best six receptions for a career-best 63 yards ... finished his prep career with 1,254 receiving yards (13.5 avg.) at Archbishop Rummel High in New Orleans, playing for Coach Nick Monica ... 594 receiving yards as a senior, scoring eight touchdowns ... helped the Raiders to the state title in 2019 and the state semifinals in 2018 ... 2020 Pro Football Hall of Fame World Bowl ... MVP of The Opening regional camp in March, 2019 ... four-star recruit by Rivals, MaxPreps

PERSONAL: Birthday is August 15 ... son of Shone Woods ... has a brother, Corey, and two sisters, Coreyieon and Cloe ... studying in College of Liberal Arts

MOORE'S CAREER RECEIVING STATS

YEAR	G/GS	NO	YDS	AVG	TD	LP/OPPONENT
2020 (LSU)	10/1	22	177	8.0	0	26/Ole Miss
2021 (LSU)	6/0	5	71	14.2	0	28/Central Mich
2021	12/6	20	314	15.7	1	46/Ole Miss
Total	28/7	47	562	11.9	1	46/Ole Miss

MOORE'S CAREER GAME HIGH STATS

Receptions	6	vs. Ole Miss	12/19/20
Rec. Yards	74	vs. Missouri	9/24/22
Rec. Long	46	at Ole Miss	10/15/22
Rec. TD	1	vs. Western Kentucky	11/19/22
Rush Att	1	vs. Mercer	9/3/22
Rush Yards	8	vs. Mercer	9/3/22

MOORE'S GAME-BY-GAME RECEIVING STATS

DATE	OPPONENT	ATT	YDS	Avg	TD	TD YDS
9/3/22	MERCER	0	0	0.0	0	--
9/10/22	* SAN JOSE ST	1	13	13.0	0	--
9/17/22	PENN ST	1	13	13.0	0	--
9/24/22	* MISSOURI	4	74	18.5	0	--
10/1/22	* LSU	4	55	13.8	0	--
10/8/22	at Georgia	1	14	14.0	0	--
10/15/22	* at Ole Miss	1	46	46.0	0	--
10/29/22	ARKANSAS	2	28	14.0	0	--
11/5/22	* at Mississippi State	3	23	7.7	0	--
11/12/22	TEXAS A&M	0	0	0.0	0	--
11/19/22	WESTERN KENTUCKY	2	31	15.5	1	20
11/26/22	* at Alabama	1	17	17.0	0	--



JADEN #63

MUSKRAT OL

6-3 • 302 • Jr. • TR
Berryhill, Okla. (Tulsa)
Liberal Arts

BEFORE AUBURN: Transfer offensive lineman from Tulsa ... played in all 12 games in 2022, starting the last nine at right tackle for the Hurricane ... played in four games in 2021 ... played in four games while redshirting in 2020 ... started on the offensive line at Bentonville West (Ark.) High as a senior in 2019 ... earned Class 7A all-state honors as a senior for Coach Bryan Pratt ... all-NWADG team ... previously played defensive line at Choctaw (Okla.) High

PERSONAL: Birthday is December 21 ... son of Lisa Muskrat ... has two siblings, Colin and Cora ... enjoys hunting and fishing ... studying in the College of Liberal Arts



MOSIAH #33

NASILI-KITE DL

6-2 • 285 • Sr. • TR
Pittsburg, Calif. (Maryland)
Human Sciences

BEFORE AUBURN: Defensive line graduate transfer from Maryland ... recorded 83 tackles, 14.5 TFL, 9 sacks over three seasons for the Terrapins ... honorable mention all-Big Ten ... 32 tackles (13 solo) and a sack in 2019 at Independence CC ... notched 47 tackles and three forced fumbles as a senior at Emerald Ridge High in Puyallup, Wash. ... 2017 Tacoma News Tribune all-area selection ... 2017 Associated Press first-team all-state ... also played baseball and basketball

PERSONAL: Birthday is April 18 ... son of Toakase Kite and Sunia Kite ... has five siblings: Sasilina, Marymel, Sam, Brandon and Sione ... daughter's name is Sasilina ... earned a bachelor's degree from Maryland ... studying in the College of Human Sciences

NASILI-KITE'S CAREER DEFENSIVE STATS

YEAR	G/GS	TT	UT	AT	TFL-YDS	QBS-YDS	FF/FR	PD	I/YDS
2020 (UM)	5/4	20	11	9	5.0-22	4.0-19	0/0	0	0/0
2021 (UM)	11/9	37	25	12	7.0-35	4.0-28	0/0	2	0/0
2022 (UM)	13/9	26	18	8	2.5-13	1.0-11	0/0	0	0/0
Totals	29/22	83	54	29	14.5-70	9.0-58	0/0	2	0/0

Player Bios



LARRY NIXON III #30
LB
 6-1 • 231 • Sr. • TR
 Fort Worth, Texas (North Texas)
 Liberal Arts

BEFORE AUBURN: Linebacker graduate transfer from North Texas ... 24 starts over four seasons (2019-22) for the Mean Green in 45 games played ... recorded 246 career tackles, 11.5 TFL, 5.5 sacks ... PFN all-CUSA, second team all-Texas College in 2022, finishing second on the team and fourth in CUSA with 106 tackles... red-shirted 2018 campaign

HIGH SCHOOL: Recorded 141 tackles, 8 TFL, 2.5 sacks, two interceptions and a forced fumble as a senior at Richland High for Coach Ged Kates ... 87 tackles, 4.5 sacks, an interception and three forced fumbles as a junior, earning second team all-district honors for the Royals

PERSONAL: Birthday is August 13 ... son of Larry and Ana Nixon ... has two brothers, Issiah and Noah ... father and brother played football at Sam Houston State ... cousin Jaden Nixon played at Oklahoma State ... son's name is Larry IV ... received his bachelor's degree in applied arts and sciences from North Texas in May, 2023 ... studying in the College of Liberal Arts

NIXON'S CAREER DEFENSIVE STATS

YEAR	G/GS	TT	UT	AT	TFL-YDS	QBS-YDS	FF/FR	PD	QBH	INT
2018 (UNT)	1/0	0	0	0	0.0-0	0.0-0	0/0	0	0	0-0
2019 (UNT)	10/1	17	7	10	0.0-0	0.0-0	1/0	1	0	0-0
2020 (UNT)	9/9	53	29	24	6.5-31	3.0-23	1/0	0	0	0-0
2021 (UNT)	11/6	71	33	38	2.5-14	1.5-12	0/0	1	0	0-0
2022 (UNT)	14/8	105	51	54	2.5-10	1.0-7	0/0	0	0	0-0
Total	45/24	246	120	126	11.5-55	5.5-42	2/0	2	0	0-0




GODWIN OWOLABI #94
DL
 6-2 • 320 • So. • SQ
 Tuskegee, Ala. (Booker T. Washington)
 Agriculture

2022: Did not see game action this season

HIGH SCHOOL: First team all-region offensive lineman who played for Coach Maurice Heard and Coach Tracy Stacy at Booker T. Washington High ... National Honor Society and Academic Excellence Program

PERSONAL: Birthday is February 7 ... son of Abigail Owolabi and Folorunsho Owolabi ... has four siblings: Rolanda, Comfort, Olukorede and Joshua ... studying in the College of Agriculture



SAWYER PATE #20
QB
 6-1 • 219 • So. • SQ
 Alabaster, Ala. (Thompson)
 Business

2022: Did not see game action ... SEC academic honor roll

2021: Backup quarterback ... did not see game action ... SEC academic honor roll

2020: Did not see game action ... SEC first-year academic honor roll

HIGH SCHOOL: As a senior, passed for 3,100 yards, 41 TD (plus 5 rush TD) for Coach Mark Freeman at Thompson High, winning the Class 7A state title ... 75% completion percentage ... Class 7A Back of the Year ... Shelby County male athlete of year and Birmingham player of the year ... Alabama-Mississippi All-Star Game ... also a baseball letterman ... National Honor Society, Beta Club, Mu Alpha Theta mathematics honor society

PERSONAL: Birthday is November 30 ... son of Doug and Kerri Pate ... has two sisters, Ella and Savannah ... studying in the College of Business



NEHEMIAH PRITCHETT #1
CB
 6-1 • 184 • Sr. • 4L
 Jackson, Ala. (Jackson)
 Liberal Arts

2022: Returning starter at corner ... 37 tackles, 8 PBU for season ... 2 tackles, 2 PBU against Mercer ... 3 stops against San Jose' State ... 3 tackles against Penn State ... TFL, 4 solo stops vs. LSU ... 2 tackles at Georgia ... 2 tackles, PBU at Ole Miss ... 5 tackles, TFL, 2 PBU vs. Arkansas ... 5 tackles at Mississippi State ... 13-yard sack, forced fumble, PBU, 2 tackles vs. Texas A&M ... TFL, 2 PBU, 3 tackles vs. Western Kentucky ... 4 tackles at Alabama ... game captain: Arkansas ... team defensive back of the year

2021: Starter at cornerback ... also deep on kick returns ... 3 tackles against Akron ... 80-yard return of a blocked field goal for a score against Alabama State ... career-high 6 tackles at Penn State ... 165 yards on 5 kick returns vs. Georgia State, the seventh best KOR game in Auburn records; long was 72 yards ... 5 tackles at LSU ... 5 tackles vs. Georgia ... tackle, PBU vs. Mississippi State ... 3 tackles vs. Alabama ... interception, 2 tackles, 2 PBU in Birmingham Bowl

2020: Cornerback playing an increased role ... 25 tackles for season ... first career start came at Georgia, recording 2 tackles ... 3 tackles, 3 PBU against Arkansas ... 4 tackles at South Carolina ... 48-yard interception, 2 tackles vs. LSU ... 2 tackles, PBU against Tennessee ... 2 tackles, 2 PBU at Alabama ... 3 tackles, 2 PBU at Mississippi State

2019: True freshman providing depth at cornerback ... saw first action vs. Kent State ... team-high four tackles vs. Samford

HIGH SCHOOL: Versatile athlete who was a key contributor on both sides of the ball for Coach Danny Powell at Jackson High ... Alabama-Mississippi All-Star Game ... Class 5A ASWA first team all-state ... consensus three-star athlete ... rated the No. 19 (Rivals and 24/7), 25 (ESPN) prospect from the state of Alabama ... a Class 5A first team all-state outfielder in baseball ... involved with the Fellowship of Christian Athletes

PERSONAL: Birthday is February 11 ... son of Kedrick Pritchett and Laquita Foxx-White ... has three siblings, Princeton, Jordyn and Jayce ... likes playing video games ... May, 2023, graduate of the College of Education ... studying in the College of Liberal Arts

Player Bios

PRITCHETT'S CAREER DEFENSIVE STATS

YEAR	G/GS	TT	UT	AT	TFL-YDS	QBS-YDS	FF/FR	PD	I/YDS
2019	6/0	4	4	0	0.0-0	0.0-0	0/0	0	0/0
2020	11/10	25	17	8	0.0-0	0.0-0	0/0	11	1/48
2021	13/9	27	20	7	0.0-0	0.0-0	0/0	5	1/1
2022	12/12	37	22	15	3.5-21	1.0-13	1/0	8	0/0
Totals	42/31	92	63	30	3.5-21	1.0-13	1/0	24	2/49

PRITCHETT'S CAREER GAME HIGH STATS


Tackles.....	6	at Penn State	9/18/21
TFL.....	1.0	4x (last: Western Ky)	11/19/22
Sacks.....	1.0	Texas A&M	11/12/22
INT.....	1	2x (last: vs. Houston)	12/28/21
PBU.....	3	Arkansas	10/10/20
FF.....	1	Texas A&M	11/12/22
KO Ret.....	5	Georgia St	9/25/21
KO Ret Yds.....	165	Georgia St	9/25/21
KO Ret Long.....	72	Georgia St	9/25/21
Block Return TD.....	1	vs Alabama St	9/11/21

PRITCHETT'S GAME-BY-GAME DEFENSIVE STATS

DATE	OPPONENT	TT	UT	AT	PBU	INT-Yds
9/26/20	KENTUCKY	1	1	0	1	0-0
10/3/20	* at Georgia	2	1	1	0	0-0
10/10/20	* ARKANSAS	3	2	1	3	0-0
10/17/20	* at South Carolina	4	2	2	0	0-0
10/24/20	* at Ole Miss	1	0	1	0	0-0
10/31/20	* LSU	2	2	0	0	1-48
11/21/20	* TENNESSEE	2	2	0	1	0-0
11/28/20	* at Alabama	2	2	0	2	0-0
12/5/20	* TEXAS A&M	2	1	1	1	0-0
12/12/20	* at Mississippi State	3	2	1	2	0-0
1/1/21	* vs. Northwestern (Citrus)	3	2	1	0	0-0

DATE	OPPONENT	TT	UT	AT	PBU	INT-Yds
9/4/21	* AKRON	3	2	1	0	0-0
9/11/21	* ALABAMA STATE	1	1	0	0	0-0
9/18/21	* at Penn State	6	5	1	0	0-0
9/25/21	* GEORGIA STATE	0	0	0	1	0-0
10/2/21	* at LSU	5	3	2	1	0-0
10/9/21	* GEORGIA	5	4	1	0	0-0
10/16/21	at Arkansas	1	1	0	0	0-0
10/30/21	OLE MISS	0	0	0	0	0-0
11/6/21	at Texas A&M	0	0	0	0	0-0
11/13/21	* MISSISSIPPI STATE	1	1	0	1	0-0
11/20/21	at South Carolina	0	0	0	0	0-0
11/27/21	* ALABAMA	3	2	1	0	0-0
12/28/21	* vs. Houston (Birmingham)	2	1	1	2	1-1

DATE	OPPONENT	TT	UT	AT	PBU	INT-Yds
9/3/22	* MERCER	3	2	1	2	0-0
9/10/22	* SAN JOSE ST	3	2	1	0	0-0
9/17/22	* PENN ST	3	1	2	0	0-0
9/24/22	* MISSOURI	1	1	0	0	0-0
10/1/22	* LSU	4	4	0	0	0-0
10/8/22	* at Georgia	2	0	2	0	0-0
10/15/22	* at Ole Miss	2	0	2	1	0-0
10/29/22	* ARKANSAS	5	4	1	2	0-0
11/5/22	* at Mississippi State	5	1	4	0	0-0
11/12/22	* TEXAS A&M	2	2	0	1	0-0
11/19/22	* WESTERN KENTUCKY	3	3	0	2	0-0
11/26/22	* at Alabama	4	2	2	0	0-0



ZION #10

PUCKETT S

6-0 • 226 • Sr. • 3L

Griffin, Ga. (Spalding)

Liberal Arts

2022: Returning starter at safety ... 45 tackles for season ... 3 tackles, PBU in opener against Mercer ... had 6 tackles against San Jose' State ... 3 tackles, PBU against Penn State ... 6 tackles vs. LSU ... 6 tackles at Georgia ... had 7 tackles and a sack at Ole Miss to cross the 100-tackle mark ... 5 stops and forced an Arkansas fumble ... 4 tackles at Alabama ... game captain: LSU

2021: Wore #11 first three games of season; #10 rest of year ... 46 tackles for year ... 3 solo tackles against Akron ... 2 tackles vs. Alabama State ... 2 solo tackles as a starter at Penn State ... 4 solo stops vs. Georgia State ... 6 tackles at LSU ... career-best 10 tackles to lead team vs. Georgia ... 7 tackles at Arkansas ... 9 tackles vs. Ole Miss ... 3 solo tackles vs. Mississippi State ... 2 tackles vs. Alabama ... game captain (Arkansas)

2020: Redshirt freshman at star safety ... started the Kentucky game, recording 2 tackles ... 3 tackles at Georgia ... 4 tackles vs. Arkansas ... TFL at South Carolina ... 2 tackles vs. LSU ... TFL, 3 tackles at Mississippi State ... SEC academic honor roll

2019: True freshman safety who played in four games ... four tackles, one TFL, one PBU for season ... SEC First-Year Academic Honor Roll

HIGH SCHOOL: Enrolled at Auburn in January, 2019 ... recorded 93 career tackles for Coach Nick Davis and the Spalding High Jags ... Class 4A Georgia all-state ... consensus four-star prospect at cornerback ... rated as the No. 12 (Rivals), 14 (24/7), 16 (ESPN) overall recruit from the state of Georgia ... PrepStar Dream Team ... two-time all-state pick in basketball ... part of 4x100 recordsetting relay ... honor roll student and class honors as a sophomore, junior and senior

PERSONAL: Birthday is December 31 ... son of Candis Gaston and Brian Puckett ... has four siblings: Jacoby, Jazzie, Olivia and Zoey ... May, 2023, graduate of the College of Business ... studying in the College of Liberal Arts

PUCKETT'S CAREER DEFENSIVE STATS

YEAR	G/GS	TT	UT	AT	TFL-YDS	QBS-YDS	FF/FR	PD	I/YDS
2019	4/0	4	4	0	1.0-1	0.0-0	0/0	1	0/0
2020	10/1	15	7	8	2.0-6	0.0-0	0/0	1	0/0
2021	10/9	48	35	13	0.5-0	0.0-0	0/0	0	0/0
2022	11/11	45	21	24	1.0-2	1.0-2	1/0	2	0/0
Totals	35/21	112	67	45	4.5-9	1.0-2	1/0	4	0/0

PUCKETT'S CAREER GAME HIGH STATS

Tackles.....	10	vs Georgia	10/9/21
TFL.....	1.0	4x (last: at Ole Miss)	10/15/22
Sacks.....	1.0	at Ole Miss	10/15/22
FF.....	1	Arkansas	10/29/22
PBU.....	1	4x (last: Penn St)	9/17/22

PUCKETT'S GAME-BY-GAME DEFENSIVE STATS

DATE	OPPONENT	TT	UT	AT	TFL-Yds	QBS-Yds
9/26/20	* KENTUCKY	2	0	2	0.0-0	0.0-0
10/3/20	at Georgia	3	2	1	0.0-0	0.0-0
10/10/20	ARKANSAS	4	2	2	0.0-0	0.0-0
10/17/20	at South Carolina	1	1	0	1.0-4	0.0-0
10/24/20	at Ole Miss	0	0	0	0.0-0	0.0-0
10/31/20	LSU	2	1	1	0.0-0	0.0-0
11/21/20	TENNESSEE	0	0	0	0.0-0	0.0-0
11/28/20	at Alabama	0	0	0	0.0-0	0.0-0
12/5/20	TEXAS A&M	0	0	0	0.0-0	0.0-0
12/12/20	at Mississippi State	3	1	2	1.0-2	0.0-0
1/1/21	vs. Northwestern (Citrus)				DID NOT PLAY	

Player Bios

DATE	OPPONENT	TT	UT	AT	PBU	INT-Yds
9/4/21	AKRON	3	3	0	0	0-0
9/11/21	* ALABAMA STATE	2	1	1	0	0-0
9/18/21	* at Penn State	2	2	0	0	0-0
9/25/21	* GEORGIA STATE	4	4	0	0	0-0
10/2/21	* at LSU	6	4	2	0	0-0
10/9/21	* GEORGIA	10	5	5	0	0-0
10/16/21	* at Arkansas	7	3	4	0	0-0
10/30/21	* OLE MISS	9	8	1	0	0-0
11/6/21	at Texas A&M		DID NOT PLAY			
11/13/21	* MISSISSIPPI STATE	3	3	0	0	0-0
11/20/21	at South Carolina		DID NOT PLAY			
11/27/21	* ALABAMA	2	2	0	0	0-0
12/28/21	vs. Houston (Birmingham)		DID NOT PLAY			

DATE	OPPONENT	TT	UT	AT	PBU	INT-Yds
9/3/22	* MERCER	3	2	1	1	0-0
9/10/22	* SAN JOSE ST	6	3	3	0	0-0
9/17/22	* PENN ST	3	2	1	1	0-0
9/24/22	* MISSOURI	2	0	2	0	0-0
10/1/22	* LSU	6	1	5	0	0-0
10/8/22	* at Georgia	6	3	3	0	0-0
10/15/22	* at Ole Miss	7	2	5	0	0-0
10/29/22	* ARKANSAS	5	4	1	0	0-0
11/5/22	* at Mississippi State	2	0	2	0	0-0
11/12/22	TEXAS A&M		DID NOT PLAY			
11/19/22	* WESTERN KENTUCKY	0	0	0	0	0-0
11/26/22	* at Alabama	4	3	1	0	0-0



JACOB QUATTLEBAUM #67
LS
 6-1 • 234 • Sr. • 4L
 Enterprise, Ala. (Enterprise)
 Business

2022: Returning starter at long snapper ... played in every game ... Burlsworth Trophy nominee ... SEC academic honor roll

2021: Returning starter at long snapper ... also the president of the campus Student-Athlete Advisory Committee (SAAC) ... Preseason: All-SEC 4th team (Phil Steele) ... SEC academic honor roll

2020: Backup long snapper ... saw first action of season vs. LSU ... SEC academic honor roll

2019: Became the regular long snapper for PAT and field goal after the injury to Bill Taylor at LSU ... first action came vs. Ole Miss ... played in five games ... SEC academic honor roll

2018: Walk-on long snapper who joined the team in August ... SEC first-year academic honor roll

HIGH SCHOOL: Team captain for Coach David Faulkner at Enterprise High ... also a baseball letterman ... National Honor Society ... involved with mission trips to the Dominican Republic and Atlanta's International Village


PERSONAL: Birthday is January 3 ... son of Jeanna and Russell Quattlebaum ... has one sibling, Morgan ... campus Student-Athlete Advisory Committee president (2021-22) ... involved with the Fellowship of Christian Athletes ... won the male Spring 2022 PNC Achievers Award from among all Auburn student-athletes, for his well-rounded achievement through leadership, academic success, community engagement and in competition ... May, 2022, graduate in electrical engineering ... doing graduate study in the College of Business



LUKE REEBALS #36
RB
 5-11 • 191 • RFr. • RS
 Birmingham, Ala. (Briarwood Christian)
 Architecture, Design & Construction

2022: Did not see game action this season ... SEC first-year academic honor roll
HIGH SCHOOL: Productive running back for Coach Matthew Forester at Briarwood Christian in Birmingham ... amassed 4,525 career all-purpose yards, scoring 36 touchdowns ... all-state, all-south metro and all-county honoree ... career totals of 2,846 rushing and 1,679 receiving yards for the Lions ... also played basketball and soccer ... National Honor Society and Mu Alpha Theta mathematics honor society member

PERSONAL: Birthday is February 6 ... son of Tiffany and Eric Reebals ... father played linebacker at Auburn ... has three siblings: Cal, Grey and Livi ... studying in the College of Architecture, Design and Construction



DARRON REED JR. #45
DL
 6-3 • 295 • Fr. • HS
 Columbus, Ga. (Carver)
 Business

HIGH SCHOOL: Talented defensive line prospect who earned first team all-region honors as a senior for Coach Pierre Coffey at Carver High ... helped the Carver Tigers reach the Georgia Class 3A state quarterfinals ... finished with 8.0 sacks and 33 total tackles ... ranked a top 20 prospect in Georgia by 24/7 and Rivals ... four-star rating from On3, ESPN and 24/7

PERSONAL: Birthday is November 18 ... son of Darron B. Reed ... has two siblings, Destiny and Ayden ... studying in the College of Business



J.D. RHYM #23
CB
 6-1 • 178 • So. • 1L
 Valdosta, Ga. (Valdosta)
 Education

2022: True freshman who plays mostly in nickel ... 2 solo tackles in his debut against Mercer ... 3 tackles at Georgia ... 2 solo tackles vs. Arkansas ... 3 tackles, PBU at Mississippi State in his first start

HIGH SCHOOL: Instinctive defensive back with great coverage ability ... registered 54 tackles, 5 TFL as a senior for Coach Shelton Felton at Valdosta High ... 46 tackles, 5 TFL as a junior for the Wildcats ... two-year all-Region 1-AAAAAA ... AJC first team all-state ... On3 and 24/7 rank him among the top 15 overall recruits in the state of Georgia ... top 25 nationally at his position by 24/7, On3, Rivals and ESPN ... also a track letterman

PERSONAL: Birthday is February 3 ... son of Jamica Flanders and Adrian Rhym ... has a brother, Jatavian, and a sister, Jamariah ... studying in the College of Education

Player Bios

RHYM'S CAREER DEFENSIVE STATS

YEAR	G/GS	TT	UT	AT	TFL-YDS	QBS-YDS	FF/FR	PD	I/YDS
2022	12/1	15	10	5	0.0-0	0.0-0	0/0	1	0/0

RHYM'S CAREER GAME HIGH STATS

Tackles.....	3	2x (last: at Miss St)	11/5/22
PBU.....	1	at Miss St	11/5/22

RHYM'S GAME-BY-GAME DEFENSIVE STATS

DATE	OPPONENT	TT	UT	AT	PBU	INT-Yds
9/3/22	MERCER	2	2	0	0	0-0
9/10/22	SAN JOSE ST	0	0	0	0	0-0
9/17/22	PENN ST	1	1	0	0	0-0
9/24/22	MISSOURI	0	0	0	0	0-0
10/1/22	LSU	0	0	0	0	0-0
10/8/22	at Georgia	3	2	1	0	0-0
10/15/22	at Ole Miss	0	0	0	0	0-0
10/29/22	ARKANSAS	2	2	0	0	0-0
11/5/22	* at Mississippi State	3	0	3	1	0-0
11/12/22	TEXAS A&M	1	0	1	0	0-0
11/19/22	WESTERN KENTUCKY	2	2	0	0	0-0
11/26/22	at Alabama	0	0	0	0	0-0



JOHN MARTIN #43

RICHTER Jack

6-2 • 215 • Fr. • HS
Vestavia Hills, Ala. (Vestavia Hills)
Architecture, Design & Construction

HIGH SCHOOL: Two-year defensive starter for Coach Robert Evans at Vestavia Hills High ... named to the coaches' all-region team as a senior for the Rebels ... also a baseball letterman ... member of FCA, Young Life, Student Leadership

PERSONAL: Birthday is August 6 ... son of John and Holly Richter ... has two siblings, Logan and Carlisle ... studying in the College of Architecture, Design and Construction



CAM #13

RILEY LB

6-5 • 242 • Jr. • 3L
Evergreen, Ala. (Hillcrest)
Business

2022: First year as a starter at linebacker ... 66 tackles for season, second most on squad ... opened season with 16 tackles against Mercer ... 5 tackles vs. San Jose' State ... team-high 6 tackles against Penn State ... 4 stops vs. Missouri ... injury kept him out against LSU ... 4 tackles, TFL at Georgia ... 4 tackles, TFL at Mississippi State ... 5 tackles, TFL against Texas A&M ... team-best 8 tackles vs. Western Kentucky ... team-high 12 tackles at Alabama ... coaches' defensive player of week: Mercer

2021: Reserve linebacker active on special teams ... 3 tackles against Akron ... TFL against Alabama State ... 2 tackles vs. Georgia ... 5 tackles as a starter in Birmingham Bowl vs. Houston

2020: True freshman linebacker who played in all 11 games ... saw first action against Kentucky ... made his first start at South Carolina ... 3 tackles against LSU ... 4 tackles in Citrus Bowl vs. Northwestern

HIGH SCHOOL: Productive linebacking prospect with a quick first step ... 112 tackles as a junior for Coach Clinton Smith ... Jaguars won a state title his sophomore year ... Alabama-Mississippi All-Star Game ... also a regional champion and state finalist in track as a sprinter ... rated among the top 15 prospects in the state by 247, ESPN, PrepStar, Rivals ... honor student

PERSONAL: Birthday is March 29 ... son of Diana Randolph and the late Zollie Riley ... has two brothers, Tyrell and Allen and one sister, Sabryn ... studying in the College of Business

RILEY'S CAREER DEFENSIVE STATS

YEAR	G/GS	TT	UT	AT	TFL-YDS	QBS-YDS	FF/FR	PD	QBH	INT
2020	11/1	9	4	5	0.0-0	0.0-0	0/0	0	0	0/0
2021	11/1	14	9	5	1.0-2	0.0-0	0/0	0	0	0/0
2022	11/7	66	39	27	3.5-7	0.0-0	0/0	1	1	0/0
Total	33/9	89	52	37	4.0-9	0.0-0	0/0	1	1	0/0

RILEY'S CAREER GAME HIGH STATS

Tackles.....	16	Mercer	9/3/22
TFL.....	1.0	3x (last: Texas A&M)	11/12/22
PBU.....	1	Western Kentucky	11/19/22



EVAN #78

RICHARDS OL

6-4 • 306 • RFr. • RS
Cullman, Ala. (Cullman)
Engineering

2022: Did not see game action this season ... SEC first-year academic honor roll
HIGH SCHOOL: First-team all-area offensive lineman for Coach Oscar Glasscock at Cullman High ... started 34 games during his high school career ... threw shot put as part of Bearcats' track and field squad ... National Honor Society member

PERSONAL: Birthday is September 10 ... son of Melanie Richards and Ross Richards ... brother Mason is an Auburn offensive lineman ... studying in the College of Engineering



MASON #68

RICHARDS OL

6-2 • 301 • RFr. • TR
Cullman, Ala. (Jacksonville State)
Education

BEFORE AUBURN: Transfer offensive lineman from Jacksonville State ... did not see action for the Gamecocks in 2022 ... dependable prep lineman for Coach Oscar Glasscock at Cullman High ... led the Bearcats to the AHSAA Class 6A State Playoffs three different seasons ... missed his senior campaign due to injury ... recorded 15 knockdowns as a junior in 2020 ... also a track and field letterman at Cullman

PERSONAL: Birthday is September 10 ... son of Ross and Melanie Richards ... brother Evan is an Auburn offensive lineman ... studying in the College of Education

Player Bios

RILEY'S GAME-BY-GAME DEFENSIVE STATS

DATE	OPPONENT	TT	UT	AT	TFL-Yds	QBS-Yds
9/26/20	KENTUCKY	1	0	1	0.0-0	0.0-0
10/3/20	at Georgia	0	0	0	0.0-0	0.0-0
10/10/20	ARKANSAS	0	0	0	0.0-0	0.0-0
10/17/20	* at South Carolina	0	0	0	0.0-0	0.0-0
10/24/20	at Ole Miss	0	0	0	0.0-0	0.0-0
10/31/20	LSU	3	2	1	0.0-0	0.0-0
11/21/20	TENNESSEE	0	0	1	0.0-0	0.0-0
11/28/20	at Alabama	0	0	1	0.0-0	0.0-0
12/5/20	TEXAS A&M	0	0	0	0.0-0	0.0-0
12/12/20	at Mississippi State	1	0	1	0.0-0	0.0-0
1/1/21	vs. Northwestern (Citrus)	4	1	3	0.0-0	0.0-0

DATE	OPPONENT	TT	UT	AT	TFL-Yds	QBS-Yds
9/4/21	AKRON	3	2	1	0.0-0	0.0-0
9/11/21	ALABAMA STATE	1	0	1	1.0-2	0.0-0
9/18/21	at Penn State	0	0	0	0.0-0	0.0-0
9/25/21	GEORGIA STATE	1	0	1	0.0-0	0.0-0
10/2/21	at LSU	0	0	0	0.0-0	0.0-0
10/9/21	GEORGIA	2	0	2	0.0-0	0.0-0
10/16/21	at Arkansas				DID NOT PLAY	
10/30/21	OLE MISS				DID NOT PLAY	
11/6/21	at Texas A&M	0	0	0	0.0-0	0.0-0
11/13/21	MISSISSIPPI STATE	2	2	0	0.0-0	0.0-0
11/20/21	at South Carolina				DID NOT PLAY	
11/27/21	ALABAMA	0	0	0	0.0-0	0.0-0
12/28/21	* vs. Houston (Birmingham)	5	4	1	0.0-0	0.0-0

DATE	OPPONENT	TT	UT	AT	TFL-Yds	QBS-Yds
9/3/22	* MERCER	16	10	6	0.0-0	0.0-0
9/10/22	* SAN JOSE ST	5	4	1	0.0-0	0.0-0
9/17/22	* PENN ST	6	4	2	0.0-0	0.0-0
9/24/22	* MISSOURI	4	2	2	0.0-0	0.0-0
10/1/22	LSU				DID NOT PLAY	
10/8/22	at Georgia	4	2	2	0.5-1	0.0-0
10/15/22	at Ole Miss	0	0	0	0.0-0	0.0-0
10/29/22	ARKANSAS	1	1	0	0.0-0	0.0-0
11/5/22	at Mississippi State	4	2	2	1.0-3	0.0-0
11/12/22	* TEXAS A&M	5	4	1	1.0-3	0.0-0
11/19/22	* WESTERN KENTUCKY	8	5	3	0.5-1	0.0-0
11/26/22	* at Alabama	12	5	7	0.5-1	0.0-0



MICAH #84
RILEY-DUCKER TE
 6-5 • 247 • RFr. • 1L
 Omaha, Neb. (Bellevue West)
 Business

2022: Played in four games as a reserve ... first action came against Mercer
HIGH SCHOOL: Strong, athletic pass catcher and blocker ... averaged 18.6 yards on 36 catches with 6 touchdowns for Coach Michael Huffman and the Bellevue West Thunderbirds as a senior ... first team Class A all-state ... also a basketball and track & field letterman ... Rivals and ESPN both rate him the No. 15 tight end prospect nationally ... top 6 recruit from the state of Nebraska by ESPN, Rivals, 24/7, PrepStar
PERSONAL: Birthday is July 7 ... son of Molly Ducker and Dontrell Ducker ... has three siblings: Marshall, Jevyon and Trystn ... studying in the College of Business



JUSTIN #97
ROGERS DL
 6-3 • 346 • Jr. • TR
 Detroit, Mich. (Kentucky)
 Liberal Arts

BEFORE AUBURN: Transfer defensive lineman from Kentucky ... played in 33 games from 2020-22, making 60 tackles, 5 TFL ... four-year starter who dominated both sides of the ball — offensive tackle and defensive end — for Coach Greg Carter at Oak Park High ... Detroit News Football Dream Team and the All-North Football Team in 2019 ... ranked the No. 1 player in the state of Michigan by 247 ... as a senior, did not give up a sack offensively, and defensively had six sacks, forced three fumbles and recovered two fumbles ... 22 TFL, seven sacks and four forced fumbles to help Oak Park win the OAA White Division championship as a junior
PERSONAL: Birthday is September 12 ... son of Joya Townsei ... has two brothers, Jeremiah and Raychard ... studying in the College of Liberal Arts

ROGERS' CAREER DEFENSIVE STATS

YEAR	G/GS	TT	UT	AT	TFL-YDS	QBS-YDS	FF/FR	PD	I/YDS
2020 (UK)	7/2	9	5	4	1.0-2	1.0-2	0/0	0	0/0
2021 (UK)	13/4	16	5	11	2.5-10	1.5-9	0/0	0	0/0
2022 (UK)	13/12	35	9	26	1.5-3	0.5-2	0/0	0	0/0
Total	33/18	60	19	41	5.0-15	2.0-13	0/0	0	0/0



GABRIEL #?
RUSSO P/K
 6-0 • 223 • Fr. • HS
 Montgomery, Ala. (Montgomery Catholic)
 Business

HIGH SCHOOL: Nationally ranked kicking specialist for Coach Kirk Johnson at Montgomery Catholic High ... Under Armour All-American ... ranked No. 3 among high school punters nationally by Kohl's Kicking ... also a soccer letterman
PERSONAL: Birthday is April 25 ... son of Paul and Allison Russo ... has five siblings: Michael, Kolbe, Matt, Anna and Benny ... studying in the College of Business



KEIONTE #6
SCOTT CB
 6-0 • 188 • Jr. • 1L
 San Diego, Calif. (Snow College)
 Liberal Arts

2022: Junior college transfer who is the primary nickel ... 54 tackles for season ... 5 tackles, TFL in his debut against Mercer ... had 4 tackles, sack, TFL, PBU vs. San Jose' State in his first start ... 4 tackles against Penn State ... 4 solo tackles vs. Missouri ... 4 tackles, TFL vs. LSU ... 4 tackles at Georgia ... interception, 8 tackles and a PBU at Ole Miss ... 2 solo tackles vs. Arkansas ... 4 tackles, PBU vs. Texas A&M ... 4 solo tackles vs. Western Kentucky ... 5 tackles, PBU at Alabama

Player Bios

BEFORE AUBURN: Athletic junior college playmaker who served as a team captain at Snow College ... two-season contributor on defense and as a return specialist at Snow College for Coach Zac Erekson ... two-time juco All-America ... co-defensive player of the year ... Badgers were 7-1 last fall ... CFA juco preseason All-America ... two-way starter at Helix (Calif.) High for Coach Robbie Owens, helping the Highlanders win the Southern California open division ... also a track & field letterman ... 24/7 ranked him the top juco prospect at his position

PERSONAL: Birthday is August 11 ... studying in the College of Liberal Arts at Auburn

K. SCOTT'S CAREER DEFENSIVE STATS

YEAR	G/GS	TT	UT	AT	TFL-YDS	QBS-YDS	FF/FR	PD	I/YDS
2022	12/9	54	35	19	4.0-9	1.0-4	0/0	4	1/0

K. SCOTT'S CAREER GAME HIGH STATS

Tackles.....	8	at Ole Miss	10/15/22
TFL.....	1.0	3x (last: LSU)	10/1/22
Sacks.....	1.0	San Jose State	9/10/22
INT.....	1	at Ole Miss	10/15/22
PBU.....	1	4x (last: at Alabama)	11/26/22

K. SCOTT'S GAME-BY-GAME DEFENSIVE STATS

DATE	OPPONENT	TT	UT	AT	PBU	INT-Yds
9/3/22	MERCER	5	2	3	0	0-0
9/10/22	* SAN JOSE ST	4	3	1	1	0-0
9/17/22	* PENN ST	5	4	1	0	0-0
9/24/22	* MISSOURI	2	2	0	0	0-0
10/1/22	* LSU	4	4	0	0	0-0
10/8/22	* at Georgia	4	3	1	0	0-0
10/15/22	* at Ole Miss	2	1	1	1	1-0
10/29/22	ARKANSAS	2	2	0	0	0-0
11/5/22	at Mississippi State	5	3	2	0	0-0
11/12/22	* TEXAS A&M	4	1	3	1	0-0
11/19/22	* WESTERN KENTUCKY	4	4	0	0	0-0
11/26/22	* at Alabama	5	4	1	1	0-0



TYLER SCOTT #27
CB

6-1 • 193 • Fr. • HS
Austell, Ga. (Pebblebrook)
Business

HIGH SCHOOL: Physical, aggressive corner with great instincts ... a 2022 GACA first team all-state honoree for the Pebblebrook Falcons and Coach Leroy Hood ... Army All-American Bowl ... first team all-region ... helped the Falcons make the Class 7A state playoffs as a junior and senior ... 2021 all-region honorable mention ... totaled 25 tackles as a junior ... a top 40 prospect in Georgia by Rivals and On3

PERSONAL: Birthday is December 12 ... son of Sheronica Scott ... has four siblings: D.J., Cam, Kobe and Remy ... studying in the College of Business



JYAIRE SHORTER #14
WR

6-2 • 209 • Sr. • TR
Cordele, Ga. (North Texas)
Education

BEFORE AUBURN: Graduate transfer wide receiver from North Texas ... 26 starts in four seasons playing in 32 games for the Mean Green ... in 2022, led the FBS in yards per reception (27.2) with 23 catches for 628 yards with 11 scores ... honorable mention all-CUSA as a comeback player of the year finalist ... 58 receptions for 1,320 yards and 20 touchdowns during his North Texas career (2018-22) ... snagged 37 receptions for 731 yards and three touchdowns as a senior at Ellison (Texas) High playing for Coach Trent Gregory ... 36 receptions for 640 yards and eight touchdowns as a junior, earning second team all-District 8-6A honors ... also a basketball and track and field letterman

PERSONAL: Birthday is April 10 ... son of Jennifer and Elgin Arceneaux ... has one sister, Escence ... earned a bachelor's degree in criminal justice in May, 2023, from North Texas ... pursuing graduate studies in the College of Education

SHORTER'S CAREER RECEIVING STATS

YEAR	G/GS	NO	YDS	AVG	TD	LP/OPPONENT
2018 (UNT)	2/0	1	15	15.0	0	15/UIW
2019 (UNT)	12/10	24	473	19.7	9	57/Charlotte
2020 (UNT)	3/3	4	97	24.3	0	49/HBU
2021 (UNT)	2/0	6	107	17.8	0	45/SMU
2022 (UNT)	13/11	23	628	27.3	11	58/UTSA
Total	32/24	58	1320	22.8	20	58/UTSA



JAYLIN SIMPSON #36
CB

6-1 • 178 • Sr. • 3L
Brunswick, Ga. (Frederica Academy)
Business

2022: Starter at cornerback opposite Nehemiah Pritchett ... 2 tackles vs. San Jose State and against Penn State ... 4 solo tackles, PBU against Missouri ... 2 solo stops, PBU vs. LSU ... 3 tackles at Georgia ... career high 6 tackles vs. Arkansas ... interception, 5 tackles at Mississippi State ... 3 solo tackles vs. Texas A&M ... interception, 3 tackles, 3 PBU against Western Kentucky ... 6 tackles at Alabama

2021: Reserve cornerback ... missed the Alabama State and Penn State games (injury) ... 4 tackles at LSU ... 2 tackles against Georgia ... 5 tackles at Arkansas ... key fourth-quarter interception vs. Ole Miss ... 4 tackles at Texas A&M ... 2 tackles vs. Mississippi State ... 4 tackles at South Carolina ... 3 tackles, PBU vs. Alabama ... 2 tackles in Birmingham Bowl vs. Houston

2020: Made his first start at cornerback against Kentucky, recording 4 tackles, a TFL and a PBU ... injury kept him out of action against Georgia and Arkansas ... 2 tackles, PBU against LSU ... tackle, PBU against Tennessee ... 4 tackles at Mississippi State ... 2 solo tackles in Citrus Bowl ... SEC Freshman of Week (Kentucky) ... Jim Thorpe Award honor roll (Kentucky)

2019: True freshman safety who played in four games ... two tackles for season

HIGH SCHOOL: Talented defender who projects as a safety ... 48 tackles, four interceptions as a senior for Coach Brandon Derrick's Knights at Frederica Academy, helping them to the state championship ... GISA all-state and all-region 2-3A ... consensus four-star recruit ... PrepStar All-America ... state high jump champion and a basketball and baseball letterman

PERSONAL: Birthday is March 17 ... son of Thaquanna Cannon ... has two siblings, Shakira and Lync ... a battle rapper ... studying in the College of Business at Auburn

Player Bios

SIMPSON'S CAREER DEFENSIVE STATS

YEAR	G/GS	TT	UT	AT	TFL-YDS	QBS-YDS	FF/FR	PD	I/YDS
2019	4/0	2	0	2	0.5-1	0.0-0	0/0	0	0/0
2020	8/1	14	10	4	1.0-6	0.0-0	0/0	3	0/0
2021	11/5	27	22	5	1.0-1	0.0-0	0/0	4	1/0
2022	12/6	37	29	8	0.0-0	0.0-0	0/0	5	2/14
Totals	35/12	80	61	19	2.5-8	0.0-0	0/0	12	3/14

SIMPSON'S CAREER GAME HIGH STATS


Tackles.....	6	2x (last: at Alabama)	11/26/22
TFL.....	1.0	2x (last: Texas A&M)	11/6/21
PBU.....	3	Western Kentucky	11/19/22
INT.....	1	3x (last: Western Ky)	11/19/22

SIMPSON'S GAME-BY-GAME DEFENSIVE STATS

DATE	OPPONENT	TT	UT	AT	PBU	INT-Yds
9/26/20	* KENTUCKY	3	3	1	1	0-0
10/3/20	at Georgia					DID NOT PLAY
10/10/20	ARKANSAS					DID NOT PLAY
10/17/20	at South Carolina	0	0	0	0	0-0
10/24/20	at Ole Miss	0	0	0	0	0-0
10/31/20	LSU	2	2	0	1	0-0
11/21/20	TENNESSEE	1	0	1	1	0-0
11/28/20	at Alabama					DID NOT PLAY
12/5/20	TEXAS A&M	1	1	0	0	0-0
12/12/20	at Mississippi State	4	2	2	0	0-0
1/1/21	vs. Northwestern (Citrus)	2	2	0	0	0-0

DATE	OPPONENT	TT	UT	AT	PBU	INT-Yds
9/4/21	AKRON	0	0	0	0	0-0
9/11/21	ALABAMA STATE					DID NOT PLAY
9/18/21	at Penn State					DID NOT PLAY
9/25/21	GEORGIA STATE	0	0	0	0	0-0
10/2/21	at LSU	4	3	1	0	0-0
10/9/21	GEORGIA	2	1	1	0	0-0
10/16/21	* at Arkansas	5	3	2	0	0-0
10/30/21	* OLE MISS	1	1	0	0	1-0
11/6/21	* at Texas A&M	4	3	1	1	0-0
11/13/21	MISSISSIPPI STATE	2	2	0	0	0-0
11/20/21	* at South Carolina	4	4	0	1	0-0
11/27/21	ALABAMA	3	3	0	1	0-0
12/28/21	* vs. Houston (Birmingham)	2	2	0	0	0-0

DATE	OPPONENT	TT	UT	AT	PBU	INT-Yds
9/3/22	* MERCER	0	0	0	0	0-0
9/10/22	* SAN JOSE ST	2	2	0	0	0-0
9/17/22	PENN ST	2	1	1	0	0-0
9/24/22	MISSOURI	4	4	0	1	0-0
10/1/22	LSU	2	2	0	1	0-0
10/8/22	at Georgia	3	2	1	0	0-0
10/15/22	at Ole Miss	1	0	1	0	0-0
10/29/22	* ARKANSAS	6	4	2	0	0-0
11/5/22	at Mississippi State	5	3	2	0	1-17
11/12/22	* TEXAS A&M	3	3	0	0	0-0
11/19/22	* WESTERN KENTUCKY	3	3	0	3	1/-3
11/26/22	* at Alabama	6	5	1	0	0-0



STEPHEN

SINGS V

?-? • ???? • Jr. • TR

Charlotte, N.C. (Liberty)

Education

#18

Jack

BEFORE AUBURN: Graduate transfer edge rusher from Liberty ...played in 33 games for the Flames from 2020-22, recording 48 tackles, 9.5 TFL, 7.0 sacks ... two-time all-conference selection for Coach Aaron Brand at Vance High ... set school record as a junior with 21 sacks ... team defensive player of the year as a senior ... also a tennis letterman

PERSONAL: Birthday is October 26 ... son of Olivia Robbins and Stephen Sings Sr. ... has three older brothers all named Stephen ... loves to cook ... earned a bachelor's degree from Liberty in interdisciplinary sciences ... doing graduate study in the College of Education

SINGS' CAREER DEFENSIVE STATS

YEAR	G/GS	TT	UT	AT	TFL-YDS	QBS-YDS	FF/FR	PD	QBH	INT
2020	10/0	10	7	3	3.0-23	2.5-20	0/0	1	1	0-0
2021	12/1	25	13	12	3.0-16	1.0-8	0/1	0	2	0-0
2022	11/0	13	9	4	3.5-29	3.5-29	0/0	3	0	0-0
Total	33/1	48	29	19	9.5-68	7.0-57	0/1	4	3	0-0



ENYCE

SLEDGE

6-2 • 311 • RFr. • 1L

Monroe, La. (Neville)

Business

#90

DL

2022: Saw first game action against Western Kentucky

HIGH SCHOOL: Big defensive lineman who is tough and athletic with great quickness ... played multiple positions up front helping Coach Jeff Tannehill and the Neville Tigers advance to the Class 4A semifinals as a junior and senior ... has the tools to provide depth in his first year and will develop into a dominant SEC defensive lineman ... two-time first team all-district, team captain and second team all-NE Louisiana ... also a basketball letterman ... rated as one of the top 50 overall prospects in the state of Louisiana by ESPN, On3 and 24/7

PERSONAL: Birthday is March 1 ... son of Sequoia Sledge ... has one sibling, Emaude ... uncles Dedrick Jones and Dequinta Jones played college football ... studying in the College of Business



SYLVESTER

SMITH

5-11 • 186 • Fr. • HS

Munford, Ala. (Munford)

Business

#19

S

HIGH SCHOOL: Versatile defensive back with experience all over the field ... led Coach Michael Easley's Munford Lions to the first round of the 2022 AHSAA 4A state playoffs ... two-time ASWA first team all-state (2020, 2022)... 2022 Alabama-Mississippi All-Star Game ... 42 tackles, 4.0 TFL, 2 PBU and 5 INT as a senior ... also played QB ... rushed for 1,735 yards and 24 TD and completed 47 of 93 passes for 606 yards and 7 TD ... four-star recruit by ESPN, Rivals and 24/7 ... rated as high as the No. 101 player and No. 5 safety in the class by Rivals ... top 20 player in Alabama and top 25 safety in the country by ESPN, Rivals and 24/7 ... also a basketball and baseball letterman

PERSONAL: Birthday is November 4 ... son of Alesia Norwood and Sylvester Smith ... has three siblings, Reggie, Demetrius and Aubrey ... enjoys hunting and fishing ... studying in the College of Business

Player Bios



GRIFFIN #39
SPEAKS S
 5-11 • 188 • Jr. • TR
 Auburn, Ala. (Baylor)
 Engineering

BEFORE AUBURN: Graduate transfer safety from Baylor ... played in 31 games from 2019-22 as an important contributor on punt and kickoff coverage ... three-time academic all-Big 12 honoree ... redshirted 2019 season and appeared in four games during 2020 ... helped Auburn High to 10 wins in 2018 as starting quarterback for Coach Adam Winegarden ... passed for 1,161 yards and 16 touchdowns and rushed for 305 yards and three scores as the Tigers advanced to the second round of state playoffs ... played safety as a junior ... key component of the 2018 state baseball championship team as a junior

PERSONAL: Birthday is October 1 ... son of Tim and April Speaks ... father played football at Auburn ... has three brothers: Jackson, Harrison and Sullivan ... received his bachelor's degree in entrepreneurship and corporate innovation from Baylor in December, 2022 ... studying in the College of Engineering



COLBY #83
STAFFORD WR
 5-11 • 179 • RFr. • RS
 Mobile, Ala. (UMS-Wright)
 Sciences & Mathematics

2022: Did not see game action this season

HIGH SCHOOL: Productive athlete on both sides of the ball at UMS-Wright for Coach Terry Curtis, helping the Bulldogs to the Class 4A state title ... Coastal player of the week ... second team all-state and first team all-Coastal Region ... also a track letterman on the state championship team ... National Honor Society and honoraries for English, math, history and science

PERSONAL: Birthday is May 24 ... son of Ken Stafford and Jenny Stafford ... has two siblings, Tyler and Blakely ... studying in the College of Sciences and Mathematics



WESLEY #32
STEINER LB
 6-0 • 245 • Sr. • 3L
 Warner Robins, Ga. (Houston County)
 Education

2022: Versatile linebacker ... 5 tackles vs. San Jose' State ... 3 tackles against Penn State ... starter vs. LSU, recording team-best 11 tackles ... 6 solo stops at Georgia ... recorded 10 tackles as a starter at Ole Miss ... 4 stops vs. Arkansas ... 3 tackles in a start at Mississippi State ... SEC academic honor roll

2021: Reserve linebacker who is on four special teams units ... 2 tackles against Akron and Alabama State ... 2 tackles, 1.5 TFL at Penn State ... first start came against Georgia State, recording 5 tackles ... pair of solo tackles vs. Georgia ... career best 6 tackles in Birmingham Bowl ... special teams player of week (Akron) ... SEC academic honor roll

2020: True freshman linebacker who played in nine games ... three tackles for season ... saw first action at Georgia ... SEC first-year academic honor roll

HIGH SCHOOL: Powerful defender with great commitment and dedication ... recorded 93 tackles, 6.0 TFL as a senior for Coach Ryan Crawford and the Houston County Bears ... Under Armour All-America Game ... HHJ multi-sport athlete of the year ... two-time state champion in the discus and a wrestling and basketball letterman ... ESPN rates him the No. 6 prospect in Georgia ... top five nationally at his position by 247, PrepStar, ESPN ... member of National Honor Society and Beta Club

PERSONAL: Birthday is February 21 ... son of Elisabeth Steiner and grandson of Diann Steiner ... has three siblings, Jenae, Elias and Lydia ... studying in the College of Education

STEINER'S CAREER DEFENSIVE STATS

YEAR	G/GS	TT	UT	AT	TFL-YDS	QBS-YDS	FF/FR	PD	QBH	INT
2020	9/0	3	1	2	0.0-0	0.0-0	0/0	0	0	0-0
2021	13/1	21	10	11	1.5-2	0.0-0	0/0	0	1	0-0
2022	12/5	47	31	16	0.0-0	0.0-0	0/0	0	0	0-0
Total	34/6	71	42	28	1.5-2	0.0-0	0/0	0	1	0-0

STEINER'S CAREER GAME HIGH STATS

Tackles.....	11	LSU	10/1/22
TFL.....	1.5	at Penn State	9/18/21

STEINER'S GAME-BY-GAME DEFENSIVE STATS

DATE	OPPONENT	TT	UT	AT	TFL-YDS	QBS-YDS
9/26/20	KENTUCKY				DID NOT PLAY	
10/3/20	at Georgia	0	0	0	0.0-0	0.0-0
10/10/20	ARKANSAS	0	0	0	0.0-0	0.0-0
10/17/20	at South Carolina	0	0	0	0.0-0	0.0-0
10/24/20	at Ole Miss	1	0	1	0.0-0	0.0-0
10/31/20	LSU	1	1	0	0.0-0	0.0-0
11/21/20	TENNESSEE				DID NOT PLAY	
11/28/20	at Alabama	0	0	0	0.0-0	0.0-0
12/5/20	TEXAS A&M	0	0	0	0.0-0	0.0-0
12/12/20	at Mississippi State	0	0	0	0.0-0	0.0-0
1/1/21	vs. Northwestern (Citrus)	1	0	1	0.0-0	0.0-0

DATE	OPPONENT	TT	UT	AT	TFL-Yds	QBS-Yds
9/4/21	AKRON	2	0	2	0.0-0	0.0-0
9/11/21	ALABAMA STATE	2	1	1	0.0-0	0.0-0
9/18/21	at Penn State	2	1	1	1.5-2	0.0-0
9/25/21	* GEORGIA STATE	5	3	2	0.0-0	0.0-0
10/2/21	at LSU	0	0	0	0.0-0	0.0-0
10/9/21	GEORGIA	2	2	0	0.0-0	0.0-0
10/16/21	at Arkansas	2	0	2	0.0-0	0.0-0
10/30/21	OLE MISS	0	0	0	0.0-0	0.0-0
11/6/21	at Texas A&M	0	0	0	0.0-0	0.0-0
11/13/21	MISSISSIPPI STATE	0	0	0	0.0-0	0.0-0
11/20/21	at South Carolina	0	0	0	0.0-0	0.0-0
11/27/21	ALABAMA	0	0	0	0.0-0	0.0-0
12/28/21	vs. Houston (Birmingham)	6	3	3	0.0-0	0.0-0

DATE	OPPONENT	TT	UT	AT	TFL-Yds	QBS-Yds
9/3/22	MERCER	1	1	0	0.0-0	0.0-0
9/10/22	SAN JOSE ST	5	4	1	0.0-0	0.0-0
9/17/22	PENN ST	3	2	1	0.0-0	0.0-0
9/24/22	MISSOURI	1	0	1	0.0-0	0.0-0
10/1/22	* LSU	11	10	1	0.0-0	0.0-0
10/8/22	* at Georgia	6	6	0	0.0-0	0.0-0
10/15/22	* at Ole Miss	10	5	5	0.0-0	0.0-0
10/29/22	* ARKANSAS	4	1	3	0.0-0	0.0-0
11/5/22	* at Mississippi State	3	1	2	0.0-0	0.0-0
11/12/22	TEXAS A&M	0	0	0	0.0-0	0.0-0
11/19/22	WESTERN KENTUCKY	1	0	1	0.0-0	0.0-0
11/26/22	at Alabama	1	1	0	0.0-0	0.0-0

Player Bios



KAM #62
STUTTS OL
 6-5 • 343 • Sr. • 4L
 Killen, Ala. (Brooks)
 Business

2022: Won the starting job at right guard during preseason camp ... rotated there with Keiondre Jones ... starter at left guard against LSU and at Georgia ... starter at right guard vs. Ole Miss, Arkansas, Mississippi State, Texas A&M, Western Kentucky and Alabama

2021: Reserve offensive lineman who was also a key contributor on special teams ... played in 11 games

2020: Veteran guard who provides depth along offensive line

2019: Reserve offensive lineman who played in 12 games

2018: Freshman offensive lineman ... saw first career action vs. Alabama State

HIGH SCHOOL: Agile offensive line prospect who helped the Brooks Lions to the Alabama state Class 5A playoffs ... high school coach was Brad Black ... Mr. Football finalist and Lauderdale County athlete of the year ... two-year first team all-state and super all-state as a senior ... Alabama-Mississippi All-Star Game ... two-year Times-Daily all-area in football and track and field ... ESPN, Rivals, 247Sports three star ... two-time state shot put champion ... member of National Honor Society, Boys' State delegate, FBLA state finalist

PERSONAL: Birthday is February 8 ... son of Stephanie Stutts ... has one sister, Krisslynn ... May, 2022, graduate of the College of Education ... working toward a master's in business administration



PAUL #38
THOMPSON JR. S
 6-0 • 193 • RFr. • RS
 Hoover, Ala. (Hoover)
 Business

2022: Did not see game action this season ... SEC first-year academic honor roll

HIGH SCHOOL: Hard-hitting defender who recorded 76 tackles, 8 pass break-ups and 2 interceptions for Coach Josh Niblett at Hoover High ... scored touchdowns on an interception return and a fumble recovery ... helped the Buccaneers advance to the state semifinals each season of his career ... also a baseball and wrestling letterman

PERSONAL: Birthday is November 14 ... son of Amanda and Paul Thompson ... has one sister, Lauren ... studying in the College of Business



PAYTON #1
THORNE QB
 6-2 • 203 • Jr. • TR
 Naperville, Ill. (Michigan State)
 Liberal Arts

BEFORE AUBURN: Graduate transfer quarterback from Michigan State ... three-year letterwinner for the Spartans; 2021 and 2022 team captain ... 49 career TD passes on 524-860 (.609) passing for 6,494 yards in 29 career games (223.9 ypg), including 26 career starts (16-10 record) ... ranks among Michigan State's career leaders in passing touchdowns (fourth with 49), completion percentage (fifth at .609), passing yards (sixth with 6,494), pass completions (sixth with 524), pass attempts (sixth with 860) and passing efficiency (eighth with 137.6 rating) ... five career games with 300-plus yards passing ... multiple TDs thrown in 13 games ... threw for three or more TDs in seven career games along with four TDs in three games ... also scored five rushing touchdowns (one in 2020; four in 2021; one in 2022) ... three-time Academic All-Big Ten selection ... redshirted 2019 season

HIGH SCHOOL: 2018 USA Today Illinois offensive player of the year ... in three varsity seasons, including his sophomore year at Metea Valley before transferring to Naperville Central, passed for 7,008 yards and 83 TDs, and also rushed for 1,035 yards and 14 TDs ... in two seasons at Naperville Central under Coach Mike Stine, became the career leader in completions (342), passing yards (5,367) and touchdowns (65) ... Chicago Sun-Times, Naperville Sun, DuPage Valley Conference player of year ... first-team all-IHSFCA Class 8 selection ... threw for 3,113 yards and 40 touchdowns as a senior to lead Naperville Central to the second round of the Class 8A playoffs ... also ran for 451 yards and four scores ... three-time academic all-state ... also played basketball and baseball

PERSONAL: Birthday is June 26 ... son of Jeff and Joanna Thorne ... father Jeff was offensive coordinator, assistant head coach and head coach at North Central College, compiling a 65-10 record in six seasons, including a 46-4 record in CCIW play and the program's first NCAA Division III national championship in 2019; the team finished NCAA runner-up in 2021 with a 13-1 record ... Jeff also played quarterback at Eastern Illinois and was the offensive coordinator at Western Michigan in 2022 ... grandfather John Thorne is in the North Central College Athletics Hall of Fame; during John's coaching tenure, the Cardinals recorded 118 victories, won eight straight CCIW titles (2006-13) and made eight appearances in the NCAA Division III playoffs ... grandfather Dave Martin played football at Wisconsin ... has two sisters, Noelle and Lauren ... received bachelor's degree in communication from Michigan State ... doing graduate work in the College of Liberal Arts

THORNE'S CAREER PASSING STATS

YEAR	G/GS	CMP	ATT	PCT	YDS	INT	TD	LP/OPPONENT
2020 (MSU)	4/1	48	85	56.4	582	3	3	55/Ohio St
2021 (MSU)	13/13	234	388	60.3	3233	10	27	85/Youngstown St
2022 (MSU)	12/12	242	387	62.5	2679	11	19	72/Wisconsin
Totals	29/26	524	860	60.9	6494	24	49	85/Youngstown St

THORNE'S CAREER RUSHING STATS

YEAR	G/GS	NO	YDS	AVG	TD	LP/OPPONENT
2020 (MSU)	4/1	25	47	1.9	1	38/Indiana
2021 (MSU)	13/13	82	181	2.2	4	32/Purdue
2022 (MSU)	12/12	60	42	0.7	1	21/Washington
Totals	29/26	167	270	1.6	6	38/Indiana

Player Bios



WILL #80
UPTON WR
 5-9 • 177 • Fr. • HS
 Jackson, Miss. (Jackson Prep)
 Engineering

HIGH SCHOOL: Productive receiver who had 123 catches for 2,226 yards and 31 touchdowns as a prep standout ... team captain for Coach Doug Goodwin as the Patriots won the 2022 state championship ... MAIS 6A offensive player of the year; MAIS and MSA all-star ... two-time first team 6A all-conference and Buddy Crosby MVP ... National Merit finalist, National Honor Society, Mu Alpha Theta math honor society, MS star student, student council ... on the A team in golf and an all-conference honoree in soccer, scoring 20 goals

PERSONAL: Birthday is September 30 ... son of Mary Elizabeth and Charlie Upton ... has three brothers, Carl, Joseph and Russ ... studying in the College of Engineering



KYLE #42
VACCARELLA LS
 6-3 • 229 • So. • SQ
 Fairfield, Conn. (Fairfield Prep)
 Business

2022: Did not see game action ... SEC academic honor roll

2021: Did not see game action while redshirting ... AD Honor Roll and SEC first-year academic honor roll

HIGH SCHOOL: Rated the No. 2 long snapper nationally by Rubio Long Snapping ... played defensive end and fullback along with snapping for Coach Keith Hellstern at Fairfield Prep ... New Haven Register all-state ... also on the baseball and ski racing teams


PERSONAL: Birthday is June 15 ... son of Jon Vaccarella and Christine Vaccarella ... mom was a high jumper at Virginia Tech ... has one sister, Nicole, who played volleyball at Lehigh ... studying in the College of Business



DILLON #52
WADE OL
 6-3 • 307 • Jr. • TR
 Houston, Texas (Tulsa)
 Liberal Arts

BEFORE AUBURN: Transfer offensive lineman from Tulsa ... played in 17 games during the 2021-22 seasons at Tulsa, starting 12 games ... three-year starter at Cypress Falls High for Coach Chris Brister ... first team all-district as a junior and senior ... helped lead the Eagles to a 10-2 record his senior season

PERSONAL: Birthday is May 23 ... son of Robert Wade and Cenetta Wade ... has a sister, Robyn, and two brothers, Joseph and Larry ... studying in the College of Liberal Arts



GARRISON #96
WALKER DL
 6-1 • 296 • Jr. • 2L
 Toccoa, Ga. (Reinhardt)
 Liberal Arts

2022: Saw action in two games ... tackle against Western Kentucky ... SEC academic honor roll

2021: Transfer defensive lineman who saw action in three games ... recorded two tackles and 0.5 TFL ... SEC first-year academic honor roll

BEFORE AUBURN: Played two seasons at Reinhardt University ... first team all-region performer for Coach Wesley Tankersley at Stephens County High ... three-year starter for the Indians, playing offensive guard and defensive tackle ... WNEG regional player of the year ... also a letterman in wrestling and track

PERSONAL: Birthday is August 20 ... son of Sabrina and Gary Walker ... father played at Auburn (1993-94) and 11 years in the NFL ... has two brothers, Gary (played 2016-19 at Auburn) and Gavin and a sister, Samara ... May, 2023, graduate of the College of Liberal Arts ... now working toward a master's degree



ZYKEIVOUS #91
WALKER DL
 6-4 • 294 • Jr. • 33L
 Ellaville, Ga. (Schley County)
 Liberal Arts

2022: Only action came against Georgia

2021: Defensive lineman gaining experience ... 2 tackles, PBU against Akron ... sack, 2 tackles at South Carolina ... SEC academic honor roll

2020: True freshman defensive tackle ... saw first action against Kentucky ... sack and 4 tackles against Arkansas ... 2 solo tackles vs. LSU ... 2 tackles against Texas A&M ... first start came in Citrus Bowl vs. Northwestern, recording 3 tackles ... SEC academic honor roll

HIGH SCHOOL: Aggressive pass rusher who arrived at Auburn in January ... led the Schley County Wildcats to the playoffs ... 85 tackles, 11.0 sacks, 29.0 TFL as a senior for Coach Darren Alford ... GHSA regional player of the year as a junior with 10.5 sacks ... GSWA all-state ... also a basketball and track and field letterman ... 247 ranks him the No. 7 prospect nationally at his position ... top 15 recruit from Georgia by 247, Rivals, PrepStar

PERSONAL: Birthday is October 5 ... son of Melanie Dupree and Carlton Goggins ... has five sisters and two brothers ... studying in the College of Liberal Arts

Z. WALKER'S CAREER DEFENSIVE STATS

YEAR	G/GS	TT	UT	AT	TFL-YDS	QBS-YDS	FF/FR	PD	QBH	INT
2020	10/1	14	9	5	1.0-3	1.0-3	0/0	0	1	0-0
2021	8/0	6	3	3	1.5-2	0.0-0	0/0	1	0	0-0
2022	1/0	0	0	0	0.0-0	0.0-0	0/0	0	0	0-0
Total	19/1	20	12	8	2.5-5	1.0-3	0/0	1	1	0-0

Z. WALKER'S CAREER GAME HIGH STATS

Tackles.....	4	Arkansas	10/10/20
TFL.....	1.0	2x (las: at S Caro)	11/20/20
Sacks.....	1.0	Arkansas	10/10/20
PBU.....	1	Akron	9/4/21

Player Bios

Z. WALKER'S GAME-BY-GAME DEFENSIVE STATS

DATE	OPPONENT	TT	UT	AT	TFL-YDS	QBS-YDS
9/26/20	KENTUCKY	2	0	2	0.0-0	0.0-0
10/3/20	at Georgia	0	0	0	0.0-0	0.0-0
10/10/20	ARKANSAS	4	3	1	1.0-3	1.0-3
10/17/20	at South Carolina				DID NOT PLAY	
10/24/20	at Ole Miss	1	1	0	0.0-0	0.0-0
10/31/20	LSU	2	2	0	0.0-0	0.0-0
11/21/20	TENNESSEE	0	0	0	0.0-0	0.0-0
11/28/20	at Alabama	0	0	0	0.0-0	0.0-0
12/5/20	TEXAS A&M	2	1	1	0.0-0	0.0-0
12/12/20	at Mississippi State	0	0	0	0.0-0	0.0-0
1/1/21	* vs. Northwestern (Citrus)	3	2	1	0.0-0	0.0-0

DATE	OPPONENT	TT	UT	AT	TFL-Yds	QBS-Yds
9/4/21	AKRON	2	1	1	0.5-0	0.0-0
9/11/21	ALABAMA STATE	1	0	1	0.0-0	0.0-0
9/18/21	at Penn State				DID NOT PLAY	
9/25/21	GEORGIA STATE	0	0	0	0.0-0	0.0-0
10/2/21	at LSU				DID NOT PLAY	
10/9/21	GEORGIA					
10/9/21	GEORGIA	1	1	0	0.0-0	0.0-0
10/16/21	at Arkansas				DID NOT PLAY	
10/30/21	OLE MISS				DID NOT PLAY	
11/6/21	at Texas A&M	0	0	0	0.0-0	0.0-0
11/13/21	MISSISSIPPI STATE	0	0	0	0.0-0	0.0-0
11/20/21	at South Carolina	2	1	1	1.0-2	0.0-0
11/27/21	ALABAMA	0	0	0	0.0-0	0.0-0
12/28/21	vs. Houston (Birmingham)				DID NOT PLAY	



CLAY WEDIN #76 OL
6-5 • 307 • Fr. • HS
Valrico, Fla. (Carrollwood Day)
Education

HIGH SCHOOL: Starting offensive lineman for Carrollwood Day School playing for Coach Marshall McDuffie ... helped the Patriots to the Class 2A state playoffs in 2022 ... No. 22 interior offensive lineman nationally according to 24/7 ... four-star prospect according to 24/7 and Rivals ... No. 11 rated offensive lineman in the state of Florida according to Rivals

PERSONAL: Birthday is October 8 ... son of Joshua and Amanda Wedin ... has three siblings, Abby, Maddy and Izzy ... enjoys hunting, fishing and lifting weights ... studying in the College of Education



BRENTON WILLIAMS #22 Jack
6-3 • 262 • Fr. • HS
Opelika, Ala. (Opelika)
Business

HIGH SCHOOL: Physical pass rusher who is best showcasing his speed off the edge ... played for the Opelika High Bulldogs and Coach Erik Speakman ... registered 55 tackles, 10 TFL, 4 sacks in 2022 ... 2022 AHSAA South Region All-Star and first team Clas 7A all-state ... OA News all-area ... AHSAA North-South All-Star Game ... ESPN, On3 top 25 player in Alabama ... also a basketball letterman

PERSONAL: Birthday is September 16 ... son of Brian and Vonetta Williams ... has one sibling, Bevin ... studying in the College of Business



CALEB WOODEN #21 S
6-1 • 188 • So. • 1L
Lawrenceville, Ga. (Archer)
Liberal Arts

2022: Reserve safety ... made first start at Mississippi State, recording 5 tackles ... 2 tackles at Alabama ... SEC first-year academic honor roll

HIGH SCHOOL: Physical defender who projects as a collegiate safety ... 189 career tackles, 10 interceptions for Coach Andy Dyer and the Archer High Tigers ... first team all-state, all-region, all-county as a senior ... all-Region 7-A and second team all-Gwinnett County as a junior ... brother Colby is a defensive end for the Tigers ... ESPN and PrepStar rate him among the top 50 prospects in Georgia ... Rivals ranks him No. 49 among national recruits at his position ... also a track letterman in the hurdles ... honors graduate

PERSONAL: Birthday is March 31 ... son of Irvin and Nicole Wooden ... brother Colby was an Auburn defensive end (2019-22) now with the Green Bay Packers ... studying in the College of Liberal Arts

WOODEN'S CAREER DEFENSIVE STATS

YEAR	G/GS	TT	UT	AT	TFL-YDS	QBS-YDS	FF/FR	PD	I/YDS
2022	6/1	9	4	5	0.0-0	0.0-0	0/0	0	0/0



ROBERT WOODYARD JR. #17 LB
6-0 • 234 • RFr. • 1L
Mobile, Ala. (Williamson)
Business

2022: Played in four games ... first action came against Missouri ... defensive scout team player of the year

HIGH SCHOOL: Dominant linebacker who has recorded more than 200 tackles over the past two seasons ... team captain for Coach Melvin Pete Jr. and the Williamson High Lions ... as a junior, recorded 133 tackles, 12 TFL, earning Class 4A first team all-state honors ... AL.com A-List ... also a basketball letterman ... 24/7, ESPN and Rivals rate him among the top 10 overall prospects in the state of Alabama ... ranked No. 5 nationally at his position by Rivals

PERSONAL: Birthday is July 10 ... son of Tiarra Whitfield ... has a brother, Davante, and a sister, Kiarra ... son's name is Asher ... enjoys playing golf ... studying in the College of Business

WOODYARD'S CAREER DEFENSIVE STATS

YEAR	G/GS	TT	UT	AT	TFL-YDS	QBS-YDS	FF/FR	PD	I/YDS
2022	4/0	4	3	1	0.0-0	0.0-0	0/0	0	0/0

Player Bios



JEREMIAH #77

WRIGHT OL

6-5 • 338 • Jr. • 2L

Selma, Ala. (Selma)

Liberal Arts

2022: Backup at left guard ... first start came at left guard at Ole Miss

2021: Did not see game action on the defensive line while rehabbing from surgery ... SEC academic honor roll

2020: Reserve defensive tackle ... converted from offensive line during pre-season camp ... first action came at South Carolina ... 3 tackles in Citrus Bowl against Northwestern ... SEC first-year academic honor roll

HIGH SCHOOL: Sizeable offensive line prospect with plenty of potential ... played offensive tackle and defensive tackle for Coach Willie Gandy and the Selma Saints ... Selma Times-Journal all-Dallas County ... ESPN ranks him the No. 13 player nationally at his position ... top 30 prospect in Alabama by ESPN, 247, PrepStar ... also a baseball letterman

PERSONAL: Birthday is September 5 ... son of Latasha Roller and Edward Roller ... has two sisters, Breanna and Sh'naya ... studying in the College of Liberal Arts

WRIGHT'S CAREER DEFENSIVE STATS

YEAR	G/GS	TT	UT	AT	TFL-YDS	QBS-YDS	FF/FR	PD	QBH	INT
2020	6/0	4	1	3	1.0-1	0.0-0	0/0	0	0	0
2021	0/0	0	0	0	0.0-0	0.0-0	0/0	0	0	0
Total	6/0	4	1	3	1.0-1	0.0-0	0/0	0	0	0

WRIGHT'S CAREER GAME HIGH STATS

Tackles.....	3	vs Northwestern	1/1/21
TFL.....	1.0	vs Northwestern	1/1/21

WRIGHT'S GAME-BY-GAME DEFENSIVE STATS

DATE	OPPONENT	TT	UT	AT	TFL-YDS	QBS-YDS
9/26/20	KENTUCKY				DID NOT PLAY	
10/3/20	at Georgia				DID NOT PLAY	
10/10/20	ARKANSAS				DID NOT PLAY	
10/17/20	at South Carolina	0	0	0	0.0	0.0-0
10/24/20	at Ole Miss				DID NOT PLAY	
10/31/20	LSU	0	0	0	0.0	0.0-0
11/21/20	TENNESSEE	0	0	0	0.0	0.0-0
11/28/20	at Alabama	0	0	0	0.0	0.0-0
12/5/20	TEXAS A&M				DID NOT PLAY	
12/12/20	at Mississippi State	1	0	1	0.0-0	0.0-0
1/1/21	vs. Northwestern (Citrus)	3	1	2	1.0-1	0.0-0

Head Coach Hugh Freeze



Hugh Freeze became the 31st head football coach in Auburn history in November, 2022. Freeze has nearly three decades of continued coaching success, including head coaching experience that has led to conference titles, nationally ranked recruiting classes and bowl appearances at multiple stops during his highly decorated career.

Freeze came to Auburn from Liberty University, where he was head coach from 2019-22. Freeze led the Flames to four bowl games and a 34-15 record.

Freeze experienced similar success at each of his head coaching stops prior to Liberty that include Lambuth University (2008-09), Arkansas State (2011) and Ole Miss (2012-16). Freeze led each school to double-digit win seasons, while helping Ole Miss to a top 10 national finish in 2015. His on-field coaching record in 12 years is 103-47.

Liberty was just one of five FBS teams in the country to win a bowl game each season from 2019-21, joining Alabama, Georgia, Kentucky and Louisiana. It was the second team in NCAA history to win a bowl game during its first three full seasons at the FBS level, all coming under Freeze's leadership.

Freeze guided Liberty to a 10-1 overall record in 2020 and the team's first-ever national ranking as it finished No. 17 in the country. That season, Liberty had the best start in program history (8-0), tied the program record for wins (10) and defeated two Power 5 programs in Syracuse and Virginia Tech. For his efforts, Freeze was a finalist for the George Munger Collegiate Coach of the Year Award.

Known for his fast-paced offensive style, Freeze's 2020 Liberty team set a school record for rushing yards in a season in 2020 (2,776) and ranked No. 9 in the country in rushing offense. Liberty also ranked No. 15 nationally in total offense (482.7 yards per game) and No. 11 in total defense (317.7 yards per game). The Flames were one of three teams in the country to rank in the top 20 in both total offense and total defense in 2020, joining Clemson and BYU.

Spearheading Liberty's outstanding offense in 2020 was former Auburn quarterback Malik Willis, who burst into the spotlight leading the nation in rushing yards (944) and touchdowns (14) by a FBS quarterback. Willis earned All-America honors, was named to the Davey O'Brien Award Quarterback Class of 2020 and was on the 2020 Maxwell Award watch list.

The Flames posted an eight-win season in 2021 after facing eight bowl-eligible teams during that campaign. Liberty's defense finished the 2021 season ranked No. 7 nationally in passing yards allowed, No. 11 in total defense and No. 24 in scoring defense. Offensively, Liberty finished 2021 ranked No. 25 in the country in scoring offense and No. 8 in passing yards per completion.

Leading the charge for the Flames in 2021 once again was Willis, who was a semifinalist for the Davey O'Brien National Quarterback Award and the Maxwell Award and a top 10 candidate for the Johnny Unitas Golden Arm Award. Willis was a third-round draft pick of the Tennessee Titans in the 2022 NFL Draft.

PERSONAL

Hometown Independence, Mississippi
Wife Jill
Children daughters: Ragan, Jordan, Madison

EDUCATION

College Southern Miss (1992)

COACHING EXPERIENCE

1992-2004 Briarcrest Christian HS (Tenn.)
Offensive Coordinator/Defensive Backs (1992-94)
Head Coach (1995-2004)

2005-07 Ole Miss
Assistant AD/Football External Affairs (2005)
Tight Ends/Recruiting Coordinator (2006-07)

2008-09 Lambuth
Head Coach

2009-10 San Jose' State
Offensive Coordinator (Dec. 2009-Feb. 2010)

2010-11 Arkansas State
Offensive Coordinator (2010)
Head Coach (2011)

2012-16 Ole Miss
Head Coach

2018 Arizona Hotshots (AAF)
Offensive Coordinator (Oct.-Dec. 2018)

2019-22 Liberty
Head Coach

2023 Auburn
Head Coach

In 2022, Liberty finished the regular season 8-4 with wins over Arkansas and BYU; three of the four losses came by a combined five points. The Flames earned a berth in the Boca Raton Bowl.

While head coach at Ole Miss, Freeze took the Rebels to bowl games in three of his five seasons, including wins in the 2013 Music City and the 2016 Sugar bowls.

Freeze's time in Oxford was highlighted by a 10-3 campaign in 2015, the program's first 10-win season since 2003. The Rebels won their first four games of the 2015 season, including a 43-37 road victory over No. 2 Alabama, Ole Miss' first win in Tuscaloosa since 1988.

The Rebels were ranked as high as No. 3 in the national polls in both 2014 and 2015 and finished in the national Top 10 for the first time since 1969 after the Sugar Bowl win. Ole Miss was ranked in the top 25 for 45 weeks over Freeze's five-year tenure, including a string of 27 straight weeks in the polls for the first time since 1957-62.

Freeze collected four nationally ranked recruiting classes at Ole Miss. In 2013 and 2016, his recruiting classes ranked in the top five nationally, the best in program history.

Freeze and his staff developed 20 players who earned all-SEC honors, including All-Americans Cody Prewitt, Senquez Golson, Robert Nkemdiche, Laremy Tunsil, Evan Engram, Laquon Treadwell and Trae Elston.

Treadwell was Ole Miss' first ever SEC Freshman of the Year in 2013 and became the school's first Biletznikoff Award finalist in 2015. Nkemdiche was the first defensive lineman to be named a Hornung Award finalist. Engram won the Ozzie Newsome and Pop Warner College Football awards following the 2016 season.

Head Coach Hugh Freeze

Eleven Ole Miss players were selected in the NFL Draft during Freeze's time as head coach, including first-rounder Ingram as well as D.J. Jones, Derrick Jones and Chad Kelly in 2017. In 2016, the Rebels had three first-round draft picks in Tunsil, Treadwell and Nkemdiche.

As head coach at Arkansas State in 2011, the Red Wolves captured the Sun Belt Conference championship with a 10-2 overall record. It marked the program's first 10-win season since 1986 and the best debut season ever by an A-State head coach. Freeze was named Sun Belt Coach of the Year and 13 of his pupils earned all-conference honors. Freeze's first season in Jonesboro saw him serve as Arkansas State's offensive coordinator, guiding the Red Wolves' offense to a record-breaking year in 2010.

Before Arkansas State, Freeze compiled a 20-5 record over the 2008 and 2009 seasons at the helm of the Lambuth University football program in Jackson, Tenn. Freeze was named the American Football Coaches Association's Southeast Region Coach of the Year in 2009 after leading the Eagles to their best regular season in school history with an 11-0 record.

Under Freeze's direction, Lambuth won the Mid-South Conference West Division, advanced to the second round of the NAIA playoffs for the first time since 1999, finished the year with a 12-1 mark and ascended to the No. 6 ranking in NAIA.

Prior to taking over as head coach at Lambuth, Freeze served on the Ole Miss staff from 2005-07, including the final two seasons as the tight ends coach.

Freeze served 13 years at Briarcrest Christian School in Memphis as a teacher, coach and administrator. He was the Saints' head football coach from 1995 to 2004, running the no-huddle "spread system" for six years that led to six straight state championship games.

Freeze compiled a 99-23 record while at Briarcrest, which included an undefeated season in 1996 and state championships in 2002 and 2004. He won six regional titles and was the Region 8-AA coach of the year five times and Associated Press coach of the year four times. Among his talented players during that period were eventual Rebels and NFL starters Michael Oher and Greg Hardy.

Before assuming the role of head coach at Briarcrest, Freeze served as offensive coordinator and defensive backs coach from 1992-94, as the Saints reached the TSSAA state semifinals twice.

A 1988 graduate of Senatobia (Miss.) High School, Freeze received an associate's degree from Northwest Mississippi Community College in 1990 and was a two-year letterwinner on the Ranger baseball team. He earned his bachelor's degree in mathematics with a minor in coaching and sports administration from the University of Southern Mississippi in 1992.

While attending USM, Freeze became active in mission projects, serving as a missionary in Houston, Salt Lake City, St. Petersburg, Russia and Australia. Freeze also served as state president for the Mississippi Baptist Student Union.

In 2013, the Fellowship of Christian Athletes (FCA) awarded Freeze the Grant Teaff coach of the year award. Freeze has been heavily involved with FCA throughout his career; he has been featured in the FCA Magazine and spoken at FCA functions. Freeze was also a finalist for the 2014 Bear Bryant Award and the 2014 Bobby Dodd Trophy while at Ole Miss.

Born in Oxford and raised in Independence, Miss., Hugh and his wife Jill are the parents of three daughters: Ragan, Jordan (an Auburn graduate) and Madison. They have one granddaughter, Hudson.

Freeze Year-By-Year

Year	School	Position	Overall Record	Conf. Record	Final AP Rank	Bowl/Postseason
2005	Ole Miss	Asst AD/FB External	3-8	1-7	--	--
2006	Ole Miss	Tight Ends	4-8	2-6	--	--
2007	Ole Miss	Tight Ends	3-9	0-8	--	--
2008	Lambuth	Head Coach	8-4	8-2	--	NAIA playoffs 1st rd
2009	Lambuth	Head Coach	12-1	9-0	--	NAIA playoffs 2nd rd
2010	Arkansas State	Off Coordinator	4-8	4-4	--	--
2011	Arkansas State	Head Coach	10-2	8-0	--	GoDaddy.com (L)
2012	Ole Miss	Head Coach	7-6	3-5	--	BBVA Compass (W)
2013	Ole Miss	Head Coach	8-5	3-5	--	Music City (W)
2014	Ole Miss	Head Coach	9-4	5-3	17	Peach (L)
2015	Ole Miss	Head Coach	10-3	6-2	10	Sugar (W)
2016	Ole Miss	Head Coach	5-7	2-6	--	--
2019	Liberty	Head Coach	8-5	--	--	Cure Bowl (W)
2020	Liberty	Head Coach	10-1	--	17	Cure Bowl (W)
2021	Liberty	Head Coach	8-5	--	--	Lending Tree (W)
2022	Liberty	Head Coach	8-4	--	--	Boca Raton (L)
COLLEGE HEAD COACH TOTALS			103-47	44-23		

Assistant Coaches



Ben Aigamaua

TIGHT ENDS

PERSONAL

Hometown Leone, Amircan Samoa
Wife Kendra
Children daughter: Lily
son: Benjamin

EDUCATION

College Lambuth (Bachelor's 2010)
Ole Miss (Master's 2015)

PLAYING EXPERIENCE

2006-09 Lambuth (defensive line)

COACHING EXPERIENCE

2010 **Lambuth**
Defensive Graduate Assistant

2011 **Arkansas Tech**
Offensive Graduate Assistant

2012-18 **Ole Miss**
Offensive Graduate Assistant (2012-14)
Player Personnel Analyst (2015-16)
Assistant AD/Community Relations (2017-18)

2019-22 **Liberty**
Tight Ends

2023 **Auburn**
Tight Ends

POSTSEASON EXPERIENCE

Player – 2008 NAIA playoffs, 2009 NAIA playoffs
Coach – 2013 BBVA Compass, 2013 Music City,
2014 Chick-fil-A Peach, 2016 Sugar, 2019 Cure,
2020 Cure, 2021 Lending Tree, 2022 Boca Raton

Ben Aigamaua serves as tight ends coach at Auburn, joining Coach Hugh Freeze's Tiger staff in December, 2022.

Aigamaua spent the previous four seasons (2019-22) as tight ends coach at Liberty. In his four years there, the Flames won 34 games and became the third current FBS team to become bowl eligible in each of its first four seasons since transitioning from the FCS (also Appalachian State, 2015-21; Marshall, 1997-2002). The Liberty program entered the 2022 season as one of five FBS teams that had won three straight bowl games, joining Alabama, Georgia, Kentucky and Louisiana on the list.

Under Aigamaua's tutelage, in 2022, Liberty saw three different tight ends haul in a touchdown pass and the group accounted for 236 yards on 27 receptions.

In four seasons, Aigamaua's tight ends hauled in a collective 109 receptions for 1,267 yards and 20 touchdowns while Liberty finished top 25 in the country in total offense twice. The Flames finished the 2020 season with a 10-1 record and ranked No. 17 in the final Associated Press poll, the highest end-of-year ranking in program history.

Individually, Johnny Huntley was named to the Phil Steele FBS Independent all-conference team in 2020 and 2021, and Michael Bollinger earned 2022 CoSIDA Academic All-District honors.

Prior to his time at Liberty, Aigamaua served as a graduate assistant, offensive analyst and assistant athletic director of community relations at Ole Miss from 2012-18, the first five seasons with Freeze as head coach.

The Rebels were ranked as high as No. 3 in the country on a pair of occasions and finished top 10 in the final polls in 2013 for the first time in nearly 50 years. Ole Miss finished top 25 in the country in total offense five times during the seven-year span, including a school-record 6,153 total yards in 2013.

Aigamaua broke into coaching as a graduate assistant at his alma mater of Lambuth in 2010 before spending a year in the same capacity at Arkansas Tech in 2011.

He was a four-year starter on the defensive line at Lambuth from 2006-09, the last two seasons with Freeze as the head coach. He was a three-year team captain (2007-09) and two-time all-Mid South Conference honoree for the Eagles.

Aigamaua earned his bachelor's degree in sports management from Lambuth in 2010 and master's degree in integrated sports marketing from Ole Miss in 2015.

A native of Leone, American Samoa, Aigamaua and his wife Kendra have two children, Lily and Benjamin.

Assistant Coaches



Josh Aldridge

LINEBACKERS

PERSONAL

Hometown Jackson, Tennessee
Wife Jessica
Children son: Braxton
daughter: Nora

EDUCATION

College Harding (2012)

PLAYING EXPERIENCE

2008-11 Harding (defensive tackle)

COACHING EXPERIENCE

2013 **Ouachita Baptist**
Defensive Line
2013 **Lindenwood**
Graduate Assistant
2014-17 **West Georgia**
Defensive Line/Recruiting Coordinator
2018 **Lenoir-Rhyne**
Defensive Coordinator/Linebackers
2019-22 **Liberty**
Defensive Line (2019-21)
Linebackers (2022)
Co-Defensive Coordinator (2022)
2023 **Auburn**
Linebackers

POSTSEASON EXPERIENCE

Coach – NCAA Division II playoffs (2014, 2015, 2017),
2018 Division II Super Region finals, 2019 Cure,
2020 Cure, 2021 Lending Tree, 2022 Boca Raton

Josh Aldridge joined the Auburn staff in December, 2022, as linebackers coach. Before Auburn, Aldridge spent four seasons at Liberty, where he served as a defensive assistant coach for Hugh Freeze, including co-defensive coordinator in 2022.

Aldridge was the Flames' defensive line coach his first three seasons before being promoted to co-defensive coordinator shortly after the 2021 season where he was a Broyles Award nominee. During the 2022 season, Aldridge also coached Liberty's linebackers. That season, the Liberty defense was first nationally in team tackles for loss, fourth in team sacks, 15th in passes intercepted, 19th nationally in third down defense and 25th in first down defense. Defensive end Durrell Johnson led the nation in tackles for loss (22.5) and was tied for third in the country in fumbles recovered (3).

Aldridge served as interim head coach in Liberty's Boca Raton Bowl game after Freeze was hired by Auburn.

Liberty finished the 2021 season ranked No. 6 in the country in passing yards allowed (180.3 per game), No. 11 in red zone defense (72.5 percent), total defense (320.2 yards allowed per game), No. 14 in tackles for loss (7.1 per game), No. 24 in scoring defense (21.5 points allowed per game) and No. 28 in sacks (2.85 per game).

During his Liberty tenure, Aldridge coached such standouts as Durrell Johnson (fourth team All-America), Jessie Lemonier (who played for the Los Angeles Chargers and Detroit Lions) and Ralfs Rusins (Baltimore Ravens camp).


Aldridge came to Liberty after serving as defensive coordinator and linebackers coach at Lenoir-Rhyne during the 2018 season. The Bears posted a 12-2 record and ranked No. 1 in the country in turnovers caused and No. 9 in scoring defense, while advancing to the NCAA Division II Super Region 2 finals.

Aldridge served as defensive line coach and recruiting coordinator at West Georgia from 2014-17, helping the Wolves to three NCAA Division II playoff appearances (2014, 2015, and 2017), back-to-back 12-win seasons, two NCAA Division II Super Region 2 titles (2014 and 2015) and a Gulf South Conference crown in 2015. He started his coaching career at Ouachita Baptist and Lindenwood in 2013.

A native of Jackson, Tenn., Aldridge graduated from Harding in 2012 with a degree in social sciences; he was a four-year letterwinner and a two-time all-Great American Conference honoree for the Bisons. He was a National Football Foundation postgraduate scholar and a finalist for the Campbell Trophy.

He and his wife, Jessica, have two children, Braxton and Nora.

Assistant Coaches



Marcus Davis

WIDE RECEIVERS

PERSONAL

Hometown Boynton Beach, Florida
Wife Amberly
Children daughter: Milah

EDUCATION

College Auburn (Bachelor's 2016; Master's 2017)

PLAYING EXPERIENCE

2013-16 Auburn (wide receiver)

COACHING EXPERIENCE

2018-19 **Auburn**
Offensive Analyst (2018)
Asst. Director Player Personnel (2019)

2020 **Florida State**
Offensive Graduate Assistant

2021 **Hawaii**
Wide Receivers

2022 **Georgia Southern**
Wide Receivers

2023 **Auburn**
Wide Receivers

POSTSEASON EXPERIENCE

Player – 2014 BCS Championship/Pasadena, 2014 Outback, 2015 Birmingham, 2016 Sugar
Coach – 2018 Music City, 2019 Outback, 2021 Hawaii, 2022 Camellia

Former Auburn standout Marcus Davis serves as wide receivers coach, joining the staff at his alma mater in December, 2022.

A four-year letterman from 2013-16 who helped Auburn win a Southeastern Conference title and appearance in the BCS National Championship game as a freshman and team captain as a senior, Davis came home to the Plains after serving as wide receivers coach at Georgia Southern in 2022.

Georgia Southern was fourth nationally in passing offense (329.2 ypg) and tied for 20th in the country with 28 passing touchdowns. GS receivers combined for a school-record nine 100-yard receiving games on the season. Davis coached receivers Khaleb Hood, Derwin Burgess Jr. and Jeremy Singleton, who ranked first, fourth and fifth respectively in the Sun Belt in receptions per game.

Davis spent the 2021 season as the wide receivers coach for Hawaii, where he coached all-conference selection Calvin Turner Jr., who earned an invitation to the East-West Shrine Bowl and second team all-Mountain West honors. The Rainbow Warriors had 3,916 yards receiving and 21 touchdown catches in an offense that averaged over 300 passing yards per game.

Davis spent the 2020 campaign at Florida State as an offensive graduate assistant where he worked with the wide receivers and assisted with recruiting.

Prior to Florida State, Davis spent two seasons at Auburn. In 2019, Davis helped oversee player personnel and development for a squad ranked as high as No. 7 nationally. As an offensive analyst in 2018, he worked primarily with the coaches for the running backs and kick returners.

A four-year receiver at Auburn from 2013-16, Davis played a key role on four bowl teams; he was a starter in the 2014 BCS National Championship game against Florida State as a freshman. Davis played in 50 career games with 15 starts. Team captain as a senior, he finished his career with 83 receptions and was eighth all-time at Auburn in punt return average (9.76) when his career concluded.

A native of Boynton Beach, Florida, where he was an all-state quarterback for American Heritage Boca-Delray High, he graduated from Auburn with a bachelor's degree in communication in 2016 and earned a master's degree in education from Auburn in 2017. Davis was a multi-year member of the SEC Academic Honor Roll.

He and his wife, Amberly, an Auburn graduate in social work, have a daughter, Milah Patrice.

Assistant Coaches



Zac Etheridge

DEFENSIVE SECONDARY/SAFETIES

PERSONAL

Hometown Troy, Alabama
Children daughter: Mia

EDUCATION

College Auburn (2009)

PLAYING EXPERIENCE

2006-10 Auburn (safety)
2011 Oakland Raiders (NFL)

COACHING EXPERIENCE

2012 **Penn State**
Graduate Assistant

2013-14 **Georgia Tech**
Graduate Assistant

2016-17 **Western Carolina**
Cornerbacks/Outside Linebackers

2018 **Louisiana**
Cornerbacks

2019-20 **Houston**
Cornerbacks

2021- **Auburn**
Cornerbacks (2021)
Secondary/Associate Head Coach (2022)
Secondary/Safeties (2023)

POSTSEASON EXPERIENCE

Player – 2007 Cotton, 2007 Peach, 2010 Outback
2011 BCS National Championship

Coach – 2013 Music City, 2014 Orange, 2018 Cure,
2020 New Mexico, 2021 Birmingham

Zac Etheridge, a team captain on Auburn's 2010 national championship team, is in his third season coaching at Auburn, serving as secondary coach working with the safeties.

In 2021, Etheridge tutored the Auburn cornerbacks, and he served as secondary coach and assistant head coach during the 2022 campaign. In his first season back on the Plains, Etheridge coached Roger McCreary, a first team All-American and Bednarik Award semifinalist. A first team all-SEC selection, McCreary was a 2022 second-round NFL Draft pick of the Tennessee Titans.

Prior to Auburn, Etheridge spent two seasons at Houston, mentoring cornerbacks Marcus Jones and Damarion Williams. Jones was named an All-American in 2020 at cornerback and as a punt return specialist. Under two seasons of Etheridge's tutelage, Williams blossomed into an all-conference player in 2020, starting 19 consecutive games for the Cougars.

Etheridge played a key role in Houston's improvement on defense in 2020, as the Cougars finished fourth in the American Athletic Conference in total defense (398.5 yards per game) and saw improvements in passing yards allowed, third down defense percentage and tackles for loss.

He was selected to the 2021 American Football Coaches Association 35 Under 35 Coaches Leadership Institute, aimed at identifying and developing premier, future leaders in the football coaching profession as part of the AFCA Convention. Etheridge served as an NFL Bill Walsh Coaching Fellow with the Los Angeles Chargers during their 2022 preseason camp.

Prior to Houston, Etheridge spent a season at the University of Louisiana, where he helped lead the Ragin Cajuns to a spot in both the Cure Bowl and the Sun Belt Conference Championship.

Etheridge spent two seasons at Western Carolina from 2016-17, where he coached the cornerbacks in 2016 before being elevated to a full-time position as an assistant coach with his focus switching to WCU's outside linebackers in 2017.

His career began as a graduate assistant coach at Penn State under head coach Bill O'Brien, followed by two years as a defensive graduate assistant at Georgia Tech where he worked closely with the secondary.

A four-year starter at Auburn, Etheridge broke his neck during his junior season in 2009 against Ole Miss. Nine months later, after extensive rehabilitation, Etheridge returned to the starting lineup and captained his team along a memorable run to the national title at the end of the 2010 season, finishing second on the team with 69 tackles, intercepting three passes, and returning a fumble 47 yards for a touchdown against Arkansas.

Etheridge garnered freshman All-America status following the 2007 season, starting 12 of Auburn's 13 games. He led Auburn with 75 tackles in 2008 and was named to the SEC Academic Honor Roll in 2009.

A native of Troy, Ala., Etheridge received the James Owens Courage Award from Auburn in 2013, named for the school's first African-American football player and established to honor those who have shown courage in the face of adversity.

A 2009 Auburn graduate with a degree in political science, Etheridge has a daughter, Mia.

Assistant Coaches



Jeremy Garrett

DEFENSIVE LINE

PERSONAL

Hometown Senatobia, Mississippi
Wife Shay
Children daughter: Grace
sons: Jayden, Jacob

EDUCATION

College Ole Miss (Bachelor's 2007)
Harding (Master's 2010)

PLAYING EXPERIENCE

2004-07 Ole Miss (defensive tackle)

COACHING EXPERIENCE

2010 **Southaven HS (Miss.)**
Assistant Coach

2011-18 **Ensworth HS (Tenn.)**
Defensive Assistant (2011-17)
Head Coach (2018)

2019 **Vanderbilt**
Defensive Quality Control Assistant

2020-21 **Cleveland Browns (NFL)**
Assistant Defensive Line Coach

2022 **Liberty**
Defensive Line

2023 **Auburn**
Defensive Line

BOWL EXPERIENCE

Coach – 2020 NFL playoffs, 2022 Boca Raton Bowl

Jeremy Garrett coaches the Tiger defensive line. He joined Coach Hugh Freeze's Auburn staff in December, 2022, after working with Freeze at Liberty.

Garrett coached one of the most productive defensive fronts in college football in 2022 at Liberty, leading the country in tackles for loss (109) and ranked third in sacks (41). Standout defensive end Durrell Johnson led the nation with 22.5 tackles for loss and added 8.0 sacks en route to being named to the Ted Hendricks Award watch list, one of three Flames who registered double-digit tackles for loss. Garrett was one of five finalists for Football Scoop's defensive line coach of the year.

Garrett spent the 2020 and 2021 seasons as the assistant defensive line coach for the Cleveland Browns. In 2020, the Browns' run defense finished ninth in the NFL after ranking 30th the previous season. Defensive end Myles Garrett earned first team All-Pro and Pro Bowl honors as he ranked among the league leaders in strip sacks, forced fumbles, fumble recoveries and sacks.

The Browns finished the 2021 season fifth in the NFL in total defense, marking just the third time since 1970 the team ranked in the top five and the club's highest finish since 1987. Myles Garrett earned first team All-Pro and Pro Bowl honors after setting the franchise single-season record with 16 sacks. The 25 combined sacks between Garrett (16) and defensive end Jadeveon Clowney (9) were the second-most by a pair of Browns teammates in a season, trailing only the 26 by DE Reggie Camp (14) and LB Clay Matthews (12) in 1984.

Garrett got his coaching start at the collegiate level in 2019 when he spent one season at Vanderbilt as a defensive quality control assistant, working closely with the Commodores' defensive line.

Prior to his time at Vanderbilt, Garrett spent eight years (2011-18) at Ensworth High School in Nashville, Tenn., where he served in a variety of roles that included associate director of admissions, assistant track and field coach, assistant defensive football coach, fitness department chair and head football coach.

In 2018 as head football coach, the Ensworth Tigers finished with a 7-5 record and advanced to the Division II-AAA quarterfinals.

Garrett got his coaching start in 2010 as an assistant coach at Southaven High School in Southaven, Miss.

A four-year letterwinner on the defensive line at Ole Miss for 2004-07, earning SEC academic honor roll recognition., Garrett was also recognized as the Ole Miss Lifter of the Year and received the prestigious Chucky Mullins Courage Award. He graduated with a business degree from Ole Miss in 2007 and an MBA from Harding University in 2010.

A native of Senatobia, Mississippi, Garrett and his wife Shay have three children -- sons Jayden and Jacob and daughter Grace.

Assistant Coaches



Wesley McGriff

SECONDARY/CORNERBACKS

PERSONAL

Hometown Tifton, Georgia

EDUCATION

College Savannah State (Bachelor's 1990)
Georgia Southern (Master's 1993)

PLAYING EXPERIENCE

1986 South Carolina State
1987-89 Savannah State (safety/linebacker)

COACHING EXPERIENCE

1990-94 **Savannah State**
Graduate Assistant (1990)
Defensive Backs (1991-92)
Defensive Coordinator (1993)
Interim Head Coach (Spring 1993)
Defensive Coordinator (1994)

1995-99 **Kentucky State**
Assistant Head Coach/Defensive Coord/Secondary

2000 **Eastern Kentucky**
Secondary

2001-02 **Kentucky**
Running Backs (2001)
Cornerbacks (2002)

2003-06 **Baylor**
Recruiting Coordinator/Defensive Backs

2007-10 **Miami (Fla.)**
Defensive Backs

2011 **Vanderbilt**
Defensive Backs/Recruiting Coordinator

2012 **Ole Miss**
Co-Defensive Coordinator/Cornerbacks

2013-15 **New Orleans Saints (NFL)**
Defensive Backs

2016 **Auburn**
Secondary

2017-18 **Ole Miss**
Associate Head Coach/Defensive Coordinator

2019-20 **Auburn**
Defensive Backs

2021 **Florida**
Secondary

2022 **Louisville**
Co-Defensive Coordinator

2023 **Auburn**
Secondary

POSTSEASON EXPERIENCE

Coach – 2008 Emerald, 2009 Champs Sports, 2010 Sun, 2011 Liberty, 2013 BBVA Compass, 2013 NFL playoffs, 2017 Sugar, 2020 Outback, 2021 Gasparilla, 2022 Fenway

Veteran secondary coach Wesley McGriff returned to Auburn in December, 2022, for his third stint with the Tigers. He also was the Tigers' secondary coach for the 2016 and 2019-20 seasons.

At Louisville in 2022, McGriff mentored a Cardinal unit that forced 15 interceptions, 10th most nationally and second best in the ACC. The team allowed the fourth fewest passing yards per game (206.5) in the ACC, and junior Kei'Trel Clark earned all-ACC honors for the third straight season.

McGriff spent the 2021 season at Florida; the Gators were one of the top teams against the pass, finishing 25th nationally with an average of 203.9 yards through the air.

At Auburn in 2019, the Tigers' defense ranked eighth nationally in both red-zone and third-down defense, allowing only 19.5 ppg against a schedule with six 11-win opponents. Noah Igbinoche was a first-round pick of the Miami Dolphins and Daniel Thomas (Jacksonville) was a fifth-round selection that season. Jamien Sherwood was drafted by the New York Jets the next season.

During his first stint at Auburn, McGriff helped the Tigers to a Sugar Bowl berth as the Tigers went from the bottom third of the SEC in 2015 to top three in the league in 2016 in scoring defense, rushing defense and third-down conversion defense.

McGriff served as defensive coordinator at Ole Miss during the 2017-18 seasons, adding the title of associate head coach the second year and orchestrating a defense that included NFL draft picks Breeland Speaks and Marquis Haynes.

McGriff spent three seasons (2013-15) with the NFL's New Orleans Saints, coaching the defensive backs. His first season, the Saints ranked fourth in the NFL in total defense, second in opponent passing yards per game and fourth in scoring defense, posting an 11-5 record and advancing to the playoffs' divisional round.

McGriff spent 2012 as co-defensive coordinator/cornerbacks at Ole Miss, which ranked second in the SEC and in the top 15 in the NCAA in tackles for a loss (7.7) and sacks per game (2.8). He spent the 2011 season as defensive backs coach/recruiting coordinator at Vanderbilt, where he helped the Commodores to their fifth all-time bowl appearance. His secondary produced 12 interceptions (three returned for TD). Green Bay Packer Casey Hayward was an All-American with seven interceptions.

McGriff spent four seasons (2007-10) as Miami's secondary coach. In 2010, the Hurricanes ranked second in the nation in pass defense, allowing just 164.3 yards per game; the Miami defense ranked 16th nationally and 21st in scoring defense. In 2009, he tutored All-Americans Brandon Harris and Kenny Phillips. McGriff served as DB coach/recruiting coordinator at Baylor from 2003-06 and enjoyed his first SEC stint at Kentucky from 2001-02. He spent 2000 as the secondary coach at Eastern Kentucky where he mentored all-OVC and Miami Dolphins draft pick Jeremiah Bell.

From 1995-99, McGriff served in multiple roles at Kentucky State and was named the AFCA's NCAA Division II National Assistant Coach of the Year. The Thorobreds had the No. 1 defense in the nation in 1995.

He began his coaching career at his alma mater, Savannah State, from 1990-94. Starting as a graduate assistant, McGriff tutored running backs before coaching the secondary in 1991 and later serving as defensive coordinator and interim head coach.

McGriff, a Tifton, Ga., native, started at safety/linebacker for Savannah State from 1987-89 and was the conference's 1989 Male Academic Athlete of the Year. He received his bachelor's degree graduating cum laude in 1990 and earned a master's in public administration from Georgia Southern in 1993. McGriff was commissioned as a second lieutenant in the U.S. Army in 1990 and was a member of the Army Reserves until 2001. He is a member of Omega Psi Phi fraternity.

Assistant Coaches



Philip Montgomery

OFFENSIVE COORDINATOR/QUARTERBACKS

PERSONAL

Hometown Eastland, Texas
Wife Ashli
Children Cannon, Maci

EDUCATION

College Tarleton State (1995)

PLAYING EXPERIENCE

1990-93 Tarleton State (quarterback, safety)

COACHING EXPERIENCE

1994-95 **Tarleton State**
Student Assistant/Running Backs

1996-2001 **Stephenville HS (Texas)**
Quarterbacks/Backfield

2002 **Denton HS (Texas)**
Offensive Coordinator

2003-07 **Houston**
Quarterbacks/Backfield (2003-07)
Co-Offensive Coordinator (2006-07)

2008-14 **Baylor**
Quarterbacks
Offensive Coordinator (2011-14)

2015-22 **Tulsa**
Head Coach

2023 **Auburn**
Offensive Coordinator/Quarterbacks

POSTSEASON EXPERIENCE

Coach – 2003 Hawaii, 2005 Fort Worth, 2006 Liberty, 2007 Texas, 2010 Texas, 2011 Alamo, 2012 Holiday, 2014 Fiesta, 2015 Cotton, 2015 Independence, 2016 Miami Beach, 2020 Armed Forces, 2021 Myrtle Beach

Philip Montgomery, the University of Tulsa head coach from 2015-22, joined the Auburn staff as offensive coordinator and quarterback coach in December, 2022.

In eight seasons as Tulsa head coach, Montgomery led the program to four bowl games, including a 10-3 record in 2016 and back-to-back bowl appearances in 2020 and 2021. During his tenure, he coached 44 all-conference performers and three All-Americans.

The 2020 and 2021 seasons marked the first time since 1993 and '94 that a Tulsa coach had back-to-back NFL draft picks and in 2020 he became the first coach in school history to defeat two Top 20 teams in the same season – No. 11 UCF and No. 19 SMU.

Montgomery brought excitement back to Tulsa with his potent offensive style in his first year, transforming a previous two-win team into a squad that won six games in 2015 and led his first two teams to consecutive bowl game appearances, the 2015 Camping World Independence Bowl and the 2016 Miami Beach Bowl. In 2016, the Hurricane finished 10-3 and second in the American Athletic Conference West Division and claiming a 55-10 victory over Central Michigan in the 2016 Miami Beach Bowl. Tulsa was the first team in FBS/DI history with a 3,000-yard passer (Dane Evans), two 1,000-yard rushers (James Flanders and D'Angelo Brewer) and two 1,000-yard receivers (Keevan Lucas and Josh Atkinson).

In 2020, Tulsa played in its first AAC title game. Tulsa defeated two nationally ranked opponents for the first time in school history and Zaven Collins was a consensus All-American and the national defensive player of the year, winning the Chuck Bednarik and Bronko Nagurski Trophies.

Before Tulsa, Montgomery spent seven seasons (2008-14) at Baylor, where he served as the offensive coordinator in his final four years. The Bears posted 10 or more wins in three of his last four seasons, including 11 victories in each of his last two years there. In 2014, Baylor produced an 11-1 record and ranked as high as No. 4 in the Associated Press poll.

Following Baylor's 2013 Big 12 championship season, Montgomery was honored as Football Scoop offensive coordinator of the year and a Broyles Award finalist. In 2011, Montgomery was selected as Rivals.com national offensive coordinator of the year and Football Scoop QB coach of the year.

Montgomery called an offense ranked among the nation's top two in each of his final four Baylor seasons. In 2014, Baylor's 581.3 yards per game and 48.8 points led the nation, while the Bears also led the nation in total offense in 2013 (618.8) and ranked second in 2012 (572.2) and 2011 (587.1).

For three straight years at Baylor, each with a different QB, Montgomery's pupils earned All-America nods. In 2013, Bryce Petty threw for 4,200 yards and 32 TD as Big 12 offensive player of the year. In 2012, honorable mention All-American Nick Florence threw for a school-record 4,309 yards. As backfield coach in 2011, he coached two All-Americans on an offense that set or tied 101 school records for the 10-3 Bears, led by Heisman Trophy winner Robert Griffin III, who threw for 4,293 yards and 37 scores.

Montgomery jumped from the Texas high school to the collegiate ranks in 2003 when he became the running backs and quarterback coach at Houston. He moved with head coach Art Briles to Baylor in 2008.

Montgomery spent five seasons at Houston, serving as co-offensive coordinator in 2006 and 2007. In the 2007 regular season, Houston ranked fourth nationally in total offense (513.1), 10th in rushing offense (239.9), 17th in scoring offense and 27th in passing offense.

Before Houston, Montgomery served one year as offensive coordinator at Denton (Texas) High, as the Broncos won the 2002 bi-district crown with a 10-2 mark. Before that, Montgomery was the quarterback and backfield coach at Stephenville (Texas) High for six seasons, an integral part of a program that won Class 4A Division II state championships in 1998 and 1999.

A four-year letterman at Tarleton State, Montgomery began his coaching career as a student assistant at his alma mater, working with the running backs and serving as the summer weight room coordinator for two seasons.

Montgomery received his bachelor's degree in exercise and sports studies from Tarleton State in 1995. He and his wife, Ashli, have two children, Cannon and Maci.

Assistant Coaches



Ron Roberts

DEFENSIVE COORDINATOR

PERSONAL

Hometown Visalia, California
Wife Didi
Children Reed, Reilly, Ryan

EDUCATION

College Tennessee Martin (Bachelor's 1990)
Memphis (Master's 1992)

PLAYING EXPERIENCE

1985-86 College of the Sequoias (linebacker)
1988-89 Tennessee Martin (linebacker)

COACHING EXPERIENCE

1992-93 **Houston HS (Tenn.)**
Defensive Coordinator

1994-96 **Burroughs HS (Calif.)**
Head Coach

1997 **Greensboro College**
Defensive Coordinator

1998-2002 **Tusculum**
Defensive Coordinator/Assistant Head Coach

2003 **Texas State**
Defensive Coordinator

2004 **Mount Whitney HS (Calif.)**
Head Coach

2005-11 **Delta State**
Defensive Coordinator (2005-06)
Head Coach (2007-11)

2012-17 **Southeastern Louisiana**
Head Coach

2018-19 **Louisiana-Lafayette**
Defensive Coordinator

2020-22 **Baylor**
Defensive Coordinator

2023 **Auburn**
Defensive Coordinator

POSTSEASON EXPERIENCE

Player – 1988 NCAA DII playoffs
Coach – 2006-07-08-11 NCAA DII playoffs, 2010 DII title game,
2013-14 FCS playoffs, 2018 Cure, 2020 LendingTree,
2022 Sugar

Ron Roberts serves as Auburn's defensive coordinator. He joined Coach Hugh Freeze's staff in December, 2022, after three seasons as the defensive coordinator at Baylor.

Roberts' defense helped the team to one of the most successful seasons in program history in 2021, capturing the program's third Big 12 Title and its first BCS/New Year's Six bowl win in the modern era. The 2021 defense buoyed Baylor's success, leading the Big 12 in interceptions (19), turnovers gained (27), turnover margin (0.93) and defensive touchdowns (3). Baylor finished second in the Big 12 run defense, scoring defense, pass efficiency defense and sacks per game. Baylor was one of just three units in the country to limit every opponent to 30 points or fewer, and punctuated its impressive season with a dominant showing against Ole Miss in the Sugar Bowl. The Bears held the Rebels' high-powered offense to just seven points, 28.9 points below their season average. Its 10 sacks were a Sugar Bowl record, as was Al Walcott's 96-yard interception return for a touchdown.

Roberts went to Waco from Louisiana-Lafayette, where he coordinated the defense in 2018-19. The Ragin' Cajuns led the Sun Belt Conference and ranked 18th nationally in scoring defense in 2019, allowing only 19.7 ppg. UL finished second in the Sun Belt in total defense (371.8 ypg) and had the league's top red zone defense (51.16 percent) with only 22 touchdowns allowed. In two seasons at Louisiana, nine defenders earned all-Sun Belt honors as UL made consecutive Sun Belt title game appearances and won a school-record 11 games in 2019, including a 27-17 bowl win over Miami (Ohio).

From 2012-17, he served as head coach at Southeastern Louisiana, leading the Lions to two conference championships with a 42-29 overall record and a 35-14 Southland Conference mark.

The 2013 Lions won their first-ever Southland Conference championship, their first league title of any kind since 1961. Southeastern finished with an 11-3 overall record and 7-0 mark in league play, earning its first-ever FCS playoff berth and the No. 4 national seed. The 2013 squad had a school-record 24 all-Southland Conference players. The Lions won a second straight Southland Conference title in 2014; the Lions placed 16 players on the 2014 all-Southland teams.


Prior to SLU, Roberts spent five seasons at the helm of Division II Delta State where he led the Statesmen to a 47-16 record, four 10-win seasons and two NCAA Super Region II titles that included a spot in the 2010 NCAA Division II national championship game and the 2011 semifinals. Roberts spent two seasons as DSU defensive coordinator under Rick Rhoades before becoming the school's 17th head coach in 2007.

In 2010, the Statesmen averaged 31.9 points and 452.9 yards of total offense per game, propelling DSU to an 11-4 overall record and a 6-2 mark in GSC play, giving the Statesmen a share of the GSC title for the third time in four years. Behind an 11-3 record in 2011, the Statesmen led the Gulf South Conference and finished 12th nationally with 463.7 yards per game. DSU, ranked No. 1 in the Division II polls much of the season, led the GSC in seven categories including total offense, scoring offense (33.4), total defense (336.6) and rushing defense (134.1).

Prior to joining the DSU staff, Roberts served one season as head coach at Mount Whitney (Calif.) High School, and the 2003 season as defensive coordinator at Texas State. He spent five seasons as assistant head coach and defensive coordinator at Tusculum College (1998-2002). Roberts was an assistant coach at Greensboro College in 1998 and was head coach at Burroughs (Calif.) High School from 1994-96.

Roberts, who played linebacker in college at UT Martin, graduated from the school in 1990. He received his master's degree from the University of Memphis in 1992. He is married to the former Didi Walker of Germantown, Tenn. They are the parents of three children: Reed, Reilly, and Ryan.

Assistant Coaches



Dom Studzinski

HEAD STRENGTH AND CONDITIONING COACH

PERSONAL

Hometown Fort Atkinson, Wisconsin
Wife Hayley
Children Magnus, Milo

EDUCATION

College Sioux Falls (Bachelor's 2010)
Southern Miss (Master's 2012)

PLAYING EXPERIENCE

2006-10 Sioux Falls (linebacker)

COACHING EXPERIENCE

2010 **Tulsa**
Graduate Assistant Strength and Conditioning Coach

2010-12 **Southern Miss**
Graduate Assistant Strength and Conditioning Coach

2012-18 **Ole Miss**
Assistant Football Strength and Conditioning Coach

2019-22 **Liberty**
Head Strength and Conditioning Coach

2023 **Auburn**
Head Strength and Conditioning Coach
Assistant Head Coach

POSTSEASON EXPERIENCE

Player – 2006 NAIA national champions; 2007 NAIA runners-up;
2008 NAIA national champions; 2009 NAIA national champions;
2010 NAIA runners-up

Coach – 2011 Hawaii, 2013 BBVA Compass, 2013 Music City,
2014 Chick-fil-A Peach, 2016 Sugar, 2019 Cure,
2020 Cure, 2021 Lending Tree, 2022 Boca Raton

Dominic Studzinski serves as football head strength and conditioning coach for the Tigers, a role he held for Coach Hugh Freeze at Liberty from 2019-22.

"I love this work because I get the chance to guide and influence young men at a pivotal point in their lives," Studzinski says. "I enjoy working with 17- to 23-year-olds and helping them build mental and physical habits that will impact the rest of their lives."

At Liberty, Studzinski helped the Flames win back-to-back FBC Mortgage Cure Bowl games in 2019 and 2020, the 2021 LendingTree Bowl and a berth in the 2022 Boca Raton Bowl. Liberty was the second FBS transitioning team in NCAA history to win three consecutive bowl games during its first three full seasons at the FBS level and one of five FBS teams to win consecutive bowl games in 2019, 2020 and 2021, along with Alabama, Georgia, Kentucky and Louisiana.

After the 2021 season, Studzinski was promoted to associate head coach/football head strength and conditioning coach.

Studzinski's training helped five of Liberty's players sign with NFL franchises following the 2019 season, the second-most in program history; wide receiver Antonio Gandy-Golden was selected in the fourth round of the 2020 NFL Draft by the Washington Redskins.

Studzinski helped a program record 10 players sign deals with NFL teams following the 2021 season, including quarterback Malik Willis, the first-ever Liberty quarterback selected in the NFL Draft and the Flames second-highest draft pick in program history when he was selected in the third round by the Tennessee Titans (86th overall pick).

Prior to Liberty, Studzinski served as an assistant strength and conditioning coach at Ole Miss for seven seasons (2012-18). Studzinski helped Freeze's football teams advance to four bowl games, including victories in the BBVA Compass, Music City and Sugar Bowl games.

Before Ole Miss, Studzinski was at Southern Miss, where he directed the strength and conditioning programs for the Lady Eagle volleyball and soccer teams. He also assisted with day-to-day weight room and on-field operations for both the football and baseball programs. In 2011, the Golden Eagle football team had a remarkable 12-win season, capturing the Conference USA championship.

Prior to Southern Miss, he served a brief stint at Tulsa where he designed and implemented programs for the tennis, golf and cross country teams. With the Golden Hurricane, he also assisted with football as well as all other Olympic sports.

Studzinski also gained professional experience while working with Louisiana State University, the University of Notre Dame, and Augustana College (South Dakota). At each, he assisted with day-to-day operations of football as well as several Olympic sport programs.

A native of Fort Atkinson, Wisc., Studzinski attended the University of Sioux Falls, where he earned his bachelor's degree in exercise science. He was a four-year letterman at linebacker, a two-year team captain and a two-time All-American with the Cougar football program, while also winning three NAIA national championships (2006, 2008, 2009). He went on to earn his master's of science in sport coaching education from Southern Miss.

He and his wife Hayley have two children, Magnus and Milo.

Assistant Coaches



Jake Thornton

OFFENSIVE LINE

PERSONAL

Hometown Toccoa, Georgia
Wife Alyssa
Children Shaw, Sutton

EDUCATION

College Western Carolina (2015)

PLAYING EXPERIENCE

20??-12 Carson-Newman (center)
2013-15 Western Carolina (center)

COACHING EXPERIENCE

2016 **Western Carolina**
Offensive Quality Control

2017 **Alabama**
Offensive Line Graduate Assistant

2018-19 **Tennessee Tech**
Offensive Line/Run Game Coordinator

2020 **Gardner-Webb**
Offensive Line/Run Game Coordinator

2021-22 **Ole Miss**
Offensive Line

2023 **Auburn**
Offensive Line

POSTSEASON EXPERIENCE

Coach – 2018 Sugar, 2018 BCS Championship/Atlanta,
2022 Sugar, 2022 Texas

Jake Thornton serves as offensive line coach, joining the Auburn staff in December, 2022. Thornton came to Auburn after two years in the same capacity at Ole Miss, where he helped the Rebels rank in the top 10 nationally in total offense each year.

The Rebels led the Southeastern Conference in total offense (492.5 ypg) in 2021 before pacing the league and ranking third in the country in rushing offense (261.6 ypg) in 2022. The 2022 Rebel offensive line paved the way for 3,139 total rushing yards, led by SEC Freshman of the Year and first team all-SEC honoree Quinshon Judkins, who led the league and set Ole Miss single-season records in both rushing yards (1,476) and rushing touchdowns (16).

Prominent among the Rebels he coached were Nick Broeker (second team All-America, first team all-SEC, Kent Hull Trophy winner, NFL draft pick/Buffalo Bills); Eli Acker (freshman all-SEC), Ben Brown (NFL/Cincinnati Bengals); Micah Pettus (freshman All-America) and Jayden Williams (freshman All-America).

Thornton went to Ole Miss after spending the 2020 season as the run game coordinator and offensive line coach at Gardner-Webb, where Clayton Frady went on to earn all-Big South and Freshman All-America honors. From 2018-19, he spent two seasons in the same role at Tennessee Tech, where he helped the Golden Eagles to one of the top turnarounds in the FCS subdivision nationally in 2019.

Thornton's line cleared a path for 4,501 offensive yards (the second-best season total in program history) in 2019 and protected one of the OVC's most productive quarterbacks in Bailey Fisher. Guard Trevor Stephens earned freshman All-America honors and guard Mike Rhoades was a second team all-OVC choice. Fisher earned 2018 OVC Freshman of the Year honors and a finalist spot on the 2018 Jerry Rice Award watch list.

Prior to joining the staff at Tennessee Tech, Thornton served as an offensive line graduate assistant on the 2017 national championship staff at Alabama. That offensive line featured future NFL Draft picks Jonah Williams (1st round, 2019) and Ross Pierschbacher (5th round, 2019) as well as second team all-SEC selection Bradley Bozeman. The Crimson Tide defeated five Top 20 teams en route to a 13-1 record and the national title.

Thornton started his coaching career in 2016 as offensive quality control coach and assistant offensive line coach at his alma mater, Western Carolina. That season the Catamounts produced 4,252 yards of total offense and QB Tyrie Adams was the SoCon Freshman of the Year.

After beginning his college playing career at Division II national stalwart Carson-Newman, Thornton transferred to Western Carolina in 2012. He began a string of 33 straight starts in 2013 and helped the Catamounts to consecutive seven-win seasons and second-place finishes in the Southern Conference. Thornton was named first team all-SoCon in 2014 and second team all-SoCon in 2015.

Thornton earned a bachelor's degree in history with a political science minor from Western Carolina in 2015. A native of Toccoa, Ga., Thornton and his wife Alyssa have two children, Shaw and Sutton.

Thornton's grandfather, Billy Shaw, played guard for the Buffalo Bills and is a member of the Pro Football Hall of Fame (Class of 1999). Shaw starred at Georgia Tech prior to his pro career.

Assistant Coaches



Carnell Williams

ASSOCIATE HEAD COACH/RUNNING BACKS

PERSONAL

Hometown Gadsden, Alabama
Wife Evan-Christina
Children sons: Cole, Cuinn

EDUCATION

College Auburn (2014)

PLAYING EXPERIENCE

2001-04 Auburn (running back)
2005-10 Tampa Bay Buccaneers (NFL)
2011 St. Louis Rams (NFL)

COACHING EXPERIENCE

2015 **Henderson State**
NFL Players Association Coaching Internship (RBs)

2016 **West Georgia**
Offensive Graduate Assistant

2017-18 **IMG Academy**
Running Backs

2018 **Birmingham Iron (AAF)**
Running Backs

2019- **Auburn**
Running Backs (2019-23)
Interim Head Coach (2022)
Associate Head Coach (2023)

BOWL EXPERIENCE

Player - 2001 Peach, 2003 Capital One, 2003 Music City, 2005 Sugar
Coach - 2020 Outback, 2021 Citrus, 2021 Birmingham

Carnell ‘Cadillac’ Williams, a former all-American at Auburn, is in his fourth season as the Tigers’ running backs coach. He serves as associate head coach under Hugh Freeze.

Williams became interim head coach of the Tigers in November, 2022, and led Auburn to a 2-2 record. His mantra of “Serve, Believe, Discipline” inspired his team and rejuvenated the Auburn fan base. After an overtime loss at Mississippi State, his first win came 13-10 over Texas A&M in a sold-out Jordan-Hare Stadium. Williams was the first African American to serve as head coach of the football Tigers and the first African American head coach in an Iron Bowl.

Under Williams’ tutelage, running back Tank Bigsby was named 2020 SEC Co-Freshman of the Year and Associated Press SEC Newcomer of the Year with 834 rushing yards in 2020. He was the first Auburn rookie in school history to rush for three consecutive 100-yard SEC games. Bigsby finished with 2,903 career rushing yards and was a third-round draft pick of the Jacksonville Jaguars in 2023.

In four seasons, Williams’ backs have tallied 16 100-yard games and four SEC weekly honors.

A native of Gadsden, Ala., and product of Etowah High School, Williams finished his Auburn career (2001-04) with 3,831 yards on 741 attempts with 45 touchdowns. He broke the Auburn career record for rushing attempts, passing Joe Cribbs, and most touchdowns scored, passing Bo Jackson, while finishing second in total rushing yardage and all-purpose yards.

As a senior, Williams helped lead the 2004 Tigers to one of the best seasons in program history, winning an SEC championship en route to a perfect 13-0 record and Sugar Bowl victory. He led Auburn in rushing with 1,165 yards and 12 touchdowns while tallying 1,718 all-purpose yards. He earned All-America honors, was the SEC Special Teams Player of the Year, and first team all-SEC.

In his four seasons at Auburn, Williams earned nine SEC Player of the Week honors, the most in league history; the Tigers were 37-14 and won three SEC Western Division titles (2001, ‘02, ‘04). He remains as Auburn’s No. 2 all-time rusher and is the Tigers’ career leader in rushing attempts and rushing touchdowns.

The fifth overall pick of the 2005 NFL draft by the Tampa Bay Buccaneers, Williams was named NFL Rookie of the Year after leading all rookies with 1,178 rushing yards while posting six 100-yard rushing games in 14 starts. Williams spent six seasons with Tampa Bay before spending his final season in 2011 with the St. Louis Rams.

After being slowed by injuries for several years, Williams finished second to Tom Brady for AP 2009 Comeback Player of the Year; he rushed for 821 yards on 210 carries with a 3.9 average and four touchdowns during 2009.

Williams finished his NFL career with 4,038 yards with 21 touchdowns and 148 receptions for 1,002 yards and four scores.

Williams’ coaching career started at Henderson State (2015) as the running backs coach. After a stint at West Georgia (2016), Williams was the running backs coach for IMG Academy (Fla.) for two seasons (2017-18). Williams also coached running backs for the Birmingham Iron of the Alliance of American Football (AAF).

Williams graduated from Auburn in December, 2014. He and his wife Evan-Christina (a 2004 Auburn graduate in English with a concentration in linguistics and rhetoric) have two boys: Cole and Cuinn.

Football Support Staff



Andrew Aaron
Director of War Eagle
Creative Video



Dr. James Andrews
Orthopaedic Surgeon
Medical Director



Dr. Adam Anz
Orthopaedic Surgeon




Kent Austin
Special Assistant
to Head Coach



Tim Baggett
Director of Scouting



Ben Barron
Assistant Director
Football Technology



Dr. Shane Bealer
Sports Medicine
Fellow



Sam Beckenstein
Assistant Director
Player Personnel & Scouting



Brendt Bedsole
Director of
HS Relations/Pro Liaison




Matt Bevins
Associate AD
Chief of Staff




Joyce Boles
Administrative Support
Assistant




Jorrell Bostrom
Director of Player
Development



Logan Bradley
Analyst - Offense



Tanner Burns
Special Teams
Coordinator



Sammy Cohen
Intern - Defense




Tyler Cole
Director of Football
Creative Video



Andrew Crane
Assistant Athletic Trainer



Zach Crisler
Analyst - Offense



Dr. Jos Edison
Associate Team Physician



Dr. Benton A. Emblom
Orthopaedic Surgeon

Football Support Staff



Danielle Gillen
Head Football Sports
Dietician



Claudia Gleaton
Administrative Support
Specialist/Recruiting



Dr. Michael Goodlett
Team Physician



Richard Greene
Senior Associate AD
Administration




Matt Hard
Director of Football
Technology and Digital
Innovation



Kennedy Harvey
Director of On-Campus
Recruiting Operations



B.J. Hayes
Assistant Strength and
Conditioning Coach



Dr. Ashley Henning
Sports Medicine
Fellow



Ty Holder
Analyst - Defense



Jake Jiannoni
Graduate Assistant -
Defense



Ethan Johnson
Director of Recruiting
Communications &
Strategy



Dr. Bhavesh Joshi
Associate Team
Physician



Davasias Jones
Assistant Strength and
Conditioning Coach



Cam Josse
Assistant Strength and
Conditioning Coach



Kevin Kcehowski
Assistant Strength and
Conditioning Coach




Michelle Keese
Director of Alumni
Experience
Lettermen's Club



Alex Keller
Director of Football
Creative



Vontrell King-Williams
Analyst - Defense



Tucker LaGrone
Administrative Operations
Assistant



Stephanie Lopez
Assistant Director
Football Creative Video

Football Support Staff



Zach Mallard
Graduate Assistant -
Defense



Morgan McCrary
Strength and Conditioning
Intern




Grant Miller
Assistant Director
Player Personnel &
Scouting



John Miller
General Manager



A.K. Mogulla
Director of Player Personnel



Cannon Montgomery
Graduate Assistant -
Offense



Paxton Montgomery
Special Teams Intern



Carrie Mosser
Football Nutrition
Intern



Kirk Nielson
Senior Football
Athletic Trainer



John Perkins
Assistant Equipment
Manager



Austin Perryman
Assistant Director
Football Creative Content
& Imagery




Joe-Joe Petrone
Assistant AD/
Sports Medicine



Aaron Pittard
Player Personnel Analyst



Brad Rapacz
Director of Olympic
Sports Equipment



Trovon Reed
Director of Football and
Recruiting Relations




Will Reid
Director of Football Video



Tyler Renard
Director of Football
Equipment Operations



Ragan Reynolds
Executive Assistant for
Football



Mikel Riggs
Director of Football
Operations



Jeremy Roberts
Associate AD/
Operations

Football Support Staff



Natasha Sanders
Director of Recruit & Alumni Engagement/
Newcomer Transition



Kendall Simmons
Analyst - Offense




Hunter Smithwick
Assistant Director of
Football Equipment



Dr. Brett Sprouse
Associate Team
Physician



Robbie Stewart
Head Football
Athletic Trainer



Jesse Stone
Senior Analyst - Offense



Paul Summons IV
Football Video
Assistant



Evan Tyler
Assistant Director
Football Operations/
Player Development



JJ Wahlquist
Director of Branding and
Content Strategy



David Walsh
Director of Physical
Therapy



Bianca Webb
Director of Recruiting
Operations and
Football Events



Xaria Wiggins
On-Campus Recruiting
Assistant



Chette Williams
FCA Team Chaplain



Jeremiah Wilson
Analyst - Defense



Reilly Wooten
Assistant On-Campus
Recruiting Coordinator

Auburn Administration

Dr. Christopher B. Roberts

President

Christopher B. Roberts began his appointment as Auburn University's 21st president in May, 2022.

President Roberts leads the university's four divisions, including Auburn's main campus with its more than 31,000 students and 5,500 faculty and staff, as well as Auburn University at Montgomery, the Alabama Cooperative Extension System and the Alabama Agricultural Experiment Station, a joint enterprise with Alabama A&M University. Roberts is an accomplished scholar who understands that research and teaching excellence, together with service and public engagement, are at the very heart of the state's R1 land-, sea- and space-grant institution. The R1 designation in the Carnegie Classification of Institutions of Higher Education recognizes Auburn as a top-level research institution. As the university's CEO, Roberts marshals the institution's \$1.54 billion annual budget and vast resources, while spearheading the university's strategic vision and advancing the Auburn's ever-growing research enterprise and economic development.

Prior to his presidency, Roberts served as the dean of Auburn's Samuel Ginn College of Engineering from 2012 to 2022. The college has more than 6,000 students and about 400 faculty and staff members. Roberts was a factor in the success of the university's Because This is Auburn — A Campaign for Auburn University, which raised \$1.2 billion. Under Roberts' leadership, more than \$357 million in donations to the college were made during and since the campaign.

He earned a bachelor's degree in chemical engineering from the University of Missouri and master's and doctoral degrees in chemical engineering from the University of Notre Dame. He began his career at Auburn in 1994 as an assistant professor in the Department of Chemical Engineering and became department chair in 2003. He also served as the George E. and Dorothy Stafford Uthlaut Professor of Chemical Engineering. He has a strong record of scholarly and academic achievement in nanotechnology and synthetic fuels. Roberts has published close to 150 peer-reviewed journal articles and book chapters in leading chemical engineering, chemistry, materials and related journals and has given over 300 conference presentations, invited seminars and lectures. He has received 45 research grants and contracts from government agencies and corporations, such as the National Science Foundation, U.S. Department of Energy, U.S. Department of Defense, the USDA-Agriculture and Food Research Initiative and Boeing.

He has received numerous honors for his accomplishments and contributions to the field of engineering. Some of those recognitions include the University of Notre Dame's Graduate School Distinguished Alumnus Award in 2015; the University of Missouri's Chemical Engineering Academy of Distinguished Alumni in 2014; and the National Organization of Black Chemists and Chemical Engineers President's Award for Fostering Minority Engagement in 2012 and the SEC Academic Consortium Faculty Achievement Award in 2012.

He and his wife, Tracy, have two children and enjoy cheering on Auburn's national championship-winning Division I athletics programs.



John Cohen

Director of Athletics

John Cohen, with more than two decades as a coach and administrator in the Southeastern Conference, was named the 16th Director of Athletics at Auburn University on Oct. 31, 2022. Cohen spent the previous 14 years at Mississippi State, most recently as athletics director from 2016-22.

Cohen hit the ground running in his role as Auburn's athletic director as he immediately conducted an extensive search for a new head football coach and ultimately named Hugh Freeze to the role on Nov. 28, 2022, less than a month after Cohen arrived on the Plains.

Through Cohen's first eight months at Auburn, 18 of 21 programs advanced to their respective national tournaments, highlighted by equestrian's national runner-up finish, women's tennis' second straight super regional appearance and volleyball's first NCAA Tournament win since 2010. Men's basketball advanced to the NCAA second round for the third time in the last four postseasons, and baseball hosted back-to-back regionals for the first time. Cohen also played a major role in determining the final details of Plainsman Park's \$30 million expansion and renovation project, which began in July 2023.

A nationally respected leader, Cohen served as chair of the prestigious 10-member NCAA Division I Baseball Committee in 2023, completing a four-year term on the committee.

Cohen's career in college athletics began as a baseball player at Mississippi State before entering the coaching ranks for 25 years. A two-time SEC Coach of the Year, he was named MSU's director of athletics in November, 2016, and led his alma mater to record-breaking success athletically, academically and in capital project campaigns.

Athletically, Cohen oversaw arguably the greatest era in Bulldog history, highlighted by a 2021 College World Series Championship — the school's first team national title in any sport. A total of five Bulldog programs turned in a program-best season with Cohen leading the department, including softball (2022), baseball (2021), volleyball (2021), soccer (2018) and women's basketball (2017, 2018).

After beginning his stint as the head baseball coach at MSU in July 2008, Cohen's official role in administration began in 2016 when he assumed the role of associate athletic director in addition to head baseball coach. As the head coach at MSU, Cohen led the Bulldogs to the 2013 College World Series finals, a SEC regular season championship and a SEC tournament title. In the classroom, 133 of his players were named to the SEC Academic Honor Roll, including three straight (2013-15) SEC Scholar-Athlete of the Year winners.

As a baseball player for the Bulldogs, Cohen was a key member of the 1989 SEC champion and 1990 College World Series teams. He graduated from MSU with a degree in English and earned a master's degree in sports management from Missouri.

Prior to becoming head coach at MSU, Cohen's coaching career included assistant coaching stops at Missouri (1992-97) and Florida (2002-03) and head coaching stops at Northwestern State (1998-2001) and Kentucky (2004-08).

Along with winning 284 games as a head coach at MSU, 138 of Cohen's players were selected in the Major League Baseball Draft, and numerous assistants, including Auburn's Butch Thompson, are now or have been SEC head coaches.

Cohen is one of just two individuals who have played, coached and later served as director of athletics for a program participating in the College World Series. He is the only coach in SEC history to win an SEC championship, an SEC tournament title, and advance to the College World Series both as a player and head coach.



2022 Season Stats

RECORD	OVERALL	HOME	AWAY	NEUTRAL
ALL GAMES	5-7	5-3	0-4	0-0
CONFERENCE	2-6	2-2	0-4	0-0
NON-CONFERENCE	3-1	3-1	0-0	0-0

DATE	OPPONENT	W/L	SCORE	ATTEND
Sep 03, 2022	MERCER	W	42-16	84562
Sep 10, 2022	SAN JOSE STATE	W	24-16	83340
Sep 17, 2022	#22 PENN STATE	L	12-41	87451
Sep 24, 2022	MISSOURI	W	(OT) 17-14	85750
Oct 1, 2022	LSU	L	17-21	87451
Oct 8, 2022	at #2 Georgia	L	10-42	92746
Oct 15, 2022	at #9 Ole Miss	L	34-48	65243
Oct 29, 2022	ARKANSAS	L	27-41	83792
Nov 5, 2022	at Mississippi State	L	(OT) 33-39	57769
Nov 12, 2022	TEXAS A&M	W	13-10	87451
Nov 19, 2022	WESTERN KENTUCKY	W	41-17	81824
Nov 26, 2022	at #8 Alabama	L	27-49	100077

TEAM STATISTICS	AU	OPP
SCORING	297	354
Points Per Game	24.8	29.5
Points Off Turnovers	26	48
FIRST DOWNS	217	245
Rushing	120	109
Passing	88	119
Penalty	9	17
RUSHING YARDAGE	2470	2072
Yards gained rushing	2828	2368
Yards lost rushing	358	296
Rushing Attempts	487	447
Average Per Rush	5.1	4.6
Average Per Game	205.8	172.7
TDs Rushing	25	28
PASSING YARDAGE	2072	2671
Comp-Att-Int	159-308-12	238-412-6
Average Per Pass	6.7	6.5
Average Per Catch	13.0	11.2
Average Per Game	172.7	222.6
TDs Passing	9	15
TOTAL OFFENSE	4542	4743
Total Plays	795	859
Average Per Play	5.7	5.5
Average Per Game	378.5	395.3
KICK RETURNS: # -Yards	23-396	31-694
PUNT RETURNS: # -Yards	20-170	10-41
INT RETURNS: # -Yards	6-60	12-81
KICK RETURN AVERAGE	17.2	22.4
PUNT RETURN AVERAGE	8.5	4.1
INT RETURN AVERAGE	10.0	6.8
FUMBLES-LOST	28-12	24-7
PENALTIES-Yards	90-688	91-699
Average Per Game	57.3	58.3
PUNTS-Yards	55-2413	63-2638
Average Per Punt	43.9	41.9
Net punt average	42.3	37.8
KICKOFFS-Yards	63-3602	68-4049
Average Per Kick	57.2	59.5
Net kick average	35.3	38.5
TIME OF POSSESSION/Game	30:12	29:48
3RD-DOWN Conversions	64/178	76/179
3rd-Down Pct	36%	42%
4TH-DOWN Conversions	13/22	6/12
4th-Down Pct	59%	50%
SACKS BY-Yards	26-179	32-196
MISC YARDS	0	0
TOUCHDOWNS SCORED	35	45
FIELD GOALS-ATTEMPTS	18-24	14-19
ON-SIDE KICKS	0-0	1-2
RED-ZONE SCORES	(37-42) 88%	(41-46) 89%
RED-ZONE TOUCHDOWNS	(24-42) 57%	(31-46) 67%
PAT-ATTEMPTS	(31-31) 100%	(42-43) 98%
ATTENDANCE	681621	315835
Games/Avg Per Game	8/85203	4/78959

SCORE BY QUARTERS	1st	2nd	3rd	4th	OT	Total
Auburn	65	81	74	74	3	297
Opponents	52	142	62	92	6	354

RUSHING	GP	Att	Gain	Loss	Net	Avg	TD	Long	Avg/G
Tank Bigsby	12	179	1025	55	970	5.4	10	50	80.8
Robby Ashford	12	152	916	206	710	4.7	7	49	59.2
Jarquez Hunter	12	104	684	16	668	6.4	7	48	55.7
Damari Alston	12	14	86	1	85	6.1	0	35	7.1
T.J. Finley	4	17	69	36	33	1.9	1	18	8.2
Shedrick Jackson	12	1	12	0	12	12.0	0	12	1.0
Ja'Varrius Johnson	12	4	13	1	12	3.0	0	8	1.0
Tar'Varish Dawson	4	2	10	0	10	5.0	0	6	2.5
Koy Moore	12	1	8	0	8	8.0	0	8	0.7
Malcolm Johnson Jr	6	1	3	0	3	3.0	0	3	0.5
Dazalin Worsham	11	1	0	1	-1	-1.0	0	0	-0.1
John Samuel Shenker	12	2	2	5	-3	-1.5	0	2	-0.3
Holden Geriner	1	2	0	17	-17	-8.5	0	0	-17.0
TEAM	12	7	0	20	-20	-2.9	0	0	-1.7
Total	12	487	2828	358	2470	5.1	25	50	205.8
Opponents	12	447	2368	296	2072	4.6	28	76	172.7

PASSING	G	Effic	Cmp-Att-Int	Pct	Yds	TD	Lng	Avg/G
Robby Ashford	12	107.0	123-250-7	49.2	1613	7	62	134.4
T.J. Finley	4	121.71	33-53-4	62.3	431	1	39	107.8
Holden Geriner	1	89.07	2-3-0	66.7	8	0	8	8.0
Jarquez Hunter	12	598.00	1-1-0	100.0	20	1	20	1.7
Koy Moore	12	-200.00	0-1-1	0.0	0	0	0	0.0
Total	12	110.0	159-308-12	51.6	2072	9	62	172.7
Opponents	12	121.3	238-412-6	57.8	2671	15	57	222.6

RECEIVING	G	No.	Yds	Avg	TD	Long	Avg/G
Tank Bigsby	12	30	180	6.0	0	37	15.0
Ja'Varrius Johnson	12	26	493	19.0	3	56	41.1
John Samuel Shenker	12	20	208	10.4	1	27	17.3
Koy Moore	12	20	314	15.7	1	46	26.2
Jarquez Hunter	12	17	224	13.2	2	62	18.7
Shedrick Jackson	12	16	217	13.6	0	43	18.1
Camden Brown	12	9	123	13.7	2	49	10.3
Omari Kelly	12	3	56	18.7	0	25	4.7
Tyler Fromm	12	3	51	17.0	0	35	4.3
Luke Deal	12	3	34	11.3	0	32	2.8
Jay Fair	10	2	34	17.0	0	23	3.4
Tar'Varish Dawson	4	2	30	15.0	0	22	7.5
Malcolm Johnson Jr	6	2	28	14.0	0	15	4.7
Brandon Frazier	12	2	19	9.5	0	12	1.6
Landen King	3	1	24	24.0	0	24	8.0
Ze'Vian Capers	3	1	16	16.0	0	16	5.3
Damari Alston	12	1	13	13.0	0	13	1.1
Dazalin Worsham	11	1	8	8.0	0	8	0.7
Total	12	159	2072	13.0	9	62	172.7
Opponents	12	238	2672	11.2	15	57	222.7

PUNT RETURNS	No.	Yds	Avg	TD	Long
Keionte Scott	14	134	9.6	0	22
Dazalin Worsham	4	25	6.3	0	13
Ja'Varrius Johnson	2	11	5.5	0	12
Total	20	170	8.5	0	22
Opponents	10	41	4.1	0	38

INTERCEPTIONS	No.	Yds	Avg	TD	Long
Jaylin Simpson	2	14	7.0	0	17
Derick Hall	1	19	19.0	0	19
D.J. James	1	27	27.0	1	27
Owen Pappoe	1	0	0.0	0	0
Keionte Scott	1	0	0.0	0	0
Total	6	60	10.0	1	27
Opponents	12	81	6.8	0	30

2022 Season Stats

KICK RETURNS.....	No.	Yds	Avg	TD	Long
Jarquez Hunter	14	302	21.6	0	31
Damari Alston.....	4	47	11.8	0	24
Keionte Scott.....	2	34	17.0	0	18
Tyler Fromm.....	1	3	3.0	0	3
Sean Jackson.....	1	2	2.0	0	0
John Samuel Shenker	1	8	8.0	0	8
Total.....	23	396	17.2	0	31
Opponents.....	31	694	22.4	1	92

FUMBLE RETURNS.....	No.	Yds	Avg	TD	Long
Dylan Brooks.....	1	7	7.0	0	7
Total.....	1	7	7.0	0	7
Opponents.....	1	23	23.0	1	23

SCORING.....	TD	FGs	PATs					DXP	Saf	Points
			Kick	Rush	Rcv	Pass				
Tank Bigsby.....	10	0-0	0-0	0-0	0	0-0	0	0	60	
Anders Carlson.....	0	12-17	22-22	0-0	0	0-0	0	0	58	
Jarquez Hunter.....	9	0-0	0-0	0-0	0	0-0	0	0	54	
Robby Ashford.....	7	0-0	0-0	1-2	0	0-2	0	0	44	
Alex McPherson.....	0	6-7	9-9	0-0	0	0-0	0	0	27	
Ja'Varrius Johnson.....	1	0-0	0-0	0-0	0	0-0	0	0	18	
Camden Brown.....	2	0-0	0-0	0-0	0	0-0	0	0	12	
John Samuel Shenker ..	1	0-0	0-0	0-0	0	0-0	0	0	6	
D.J. James.....	1	0-0	0-0	0-0	0	0-0	0	0	6	
T.J. Finley.....	1	0-0	0-0	0-0	0	0-0	0	0	6	
Koy Moore.....	1	0-0	0-0	0-0	0	0-0	0	0	6	
Total.....	35	18-24	31-31	1-2	0	0-2	0	0	297	
Opponents.....	45	14-19	42-43	0-0	0	0-1	0	0	354	

TOTAL OFFENSE.....	G	Plays	Rush	Pass	Total	Avg/G
Robby Ashford.....	12	402	710	1613	2323	193.6
Tank Bigsby.....	12	179	970	0	970	80.8
Jarquez Hunter.....	12	105	668	20	688	57.3
T.J. Finley.....	4	70	33	431	464	116.0
Damari Alston.....	12	14	85	0	85	7.1
Shedrick Jackson.....	12	1	12	0	12	1.0
Ja'Varrius Johnson.....	12	4	12	0	12	1.0
Tar'Varish Dawson.....	4	2	10	0	10	2.5
Koy Moore.....	12	2	8	0	8	0.7
Malcolm Johnson Jr.....	6	1	3	0	3	0.5
Dazalin Worsham.....	11	1	-1	0	-1	-0.1
John Samuel Shenker.....	12	2	-3	0	-3	-0.3
Holden Geriner.....	1	5	-17	8	-9	-9.0
TEAM.....	12	7	-20	0	-20	-1.7
Total.....	12	795	2470	2072	4542	378.5
Opponents.....	12	859	2072	2671	4743	395.3

PUNTING.....	No.	Yds	Avg	Long	TB	FC	I20	50+	Blkd
Oscar Chapman.....	55	2413	43.9	61	2	30	18	12	0
Total.....	55	2413	43.9	61	2	30	18	12	0
Opponents.....	63	2638	41.9	78	5	22	24	10	0

KICKOFFS.....	No.	Yds	Avg	TB	OB	Retn	Net	YdLn
Anders Carlson.....	45	2415	53.7	13	3			
Evan McGuire.....	15	888	59.2	2	0			
Alex McPherson.....	3	121	40.3	0	1			
Total.....	63	3602	57.2	16	4	32	35.3	29
Opponents.....	68	4049	59.5	38	2	22	38.5	26

FIELD GOALS.....	FGM-FGA	Pct	01-19	20-29	30-39	40-49	50-99	Lg	Blk
Anders Carlson.....	12-17	70.6	0-0	6-6	2-3	4-7	0-1	46	1
Alex McPherson.....	6-7	85.7	0-0	2-2	3-3	0-0	1-2	51	0

FG SEQUENCE (made)	Auburn	Opponents
Mercer.....	--	(33)
San Jose State.....	(45)	40, (33), (27), (37)
Penn State.....	(31), (22)	(48), (22)
Missouri.....	45, (39)	26
LSU.....	(29), 40	--
at Georgia.....	(29)	47
at Ole Miss.....	(42), (28)	(23), (42)
Arkansas.....	46,(46),(24),52	(27),(37)
Mississippi State.....	(27),(42),38	(28),(44),56
Texas A&M.....	54,(34),(26)	(48)
Western Kentucky.....	(51), (28)	50, (27)
Alabama.....	(32), (39)	--

ALL PURPOSE.....	G	Rush	Rec	PR	KOR	IR	Tot	Avg/G
Jarquez Hunter.....	12	668	224	0	302	0	1194	99.5
Tank Bigsby.....	12	970	180	0	0	0	1150	95.8
Robby Ashford.....	12	710	0	0	0	0	710	59.2
Ja'Varrius Johnson.....	12	12	493	11	0	0	516	43.0
Koy Moore.....	12	8	314	0	0	0	322	26.8
Shedrick Jackson.....	12	12	217	0	0	0	229	19.1
John Samuel Shenker.....	12	-3	208	0	8	0	213	17.8
Keionte Scott.....	12	0	0	134	34	0	168	14.0
Damari Alston.....	12	85	13	0	47	0	145	12.1
Camden Brown.....	12	0	123	0	0	0	123	10.3
Omari Kelly.....	12	0	56	0	0	0	56	4.7
Tyler Fromm.....	12	0	51	0	3	0	54	4.5
Tar'Varish Dawson.....	4	10	30	0	0	0	40	10.0
Jay Fair.....	10	0	34	0	0	0	34	3.4
Luke Deal.....	12	0	34	0	0	0	34	2.8
T.J. Finley.....	4	33	0	0	0	0	33	8.2
Dazalin Worsham.....	11	-1	8	25	0	0	32	2.9
Malcolm Johnson Jr.....	6	3	28	0	0	0	31	5.2
D.J. James.....	12	0	0	0	0	27	27	2.3
Landen King.....	3	0	24	0	0	0	24	8.0
Derick Hall.....	12	0	0	0	0	19	19	1.6
Brandon Frazier.....	12	0	19	0	0	0	19	1.6
Ze'Vian Capers.....	3	0	16	0	0	0	16	5.3
Jaylin Simpson.....	12	0	0	0	0	14	14	1.2
Sean Jackson.....	12	0	0	0	2	0	2	0.2
Holden Geriner.....	1	-17	0	0	0	0	-17	-17.0
TEAM.....	12	-20	0	0	0	0	-20	-1.7
Total.....	12	2470	2072	170	396	60	5168	430.7
Opponents.....	12	2072	2672	41	694	81	5560	463.0

2022 Defensive Stats

DEFENSIVE LEADERS.....	GP	-----Tackles-----			Sacks			Fumbles			Blkd Kick	Saf
		Solo	Ast	Total	TFL/Yds	No-Yards	Int-Yds	BrUp	QBH	Rcv-Yds		
0 Owen Pappoe.....	12	51	40	91	3.0-17	2.0-16	.	3	2	.	2	.
13 Cam Riley.....	11	39	26	65	3.5-7	.	.	1	1	.	.	.
29 Derick Hall.....	12	42	18	60	12.0-49	7.0-36	1-19	.	7	1-0	2	.
6 Keionte Scott.....	12	35	18	53	4.0-9	1.0-4	1-0	4	2	.	.	.
32 Wesley Steiner.....	12	31	15	46
25 Colby Wooden.....	12	36	9	45	11.5-61	6.0-48	.	3	10	2-0	3	.
10 Zion Puckett.....	11	21	24	45	1.0-2	1.0-2	.	2	.	.	1	.
1 Donovan Kaufman.....	7	22	19	41	1.5-5	.	.	2	.	.	1	.
4 D.J. James.....	12	25	12	37	1.0-1	.	1-27	8
18 Nehemiah Pritchett.....	12	22	15	37	4.5-21	1.0-13	.	8	.	.	1	.
36 Jaylin Simpson.....	12	29	8	37	.	.	2-14	5
50 Marcus Harris.....	12	18	12	30	6.5-14	2.0-7	.	1	3	.	.	.
99 Jayson Jones.....	12	11	17	28	0.5-1	.	.	.	1	1-0	.	.
20 Cayden Bridges.....	12	12	7	19	.	.	.	1	.	1-0	.	.
55 Eku Leota.....	5	13	4	17	5.0-33	2.0-19	.	.	3	.	.	.
98 Marcus Bragg.....	11	13	3	16	3.0-8	1.0-5	.	1
23 J.D. Rhym.....	12	9	5	14	.	.	.	1
91 Morris Joseph Jr.....	11	7	7	14	2	1-0	.	.
30 Desmond Tisdol.....	12	7	6	13
92 Marquis Burks.....	12	3	10	13	0.5-0	.	.	1
21 Caleb Wooden.....	6	4	5	9
5 Jeffrey M'ba.....	9	3	3	6	1.0-11	1.0-11	1	.
51 Barton Lester.....	12	4	2	6	1.0-7
39 Dylan Brooks.....	10	4	2	6	1.0-13	1.0-13	.	1	.	1-7	.	.
44 Sean Jackson.....	12	1	3	4	0.5-6
46 Jake Levant.....	11	3	1	4
17 Robert Woodyard Jr.....	4	3	1	4
27 Jarquez Hunter.....	12	3	.	3
33 Joko Willis.....	7	1	1	2
48 Marquis Robinson.....	2	1	1	2
28 Hayden Brice.....	2	1	1	2	1.0-5	1.0-5
11 Shedrick Jackson.....	12	2	.	2
26 Anders Carlson.....	9	1	.	1
93 Evan McGuire.....	3	1	.	1
12 Austin Ausberry.....	4	.	1	1
9 Eugene Asante.....	4	1	.	1
9 Robby Ashford.....	12	1	.	1
25 John Samuel Shenker.....	12	.	1	1
96 Garrison Walker.....	2	1	.	1
77 Kilian Zierer.....	12	1	.	1
37 Marquise Gilbert.....	5	.	1	1
Total.....	12	481	300	781	62-269	26-179	6-60	42	31	7-7	11	.
Opponents.....	12	480	236	716	82-308	32-196	12-81	30	34	12-23	10	1

SPECIAL TEAMS TACKLES

---Tackles---				---Tackles---			
SPECIAL TEAMS.....	Total	KO	Punt	SPECIAL TEAMS.....	Total	KO	Punt
Desmond Tisdol.....	8	7	1	Cam Riley.....	1	1	0
Wesley Steiner.....	5	5	0	Eugene Asante.....	1	1	0
Barton Lester.....	4	3	1	Shedrick Jackson.....	1	0	1
Sean Jackson.....	3	3	0	John Samuel Shenker.....	1	0	1
Robert Woodyard Jr.....	3	3	0	Jake Levant.....	1	0	1
Anders Carlson.....	2	2	0	Joko Willis.....	1	0	1
Owen Pappoe.....	2	0	2	Marquise Gilbert.....	1	1	0
Jarquez Hunter.....	2	2	0	Evan McGuire.....	1	1	0
J.D. Rhym.....	1	1	0	Hayden Brice.....	1	1	0
D.J. James.....	1	1	0	Omari Kelly.....	1	0	1
Austin Ausberry.....	1	1	0	Camden Brown.....	1	1	0
Caleb Wooden.....	1	0	1	Totals.....	44	35	9

2022 Scoring Drives

Plays	Yards	TOP	Qtr	Scoring Play
MERCER				
11	68	5:28	1	Jarquez Hunter 19-yd rush (Carlson kick)
4	93	2:02	1	J.S. Shenker 2-yd pass from Finley (Carlson kick)
5	38	1:53	2	Jarques Hunter 2-yd rush (Carlson kick)
8	53	3:44	2	Tank Bigsby 2-yd rush (Carlson kick)
7	80	2:13	3	Jarquez Hunter 1-yd rush (Carlson kick)
2	62	0:56	3	Tank Bigsby 39-yd rush (Carlson kick)
Total	37	394	15:16	(6 scoring drives)
Avg.	6.1	65.6	2:33	(Season: 6 scoring drives, 37 plays, 394 yards)
SAN JOSE STATE				
9	75	4:47	2	Jarquez Hunter 7-yd rush (Carlson kick)
9	69	3:10	3	Tank Bigsby 1-yd rush (Carlson kick)
8	30	4:21	3	Anders Carlson 45-yd FG
4	74	2:04	4	T.J. Finley 4-yd rush (Carlson kick)
Total	30	248	14:12	(4 scoring drives)
Avg.	7.5	62.0	3:33	(Season: 10 scoring drives, 67 plays, 642 yards)
PENN STATE				
9	33	4:48	1	Anders Carlson 31-yd FG
12	67	5:14	2	Anders Carlson 22-yd FG
6	65	1:40	4	Jarquez Hunter 22-yd pass from Ashford (run failed)
Total	27	165	11:42	(3 scoring drives)
Avg.	9.0	55.0	3:54	(Season: 13 scoring drives, 94 plays, 807 yards)
MISSOURI				
14	59	7:37	1	Robby Ashford 11-yd rush (Carlson kick)
5	24	1:57	1	Tank Bigsby 3-yd rush (Carlson kick)
4	3	--	OT	Anders Carlson 39-yd FG
Total	23	86	9:34	(3 scoring drives, 2 in regulation)
Avg.	7.6	28.7	4:47	(Season: 16 scoring drives, 117 plays, 893 yards)
LSU				
6	69	1:56	1	J. Johnson 53-yd pass from Ashford (Carlson kick)
6	99	2:56	2	Camden Brown 18-yd pass from Ashford (Carlson kick)
7	48	2:32	2	Anders Carlson 29-yd FG
Total	19	216	7:24	(3 scoring drives)
Avg.	6.3	72.0	2:28	(Season: 19 scoring drives, 136 plays, 1,109 yards)
at GEORGIA				
4	7	1:51	3	Anders Carlson 29-yd FG
4	75	1:19	4	Jarquez Hunter 62-yd pass from Ashford (Carlson kick)
Total	8	82	3:10	(2 scoring drives)
Avg.	4.0	41.0	1:35	(Season: 21 scoring drives, 144 plays, 1,191 yards)
at OLE MISS				
9	75	4:14	2	Robby Ashford 2-yd rush (Carlson kick)
8	76	3:49	2	Tank Bigsby 2-yd rush (Carlson kick)
4	8	1:13	2	Anders Carlson 42-yd FG
3	75	1:26	3	Tank Bigsby 50-yd rush (Carlson kick)
8	75	4:10	3	Robby Ashford 11-yd rush (Carlson kick)
7	64	3:23	4	Anders Carlson 28-yd FG
Total	39	373	16:15	(6 scoring drives)
Avg.	6.5	62.2	2:43	(Season: 27 scoring drives, 183 plays, 1,564 yards)

Plays	Yards	TOP	Qtr	Scoring Play
ARKANSAS				
7	18	3:12	1	Anders Carlson 46-yd FG
5	93	1:35	2	Tank Bigsby 41-yd rush (Carlson kick)
7	52	0:47	2	Anders Carlson 24-yd FG
7	75	2:07	4	Camden Brown 9-yd pass fr Ashford (Carlson kick)
7	75	1:51	4	Jarquez Hunter 1-yd rush (Carlson kick)
Total	33	313	9:32	(5 scoring drives)
Avg.	6.6	62.6	1:57	(Season: 32 scoring drives, 216 plays, 1,877 yards)
at MISSISSIPPI STATE				
4	-2	3:26	2	Anders Carlson 27-yd FG
7	51	4:07	2	Anders Carlson 42-yd FG
2	16	0:54	3	Robby Ashford 20-yd rush (pass failed)
5	35	2:22	3	Robby Ashford 18-yd rush (Carlson kick)
4	60	2:05	4	Tank Bigsby 41-yd rush (pass failed)
8	75	2:44	4	Jarquez Hunter 8-yd rush (Ashford rush)
Total	30	235	15:38	(6 scoring drives)
Avg.	5.0	39.2	2:36	(Season: 38 scoring drives, 246 plays, 2,112 yards)
TEXAS A&M				
4	62	2:03	1	J. Johnson 16-yd pass fr Ashford (McPherson kick)
4	9	2:01	3	Alex McPherson 34-yd FG
6	23	2:32	4	Alex McPherson 26-yd FG
Total	14	94	6:36	(3 scoring drives)
Avg.	4.7	31.3	2:12	(Season: 41 scoring drives, 260 plays, 2,206 yards)
WESTERN KENTUCKY				
13	68	6:25	1	Tank Bigsby 1-yd rush (McPherson kick)
9	37	4:38	1	Alex McPherson 51-yd FG
7	66	3:05	2	Koy Moore 20-yd pass fr Hunter (McPherson kick)
7	47	3:04	3	Alex McPherson 28-yd FG
7	78	3:11	3	Tank Bigsby 35-yd rush (McPherson kick)
4	62	2:04	4	Jarquez Hunter 40-yd rush (McPherson kick)
Total	47	358	22:27	(6 scoring drives)
Avg.	7.8	59.7	3:45	(Season: 47 scoring drives, 307 plays, 2,564 yards)
at ALABAMA				
6	80	3:10	1	Robby Ashford 24-yd rush (McPherson kick)
10	75	5:22	2	J. Johnson 20-yd pass fr Ashford (McPherson kick)
7	75	3:19	3	Robby Ashford 14-yd rush (McPherson kick)
15	64	7:02	4	Alex McPherson 32-yd FG
10	60	4:28	4	Alex McPherson 39-yd FG
Total	42	354	23:21	(5 scoring drives)
Avg.	8.4	70.8	4:40	(Season: 52 scoring drives, 349 plays, 2,918 yards)

AVERAGE SCORING DRIVE: PLAYS: 6.7 • YARDS: 56.1 • TIME: 3:02

MISCELLANEOUS STATISTICS

Average Time of Possession (by Quarter)

	1	2	3	4	Total
AUBURN	90:00 (7:30)	98:42 (8:13)	87:46 (7:19)	81:34 (6:48)	358:02 (29:50)
Opponents	76:43 (6:24)	94:35 (7:53)	70:02 (5:50)	115:53 (9:39)	357:13 (29:46)

Third Down Conversions (by Quarter)

	1	2	3	4	OT	Total
AUBURN	22-49	17-44	16-44	9-39	0-2	64-178
Pct.	44.9%	38.6%	36.4%	23.1%	0%	36.0%
Opponents	12-39	26-50	17-40	21-50	0-0	76-179
Pct.	30.8%	52.0%	42.5%	42.0%	--	42.5%

Third Down Conversions (by Yardage)

	Yards to go	1-3	4-6	7-9	10+	Total
AUBURN	25-32	16-46	11-37	12-63		64-178
Pct.	78.1%	34.7%	29.7%	19.0%		36.0%

Red Zone

AU Scores/Times in Red Zone: 37/42 (88.1%)
 AU TDs/Times in Red Zone: 24/42 (57.1%)
 Scores (37): 24 TD, 13 FG
 Non-Scores (5): 2 INT, 2 Downs, 1 FGA
 Opp. Scores/Times in Red Zone: 41/46 (89.1%)
 Opp. TDs/Times in Red Zone: 31/46 (67.4%)
 Scores (41): 31 TD, 10 FG
 Non-Scores (5): 2 FGA, 1 INT, 1 fumble, 1 downs

Turnovers

Takeaways — 13, Giveaways — 24
 Difference — (-11)
 Points Off TOs — AU 26, Opp 48
 Points Off TOs/Game — AU 2.1, Opp 4.0

Kickoffs

Kickoffs — 63 for 3,602 yards (57.2 avg.)
 Carlson — 45 KO, 14 TB, 11 Ret, 9 FC, 3 OB, 1 inside
 McGuire - 15 KO, 1 FC, 2 TB, 12 Ret
 McPherson - 3 KO, 1 OB, 2 Ret
 On-side kicks — Auburn 0-1
 Opp. Returns — 31 for 694 yds (22.4 avg.)

2022 Game-By-Game Team Stats

Game	Score	First Downs		Rushing	Passing			Total Off.	Punts	Fum.	Penalties	3rd	Time of
		Tot	Ru-Pa-Pe	No-Yds-TD	C-A-I	Yds	TD	Pl-Yds	No-Avg	F-L	No-Yds	Downs	Poss
Auburn	42	22	11-10-1	41-285-5	13-21-2	212	1	62-497	1-29.0	0-0	3-20	4-8	27:57
vs. Mercer	16	15	2-12-1	31-74-0	21-36-0	197	2	67-271	8-45.4	3-0	10-70	8-18	32:03
Auburn	24	18	10-8-0	38-210-3	14-23-2	168	0	61-378	3-43.3	4-0	9-85	4-11	26:39
vs. San Jose' State	16	21	4-15-2	29-54-1	24-40-0	275	0	69-329	5-38.0	0-0	8-37	4-13	33:21
Auburn	12	23	8-14-1	36-119-0	21-38-2	296	1	74-415	3-42.0	3-2	7-61	5-14	29:38
vs. #22 Penn State	41	19	8-10-1	39-245-5	17-23-0	232	0	62-477	3-43.0	2-0	9-80	5-11	30:22
Auburn	17	15	8-7-0	42-85-2	14-21-0	135	0	66-217	8-45.9	2-0	4-26	3-16	32:42
vs. Missouri	14	14	8-5-1	39-133-2	14-24-1	179	0	63-312	8-48.0	2-1	7-45	4-13	27:18
Auburn	17	20	9-10-1	31-101-0	19-39-2	337	2	70-438	4-46.2	6-2	8-80	6-15	30:53
vs. LSU	21	19	13-2-4	49-185-2	10-26-0	85	0	75-270	9-44.4	2-1	10-94	5-15	29:07
Auburn	10	10	4-6-0	25-93-0	13-38-0	165	1	63-258	9-44.7	2-1	10-60	5-17	24:31
at #2 Georgia	42	22	12-10-0	39-292-6	22-32-0	208	0	71-500	5-41.4	2-1	4-45	6-14	35:29
Auburn	34	18	13-5-0	48-301-4	8-17-2	140	0	65-441	3-49.3	2-1	5-47	5-14	30:28
at #9 Ole Miss	48	29	23-5-1	69-448-3	9-19-1	130	3	88-578	2-46.0	2-0	6-50	12-19	29:32
Auburn	27	20	9-11-0	38-183-2	24-33-0	285	1	71-468	5-41.2	0-0	7-55	11-19	30:10
vs. Arkansas	41	23	11-10-2	47-276-4	17-25-0	244	1	72-520	3-43.0	1-1	10-53	8-14	29:50
Auburn	33	14	10-3-1	46-256-4	7-22-0	75	0	68-331	7-44.0	1-1	14-115	6-18	32:04
at Mississippi State	39	21	4-15-2	18-13-1	42-62-1	357	3	80-370	5-32.0	5-2	5-35	4-16	27:56
Auburn	13	18	13-3-2	55-270-0	6-13-2	60	1	68-330	5-44.2	3-1	8-45	5-17	36:26
vs. Texas A&M	10	12	6-4-2	24-94-0	14-36-0	121	1	60-215	9-37.9	2-1	8-66	5-16	23:34
Auburn	41	18	10-7-1	42-252-3	9-20-0	122	1	62-374	5-41.4	1-0	5-45	6-14	30:06
vs. Western Kentucky	17	24	9-14-1	29-85-0	28-59-2	300	2	88-385	4-38.5	1-0	3-22	9-21	29:54
Auburn	27	21	15-4-2	43-318-2	11-23-0	77	1	66-395	4-41.2	3-2	10-49	4-14	26:50
at Alabama	49	26	9-16-1	34-173-4	20-30-1	343	3	64-516	3-45.3	1-0	11-102	6-9	28:50

2022 Starting Lineups

OFFENSE	QB	RB	WR/RB	WR	WR/TE	TE	LT	LG	C	RG	RT
MERCER	Finley	Bigsby	M. Johnson	Sh. Jackson	Dawson (WR)	Shenker	Zierer	Council	T. Johnson	Stutts	Troxell
SAN JOSE' STATE	Finley	Bigsby	Moore	Sh. Jackson	Dawson (WR)	Shenker	Zierer	Council	T. Johnson	Stutts	Troxell
PENN STATE	Finley	Bigsby	M. Johnson	Sh. Jackson	Deal (TE)	Shenker	Zierer	Council	T. Johnson	K. Jones	Troxell
MISSOURI	Ashford	Bigsby	Moore	Sh. Jackson	Deal (TE)	Shenker	Zierer	Council	T. Johnson	Stutts	Troxell
LSU	Ashford	Bigsby	Moore	Sh. Jackson	J. Johnson (WR)	Shenker	Zierer	Stutts	Council	A. Jackson	Troxell
at Georgia	Ashford	Bigsby	Capers	J. Johnson	Fromm (TE)	Shenker	Zierer	Stutts	Council	A. Jackson	Troxell
at Ole Miss	Ashford	Bigsby	Moore	Sh. Jackson	Deal (TE)	Shenker	Zierer	Wright	Council	Stutts	Coffey
ARKANSAS	Ashford	Bigsby	J. Johnson	Sh. Jackson	Deal (TE)	Shenker	Zierer	Stutts	Council	A. Jackson	Troxell
at Mississippi State	Ashford	Bigsby	Moore	Brown	Deal (TE)	Shenker	Zierer	Stutts	Council	A. Jackson	Troxell
TEXAS A&M	Ashford	Bigsby	M. Johnson	Sh. Jackson	Deal (TE)	Shenker	Zierer	Stutts	Council	A. Jackson	Coffey
W. KENTUCKY	Ashford	Bigsby	Alston (RB)	Worsham	Deal (TE)	Shenker	Zierer	Stutts	Council	A. Jackson	Coffey
at Alabama	Ashford	Hunter	Moore	Sh. Jackson	Deal (TE)	Shenker	Zierer	Stutts	Council	K. Jones	Coffey
DEFENSE	DE	DT	DT/DB	Edge	LB	LB	Edge/DB	CB	CB	S	S
MERCER	Co. Wooden	Harris	J. Jones (DT)	Hall	Pappoe	Riley	Leota	Pritchett	Simpson	Puckett	Kaufman
SAN JOSE STATE	Co. Wooden	Harris	Scott (DB)	Hall	Pappoe	Riley	Leota	Pritchett	Simpson	Puckett	Kaufman
PENN STATE	Co. Wooden	Harris	Scott (DB)	Hall	Pappoe	Riley	Leota	Pritchett	James	Puckett	Kaufman
MISSOURI	Co. Wooden	Harris	J. Jones (DT)	Hall	Pappoe	Riley	Bridges (DB)	Pritchett	James	Puckett	Scott
LSU	Co. Wooden	Harris	Scott (DB)	Hall	Pappoe	Steiner	Leota	Pritchett	James	Puckett	Kaufman
at Georgia	Co. Wooden	Harris	J. Jones (DT)	Hall	Pappoe	Steiner	Scott (DB)	Pritchett	James	Puckett	Kaufman
at Ole Miss	Co. Wooden	Harris	Bragg (DT)	Hall	Pappoe	Steiner	Scott (DB)	Pritchett	James	Puckett	Kaufman
ARKANSAS	Co. Wooden	Harris	J. Jones (DT)	Hall	Pappoe	Steiner	Simpson (DB)	Pritchett	James	Puckett	Kaufman
at Mississippi State	Co. Wooden	Harris	Burks	Hall	Pappoe	Steiner	Ca. Wooden (DB)	Pritchett	James	Puckett	Rhym
TEXAS A&M	Co. Wooden	Harris	J. Jones (DT)	Hall	Pappoe	Riley	Simpson (DB)	Pritchett	James	Bridges	Scott
W. KENTUCKY	Co. Wooden	Harris	J. Jones (DT)	Hall	Pappoe	Riley	Simpson (DB)	Pritchett	James	Puckett	Scott
at Alabama	Co. Wooden	Harris	J. Jones (DT)	Hall	Pappoe	Riley	Simpson (DB)	Pritchett	James	Puckett	Scott

2022 Game-By-Game Individual Stats

C-A-Yds-Int, TD	Passing			(Made), Missed	Field Goals		No.-Avg, In 20	Punting #91 Chapman
	#1 Finley	#9 Ashford	#12 Geriner		#26 Carlson	#38 McPherson		
MERCER	9-14-112-2, 1	4-7-100-0, 0	DNP	MERCER	--	DNP	MERCER	1-29.0, 1
SAN JOSE STATE	13-20-167-1, 0	1-3-1-1, 0	DNP	SAN JOSE STATE	(45)	DNP	SAN JOSE STATE	3-43.3, 1
PENN STATE	11-19-152-1, 0	10-19-144-1, 1	DNP	PENN STATE	(31), (22)	DNP	PENN STATE	3-42.0, 0
MISSOURI	DNP	12-18-127-0, 0	2-3-8-0, 0	MISSOURI	45, (39)	DNP	MISSOURI	8-45.9, 3
LSU	DNP	19-38-337-1, 2	DNP	LSU	(29), 40	DNP	LSU	4-46.2, 2
at Georgia	DNP	13-38-165-0, 1	DNP	at Georgia	(29)	DNP	at Georgia	9-44.7, 0
at Ole Miss	0-0-0-0, 0	8-17-140-2, 0	DNP	at Ole Miss	(42) (28)	--	at Ole Miss	3-49.3, 1
ARKANSAS	DNP	24-33-285-0, 1	DNP	ARKANSAS	46 (46) (24) 52	DNP	ARKANSAS	5-41.2, 3
at Mississippi State	DNP	7-22-75-0, 0	DNP	at Mississippi State	(27) (42) 38	DNP	at Mississippi State	7-44.0, 1
TEXAS A&M	DNP	6-13-60-2, 1	DNP	TEXAS A&M	DNP	54 (34) (26)	TEXAS A&M	5-44.2, 3
W. KENTUCKY	DNP	8-19-102-0, 0	DNP	W. KENTUCKY	DNP	(51) (28)	W. KENTUCKY	5-41.4, 2
at Alabama	DNP	11-23-77-0, 1	DNP	at Alabama	DNP	(32) (39)	at Alabama	4-41.2, 1

Rushing (Att-Yds/TD)

	MER	SJSU	PSU	MIZ	LSU	@UGA	@UM	ARK	@MSU	TAMU	WKU	@ALA
0 Koy Moore	1-8/0	--	--	--	--	--	--	--	--	--	--	--
1 TJ Finley	2-1/0	5-18/1	9-21/0	DNP	DNP	DNP	1-(-7)/0	DNP	DNP	DNP	DNP	DNP
3 Tar'Varish Dawson	1-6/0	1-4/0	--	DNP	--	DNP	DNP	DNP	DNP	DNP	DNP	DNP
4 Tank Bigsby	16-147/2	13-51/1	9-39/0	19-44/1	12-45/0	10-19/0	20-179/2	11-63/1	13-89/1	23-121/0	18-110/2	15-63/0
6 Ja'Varrius Johnson	2-9/0	--	--	--	1-4/0	--	--	--	1-(-1)/0	--	--	--
8 Dazalin Worsham	--	--	--	--	--	--	--	--	1-(-1)/0	--	--	--
9 Robby Ashford	6-68/0	7-61/0	11-29/0	15-46/1	11-19/0	9-52/0	15-35/2	19-87/0	18-108/2	16-47/0	9-37/0	17-121/2
11 Shedrick Jackson	--	--	1-12/0	--	--	--	--	--	--	--	--	--
12 Holden Geriner	DNP	DNP	DNP	2-(-17)/0	DNP	DNP	DNP	DNP	DNP	DNP	DNP	DNP
16 Malcolm Johnson	1-3/0	DNP	--	DNP	DNP	DNP	--	--	--	--	DNP	DNP
22 Damari Alston	4-9/0	2-38/0	1-2/0	1-1/0	--	--	2-14/0	2-15/0	1-7/0	1-(-1)/0	--	--
25 J.S. Shenker	--	--	--	--	--	1-2/0	--	--	--	--	--	--
27 Jarquez Hunter	8-34/3	8-42/1	5-16/0	7-13/0	6-35/0	5-20/0	10-80/0	6-18/1	12-54/1	13-121/0	13-109/1	11-134/0
TEAM	--	2-(-3)	--	--	1-(-2)	--	--	--	--	2-(-18)	2-(-4)	--

Receiving (Rec-Yds/TD)

	MER	SJSU	PSU	MIZ	LSU	@UGA	@UM	ARK	@MSU	TAMU	WKU	@ALA
0 Koy Moore	--	1-13/0	1-13/0	4-74/0	4-55/0	1-14/0	1-46/0	2-28/0	3-23/0	--	2-31/1	1-17/0
3 Tar'Varish Dawson	1-8/0	1-22/0	--	DNP	--	DNP	DNP	DNP	DNP	DNP	DNP	DNP
4 Tank Bigsby	1-2/0	4-29/0	2-38/1	2-8/0	4-18/0	2-10/0	--	6-37/1	1-9/0	2-20/0	2-18/0	4- -1/0
5 Jay Fair	--	--	--	--	--	--	1-23/0	--	--	--	1-11/0	--
6 Ja'Varrius Johnson	4-117/0	3-41/0	6-73/0	--	3-74/1	1-20/0	2-10/0	3-17/0	1-29/0	1-16/1	1-29/0	1-20/1
8 Dazalin Worsham	DNP	--	--	--	--	--	--	1-8/0	--	--	--	--
11 Shedrick Jackson	4-47/0	1-17/0	4-76/0	1-1/0	--	--	--	2-29/0	--	--	2-21/0	2-26/0
14 Landen King	DNP	--	1-24/0	--	DNP	DNP	DNP	DNP	DNP	DNP	DNP	DNP
16 Malcolm Johnson	--	DNP	2-28/0	DNP	DNP	DNP	--	--	--	--	DNP	DNP
17 Camden Brown	--	--	--	2-8/0	1-18/1	--	--	4-83/1	2-14/0	--	--	--
19 Omari Kelly	--	--	--	1-12/0	1-25/0	--	1-19/0	--	--	--	--	--
22 Damari Alston	1-13/0	--	--	--	--	--	--	--	--	--	--	--
25 J.S. Shenker	2-25/1	3-39/0	1-2/0	3-39/0	3-42/0	5-32/0	1-5/0	2-24/0	--	--	--	--
27 Jarquez Hunter	--	--	3-37/1	--	2-70/0	3-73/1	1-5/0	4-12/0	--	1-12/0	--	3-15/0
80 Ze'Vian Capers	--	DNP	DNP	DNP	--	1-16/0	DNP	DNP	DNP	DNP	DNP	DNP
85 Tyler Fromm	--	--	1-5/0	--	1-35/0	--	--	--	--	1-11/0	--	--
86 Luke Deal	--	--	--	1-1/0	--	--	1-32/0	--	--	1-1/0	--	--
87 Brandon Frazier	--	1-7/0	--	--	--	--	--	--	--	--	1-12/0	--

2022 Game-By-Game Individual Stats

Defensive Linemen (Solo+Assist=Total)

	MER	SJSU	PSU	MIZ	LSU	@UGA	@UM	ARK	@MSU	TAMU	WKU	@ALA
5 Jeffrey M'ba	2+0=2	DNP	--	--	--	0+1=1	DNP	0+1=1	1+0=1	--	DNP	0+1=1
25 Colby Wooden	2+1=3	2+0=2	4+1=5	3+1=4	5+0=5	3+2=5	4+1=5	7+1=8	3+1=4	1+0=1	2+1=3	--
29 Derick Hall	2+0=2	5+3=8	2+3=5	5+1=6	2+1=3	4+2=6	7+3=10	4+2=6	6+2=8	2+0=2	1+1=2	2+0=2
39 Dylan Brooks	1+0=1	DNP	DNP	--	--	DNP	--	0+1=1	--	1+0=1	2+0=2	0+1=1
48 Marquis Robinson	0+1=1	DNP	1+0=1	DNP	DNP	DNP	DNP	DNP	DNP	DNP	DNP	DNP
50 Marcus Harris	1+0=1	4+0=4	2+0=2	0+3=3	4+0=4	0+1=1	0+2=2	2+0=2	2+2=4	1+1=2	1+0=1	1+3=4
55 Eku Leota	2+2=4	3+1=4	5+0=5	3+1=4	1+0=1	DNP	DNP	DNP	DNP	DNP	DNP	DNP
91 Morris Joseph Jr.	--	--	--	--	--	DNP	3+3=6	1+0=1	0+1=1	2+1=3	1+1=2	0+1=1
92 Marquis Burks	--	--	--	0+1=1	--	2+0=2	0+3=3	1+1=2	0+1=1	0+2=2	0+1=1	0+1=1
96 Garrison Walker	DNP	--	DNP	DNP	DNP	DNP	DNP	DNP	DNP	DNP	1+0=1	DNP
98 Marcus Bragg	--	2+1=3	--	2+1=3	4+0=4	1+0=1	2+1=3	--	--	DNP	2+0=2	--
99 Jayson Jones	0+1=1	1+0=1	2+1=3	1+2=3	0+1=1	1+1=2	2+2=4	0+2=2	0+3=3	1+0=1	3+1=4	0+3=3

Linebackers (Solo+Assist=Total)

	MER	SJSU	PSU	MIZ	LSU	@UGA	@UM	ARK	@MSU	TAMU	WKU	@ALA
0 Owen Pappoe	1+3=4	4+3=7	4+2=6	7+1=8	3+5=8	4+4=8	7+9=16	4+3=7	1+5=6	3+3=6	5+0=5	8+2=10
13 Cam Riley	10+6=16	4+1=5	4+2=6	2+2=4	DNP	2+2=4	--	1+0=1	2+2=4	4+1=5	5+3=8	5+7=12
17 Robert Woodyard	DNP	DNP	DNP	--	--	DNP	DNP	1+0=1	DNP	DNP	2+1=3	DNP
28 Hayden Brice	DNP	DNP	DNP	DNP	DNP	DNP	DNP	DNP	DNP	DNP	1+0=1	DNP
30 Desmond Tisdol	2+0=2	--	--	--	0+1=1	--	--	2+3=5	0+1=1	--	2+1=3	0+1=1
32 Wesley Steiner	1+0=1	4+1=5	2+1=3	0+1=1	10+1=11	6+0=6	5+5=10	1+3=4	1+2=3	--	0+1=1	1+0=1
33 Joko Willis	--	--	--	DNP	DNP	1+0=1	1+0=1	--	DNP	--	--	DNP
46 Jake Levant	--	DNP	--	--	--	0+1=1	--	--	3+0=3	--	--	--
51 Barton Lester	--	--	--	--	--	1+0=1	2+0=2	--	0+2=2	--	--	1+0=1

Defensive Backs (Solo+Assist=Total)

	MER	SJSU	PSU	MIZ	LSU	@UGA	@UM	ARK	@MSU	TAMU	WKU	@ALA
1 Donovan Kaufman	2+3=5	1+3=4	1+2=3	DNP	2+1=3	3+4=7	8+3=11	3+3=6	DNP	DNP	DNP	DNP
4 D.J. James	2+2=4	1+0=1	4+1=5	2+0=2	0+1=1	2+2=4	1+1=2	2+0=2	2+1=3	3+1=4	5+1=6	1+2=3
6 Keionte Scott	2+3=5	3+1=4	2+2=4	4+0=4	4+0=4	3+1=4	3+5=8	2+0=2	3+2=5	1+3=4	4+0=4	4+1=5
9 Eugene Asante	--	--	--	1+0=1	DNP	DNP	DNP	DNP	DNP	DNP	--	DNP
10 Zion Puckett	2+1=3	3+3=6	2+1=3	0+2=2	1+5=6	3+3=6	2+5=7	4+1=5	0+2=2	DNP	DNP	3+1=4
12 Austin Ausberry	DNP	--	DNP	DNP	0+1=1	DNP	--	DNP	DNP	--	DNP	DNP
18 Nehemiah Pritchett	2+1=3	2+1=3	1+2=3	1+0=1	4+0=4	0+2=2	0+2=2	4+1=5	1+4=5	2+0=2	3+0=3	2+2=4
20 Cayden Bridges	1+0=1	1+0=1	2+1=3	0+2=2	0+1=1	1+0=1	1+0=1	--	3+2=5	3+1=4	--	--
21 Caleb Wooden	DNP	DNP	DNP	DNP	--	DNP	--	DNP	2+3=5	DNP	1+1=2	1+1=2
23 J.D. Rhym	2+0=2	--	1+0=1	--	--	2+1=3	--	2+0=2	0+3=3	0+1=1	2+0=2	--
36 Jaylin Simpson	--	2+0=2	1+1=2	4+0=4	2+0=2	2+1=3	0+1=1	4+2=6	3+2=5	3+0=3	3+0=3	5+1=6

Game-by-Game Leaders

Opponent	Rushing	Passing	Receiving (No.)	Receiving (Yds)	Tackles
MERCER	Bigsby 16-147-2	Finley 9-14-2-112-1	J. Johnson 4-117-0 / Sh. Jackson 4-47-0	J. Johnson 4-117-0	Riley 10-6-16
SAN JOSE STATE	Ashford 7-61-0	Finley 13-20-1-167-0	Bigsby 4-29-0	J. Johnson 3-41-0	Hall 5-3-8
PENN STATE	Bigsby 9-39-0	Finley 11-19-1-152-0	J. Johnson 6-73-0	Sh. Jackson 4-76-0	Pappoe/Riley 4-2-6
MISSOURI	Ashford 15-46-1	Ashford 12-18-0-127-0	Moore 4-74-0	Moore 4-74-0	Pappoe 7-1-8
LSU	Bigsby 12-45-0	Ashford 19-38-1-337-2	Moore 4-55-0/Bigsby 4-18-0	J. Johnson 3-74-1	Steiner 10-1-11
at Georgia	Ashford 9-52-0	Ashford 13-38-0-165-1	Shenker 5-32-0	Hunter 3-73-1	Pappoe 4-4-8
at Ole Miss	Bigsby 20-179-2	Ashford 8-17-2-140-0	J. Johnson 2-10-0	Moore 1-46-0	Pappoe 7-9-16
ARKANSAS	Ashford 19-87-0	Ashford 24-33-0-285-1	Bigsby 6-37-0	Brown 4-83-1	Wooden 6-2-8
at Miss. State	Ashford 18-108-2	Ashford 7-22-0-75-0	Moore 3-23-0	J. Johnson 1-29-0	Hall 6-2-8
TEXAS A&M	Bigsby 121	Ashford 6-13-2-60-1	Bigsby 2-20-0	Bigsby 2-20-0	Pappoe 3-3-6
W. KENTUCKY	Bigsby 18-110-2	Ashford 8-19-0-102-0	Three players-2	Moore 2-31-1	Riley 5-3-8
at Alabama	Hunter 11-134-0	Ashford 11-23-0-77-1	Bigsby 4-1-0	Sh. Jackson 2-26-0	Riley 5-7-12

2022 Superlatives

Auburn Team Superlatives

Rushes.....	55	vs Texas A&M (Nov 12, 2022)
Yards Rushing.....	318	at Alabama (Nov 26, 2022)
Yards Per Rush.....	7.6	at Alabama (Nov 26, 2022)
TD Rushes.....	5	vs Mercer (Sep 03, 2022)
Pass attempts.....	39	vs LSU (Oct 01, 2022)
Pass completions.....	24	vs Arkansas (Oct 29, 2022)
Yards Passing.....	337	vs LSU (Oct 01, 2022)
Yards Per Pass.....	10.1	vs Mercer (Sep 03, 2022)
TD Passes.....	2	vs LSU (Oct 01, 2022)
Total Plays.....	74	vs Penn St. (Sep 17, 2022)
Total Offense.....	497	vs Mercer (Sep 03, 2022)
Yards Per Play.....	8.0	vs Mercer (Sep 03, 2022)
Points.....	42	vs Mercer (Sep 03, 2022)
Sacks By.....	5	at Mississippi St. (Nov 05, 2022)
First Downs.....	23	vs Penn St. (Sep 17, 2022)
Penalties.....	14	at Mississippi St. (Nov 05, 2022)
Penalty Yards.....	115	at Mississippi St. (Nov 05, 2022)
Turnovers.....	4	vs Penn St. (Sep 17, 2022)
.....		vs LSU (Oct 01, 2022)
Interceptions By.....	2	vs Western Ky. (Nov 19, 2022)
Punts.....	9	at Georgia (Oct 08, 2022)
Punting Avg.....	49.3	at Ole Miss (Oct 15, 2022)
Long Punt.....	61	vs Missouri (Sep 24, 2022)
Punts inside 20.....	3	vs Missouri (Sep 24, 2022)
.....		vs Arkansas (Oct 29, 2022)
.....		vs Texas A&M (Nov 12, 2022)
Long Punt Return.....	22	vs San Jose State (Sep 10, 2022)

Auburn Individual Superlatives

Rushes.....	23	Tank Bigsby vs Texas A&M (Nov 12, 2022)
Yards Rushing.....	179	Tank Bigsby at Ole Miss (Oct 15, 2022)
TD Rushes.....	3	Jarquez Hunter vs Mercer (Sep 03, 2022)
Long Rush.....	50	Tank Bigsby at Ole Miss (Oct 15, 2022)
Pass attempts.....	38	Robby Ashford vs LSU (Oct 01, 2022)
.....		Robby Ashford at Georgia (Oct 08, 2022)
Pass completions.....	24	Robby Ashford vs Arkansas (Oct 29, 2022)
Yards Passing.....	337	Robby Ashford vs LSU (Oct 01, 2022)
TD Passes.....	2	Robby Ashford vs LSU (Oct 01, 2022)
Long Pass.....	62	Robby Ashford at Georgia (Oct 08, 2022)
Receptions.....	6	Ja'Varrius Johnson vs Penn St. (Sep 17, 2022)
.....		Tank Bigsby vs Arkansas (Oct 29, 2022)
Yards Receiving.....	117	Ja'Varrius Johnson vs Mercer (Sep 03, 2022)
TD Receptions.....	1	9 times
Long Reception.....	62	Jarquez Hunter at Georgia (Oct 08, 2022)
Field Goals.....	2	Anders Carlson vs Penn St. (Sep 17, 2022)
.....		Anders Carlson at Ole Miss (Oct 15, 2022)
.....		Anders Carlson vs Arkansas (Oct 29, 2022)
.....		Anders Carlson at Mississippi St. (Nov 05, 2022)
.....		Alex McPherson vs Texas A&M (Nov 12, 2022)
.....		Alex McPherson vs Western Ky. (Nov 19, 2022)
.....		Alex McPherson vs Western Ky. (Nov 19, 2022)
Long Field Goal.....	51	Alex McPherson vs Western Ky. (Nov 19, 2022)
Punts.....	9	Oscar Chapman at Georgia (Oct 08, 2022)
Punting Avg.....	49.3	Oscar Chapman at Ole Miss (Oct 15, 2022)
Long Punt.....	61	Oscar Chapman vs Missouri (Sep 24, 2022)
Punts inside 20.....	3	Oscar Chapman vs Missouri (Sep 24, 2022)
.....		Oscar Chapman vs Arkansas (Oct 29, 2022)
.....		Oscar Chapman vs Texas A&M (Nov 12, 2022)
Long Punt Return.....	22	Keionte Scott vs San Jose State (Sep 10, 2022)
Long Kickoff Return.....	31	Jarquez Hunter at Mississippi St. (Nov 05, 2022)
Tackles.....	16	Cam Riley vs Mercer (Sep 03, 2022)
.....		Owen Pappoe at Ole Miss (Oct 15, 2022)
Sacks.....	2.0	Derick Hall vs Missouri (Sep 24, 2022)
.....		Derick Hall at Mississippi St. (Nov 05, 2022)
Tackles For Loss.....	3.0	Marcus Harris vs San Jose State (Sep 10, 2022)
.....		Derick Hall vs Missouri (Sep 24, 2022)
.....		Derick Hall at Mississippi St. (Nov 05, 2022)
.....		Derick Hall vs Missouri (Sep 24, 2022)
Interceptions.....	1	Derick Hall vs Missouri (Sep 24, 2022)
.....		Keionte Scott at Ole Miss (Oct 15, 2022)
.....		Simpson, Jaylin at Mississippi St. (Nov 05, 2022)
.....		D.J. James vs Western Ky. (Nov 19, 2022)
.....		Jaylin Simpson vs Western Ky. (Nov 19, 2022)

Opponent Team Superlatives

Rushes.....	69	at Ole Miss (Oct 15, 2022)
Yards Rushing.....	448	at Ole Miss (Oct 15, 2022)
Yards Per Rush.....	7.5	at Georgia (Oct 08, 2022)
TD Rushes.....	6	at Georgia (Oct 08, 2022)
Pass attempts.....	62	at Mississippi St. (Nov 05, 2022)
Pass completions.....	42	at Mississippi St. (Nov 05, 2022)
Yards Passing.....	357	at Mississippi St. (Nov 05, 2022)
Yards Per Pass.....	11.4	at Alabama (Nov 26, 2022)
TD Passes.....	3	at Ole Miss (Oct 15, 2022)
.....		at Mississippi St. (Nov 05, 2022)
.....		at Alabama (Nov 26, 2022)
Total Plays.....	88	at Ole Miss (Oct 15, 2022)
.....		vs Western Ky. (Nov 19, 2022)
Total Offense.....	578	at Ole Miss (Oct 15, 2022)
Yards Per Play.....	8.1	at Alabama (Nov 26, 2022)
Points.....	49	at Alabama (Nov 26, 2022)
Sacks By.....	6	vs Penn St. (Sep 17, 2022)
First Downs.....	30	at Ole Miss (Oct 15, 2022)
Penalties.....	11	at Alabama (Nov 26, 2022)
Penalty Yards.....	102	at Alabama (Nov 26, 2022)
Turnovers.....	3	at Mississippi St. (Nov 05, 2022)
Interceptions By.....	2	vs Mercer (Sep 03, 2022)
.....		vs San Jose State (Sep 10, 2022)
.....		vs Penn St. (Sep 17, 2022)
.....		vs LSU (Oct 01, 2022)
.....		at Ole Miss (Oct 15, 2022)
.....		vs Texas A&M (Nov 12, 2022)
Punts.....	9	vs LSU (Oct 01, 2022)
.....		vs Texas A&M (Nov 12, 2022)
Punting Avg.....	48.0	vs Missouri (Sep 24, 2022)
Long Punt.....	78	vs Arkansas (Oct 29, 2022)
Punts inside 20.....	5	at Georgia (Oct 08, 2022)
Long Punt Return.....	38	at Georgia (Oct 08, 2022)

Opponent Individual Superlatives

Rushes.....	25	Judkins,Quinsho, at Ole Miss (Oct 15, 2022)
Yards Rushing.....	171	Sanders,Raheim, vs Arkansas (Oct 29, 2022)
TD Rushes.....	3	Edwards,Daijun, at Georgia (Oct 08, 2022)
Long Rush.....	76	Sanders,Raheim, vs Arkansas (Oct 29, 2022)
Pass attempts.....	59	Rogers,Will, at Mississippi St. (Nov 05, 2022)
Pass completions.....	42	Rogers,Will, at Mississippi St. (Nov 05, 2022)
Yards Passing.....	357	Rogers,Will, at Mississippi St. (Nov 05, 2022)
TD Passes.....	3	Young, Bryce, at Alabama (Nov 26, 2022)
.....		Dart,Jaxson, at Ole Miss (Oct 15, 2022)
.....		Rogers,Will, at Mississippi St. (Nov 05, 2022)
Long Pass.....	57	Rogers,Will, at Mississippi St. (Nov 05, 2022)
Receptions.....	12	Corley,Malachi, vs Western Ky. (Nov 19, 2022)
Yards Receiving.....	115	Landers,Matt, vs Arkansas (Oct 29, 2022)
TD Receptions.....	2	Harper,Devron, vs Mercer (Sep 03, 2022)
.....		Thomas,Rara, at Mississippi St. (Nov 05, 2022)
.....		Simon,Joshua, vs Western Ky. (Nov 19, 2022)
Long Reception.....	57	Griffin,Lideatr, at Mississippi St. (Nov 05, 2022)
Field Goals.....	3	Schive, Taren, vs San Jose State (Sep 10, 2022)
Long Field Goal.....	48	Pinegar,Jake, vs Penn St. (Sep 17, 2022)
.....		Bond,Randy, vs Texas A&M (Nov 12, 2022)
Punts.....	9	Bramblett,Jay, vs LSU (Oct 01, 2022)
.....		Constantinou,Ni, vs Texas A&M (Nov 12, 2022)
Punting Avg.....	48.0	Stonehouse,Jack, vs Missouri (Sep 24, 2022)
Long Punt.....	78	Bauer,Reid, vs Arkansas (Oct 29, 2022)
Punts inside 20.....	5	Thorson,Brett, at Georgia (Oct 08, 2022)
Long Punt Return.....	38	McConkey,Ladd, at Georgia (Oct 08, 2022)
Long Kickoff Return.....	92	Griffin,Lideatr, at Mississippi St. (Nov 05, 2022)
Tackles.....	10	Redding,Myles, vs Mercer (Sep 03, 2022)
.....		Hopper,Ty'Ron, vs Missouri (Sep 24, 2022)
.....		Reese,Otis, at Ole Miss (Oct 15, 2022)
.....		Watson,Nathanie, at Mississippi St. (Nov 05, 2022)
.....		Johnson,Antonio, vs Texas A&M (Nov 12, 2022)
Sacks.....	2.0	Ojulari,BJ, vs LSU (Oct 01, 2022)
.....		Wheat,Tyrus, at Mississippi St. (Nov 05, 2022)
.....		Anderson, Will, at Alabama (Nov 26, 2022)
Tackles For Loss.....	3.5	Wheat,Tyrus, at Mississippi St. (Nov 05, 2022)
Interceptions.....	1	12 players

2022 Plays of 20+ Yards

Yards	Type	Player(s)	Opponent	Qtr.
62*	Pass	Jarquez Hunter from Robby Ashford	Georgia	4
61	Pass	Jarquez Hunter from Robby Ashford	LSU	2
56	Pass	Ja'Varrius Johnson from Robby Ashford	Mercer	3
53	Pass	Ja'Varrius Johnson from Robby Ashford	LSU	1
50	Rush	Tank Bigsby	Ole Miss	4
50*	Rush	Tank Bigsby	Ole Miss	3
49	Pass	Camden Brown from Robby Ashford	Arkansas	4
49	Rush	Robby Ashford	Mercer	1
48	Rush	Jarquez Hunter	Ole Miss	2
46	Pass	Koy Moore from Robby Ashford	Ole Miss	2
45	Rush	Jarquez Hunter	Alabama	3
43	Pass	Shedrick Jackson from Robby Ashford	Penn State	4
41*	Rush	Tank Bigsby	Mississippi State	4
41*	Rush	Tank Bigsby	Arkansas	2
40*	Rush	Jarquez Hunter	WKU	4
39	Rush	Tank Bigsby	Texas A&M	1
39	Pass	Ja'Varrius Johnson from T.J. Finley	Mercer	1
39*	Rush	Tank Bigsby	Mercer	3
38	Rush	Tank Bigsby	Mississippi State	2
37	Pass	Tank Bigsby from T.J. Finley	Penn State	2
36	Pass	Ja'Varrius Johnson from Robby Ashford	Arkansas	4
35*	Rush	Tank Bigsby	WKU	3
35	Pass	Tyler Fromm from Robby Ashford	LSU	3
35	Rush	Damari Alston	San Jose' State	2
34	Rush	Robby Ashford	Arkansas	2
32	Pass	Luke Deal from Robby Ashford	Ole Miss	3
31	Rush	Robby Ashford	Alabama	4
31	KR	Jarquez Hunter	Mississippi State	3
30	KR	Jarquez Hunter	WKU	2
30	Rush	Robby Ashford	San Jose' State	4
29	Pass	Ja'Varrius Johnson from Robby Ashford	Mississippi State	4
29	Pass	Ja'Varrius Johnson from Robby Ashford	WKU	3
28	KR	Jarquez Hunter	Alabama	2
28	Rush	Robby Ashford	Penn State	3
28	KR	Jarquez Hunter	Mississippi State	1
27	Rush	Jarquez Hunter	Alabama	4
27*	INT	D.J. James	WKU	4
27	Pass	John Samuel Shenker from Robby Ashford	LSU	3
25	Rush	Robby Ashford	Alabama	1
25	Rush	Jarquez Hunter	Texas A&M	3
25	Pass	Omari Kelly from Robby Ashford	LSU	2
25	KR	Jarquez Hunter	LSU	2
24	KR	Damari Alston	Alabama	4
24*	Rush	Robby Ashford	Alabama	1
24	Pass	Camden Brown from Robby Ashford	Arkansas	2
24	Rush	Robby Ashford	LSU	3
24	Pass	Koy Moore from Robby Ashford	Missouri	4
24	KR	Jarquez Hunter	Penn State	3
24	Pass	Ja'Varrius Johnson from T.J. Finley	Penn State	1
24	Pass	Shedrick Jackson from T.J. Finley	Penn State	1
24	Pass	Landen King from T.J. Finley	Penn State	2
24	Pass	Ja'Varrius Johnson from T.J. Finley	San Jose' State	4
24	Rush	Tank Bigsby	Mercer	3
23	Rush	Tank Bigsby	WKU	4
23	Rush	Jarquez Hunter	Texas A&M	2
23	Pass	Jay Fair from Robby Ashford	Ole Miss	3
23	Rush	Tank Bigsby	LSU	4
23	KR	Jarquez Hunter	Penn State	3
23	Pass	John Samuel Shenker from Robby Ashford	Mercer	4
22	KR	Damari Alston	WKU	3
22*	Pass	Jarquez Hunter from Robby Ashford	Penn State	4
22	Pass	Ja'Varrius Johnson from Robby Ashford	Penn State	4
22	Pass	Tar'Varish Dawson from T.J. Finley	San Jose' State	4
22	PR	Keionte Scott	San Jose' State	3
22	Rush	Robby Ashford	Ole Miss	3
21	Pass	Koy Moore from Robby Ashford	Missouri	3
21	KR	Jarquez Hunter	Penn State	3
21	Rush	Tank Bigsby	Mercer	2
20*	Pass	Ja'Varrius Johnson from Robby Ashford	Alabama	2
20	Pass	Koy Moore from Jarquez Hunter	WKU	3
20	Rush	Robby Ashford	Texas A&M	3
20*	Rush	Robby Ashford	Mississippi State	3
20	KR	Jarquez Hunter	Ole Miss	2
20	Rush	Jarquez Hunter	Ole Miss	4
20	KR	Jarquez Hunter	LSU	2
20	Pass	Ja'Varrius Johnson from Robby Ashford	LSU	1
20	Pass	Koy Moore from Robby Ashford	Missouri	4
20	Pass	John Samuel Shenker from T.J. Finley	San Jose' State	2
20	Pass	Ja'Varrius Johnson from Robby Ashford	Georgia	3

* Touchdown scored on play

PLAY BREAKDOWN	
Total.....	80
BY PLAY	
Pass	35
Rush.....	31
Kick Return	12
INT Return.....	1
Punt Return.....	1
BY GAME	
Mercer	7
San Jose' State.....	6
Penn State	11
Missouri.....	3
LSU.....	11
Georgia.....	2
Ole Miss.....	9
Arkansas	5
Mississippi State.....	6
Texas A&M.....	4
Western Kentucky	8
Alabama.....	8
BY QUARTER	
1st.....	10
2nd.....	19
3rd.....	28
4th.....	23
RUSHING	
Tank Bigsby	12
Robby Ashford.....	11
Jarquez Hunter.....	7
Damari Alston.....	1
PASSING	
Robby Ashford.....	26
T.J. Finley.....	8
Jarquez Hunter.....	1
RECEIVING	
Ja'Varrius Johnson.....	12
Koy Moore.....	5
John Samuel Shenker.....	3
Jarquez Hunter.....	3
Shedrick Jackson.....	2
Camden Brown.....	2
Landen King.....	1
Tar'Varish Dawson.....	1
Tank Bigsby.....	1
Omari Kelly.....	1
Tyler Fromm.....	1
Jay Fair.....	1
Luke Deal.....	1
KICKOFF RETURN	
Jarquez Hunter.....	10
Damari Alston.....	2
PUNT RETURN	
Keionte Scott.....	1
INTERCEPTION RETURN	
D.J. James.....	1
FUMBLE RETURN	
.....	-

After lightning delayed Auburn's season opener for 90 minutes in the third quarter, Tank Bigsby provided his own lightning strike, racing 39 yards for a touchdown on the first play after the game resumed.

Generating explosive plays on the ground and in the air, Auburn kicked off the 2022 season by defeating Mercer 42-16 at Jordan-Hare Stadium.

The big-play Tigers produced seven plays of 20 yards or more.

Auburn scored touchdowns on four of its first five drives with Jarquez Hunter scoring the season's first points on a 19-yard run on the Tigers' first drive.

Auburn gained 88 yards in two plays on its second possession on a 49-yard run by quarterback Robby Ashford and a 39-yard pass from T.J. Finley to Ja'Varrius Johnson. Auburn made it 14-0 on Finley's 2-yard touchdown pass to John Samuel Shenker.

Hunter's 2-yard touchdown put the Tigers on top 21-0 early in the second quarter with 84,562 in attendance.

Bigsby, who led Auburn with 147 rushing yards on 16 carries, scored on a 2-yard touchdown run to give Auburn a 28-0 lead with 5:04 remaining in the first half.

Mercer capitalized on an Auburn interception to score on a 5-yard touchdown pass with 20 seconds left in the half.

Derick Hall recorded a third-down sack to force a punt in the third quarter. Ashford threw a 56-yard pass to Johnson to set up Hunter's third touchdown, a 1-yarder that gave Auburn a 35-7 lead before lightning within eight miles of Pat Dye Field delayed the game late in the third quarter.

The Bears added nine fourth-quarter points on a field goal and a touchdown with 25 seconds remaining.

Linebacker Cam Riley led Auburn with a career-high 15 tackles, exceeding his 2021 season total of 14.

Johnson made four receptions for 117 yards, averaging 29.3 yards per catch.

Ashford, a redshirt freshman, produced 168 yards of total offense, completing 4-7 passes for 100 yards while rushing for 68 yards on six carries.



TEAM STATISTICS	MERCER	AU
First Downs	15	22
Rushes-Yards	31-74	41-285
Passing Yards	197	212
Comp-Att-Int	21-36-0	13-21-2
Total Plays-Yards	67-271	62-492
Punts-Avg.	8-45.4	1-29.0
Fumbles-Lost	3-0	0-0
Penalties-Yards	10-70	3-20
3rd Down Conv.	8-18	4-8
Time of Possession	32:03	27:57

INDIVIDUAL STATISTICS

RUSHING

MERCER - Douglas 9-40, Wooten 12-32, Payton 6-6, Wroble 1-6, Marshall 1-2, TEAM 2-(-12)
 AUBURN - Bigsby 16-147 (2 TD), Ashford 6-68, Hunter 8-34 (3 TD), J. Johnson 2-9, Alston 4-9, Moore 1-8, Dawson 1-6, M. Johnson 1-3, Finley 2-1

PASSING

MERCER - Payton 21-36-0-197 (2 TD)
 AUBURN - Finley 9-14-2-112 (TD), Ashford 4-7-0-100

RECEIVING

MERCER - Harper 5-45 (2 TD), Douglas 4-23, James 3-42, Wroble 3-40, Wooten 3-17, Adkins 2-26, Marshall 1-4
 AUBURN - J. Johnson 4-117, Sh. Jackson 4-47, Shenker 2-25 (TD), Alston 1-13, Dawson 1-8, Bigsby 1-2

INTERCEPTIONS

MERCER - Joines 1-0, Moore 1-27
 AUBURN - None

	1	2	3	4	OT	FINAL	FIELD GOAL BREAKDOWN
MERCER	0	7	0	9	--	16	(33)
AUBURN	14	14	14	0	--	42	--

TEAM	QTR.	TIME	SCORING PLAY	DRIVE	SCORE
Auburn	1	9:32	Jarquez Hunter 19-yd rush (Carlson kick)	11-68, 5:28	7-0
Auburn	1	3:43	J.S. Shenker 2-yd pass from Finley (Carlson kick)	4-93, 2:02	14-0
Auburn	2	10:17	Jarquez Hunter 2-yd rush (Carlson kick)	5-38, 1:53	21-0
Auburn	2	5:04	Tank Bigsby 2-yd rush (Carlson kick)	8-53, 3:44	28-0
Mercer	2	0:20	Devron Harper 5-yd pass from Payton (Folser kick)	9-29, 1:09	28-7
Auburn	3	4:47	Jarquez Hunter 1-yd rush (Carlson kick)	7-80, 2:13	35-7
Auburn	3	1:21	Tank Bigsby 39-yd rush (Carlson kick)	2-62, 0:56	42-7
Mercer	4	7:49	Devin Folser 33-yd FG	17-59, 8:32	42-10
Mercer	4	0:25	Devron Harper 8-yd pass from Payton (kick failed)	9-65, 3:25	42-16

Auburn converted fourth downs on two touchdown drives while allowing only one TD to beat San Jose' State 24-16 at Jordan-Hare Stadium, improving to 2-0.

Trailing 10-7 at halftime, Auburn went for it on fourth-and-3 from San Jose' State's 46-yard-line. On fourth-and-3, T.J. Finley fumbled a snap, recovered and threw to Tank Bigsby for 11 yards to San Jose' State's 35-yard-line. Bigsby rushed 19 yards to the 1, then scored on the next play to give Auburn a 14-10 lead early in the third quarter.

Keionte Scott's 22-yard punt return led to a 45-yard field goal from Anders Carlson that put the Tigers ahead 17-10 with 4:48 left in the third. San Jose' State answered with a 27-yard field goal at the start of the fourth quarter, trimming the Tigers' lead to 17-13.

Robby Ashford raced 30 yards on the first play of Auburn's next possession, crossing midfield. Finley fired to Ja'Varrius Johnson for 24 yards to the 4, then scored on a quarterback keeper to give Auburn a double-digit lead at 24-13 with 12:45 left in the game. The Spartans made it a one-possession game with their third field goal with 2:11 left but their on-side kick went out of bounds and Auburn rushed for a first down and ran out the clock.

Finley completed 13 of 20 passes for 167 yards. Ashford led Auburn's rushing attack with 61 yards on seven carries. Bigsby added 51 yards on 13 carries while pacing the Tigers with four receptions for 29 yards. Derick Hall led Auburn with eight tackles while Owen Pappoe added seven.

Auburn's defense provided a spark while the offense struggled in the first quarter. On the opening possession, Colby Wooden recorded the first of six first-half Tiger tackles for loss. Marcus Harris made three of them, including a sack. Eku Leota and Scott also had sacks in the first half.

After Auburn's second interception at the end of the first quarter on the Tigers' 28-yard-line, the Spartans had first-and-goal at the 1, but Auburn's defense kept San Jose State out of the end zone, forcing a 33-yard field goal.

Trailing 3-0, Auburn answered with a 75-yard drive on nine plays. Freshman running back Damari Alston rushed for 35 yards on the second play, Auburn's biggest gain of the game. On fourth-and-4, Finley improvised, avoiding a rusher while finding John Samuel Shenker for 10 yards to move the chains. One play later, Finley and Shenker teamed up again for 20 yards to the Spartans' 7. From there, Jarquez Hunter started running to his left, then cut up the middle for his fourth touchdown of the season to give Auburn a 7-3 lead with 6:31 in the second quarter.

SJSU regained the lead, driving 75 yards on 12 plays and scoring on a 1-yard run to go ahead 10-7 with 58 seconds left in the half. Auburn held the Spartans to 54 rushing yards on 29 carries, an average of 1.9 yards per rush.



TEAM STATISTICS	SJSU	AU
First Downs	21	18
Rushes-Yards	29-54	38-210
Passing Yards	275	168
Comp-Att-Int	24-40-0	14-23-2
Total Plays-Yards	69-329	61-378
Punts-Avg.	5-38.0	3-43.3
Fumbles-Lost	0-0	4-0
Penalties-Yards	8-37	9-85
3rd Down Conv.	4-13	4-11
Time of Possession	33:21	26:39

INDIVIDUAL STATISTICS

RUSHING

SJSU - Robinson 11-24 (TD), Cordeiro 13-23, Garrett 4-4, Sims 1-3
 AUBURN - Ashford 7-61, Bigsby 13-56 (TD), Hunter 8-41 (TD), Alston 2-38, Finley 5-18 (TD), Dawson 1-4, TEAM 2-(-3).

PASSING

SJSU - Cordeiro 24-40-0-275
 AUBURN - Finley 13-20-1-167, Ashford 1-3-1-1

RECEIVING

SJSU - Ross 5-89, Lockhart 4-57, Cooks 4-46, Robinson 3-3, Brad-dock 2-28, Garrett 2-25, Olson 2-17, Loving-Black 2-10
 AUBURN - Bigsby 4-29, J. Johnson 3-41, Shenker 3-39, Dawson 1-22, Sh. Jackson 1-17, Moore 1-13, Frazier 1-7

INTERCEPTIONS

SJSU - Jenkins 1-0, Williams 1-0
 AUBURN - None

	1	2	3	4	OT	FINAL	FIELD GOAL BREAKDOWN
SAN JOSE' STATE	0	10	0	6	--	16	40 (33) (27) (37)
AUBURN	0	7	10	7	--	24	(45)

TEAM	QTR.	TIME	SCORING PLAY	DRIVE	SCORE
San Jose St.	2	11:18	Taren Schive 33-yd FG	7-12, 3:42	0-3
Auburn	2	6:31	Jarquez Hunter 7-yd rush (Carlson kick)	9-75, 4:47	7-3
San Jose St.	2	0:58	Kairee Robinson 1-yd rush (Schive kick)	12-75, 5:33	7-10
Auburn	3	11:45	Tank Bigsby 1-yd rush (Carlson kick)	9-69, 3:10	14-10
Auburn	3	4:48	Anders Carlson 45-yd FG	8-30, 4:21	17-10
San Jose St.	4	14:49	Taren Schive 27-yd FG	12-65, 4:59	17-13
Auburn	4	12:45	T.J. Finley 4-yd rush (Carlson kick)	4-74, 2:04	24-13
San Jose St.	4	3:03	Taren Schive 37-yd FG	9-76, 3:03	24-16

No. 22 Penn State decisively won the red zone and turnover battles to defeat Auburn 41-12 in the first SEC-Big Ten matchup in Jordan-Hare Stadium history.

Jarquez Hunter leaped a defender on the way to his fifth touchdown of the season on a 22-yard pass from Robby Ashford in the fourth quarter to account for Auburn's only TD. Three Auburn first-and-goals netted only a pair of Anders Carlson field goals while Penn State was 5-for-5 in the red zone, forced four turnovers and recorded six sacks without allowing either.

Auburn's defense made its presence felt on the opening series when Owen Pappoe delivered a big hit on Penn State quarterback Sean Clifford, causing a fumble that rolled out of bounds. On the next play, the Tigers stopped Clifford's quarterback sneak for no gain on fourth-and-1 giving Auburn possession at Penn State's 47.

T.J. Finley's 24-yard pass to Shedrick Jackson set up Carlson's 31-yard FG to give Auburn a 3-0 lead midway through the first quarter. Clifford's 34-yard pass to Mitchell Tinsley gave the Nittany Lions first-and-goal at Auburn's 7. One play later, he scored on a quarterback draw to put Penn State ahead 7-3 with 4:21 remaining in the quarter.

Auburn answered in the second quarter, converting twice on third-and-long with a 24-yard pass from Finley to Landen King and Finley's 18-yard scramble on third-and-16. Auburn had first-and-goal at the 10 but had to settle for Carlson's 22-yard field goal to trim Penn State's lead to 7-6. The visitors responded with a touchdown drive, gaining 25 yards on a double-pass back to Clifford for a first down at the Tigers' 10. Kaytron Allen rushed for a touchdown on third-and-3 for a 14-6 Penn State advantage at the 1:46 mark of the first half.

Auburn got the ball to start the second half but the Tigers went three-and-out and Nicholas Singleton ran 53 yards on Penn State's first play of the third quarter to set up his 1-yard TD rush one play later for a 21-6 Nittany Lions lead.

Penn State outscored Auburn 17-0 in the third quarter, regaining possession after forcing a fumble while sacking Finley on third-and-13. After the Nittany Lions kicked a 48-yard field goal to extend their lead to 24-6, Ashford completed to Ja'Varrius Johnson a 6-yard gain on fourth-and-2. Auburn had first-and-goal at PSU's 8-yard-line, but after two plays netted a loss of 15 yards, Ashford's pass on third-and-goal from the 23 was intercepted, one of four Tiger turnovers. Penn State capitalized on the takeaway on Allen's second touchdown run to go ahead 31-6.



TEAM STATISTICS	PSU	AU
First Downs	19	23
Rushes-Yards	39-245	36-119
Passing Yards	232	296
Comp-Att-Int	17-23-0	21-38-2
Total Plays-Yards	62-477	74-415
Punts-Avg.	3-43.0	3-42.0
Fumbles-Lost	2-0	3-2
Penalties-Yards	9-80	7-61
3rd Down Conv.	5-11	5-14
Time of Possession	30:22	29:38

INDIVIDUAL STATISTICS

RUSHING

PSU - Singleton 10-124 (2 TD), Allen 9-52 (2 TD), Ford 7-37, Lee 4-18, Clifford 6-15 (TD), Veilleux 1-3, TEAM 2-(-4)
 AUBURN - Bigsby 9-39, Ashford 11-29, Finley 9-21, Hunter 5-16, Sh. Jackson 1-12, Alston 1-2

PASSING

PSU - Clifford 14-19-0-178, Allar 2-2-0-29, Lambert-Smith 1-1-0-25, Veilleux 0-1-0-0
 AUBURN - Finley 11-19-1-152, Ashford 10-19-1-144 (TD)

RECEIVING

PSU - Strange 7-80, Washington 4-58, Tinsley 3-47, Lambert-Smith 2-16, Clifford 1-25, Ford 1-6
 AUBURN - J. Johnson 6-73, Sh. Jackson 4-76, Hunter 3-37 (TD), Bigsby 2-38, M. Johnson 2-28, King 1-24, Moore 1-13, Fromm 1-5, Shenker 1-2

INTERCEPTIONS

PSU - Wheatley 1-0, Brown 1-27
 AUBURN - None

	1	2	3	4	OT	FINAL	FIELD GOAL BREAKDOWN
PENN STATE	7	7	17	10	--	41	(48) (22)
AUBURN	3	3	0	6	--	12	(31) (22)

TEAM	QTR.	TIME	SCORING PLAY	DRIVE	SCORE
Auburn	1	8:20	Anders Carlson 31-yd FG	9-33, 4:48	3-0
Penn State	1	4:21	Sean Clifford 7-yd rush (Pinegar kick)	9-75, 3:59	3-7
Auburn	2	5:14	Anders Carlson 22-yd FG	12-67, 5:14	6-7
Penn State	2	1:46	Kaytron Allen 3-yd rush (Pinegar kick)	11-68, 5:06	6-14
Penn State	3	12:16	Nicholas Singleton 1-yd rush (Pinegar kick)	3-58, 1:07	6-21
Penn State	3	9:27	Jake Pinegar 48-yd FG	4-(-1), 1:09	6-24
Penn State	3	1:07	Kaytron Allen 6-yd rush (Pinegar kick)	6-48, 3:07	6-31
Auburn	4	14:27	Jarquez Hunter 22-yd pass from Ashford (rush failed)	6-65, 1:40	12-31
Penn State	4	12:03	Nicholas Singleton 54-yd rush (Pinegar kick)	4-75, 2:24	12-38
Penn State	4	5:21	Jake Pinegar 22-yd FG	9-65, 5:47	12-41

In a most improbable ending, Cayden Bridges recovered a fumble in the end zone after Anders Carlson kicked a field goal to give Auburn a 17-14 overtime victory Saturday on Homecoming at Jordan-Hare Stadium.

After Carlson connected from 39 yards on the opening possession of OT, Missouri's Nathaniel Peat raced 20 yards but fumbled while reaching for the goal line, with Bridges recovering in the back of the end zone to secure Auburn's victory.

With a minute and half remaining in the fourth quarter, Missouri stopped Auburn on fourth-and-1 at the visiting Tigers' 29-yard-line, then hit a 39-yard pass play to Auburn's 3-yard line, but Mizzou missed a 26-yard field goal as time expired, sending the game to overtime tied 14-14.

After Colby Wooden's sack forced a three-and-out on the game's opening possession, the Tigers turned back the clock with a 14-play, all rush, touchdown drive that consumed nearly half of the first quarter with 85,750 enjoying a sunny fall afternoon at Pat Dye Field.

Tank Bigsby twice moved the chains on fourth-and-short, and first-time starter Robby Ashford scored on an 11-yard quarterback draw, his first career rushing TD for a 7-0 Auburn lead.

Derick Hall produced Auburn's first takeaway of the season, intercepting a deflected pass and returning it 19 yards to Missouri's 24-yard-line.

Ashford connected with Omari Kelly for 12 yards on third-and-6, then completed to Camden Brown to set up Bigsby's 3-yard touchdown run to give the Tigers a 14-0 lead late in the first quarter. Koy Moore led Auburn with 74 receiving yards on four catches.

Missouri evened the score in the second quarter, scoring on a 9-yard rush to cap 54-yard drive and a Brady Cook quarterback sneak on fourth-and-goal from inside the 1-yard line with 30 seconds left in the half after a 79-yard drive.

Auburn forced five three-and-outs in the second half while shutting out Missouri after the second quarter. Auburn was plus-two on turnovers thanks to Hall's interception and Bridges' game-ending fumble recovery.



TEAM STATISTICS	MIZ	AU
First Downs	14	15
Rushes-Yards	39-133	45-82
Passing Yards	179	135
Comp-Att-Int	14-24-1	14-21-0
Total Plays-Yards	63-312	66-217
Punts-Avg.	8-48.0	8-45.9
Fumbles-Lost	2-1	2-0
Penalties-Yards	7-45	4-26
3rd Down Conv.	4-13	3-16
Time of Possession	27:18	32:42

INDIVIDUAL STATISTICS

RUSHING

MIZZOU - Peat 20-110, Schrader 7-29 (TD), Cook 10-(-1) (TD), TEAM 2-(-5)
 AUBURN - Ashford 15-46 (TD), Bigsby 19-44 (TD), Hunter 7-13, Alston 1-1, Shenker 1-(-5), Geriner 2-(-17)

PASSING

MIZZOU - Cook 14-24-1-179
 AUBURN - Ashford 12-18-0-127, Geriner 2-3-0-8

RECEIVING

MIZZOU - Lovett 5-102, Cooper 3-32, Chepyator 3-26, Banister 1-9, Peat 1-7, Dove 1-3
 AUBURN - Moore 4-74, Shenker 3-39, Brown 2-8, Bigsby 2-0, Kelly 1-12, Sh. Jackson 1-1, Deal 1-1

INTERCEPTIONS

MIZZOU - None
 AUBURN - Hall 1-19

	1	2	3	4	OT	FINAL	FIELD GOAL BREAKDOWN
MISSOURI	0	14	0	0	0	14	26
AUBURN	14	0	0	0	3	17	45 (39)

TEAM	QTR.	TIME	SCORING PLAY	DRIVE	SCORE
Auburn	1	6:01	Robby Ashford 11-yd rush (Carlson kick)	14-59, 7:37	7-0
Auburn	1	2:55	Tank Bigsby 3-yd rush (Carlson kick)	5-24, 1:57	14-0
Missouri	2	9:34	Cody Schrader 9-yd rush (Mevis kick)	9-54, 3:57	14-7
Missouri	2	0:30	Brady Cook 1-yd rush (Mevis kick)	11-79, 4:30	14-14
Auburn	OT1	-	Anders Carlson 39-yd FG	4-3	17-14

Robby Ashford's career passing night helped Auburn build a 17-point lead but LSU forced three fourth-quarter turnovers to beat the Tigers 21-17 at sold-out Jordan-Hare Stadium.

Trailing by four with five minutes left in the fourth quarter, Donovan Kaufman forced a fumble that Jayson Jones recovered on Auburn's 32-yard line. Needing a touchdown to take the lead, Tank Bigsby rushed for 23 yards across midfield for a promising start to a potential game-winning drive. Jarquez Hunter then picked up a first down at LSU's 35, but the Tigers would get no closer. LSU's Greg Brooks Jr. made the Bengal Tigers' fourth takeaway, intercepting Ashford's pass and returning it 30 yards to Auburn's 45. LSU picked up a first down and ran out the clock.

Leading 17-14 at the half, Auburn forced a three-and-out to start the second half, but LSU stopped the Tigers on fourth down and drove 63 yards on seven plays to take a 21-17 lead on John Emery Jr.'s 20-yard run with 3:32 left in the third quarter.

Early in the fourth quarter, Auburn drove 65 yards to LSU's 5-yard line, but on second-and-goal from the 10, LSU intercepted Koy Moore's reverse pass, Auburn's second turnover. A muffed punt with 5:31 left in the game accounted for Auburn's third turnover.

Auburn built a 17-0 first-half lead with Ashford throwing for 247 yards and two touchdowns.

The Tigers scored on the opening drive by twice converting on third down, first with Ashford finding Moore for 10 yards on third-and-6, then scrambling and hitting Ja'Varrius Johnson for a 53-yard touchdown to put Auburn up 7-0 in the first two minutes.

Late in the opening quarter, LSU's punt pinned Auburn at its 1-yard line but the Tigers drove 99 yards on six plays to take a 14-0 lead. Ashford escaped LSU's pass rush and threw to Jarquez Hunter, who raced 40 yards after the catch for a 61-yard gain. On the next play, freshman Camden Brown leaped in the end zone to snag Ashford's pass for his first career touchdown. Ashford finished with 337 yards and two TDs, completing 19-of-38 passes.

Auburn extended its lead to 17-0 on Anders Carlson's 29-yard field goal with 9:38 remaining in the first half.

LSU scored a defensive touchdown midway through the second quarter when Jay Ward recovered a fumble and returned it 23 yards to trim Auburn's lead to 17-7.

The Bengal Tigers made it 17-14 with 15 seconds left in the half when quarterback Jayden Daniels scored on a 1-yard run to cap an 11-play, 77-yard drive.

Wesley Steiner led Auburn's defense with a career-high 11 tackles. The Tigers held LSU to 270 yards of total offense, including 10-for-26 passing for 85 yards. Colby Wooden, Marcus Bragg and Derick Hall each recorded sacks.



TEAM STATISTICS	LSU	AU
First Downs	19	20
Rushes-Yards	49-185	31-101
Passing Yards	85	337
Comp-Att-Int	10-26-0	19-39-2
Total Plays-Yards	75-270	70-438
Punts-Avg.	9-44.4	4-46.2
Fumbles-Lost	2-1	6-2
Penalties-Yards	10-94	8-80
3rd Down Conv.	5-15	6-15
Time of Possession	29:07	30:53

INDIVIDUAL STATISTICS

RUSHING

LSU - Williams 17-68, Daniels 16-59 (TD), Emery 8-24 (TD), Cain 5-21, TEAM 3-(-5)
 AUBURN - Bigsby 12-45, Hunter 6-35, Ashford 11-19, J. Johnson 1-4, TEAM 1-(-2)

PASSING

LSU - D'Aniels 8-20-0-80, Nussmeier 2-6-0-5
 AUBURN - Ashford 19-38-1-337 (2 TD), Moore 0-1-1-0

RECEIVING

LSU - Taylor 3-14, Nabers 2-26, Williams 2-0, Emery 1-39, Boutte 1-4, Bech 1-2
 AUBURN - Moore 4-55, Bigsby 4-18, J. Johnson 3-74 (TD), Shenker 3-42, Hunter 2-70, Fromm 1-35, Kelly 1-25, Brown 1-18 (TD)

INTERCEPTIONS

LSU - Perkins 1-(-3), Brooks 1-30
 AUBURN - None

	1	2	3	4	OT	FINAL	FIELD GOAL BREAKDOWN
LSU	0	14	7	0	--	21	--
AUBURN	7	10	0	0	--	17	(29) 40

TEAM	QTR.	TIME	SCORING PLAY	DRIVE	SCORE
Auburn	1	12:57	J. Johnson 53-yd pass from Ashford (Carlson kick)	6-69, 1:56	7-0
Auburn	2	14:04	Camden Brown 18-yd pass from Ashford (Carlson kick)	6-99, 2:56	14-0
Auburn	2	9:38	Anders Carlson 29-yd FG	7-48, 2:32	17-0
LSU	2	6:33	Jay Ward 23-yd fumble return (Ramos kick)	--	17-7
LSU	2	0:15	Jayden Daniels 1-yd rush (Ramos kick)	11-77, 1:41	17-14
LSU	3	3:32	John Emery Jr. 20-yd rush (Ramos kick)	7-63, 3:34	17-21

A promising start to the second half sparked Auburn and Jarquez Hunter scored a touchdown but No. 2 Georgia beat the Tigers 42-10 at Sanford Stadium in the 127th meeting of the Deep South's Oldest Rivalry.

Hunter caught a short pass and spun away from two defenders, racing down the left sideline for a 62-yard touchdown in the fourth quarter.

Trailing 14-0 to start the third quarter, Auburn pressured Georgia quarterback Stetson Bennett on third-and-7 with Colby Wooden forcing and recovering a fumble at UGA's 19-yard line. Anders Carlson kicked a 29-yard field goal to get the Tigers on the scoreboard at the 11:51 mark of the third quarter.

Georgia answered with its longest drive of the game, moving 81 yards on 11 plays, taking a 21-3 lead on Daijun Edwards' 2-yard touchdown run, his second score of the game.

Auburn converted on third-and-13 on Robby Ashford's 20-yard completion to Ja'Varrius Johnson but the drive ended with a punt when Georgia made its first tackle for loss on a third-and-8 rush from UGA's 43.

The Bulldogs broke open the game on the first play of the fourth quarter on Bennett's quarterback draw when he raced 64 yards for a touchdown to put Georgia ahead 28-3. After Georgia forced a three-and-out, the Bulldogs drove 63 yards on six plays with Edwards scoring his third touchdown on a 7-yard rush to make it 35-3 before Hunter answered for Auburn. The Bulldogs added their sixth rushing touchdown on Branson Robinson's 15-yard run with 4:45 to play.

Special teams figured prominently in Georgia's first-half touchdown drives, with the Bulldogs capitalizing on short fields after stopping Auburn's fake punt on the Tigers' 36-yard line, and Ladd McConkey's 38-yard punt return.

After a scoreless first quarter, the Bulldogs took a 7-0 lead early in the second quarter, driving 36 yards on seven plays after the fourth-down stop, scoring on Kenny McIntosh's 1-yard run.

The Bulldogs (6-0, 3-0) then forced a three-and-out and McConkey's return gave Georgia excellent field position at Auburn's 31. Two plays later, Edwards scored his first touchdown on a 1-yard rush.

John Samuel Shenker made five receptions for 32 yards, passing Cooper Wallace to become Auburn's career leader in tight end receptions with 65.

Auburn held Georgia to 25 passing yards in the first half on 7-13 attempts while recording three three-and-outs.



TEAM STATISTICS	AU	UGA
First Downs	10	22
Rushes-Yards	25-93	39-292
Passing Yards	165	208
Comp-Att-Int	13-38-0	22-32-0
Total Plays-Yards	63-258	71-500
Punts-Avg.	9-44.7	5-41.4
Fumbles-Lost	2-1	2-1
Penalties-Yards	10-60	4-45
3rd Down Conv.	5-17	6-14
Time of Possession	24:31	35:29

INDIVIDUAL STATISTICS

RUSHING

AUBURN - Ashford 9-52, Hunter 5-20, Bigsby 10-19, Shenker 1-2
 GEORGIA - Robinson 12-98 (TD), Edwards 12-83 (3 TD), Bennett 3-64 (TD), McIntosh 8-37 (TD), Milton 2-13, TEAM 2-(-3)

PASSING

AUBURN - Ashford 13-38-0-165 (TD)
 GEORGIA - Bennett 22-32-0-208

RECEIVING

AUBURN - Shenker 5-32, Hunter 3-73 (TD), Bigsby 2-10, J. Johnson 1-20, Capers 1-16, Moore 1-14
 GEORGIA - McConkey 5-47, McIntosh 4-14, Delp 3-29, Bowers 2-26, Washington 2-23, Bell 2-21, Blaylock 1-24, Meeks 1-9, Rosemy-Jacksaint 1-6, Edwards 1-0

INTERCEPTIONS

AUBURN - None
 GEORGIA - None

	1	2	3	4	OT	FINAL	FIELD GOAL BREAKDOWN
AUBURN	0	0	3	7	-	10	(29)
GEORGIA	0	14	7	21	-	42	47

TEAM	QTR.	TIME	SCORING PLAY	DRIVE	SCORE
Georgia	2	11:42	Kenny McIntosh 1-yd rush (Podlesny kick)	7-36, 3:43	0-7
Georgia	2	8:45	Daijun Edwards 1-yd rush (Podlesny kick)	3-31, 1:50	0-14
Auburn	3	11:51	Anders Carlson 29-yd FG	4-7, 1:51	3-14
Georgia	3	7:07	Daijun Edwards 2-yd rush (Podlesny kick)	11-81, 4:40	3-21
Georgia	4	14:49	Stetson Bennett 64-yd rush (Podlesny kick)	1-64, 0:11	3-28
Georgia	4	11:10	Daijun Edwards 7-yd rush (Podlesny kick)	6-63, 2:49	3-35
Auburn	4	9:51	Jarquez Hunter 62-yd pass from Ashford (Carlson kick)	4-75, 1:19	10-35
Georgia	4	4:45	Branson Robinson 15-yd rush (Podlesny kick)	11-65, 5:06	10-42

Tank Bigsby rushed for 179 yards and two touchdowns and Auburn fought back from an early 21-point deficit before falling to No. 9 Ole Miss 48-34 at Vaught-Hemingway Stadium.

Trailing by a touchdown midway through the fourth quarter, Auburn was one stop away from having a chance for a game-tying drive, but Quinshon Judkins' 41-yard touchdown run put the Rebels ahead by 14 points with 6:26 to play when lightning in the area delayed play. When play resumed, Auburn converted two fourth downs before an interception on fourth-and-10 ended the Tigers' last possession.

Ole Miss (7-0, 3-0) turned two first-quarter Auburn turnovers into touchdowns while building a 21-0 lead two plays into the second quarter. The Rebels capitalized on short fields after an interception and a fumble, scoring on Jason Dart touchdown passes to Dayton Wade and Zach Evans, and Evans' 3-yard touchdown run.

The Tigers roared to life in the second quarter, sparked by Robby Ashford's 46-yard pass to Koy Moore on third-and-15. Ashford converted again on third-and-9, firing to Omari Kelly for 19 yards to the Rebels' 2-yard line, then scoring on a 2-yard rush. Auburn's defense recorded a three-and-out, then the Tigers drove 76 yards, all on the ground with 48 coming on a Jarquez Hunter rush, cutting the Rebels' lead to 21-14 on Tank Bigsby's 2-yard touchdown run with 5:24 left in the second quarter. Hunter rushed for 80 yards on 10 carries. Ole Miss responded with Dart's third touchdown pass, a 7-yarder to Judkins, to lead 28-14.

Late in the half, Keionte Scott intercepted a deflected pass at the Rebels' 27-yard line to set up Anders Carlson's 42-yard field goal as the half expired with Auburn trailing 28-17. Auburn needed only three third-quarter plays to make it 28-24 on Bigsby's career-long 50-yard rushing touchdown. Auburn answered again, marching 75 yards on eight plays with Ashford finding Luke Deal for 32 yards on third-and-7. Ashford picked up another first down, rushing 22 yards on third-and-2, before scoring on an 11-yard scramble up the middle to cut the Rebels' advantage to 38-31.

Jonathan Cruz's 42-yard field goal with 12:28 left in the game put Ole Miss on top 41-31, but Bigsby began Auburn's next drive with his second 50-yard run of the game and Carlson connected from 28 yards to pull the Tigers within one score at 41-34. Owen Pappoe had a career-high 16 tackles while Donovan Kaufman added 11 and Hall 10.



TEAM STATISTICS	AU	OM
First Downs	18	29
Rushes-Yards	48-301	69-448
Passing Yards	140	130
Comp-Att-Int	8-17-2	9-19-1
Total Plays-Yards	65-441	88-578
Punts-Avg.	3-49.3	2-46.0
Fumbles-Lost	2-1	2-0
Penalties-Yards	5-47	6-50
3rd Down Conv.	5-14	12-19
Time of Possession	30:28	29:32

INDIVIDUAL STATISTICS

RUSHING

AUBURN-Bigsby 20-179 (2 TD), Hunter 10-80, Ashford 15-35 (2 TD), Alston 2-14, Finley 1-(-7)
 OLE MISS-Judkins 25-139 (2 TD), Evans 21-136 (TD), Dart 14-115, Wade 4-63, Henry 1-2, Watkins 1-(-3), TEAM 3-(-4)

PASSING

AUBURN - Ashford 8-17-2-140
 OLE MISS - Dart 9-19-1-130 (3 TD)

RECEIVING

AUBURN - J. Johnson 2-10, Moore 1-46, Deal 1-32, Fair 1-23, Kelly 1-19, Shenker 1-5, Hunter 1-5
 OLE MISS - Watkins 4-43, Wade 2-44 (TD), Evans 1-23 (TD), Kelly 1-13, Judkins 1-7 (TD)

INTERCEPTIONS

AUBURN-Scott 1-0
 OLE MISS-Finley 1-0, Prince 1-0

	1	2	3	4	OT	FINAL	FIELD GOAL BREAKDOWN
AUBURN	0	17	14	3	-	34	(42) (28)
OLE MISS	14	14	10	10	-	48	(23) (42)

TEAM	QTR.	TIME	SCORING PLAY	DRIVE	SCORE
Ole Miss	1	6:42	Dayton Wade 35-yd pass from Dart (Cruz kick)	2-46, 0:26	0-7
Ole Miss	1	2:43	Zach Evans 23-yd pass from Dart (Cruz kick)	9-65, 2:36	0-14
Ole Miss	2	14:36	Zach Evans 3-yd rush (Cruz kick)	5-22, 1:33	0-21
Auburn	2	10:22	Robby Ashford 2-yd rush (Carlson kick)	9-75, 4:14	7-21
Auburn	2	5:24	Tank Bigsby 2-yd rush (Carlson kick)	8-76, 3:49	14-21
Ole Miss	2	2:52	Quinshon Judkins 7-yd pass from Dart (Cruz kick)	7-60, 2:27	14-28
Auburn	2	0:00	Anders Carlson 42-yd FG	4-8, 1:13	17-28
Auburn	3	13:34	Tank Bigsby 50-yd rush (Carlson kick)	3-75, 1:26	24-28
Ole Miss	3	9:46	Jonathan Cruz 23-yd FG	13-73, 3:43	24-31
Ole Miss	3	6:40	Quinshon Judkins 5-yd rush (Cruz kick)	9-54, 3:05	24-38
Auburn	3	2:30	Robby Ashford 11-yd rush (Carlson kick)	8-75, 4:10	31-38
Ole Miss	4	12:28	Jonathan Cruz 42-yd FG	15-52, 5:02	31-41
Auburn	4	9:05	Anders Carlson 28-yd FG	7-64, 3:23	34-41
Ole Miss	4	6:26	Quinshon Judkins 41-yd rush (Cruz kick)	8-75, 2:39	34-48

Tank Bigsby brought the home crowd to its feet with a 41-yard touchdown run but Arkansas rushed for four touchdowns and scored on each of its four second-half possessions to beat the Tigers 41-27 at Jordan-Hare Stadium.

Trailing 14-3 late in the second quarter after two KJ Jefferson touchdown runs, Auburn drove 93 yards in five plays, with Robby Ashford rushing for 34 yards on third-and-6, then passing to Bigsby for 14 yards. Bigsby raced 41 yards down the sideline for his seventh touchdown of the season to trim the Razorbacks' lead to 14-10 with 3:43 left in the half.

Arkansas kicked a field goal to lead 17-10 but Auburn drove 52 yards in seven plays in 47 seconds, scoring on Anders Carlson's 24-yard field goal with three seconds left to pull Auburn within four at 17-13 at the half.

Needing a touchdown to take the lead to start the second half, Auburn drove to the Razorbacks' 28-yard line but a third-down sack and a blocked 52-yard field goal attempt ended the drive with no points.

Arkansas capitalized on the momentum by scoring 21 unanswered points on three consecutive touchdown drives of 64, 94 and 84 yards. Jefferson's 11-yard touchdown pass to Jason Haselwood gave the Razorbacks a 24-13 lead after the blocked kick. Two touchdown runs by Rashod Dubinion extended the advantage to 38-13 in the middle of the fourth quarter.

Ashford threw a 9-yard touchdown pass to Camden Brown in the fourth quarter. Ashford and Brown connected for another 50-yard completion to the Razorbacks' 2-yard line in the final minute. The true freshman receiver led Auburn with four catches for 83 yards and a touchdown. Jarquez Hunter scored on a 1-yard touchdown run with four seconds left to account for the final score.

Ashford completed 24-33 passes for 285 yards and a touchdown while leading the Tigers with 87 rushing yards on 19 carries. Raheim Sanders, the SEC's leading rusher, gained 171 yards on 16 carries, including a 76-yarder after an Oscar Chapman punt pinned Arkansas at its 6-yard line.

Owen Pappoe and Colby Wooden led the Tigers with eight tackles apiece, with Pappoe adding 1.5 sacks while Wooden had a sack among his two tackles for loss.



TEAM STATISTICS	ARK	AU
First Downs	23	20
Rushes-Yards	47-276	38-183
Passing Yards	244	285
Comp-Att-Int	17-25-0	24-33-0
Total Plays-Yards	72-520	71-468
Punts-Avg.	3-43.0	5-41.2
Fumbles-Lost	1-1	0-0
Penalties-Yards	10-53	7-55
3rd Down Conv.	8-14	11-19
Time of Possession	29:50	30:10

INDIVIDUAL STATISTICS

RUSHING

ARKANSAS - Sanders 16-171, Jefferson 10-45 (2 TD), Green 10-26, Jackson 1-19, Dubinion 5-11 (2 TD), Sategna 1-10, Jointer 3-9, Hornsby 1-0, TEAM 1-(-4)
 AUBURN - Ashford 19-87, Bigsby 11-67 (TD), Hunter 6-18 (TD), Alston 2-15.

PASSING

ARKANSAS - Jefferson 16-24-0-234 (TD); Hornsby 1-1-0-10
 AUBURN - Ashford 24-33-0-285 (TD)

RECEIVING

ARKANSAS - Haselwood 5-61 (TD), Landers 4-115, Stephens 2-10, Thompson 1-29, Jackson 1-7, Sanders 1-6, Henry 1-5, Knox 1-0
 AUBURN - Bigsby 6-39, Brown 4-83 (TD), Hunter 4-12, J. Johnson 6-64, Sh. Jackson 2-29, Moore 2-28, Shenker 2-24, Worsham 1-8.

INTERCEPTIONS

ARKANSAS - None
 AUBURN - None

	1	2	3	4	OT	FINAL	FIELD GOAL BREAKDOWN
ARKANSAS	7	10	14	10	--	41	(27) (37)
AUBURN	3	10	0	14	--	27	46 (46) (24) 52

TEAM	QTR.	TIME	SCORING PLAY	DRIVE	SCORE
Auburn	1	5:55	Anders Carlson 46-yd FG	7-18, 3:12	3-0
Arkansas	1	3:10	KJ Jefferson 1-yd rush (Little kick)	8-75, 2:45	3-7
Arkansas	2	10:27	KJ Jefferson 13-yd rush (Little kick)	11-80, 4:52	3-14
Auburn	2	3:43	Tank Bigsby 41-yd rush (Carlson kick)	5-93, 1:35	10-14
Arkansas	2	2:25	Cam Little 27-yd FG	5-56, 1:18	10-17
Auburn	2	0:03	Anders Carlson 24-yd FG	7-52, 0:47	13-17
Arkansas	3	6:02	Jadon Haselwood 11-yd pass from Jefferson (Little kick)	9-64, 2:35	13-24
Arkansas	3	0:44	Rashod Dubinion 2-yd rush (Little kick)	7-94, 3:26	13-31
Arkansas	4	7:35	Rashod Dubinion 2-yd rush (Little kick)	10-84, 6:38	13-38
Auburn	4	5:28	Camden Brown 9-yd pass from Ashford (Carlson kick)	7-75, 2:07	20-38
Arkansas	4	1:55	Cam Little 37-yd FG	8-23, 3:27	20-41
Auburn	4	0:04	Jarquez Hunter 1-yd rush (Carlson kick)	7-75, 1:51	27-41

Auburn overcame a 21-point deficit and twice took the lead in the fourth quarter before falling to Mississippi State 39-33 in overtime at Davis Wade Stadium in Carnell Williams' debut as Auburn interim head coach.

Joquavious Marks ended the game by scoring a 5-yard rushing touchdown on MSU's third play in OT after a pass interference penalty gave the Bulldogs first down at the 5. Auburn got the ball first in overtime and gained 4 yards before missing a 38-yard field goal attempt.

Robby Ashford rushed for 108 yards and two touchdowns on 18 carries and Auburn held the Bulldogs to minus-17 rushing yards through three quarters.

With Auburn trailing 24-19 in the fourth quarter, Marcus Harris' first-down sack led to a three-and-out that gave Auburn possession at its 40-yard line. The Tigers drove 60 yards on four consecutive rushing plays, with Tank Bigsby racing down the sideline for a 41-yard touchdown that put Auburn ahead 25-24 with 6:36 to play.

Will Rogers' third touchdown pass, a 33-yarder to Rara Thomas, reclaimed a 30-25 lead for Mississippi State with 3:49 to play. Auburn answered again, driving 75 yards in eight plays and taking a 33-30 lead with 1:05 remaining on Jarquez Hunter's 8-yard touchdown run and Ashford's two-point run.

Mississippi State started its next drive at midfield after a short kick and a personal foul penalty on Auburn, driving 24 yards and tying the score at 33-33 on a 44-yard field goal with 29 seconds remaining. The Bulldogs recovered a deflected squib kickoff but missed a 56-yard field goal attempt at the end of regulation to send the game to overtime.

Auburn forced three turnovers but produced only three points after the takeaways.

Trailing 24-6 at halftime, Auburn took advantage of a snap fumbled by MSU's punter that gave the Tigers possession at the Bulldogs' 16-yard line early in the third. Two plays later, Ashford scrambled for a 20-yard touchdown that trimmed Mississippi State's lead to 24-12. Auburn went for two but the Bulldogs intercepted Ashford's pass.

Jaylin Simpson intercepted Rogers to give Auburn possession at the Bulldogs' 19, but the Tigers gained only 5 yards on four plays, turning over on downs.

Wooden's sack forced a punt that traveled only 13 yards giving Auburn another short field at State's 35.



TEAM STATISTICS	AU	MSU
First Downs	14	21
Rushes-Yards	46-256	18-13
Passing Yards	75	357
Comp-Att-Int	7-22-0	42-62-1
Total Plays-Yards	68-331	80-370
Punts-Avg.	7-44.0	5-32.0
Fumbles-Lost	1-1	5-2
Penalties-Yards	14-115	5-35
3rd Down Conv.	6-18	4-16
Time of Possession	32:04	27:56

INDIVIDUAL STATISTICS

RUSHING

AUBURN-Ashford 18-108 (2 TD), Bigsby 13-89 (TD), Hunter 12-54 (TD), Alston 1-7, J. Johnson 1-(-1), Worsham 1-(-1)
MSU-Marks 7-45 (TD), Johnson 3-(-1), Georgopolous 1-(-11), Rogers 7-(-20)

PASSING

AUBURN - Ashford 7-22-0-75
MSU - Rogers 42-59-1-357 (3 TD); TEAM 0-3-0-0

RECEIVING

AUBURN - Moore 3-23, Brown 2-14, J. Johnson 1-29, Bigsby 1-9
MSU - Thomas 6-84 (2 TD), Williams 6-37, Harvey 5-46, Johnson 5-5, Walley 4-41, Robinson 4-23, Marks 4-4, Griffin 2-58, Ducking 2-31 (TD), Ford 2-13, Price 2-7

INTERCEPTIONS

AUBURN-Simpson 1-17
MSU-None

	1	2	3	4	OT	FINAL	FIELD GOAL BREAKDOWN
AUBURN	0	6	13	14	0	33	(27) (42) 38
MISS. STATE	10	14	0	9	6	39	(28) (44) 56

TEAM	QTR.	TIME	SCORING PLAY	DRIVE	SCORE
Miss. State	1	12:26	Massimo Biscardi 28-yd FG	8-52, 2:27	0-3
Miss. State	1	9:16	Caleb Ducking 13-yd pass from Rogers (Biscardi kick)	4-78, 1:38	0-10
Miss. State	2	14:11	Rara Thomas 22-yd pass from Rogers (Biscardi kick)	3-25, 0:45	0-17
Auburn	2	8:27	Anders Carlson 27-yd FG	4-(-2), 3:26	3-17
Miss. State	2	8:12	Lideatrick Griffin 92-yd kick return (Biscardi kick)	--	3-24
Auburn	2	4:05	Anders Carlson 42-yd FG	7-51, 4:07	6-24
Auburn	3	10:18	Robby Ashford 20-yd rush (Pass failed)	2-16, 0:54	12-24
Auburn	3	4:18	Robby Ashford 18-yd rush (Carlson kick)	5-35, 2:22	19-24
Auburn	4	6:36	Tank Bigsby 41-yd rush (Pass failed)	4-60, 2:05	25-24
Miss. State	4	3:49	Rara Thomas 33-yd pass from Rogers (Pass failed)	8-65, 2:39	25-30
Auburn	4	1:05	Jarquez Hunter 8-yd rush (Ashford rush)	8-75, 2:44	33-30
Miss. State	4	0:29	Massimo Biscardi 44-yd FG	6-24, 0:27	33-33
Miss. State	OT	-	Joquavious Marks 5-yd rush	2-25	33-39

Cadillac went crazy and Auburn's defense went nuts.

Tank Bigsby and Jarquez Hunter both rushed for 121 yards, Auburn kept Texas A&M out of the end zone for 58 minutes, and freshman Alex McPherson kicked two field goals to lead the Tigers to a 13-10 victory Saturday at sold out Jordan-Hare Stadium, the first win for interim head coach Carnell Williams.

Leading 10-3 in the fourth quarter, Morris Joseph Jr. recovered Colby Wooden's strip sack at Texas A&M's 32-yard line, leading to McPherson's 26-yard field goal and a 10-point Auburn lead with 3:02 to play.

Texas A&M drove 80 yards in seven plays and scored on a 17-yard touchdown pass to trim Auburn's lead to 13-10 with 1:33 remaining, but John Samuel Shenker recovered the Aggies' onside kick and the Tigers ran out the clock.

Auburn held Texas A&M to 215 yards and limited Aggies quarterback Conner Weigman to 14-of-36 passing, a 39-percent clip, while allowing only 94 rushing yards on 24 carries, fewer than 4 yards per carry.

After a Tiger Walk reminiscent of Iron Bowls, Auburn claimed momentum early.

Owen Pappoe's third-down sack forced a Texas A&M punt, then Auburn drove 62 yards on four plays with Tank Bigsby racing 39 yards on third-and-3 to the Aggies' 16.

From there, Robby Ashford passed to Ja'Varrus Johnson for a 16-yard touchdown to give Auburn a 7-0 lead late in the first quarter.

After shutting out the Aggies in the first half, Auburn's defense forced consecutive three-and-outs on Texas A&M's first five second-half possessions, allowing minus-2 yards in the third quarter.

After a short punt gave Auburn possession on Texas A&M's 27-yard line, Ashford connected with Hunter for 12 yards on third down to set up McPherson's 34-yard field goal that put the Tigers ahead 10-0 with 39 seconds left in the third quarter.

Texas A&M intercepted a deflected pass early in the fourth quarter leading to a 48-yard field goal for the Aggies' first points.

Bigsby rushed for 121 yards on 23 carries while Hunter gained 121 on 13 rushes.



TEAM STATISTICS	TAMU	AU
First Downs	12	18
Rushes-Yards	24-94	55-270
Passing Yards	121	60
Comp-Att-Int	14-36-0	6-13-2
Total Plays-Yards	60-215	68-330
Punts-Avg.	9-37.9	5-44.2
Fumbles-Lost	2-1	3-1
Penalties-Yards	8-66	8-45
3rd Down Conv.	5-16	5-17
Time of Possession	23:34	36:26

INDIVIDUAL STATISTICS

RUSHING

TAMU-Daniels 11-83, Moss 5-7, Weigman 8-4
AUBURN - Bigsby 23-121, Hunter 13-121, Ashford 16-47, Alston 1-(-1), TEAM 2-(-18).

PASSING

TAMU - Weigman 14-36-0-121 (TD)
AUBURN - Ashford 6-13-2-60 (TD)

RECEIVING

TAMU - Preston 3-43 (TD), Stewart 3-9, Price 2-42, Smith 2-1, Wright 1-18, Moss 1-8, Thomas 1-3, Daniels 1-(-3)
AUBURN - Bigsby 2-20, J. Johnson 1-16 (TD), Hunter 1-12, Fromm 1-11, Deal 1-1

INTERCEPTIONS

TAMU - Richardson 1-0, Cooper 1-0
AUBURN - None

	1	2	3	4	OT	FINAL	FIELD GOAL BREAKDOWN
TEXAS A&M	0	0	0	10	-	10	(48)
AUBURN	7	0	3	3	-	13	54 (34) (26)

TEAM	QTR.	TIME	SCORING PLAY	DRIVE	SCORE
Auburn	1	1:33	J. Johnson 16-yd pass from Ashford (McPherson kick)	4-62, 2:03	7-0
Auburn	3	0:39	Alex McPherson 34-yd FG	4-9, 2:01	10-0
Texas A&M	4	10:48	Randy Bond 48-yd FG	4-8, 1:52	10-3
Auburn	4	3:02	Alex McPherson 26-yd FG	6-23, 2:32	13-3
Texas A&M	4	1:33	Jalen Preston 17-yd pass from Weigman (Bond kick)	7-80, 1:24	13-10

Tank Bigsby and Jarquez Hunter both surpassed the 100-yard mark for the second straight week and Auburn shut out Western Kentucky in the second half in the Tigers' 41-17 Senior Day victory at Jordan-Hare Stadium.

Tied 17-17 at the half, Auburn outscored the Hilltoppers 24-0 in the second half, putting the game out of reach on D.J. James' 22-yard interception return for a TD with 6:15 to play. Jaylin Simpson recorded the first of two Auburn turnovers, intercepting a pass to end Western Kentucky's first drive of the second half. After the teams exchanged punts, Bigsby rushed twice for 20 yards, then Robby Ashford faked a jet sweep pitch and threw deep to Ja'Varrius Johnson for 29 yards to set up Alex McPherson's 28-yard field goal to give Auburn a 20-17 lead.

The Tigers added to their lead late in the third quarter on a seven-play, 78-yard drive. On third-and-4 from Auburn's 46-yard line, Ashford faked a toss to the right and ran to his left for 19 yards to WKU's 35. From there, Ashford tossed left to Bigsby, who followed blocks by left tackle Kilian Zierer and fullback John Samuel Shenker 35 yards down the sideline to put Auburn head 27-17 with 1:08 remaining in the third quarter.

After stopping WKU on fourth-and-23 at Auburn's 38-yard line, the Tigers drove 62 yards on four plays; Bigsby and Hunter both passed the century mark on the drive. One play after Bigsby's 23-yard gain, Hunter raced 40 yards to his right on a toss sweep to give Auburn a 34-17 lead before James' pick-six 93 seconds later ended the scoring.

Bigsby rushed 18 times for 110 yards and two touchdowns while Hunter gained 109 yards on 13 carries, rushing for a TD while throwing a touchdown pass.

Auburn scored on its first possession, marching 68 yards on 13 plays and scoring on Bigsby's 1-yard run. On fourth-and-3 from WKU's 44, Ashford threw to Shedrick Jackson for 9 yards to extend the drive. The Tigers led 10-0 after the first quarter thanks to McPherson's 51-yard field goal. Ashford was 5-5 for 50 yards on third downs in the opening quarter, picking up three first downs in the process.

After a Western Kentucky field goal, Auburn extended its lead to 17-3 midway through the second quarter when Ashford pitched to Hunter, who threw a 20-yard touchdown pass to Koy Moore. The Hilltoppers scored twice before halftime to tie it at 17-17 on a pair of TD passes from Austin Reed to Josh Simon, the latter with 0:06 left in the half.

Before the game, the Tigers honored 24 seniors, two of whom figured in the game's final plays, with walk-on Hayden Brice sacking WKU's backup quarterback on fourth down and Auburn QB Trey Lindsey taking a knee to run out the clock. Cam Riley led Auburn with eight tackles. The Tigers held WKU to 106 yards in the second half.



TEAM STATISTICS	WKU	AU
First Downs	24	18
Rushes-Yards	29-85	42-252
Passing Yards	300	122
Comp-Att-Int	28-59-2	9-20-0
Total Plays-Yards	88-385	62-374
Punts-Avg.	4-38.5	5-41.4
Fumbles-Lost	1-0	1-0
Penalties-Yards	3-22	5-45
3rd Down Conv.	9-21	6-14
Time of Possession	29:54	30:06

INDIVIDUAL STATISTICS

RUSHING

WKU - Stepp 7-33, Ervin-Poindexter 7-26, Sanders 4-14, Corley 1-11, Reed 6-10, Mathison 1-6, Ocean 3-(-15)
 AUBURN - Bigsby 18-110, Hunter 13-109, Ashford 9-37, TEAM 2-(-4).

PASSING

WKU - Reed 26-55-2-289 (2 TD), Ocean 2-3-0-11, Smith 0-1-0-0
 AUBURN - Ashford 8-19-0-102, Hunter 1-1-0-20 (TD)

RECEIVING

WKU - Corley 12-99, Hall 8-84, Davis 3-35, Simon 2-49 (2 TD), Mathison 1-26, Smith 1-7, Ervin-Poindexter 1-0
 AUBURN - Moore 2-31 (TD), Jackson 2-21, Bigsby 2-18, J. Johnson 1-29, Frazier 1-12, Fair 1-11

INTERCEPTIONS

WKU - None
 AUBURN - Simpson 1-(-3), James 1-27 (TD)

	1	2	3	4	OT	FINAL	FIELD GOAL BREAKDOWN
WKU	0	17	0	0	-	17	50 (27)
AUBURN	10	7	10	14	-	41	(51) (28)

TEAM	QTR.	TIME	SCORING PLAY	DRIVE	SCORE
Auburn	1	7:16	Tank Bigsby 1-yd rush (McPherson kick)	13-68, 6:25	7-0
Auburn	1	0:37	Alex McPherson 51-yd FG	9-37, 4:38	10-0
WKU	2	10:36	Brayden Narveson 27-yd FG	7-47, 2:34	10-3
Auburn	2	7:21	Koy Moore 20-yd pass from Hunter (McPherson kick)	7-66, 3:05	17-3
WKU	2	4:35	Joshua Simon 22-yd pass from Reed (Narveson kick)	8-74, 2:39	17-10
WKU	2	0:06	Joshua Simon 27-yd pass from Reed (Narveson kick)	13-81, 3:37	17-17
Auburn	3	7:17	Alex McPherson 28-yd FG	7-47, 3:04	20-17
Auburn	3	1:08	Tank Bigsby 35-yd rush (McPherson kick)	7-78, 3:11	27-17
Auburn	4	7:48	Jarquez Hunter 40-yd rush (McPherson kick)	4-62, 2:04	34-17
Auburn	4	6:15	D.J. James 27-yd interception return (McPherson kick)	--	41-17

Robby Ashford accounted for three touchdowns and Auburn struck first but No. 8 Alabama capitalized on turnovers and explosive plays to win the 87th Iron Bowl 49-27 Saturday at Bryant-Denny Stadium.

Ashford ran for 121 yards and two scores and passed for another TD in his Iron Bowl debut, becoming the first Tiger to rush for two touchdowns in the rivalry since 2003.

Auburn rushed for 318 yards, with Jarquez Hunter netting 134 yards on 11 carries to give Auburn two 100-yard rushers for the third consecutive game -- the first time in AU history. Tank Bigsby added 63 yards on 15 carries as the Tigers averaged 7.4 yards on 43 rushes.

After Auburn's defense forced a punt on Alabama's first possession, the Tigers drove 80 yards on six plays, taking a 7-0 lead on Ashford's 24-yard touchdown run. Alabama answered with consecutive TD drives sandwiched between an Auburn three-and-out, going ahead 14-7 on Bryce Young's 10-yard pass to Jase McClellan. A promising Auburn drive ended with a fumble that gave Alabama possession near midfield. The Crimson Tide scored in four plays, taking a 21-7 lead on the first play of the second quarter.

Auburn responded with a 10-play, 75-yard drive, scoring on Ashford's 20-yard touchdown pass to Ja'Varrius Johnson, who made a sensational over-the-shoulder catch on a perfect throw to narrow Alabama's advantage to 21-14.

After an offensive holding penalty, Alabama faced third-and-19 on its 25, but the Crimson Tide scored two plays later on Young's 32-yard touchdown pass to Ja'Corey Brooks to cap a 92-yard drive. Late in the half, the officials ruled Auburn muffed a punt return at Alabama's 37, leading to a 27-yard TD pass on a screen for a 35-14 halftime lead.

Young, the reigning Heisman Trophy winner, completed 20 of 30 passes for 343 yards, three touchdowns and an interception as Alabama had 10 pass plays of 15 or more yards. Alabama scored on the opening possession of the second half to go ahead 42-14.

Auburn drove 75 yards and Ashford scored on a 14-yard quarterback draw on third-and-goal midway through the third quarter to cut Alabama's lead to 42-21. Alex McPherson kicked a pair of fourth-quarter field goals, from 32 and 39 yards respectively, for Auburn's final scores.

Auburn shut out Alabama for 23 minutes of game action in the second half until Jahmyr Gibbs capped the scoring with a 24-yard touchdown run with 1:48 to play after Alabama recovered Auburn's onside kick. Owen Pappoe stopped a late Alabama drive with his second career interception at Auburn's 18-yard line. Cam Riley led the Tigers with 12 tackles while Pappoe added 10 in his final game.



TEAM STATISTICS	AU	ALA
First Downs	21	26
Rushes-Yards	43-318	34-173
Passing Yards	77	343
Comp-Att-Int	11-23-0	20-30-1
Total Plays-Yards	66-395	64-516
Punts-Avg.	4-41.2	3-45.3
Fumbles-Lost	3-2	1-0
Penalties-Yards	10-49	11-102
3rd Down Conv.	4-14	6-9
Time of Possession	31:10	28:50

INDIVIDUAL STATISTICS

RUSHING

AUBURN - Hunter 11-134, Ashford 17-121 (2 TD), Bigsby 15-67
 ALABAMA - Gibbs 17-76 (TD), Young 5-48 (TD), McClellan 11-44 (TD), Williams 1-5 (TD)

PASSING

AUBURN - Ashford 11-23-0-77 (TD)
 ALABAMA - Young 20-30-1-343 (3 TD)

RECEIVING

AUBURN - Bigsby 4-(-1), Hunter 3-15, Sh. Jackson 2-26, J. Johnson 1-20 (TD), Moore 1-17
 ALABAMA - Brooks 4-76 (TD), Bond 4-36, Burton 3-87, Law 2-52, Ouzts 2-29, Gibbs 2-8, Holden 1-27 (TD), Latu 1-18, McClellan 1-10 (TD)

INTERCEPTIONS

AUBURN - Pappoe 1-0
 ALABAMA - None

	1	2	3	4	OT	FINAL	FIELD GOAL BREAKDOWN
AUBURN	7	7	7	6	-	27	(32) (39)
ALABAMA	14	21	7	7	-	49	-

TEAM	QTR.	TIME	SCORING PLAY	DRIVE	SCORE
Auburn	1	8:31	Robby Ashford 24-yd rush (McPherson kick)	6-80, 3:10	7-0
Alabama	1	6:25	Bryce Young 5-yd rush (Reichard kick)	5-62, 2:01	7-7
Alabama	1	1:37	Jase McClellan 10-yd pass from Young (Reichard kick)	8-65, 2:52	7-14
Alabama	2	14:56	Roydell Williams 5-yd rush (Reichard kick)	4-48, 1:00	7-21
Auburn	2	9:34	J. Johnson 20-yd pass from Ashford (McPherson kick)	10-75, 5:22	14-21
Alabama	2	5:39	Ja'Corey Brooks 32-yd pass from Young (Reichard kick)	8-92, 3:48	14-28
Alabama	2	0:54	Traeshon Holden 27-yd pass from Young (Reichard kick)	4-37, 1:53	14-35
Alabama	3	9:57	Jase McClellan 2-yd rush (Reichard kick)	9-72, 4:54	14-42
Auburn	3	6:38	Robby Ashford 14-yd rush (McPherson kick)	7-75, 3:19	21-42
Auburn	4	12:18	Alex McPherson 32-yd FG	15-64, 7:02	24-42
Auburn	4	2:08	Alex McPherson 39-yd FG	10-60, 4:28	27-42
Alabama	4	1:48	Jahmyr Gibbs 23-yd rush (Reichard kick)	2-27, 0:12	27-49

Individual Records

All-Purpose

ALL-PURPOSE

Game — 312, Tre Mason vs. Missouri (12/7/2013)
Season — 2374, Tre Mason (2013)
Career — 5596, James Brooks (1977-80)

Games Played/Started

MOST GAMES PLAYED

Career — 62, John Samuel Shenker (2018-22)

MOST GAMES STARTED

Career — 52, Lee Ziemba (2007-10)

MOST CONSECUTIVE GAMES STARTED

Career — 52, Lee Ziemba (2007-10)

MOST CONSECUTIVE GAMES/SPECIALIST

Career — 53, Daniel Carlson (2014-17), Tyler Stovall (2014-17)

Interceptions

INTERCEPTIONS

Game — 4, Junior Rosegreen vs. Tennessee (10/2/2004) [0 yards]
Season — 9, Buddy McClinton (1969)
Career — 18, Buddy McClinton (1967-69)

INTERCEPTIONS YARDS

Game — 108, David Langner vs. UT-Chattanooga (9/18/1971) [2 int, 1 TD]
Season — 169, Chris Shelling (1993) [4 int]
Career — 287, David Langner (1971-73) [12 int, 1 TD]

INTERCEPTION YARDS PER RETURN

Game (Min. 2 int.) — 54.0, David Langner vs. UT-Chatt. (9/18/1971) [2 for 108 yds]
Season (Min. 4 int.) — 42.5, Chris Shelling (1993) [4 for 169 yards]
Career (Min. 6 int.) — 29.1, Fob James (1952-55) [7 for 204 yards]

INTERCEPTION RETURNS FOR TOUCHDOWN

Game — 1, 60 times [Last: D.J. James vs. Western Kentucky (11/19/22)]
Season — 2, Walt McFadden (2009); Ken Alvis (1994); Brian Robinson (1993)
Career — 3, Walt McFadden (2006-09); Brian Robinson (1992-94);
Smoke Monday (2018-21)

LONGEST INTERCEPTION RETURN

Game (since 1950)— 100, Walt McFadden vs. Northwestern [Outback] (1/1/2010);
Zakoby McClain vs. Alabama (11/30/19); Smoke Monday vs. Tennessee (11/23/20)

Kickoff Returns

MOST KICKOFF RETURNS

Game — 6, Tre Mason vs. Mississippi State (9/10/2011) [172 yards]
6, Demond Washington vs. Georgia (11/13/2010) [112 yards]
6, Carnell Williams vs. Louisiana Tech (10/20/2001) [150 yards]
6, Robert Beaird vs. Alabama (11/27/1965) [155 yards]
Season — 46, Demond Washington (2010) [1,117 yards]
Career — 74, Thomas Bailey (1991-94) [1,521 yards]

MOST KICKOFF RETURN YARDS GAINED

Game — 202, Demond Washington at Georgia (11/14/2009) [5 returns]
Season — 1117, Demond Washington (2010) [46 returns]
Career — 1726, James Brooks (1977-80) [68 returns]

HIGHEST YARDS-PER-RETURN AVERAGE

Game (Min. 3 ret.) — 47.0, Tre Mason vs. Washington State (8/31/2013) [3 for 141 yards]
Season (Min. 10 ret.) — 31.3, Nehemiah Pritchett (2021) [10 for 313 yards]
Season (Min. 20 ret.) — 27.5, James Brooks (1979) [21 for 577]
Career (Min. 25 ret.) — 27.3, Noah Igbinoghene (2017-19) [43 for 1175 yds.]

MOST TOUCHDOWNS

Game — 1, 20 times [Last: Noah Igbinoghene vs. Minnesota [Outback] (1/1/2020)]
Season — 1, 20 times [Last: Noah Igbinoghene (2019)]
Career — 2, Demond Washington (2009-10); Tristan Davis (2005-08); Onterio McCalebb
(2009-12); Tre Mason (2011-13); Noah Igbinoghene (2017-19)

LONGEST KICKOFF RETURN

Game — 110, Lewis Hardage vs. Georgia Tech (11/7/1908)
Modern Era — 100, Tre Mason vs. Washington State (8/31/2013)
100, Onterio McCalebb at Mississippi State (9/8/2012)
100, Tim Carter vs. LSU (9/16/2000)
100, Sam Dejarnette vs. Mississippi State (10/25/1980)
100, Jimmy Burson vs. UT-Chattanooga (10/8/1960)
100, Bobby Duke vs. Mississippi State (10/10/1953)

Punt Returns

MOST PUNT RETURNS

Game — 9, Bobby Jordan vs. Clemson (11/22/1952) [52 yards]
Season — 42, Thomas Bailey (1991) [591 yards]
Career — 125, Thomas Bailey (1991-94) [1170 yards]

MOST PUNT RETURN YARDS GAINED

Game — 173, Mike Fuller vs. UT-Chattanooga (9/21/1974) [3 returns]
Season — 528, Thomas Bailey (1991) [42 returns]
Career — 1170, Thomas Bailey (1991-94) [125 returns]

HIGHEST YARDS-PER-RETURN AVERAGE

Game (Min. 3 ret.) — 57.7, Mike Fuller vs. UT-Chattanooga (9/21/1974) [3 for 173 yds]
Season (Min. 10 ret.) — 19.1, Mike Fuller (1973) [20 for 381 yards]
Season (Min. 25 ret.) — 16.7, Mike Fuller (1974) [30 for 502 yards]
Career (Min. 25 ret.) — 17.7, Mike Fuller (1972-74) [50 for 883 yards]
Career (Min. 55 ret.) — 10.1, Quan Bray (2011-14) [56 for 565 yards]

MOST TOUCHDOWNS

Game — 2, Mike Fuller vs. UT-Chattanooga (9/21/1974);
2, David Langner vs. Alabama (12/2/1972)
Season — 3, Mike Fuller (1974)
Career — 3, Mike Fuller (1972-74)

LONGEST PUNT RETURN

Game — 95, Bobby Freeman vs. Georgia (11/14/1953)

Passing

MOST ATTEMPTS

Game — 58, Stan White vs. Tennessee (9/29/1990)
Season — 403, Dameyune Craig (1997)
Career — 1231, Stan White (1990-93)

MOST COMPLETIONS

Game — 34, Patrick Nix vs. Arkansas (10/28/1995) [52 att.]
Season — 246, Jarrett Stidham (2017) [370 att.]
Career — 659, Stan White (1990-93) [1231 att.]

MOST CONSECUTIVE COMPLETIONS

Game — 18, Jarrett Stidham vs. Mercer (9/23/2017)

Individual Records

HIGHEST COMPLETION PERCENTAGE

Game (Min. 10 att.) — 94.4, Chris Todd vs. Furman (11/7/2009) [17-18]
Game (Min. 15 att.) — 94.4, Chris Todd vs. Furman (11/7/2009) [17-18]
Game (Min. 20 att.) — 90.9, Bo Nix vs. Akron (9/4/2021) [20-22]
Season (Min. 50 att.) — 70.7, Ben Leard (1999) [111-157]
Season (Min. 100 att.) — 70.7, Ben Leard (1999) [111-157]
Career (Min. 150 att.) — 66.1, Cam Newton (2010) [185-280]
Career (Min. 300 att.) — 64.6, Jason Campbell (2001-04) [552-854]

MOST YARDS GAINED

Game — 456, Nick Marshall at Alabama (11/29/2014)
Season — 3277, Dameyune Craig (1997)
Career — 8016, Stan White (1990-93)

MOST TOUCHDOWNS THROWN

Game — 5, Jarrett Stidham vs. Purdue (12/28/2018)
5, Chris Todd vs. Ball State (9/26/2009)
5, Daniel Cobb vs. Louisiana Tech (10/20/2001)
Season — 30, Cam Newton (2010)
Career — 53, Pat Sullivan (1969-71)

MOST CONSECUTIVE GAMES THROWING A TD

Season — 8, Dameyune Craig (1997); Nick Marshall (2014)
Career — 13, Dameyune Craig (1996-97)

MOST PROLIFIC PASSING/RECEIVING TANDEM

Career — 154, Jarrett Stidham to Ryan Davis (2017-18)

MOST PROLIFIC PASSING/RECEIVING TD TANDEM

Season — 11, Pat Sullivan to Terry Beasley (1971); 11, Pat Sullivan to Terry Beasley (1970)
Career — 28, Pat Sullivan to Terry Beasley (1969-71)

MOST TOUCHDOWN PASSES TO A DIFFERENT RECEIVER

Season — 8, Cam Newton (2010); Brandon Cox (2005, 2004); Patrick Nix (1995)
Career — 18, Brandon Cox (2004-07)

MOST INTERCEPTIONS THROWN

Game — 7, Alex Bowden vs. Alabama (11/27/1965)
Season — 21, Loran Carter (1968)
Career — 52, Stan White (1990-93)

MOST CONSECUTIVE ATTEMPTS WITHOUT AN INTERCEPTION

Game — 51, Patrick Nix vs. Florida (10/15/1994)
Season — 256, Bo Nix (2021)

MOST 300-YARD GAMES

Season — 5, Pat Sullivan (1970)
Career — 6, Dameyune Craig (1994-97)

MOST 200-YARD GAMES

Season — 12, Dameyune Craig (1997)
Career — 21, Pat Sullivan (1969-71)

LONGEST PASS COMPLETION

Game — 94, Cam Newton to Emory Blake vs. Louisiana-Monroe (10/2/2010)

Punting

MOST PUNTS

Game — 15, Connie Frederick vs. Clemson (10/12/1968) [486 yards]
Season — 92, Dick McGowen (1939) [3,883 yards]
Career — 244, Lewis Colbert (1982-85) [10,179 yards]

MOST PUNTING YARDS

Game — 508, Jon Kilgore vs. Tennessee (9/26/1964) [11 punts]
Season — 3883, Dick McGowen (1939) [92 punts]
Career — 10,179, Lewis Colbert (1982-85) [244 punts]

HIGHEST YARDS-PER-PUNT AVERAGE

Game (Min. 5 punts) — 53.2, Skip Johnston vs. Florida (11/4/1978) [5 for 266 yards]
Game (Min. 10 punts) — 46.2, Jon Kilgore vs. Tennessee (9/26/1964) [11 for 508 yds]
Season (Min. 30 punts) — 46.9, Terry Daniel (1993) [51 for 2393 yards]
Career (Min. 100 punts) — 44.5, Terry Daniel (1992-94) [169 for 7522 yards]

LONGEST PUNT

Game — 87, Rufus Deal vs. Georgia Tech (10/28/1939) [In the air]

Receiving

MOST RECEPTIONS

Game — 17, Willie Gosha vs. Arkansas (10/28/1995)
Season — 84, Ryan Davis (2017)
Career — 178, Ryan Davis (2015-18)

MOST YARDS GAINED

Game — 263, Alexander Wright vs. Pacific (9/9/1989)
Season — 1068, Ronney Daniels (1999)
Career — 2507, Terry Beasley (1969-71)

HIGHEST YARDS-PER-CATCH AVERAGE

Game (Min. 5 rec.) — 52.6, Alexander Wright vs. Pacific (9/9/1989) [5 for 263]
Game (Min. 10 rec.) — 14.3, Ronney Daniels vs. C. Florida (11/6/1999) [10 for 143]
Season (Min. 25 rec.) — 24.9, Freddy Weygand (1984) [32 for 797]
Season (Min. 50 rec.) — 20.2, Terry Beasley (1970) [52 for 1051]
Career (Min. 50 rec.) — 23.6, Alexander Wright (1986-89) [56 for 1320]
Career (Min. 100 rec.) — 17.8, Terry Beasley (1969-71) [141 for 2507]

MOST TOUCHDOWN RECEPTIONS

Game — 4, Alexander Wright vs. Pacific (9/9/1989)
Season — 12, Terry Beasley (1971)
Career — 29, Terry Beasley (1969-71)

MOST CONSECUTIVE GAMES WITH A TD RECEPTION

Season — 8, Terry Beasley (1971)

MOST TD RECEPTIONS FROM MULTIPLE QUARTERBACKS

Career — 5, Philip Lutzenkirchen (2009-12); Anthony Mix (2002-05); Freddy Weygand (1984-88)

MOST 100-YARD GAMES

Season — 6, Terry Beasley (1971)
Career — 12, Terry Beasley (1969-71)

Return Yards

MOST KICK RETURNS

Season — 66, Thomas Bailey (1991) [42 PR & 24 KOR]
Career — 199, Thomas Bailey (1991-94) [125 PR & 74 KOR] (NCAA RECORD)

MOST RETURN YARDS GAINED

Game — 229, Demond Washington vs. Georgia [27 PR & 202 KOR] (11/14/2009)
Season — 1119, Thomas Bailey (1991) [528 PR & 591 KOR]
Career — 2690, Thomas Bailey (1991-94) [1170 PR & 1520 KOR]

Individual Records

Rushing

ATTEMPTS

Game — 46, Tre Mason vs. Missouri [SEC] (12/7/2013)
Season — 324, Rudi Johnson (2000)
Career — 741, Carnell Williams (2001-04)

NET YARDS GAINED

Game — 307, Curtis Kuykendall vs. Miami (11/24/1944)
Season — 1816, Tre Mason (2013)
Career — 4303, Bo Jackson (1983-85)

MOST YARDS GAINED, QUARTERBACK

Game — 222, Travis Tidwell vs. Furman (10/5/1946)
Season — 1473, Cam Newton (2010)
Career — 1884, Phil Gargis (1973-76)

MOST NET YARDS GAINED, FRESHMAN

Game — 222, Travis Tidwell vs. Furman (10/5/1946)
Season — 1106, Michael Dyer (2010)

HIGHEST YARDS-PER-RUSH AVERAGE

Game (Min. 5 att.) — 20.7, Brent Fullwood vs. Vanderbilt (10/11/1986) [7 for 145 yds]
20.7, Dave Middleton vs. UT- Chattanooga (9/25/1954) [7 for 145 yards]
Game (Min. 10 att.) — 15.7, Brent Fullwood vs. Southwestern Louisiana (9/7/1985)
[11 for 173 yards]
Game (Min. 15 att.) — 13.4, Bobby Hunt vs. Mississippi State (11/7/1959)
[16 for 214 yards]
Game (Min. 25 att.) — 9.3, Curtis Kuykendall vs. Miami (11/24/1944)
[33 for 307 yards]
Season (Min. 75 att.) — 8.5, Oterio McCalebb (2010) [95 for 850 yards]
Season (Min. 125 att.) — 8.3, Brent Fullwood (1986) [167 for 1391 yds]
Season (Min. 200 att.) — 6.4, Bo Jackson (1985) [278 for 1786 yards]
Career (Min. 225 att.) — 7.2, Brent Fullwood (1983-86) [390 for 2789 yards]

HIGHEST YARDS-PER-GAME AVERAGE

Season — 162.4, Bo Jackson (1985) [1786 in 11 games]
Career (Min. 300 att.) — 113.2, Bo Jackson (1982-85) [4304 in 38 games]

MOST RUSHING TOUCHDOWNS

Game — 6, Carnell Williams vs. Mississippi State (10/18/2003)
Season — 23, Tre Mason (2013)
Career — 45, Carnell Williams (2001-04)
Consecutive Games with a Rushing TD -- 11, Tre Mason (2013)

MOST 100-YARD GAMES

Season — 10, Rudi Johnson (2000)
Career — 21, Bo Jackson (1982-85)

MOST 100-YARD GAMES, QUARTERBACK

Season — 6, Cam Newton (2010)
Career — 8, Nick Marshall (2013-14)

MOST CONSECUTIVE 100-YARD GAMES

Season — 7, Joe Cribbs (1978) [Final 7 games of 1978]

LONGEST RUSHING PLAY

Game — 94 (TD), Jarquez Hunter vs. Alabama State (2021)

Scoring

MOST POINTS SCORED

Game — 36, Carnell Williams vs. Mississippi State (6 TD) [10/18/2003]
Season — 150, Tre Mason (2013) [25 TD]
Career — 480, Daniel Carlson (2014-17) [92 FG, 198 PAT, 1 TD]

MOST POINTS SCORED BY A KICKER

Game — 21, Daniel Carlson vs. Arkansas State (9/10/2016) [1 TD, 3 FG, 6 PAT]
Season — 134, Daniel Carlson (2016) [28 FG, 44 PAT, 1 TD]
Career — 480, Daniel Carlson (2014-17) [92 FG, 198 PAT, 1 TD]

MOST TOUCHDOWNS SCORED

Game — 6, Carnell Williams vs. Mississippi State [10/18/2003]
Season — 25, Tre Mason (2013)
Career — 46, Carnell Williams (2001-04)

MOST CONSECUTIVE GAMES WITH A TD SCORED

Career - 11, Tre Mason (2011-13)

MOST FIELD GOALS MADE

Game — 6, Al Del Greco vs. Kentucky (10/9/1982); Daniel Carlson vs. LSU (9/24/2016)
Season — 28, Daniel Carlson (2016)
Career — 92, Daniel Carlson (2014-17)

MOST FIELD GOALS ATTEMPTED

Season — 32, Daniel Carlson (2016)
Career — 114, Daniel Carlson (2014-17)

HIGHEST FIELD GOAL PERCENTAGE

Season — 93.8, Wes Byrum (2009) [15-16]
Career (Min. 20 Att.) — 80.7, Daniel Carlson (2014-17) [92-114]

LONGEST FIELD GOAL MADE

Game — 57, Philip Yost vs. Western Kentucky (9/27/2003)
57, Neil O'Donoghue vs. Tennessee (9/25/1976)

MOST PAT KICKS MADE

Game — 9, Anders Carlson vs. Purdue (12/28/2018)
9, Wes Byrum vs. Furman (11/7/2009)
9, John Vaughn vs. Ball State (9/17/2005)
9, Philip Yost vs. UL-Monroe (11/1/2003)
9, Gardner Jett vs. Florida (10/31/1970)
Season — 72, Wes Byrum (2010)
Career — 198, Daniel Carlson (2014-17)

HIGHEST PAT PERCENTAGE

Season — 1.000, 24 times [Last: Anders Carlson (2018) [44-44]]
Career (Min. 20 Att.) — 1.000, Daniel Carlson (2014-17) [198-198]

MOST CONSECUTIVE PATS MADE

Career — 198, Daniel Carlson (2014-17)
One Season — 57, Daniel Carlson, (2014 and 2017)
Two Seasons — 102, Wes Byrum (2009-10)
Three Seasons — 141, Daniel Carlson (2014-16 and 2015-17)

Individual Records

Tackles

TOTAL TACKLES

Game — 26, Kurt Crain vs. Georgia (11/15/1986)
Season — 193, Freddie Smith (1977)
Career — 528, Freddie Smith (1976-79)

SOLO TACKLES

Game — 19, Kurt Crain vs. Georgia (11/15/1986)
Season — 105, Freddie Smith (1979)
Career — 289, Gregg Carr (1981-84)

ASSISTED TACKLES

Game — 15, Freddie Smith vs. Tennessee (9/25/1976)
Season — 87, Quentin Riggins (1989)
Career — 226, Darrel Crawford (1988-91)

SACKS

Game — 4.0, Quentin Groves vs. Kentucky (10/23/2004)
4.0, Tim Cromartie vs. Ole Miss (9/5/1992)
4.0, Ron Stallworth vs. Alabama (11/25/1988)
Season — 11.5 - (-74), Nick Fairley, 2010
Career — 26.0 - (-169), Quentin Groves (2004-07)
26.0 - (-150), Gerald Robinson (1982-85)

Total Offense

MOST PLAYS

Game — 62, Stan White vs. Tennessee (9/29/1990) [4 rushes/58 passes]
Season — 546, Cam Newton (2010) [264 rushes/280 passes/2 receptions]
Career — 1481, Stan White (1990-93) [250 rushes/1231 passes]

MOST NET YARDS GAINED

Game — 505, Nick Marshall at Alabama (11/29/2014) [49 rush/456 pass]
Season — 4327, Cam Newton (2010) [1473 rush/2854 pass]
Career — 7920, Stan White (1990-93) [-96 rush/8016 pass]

HIGHEST YARDS-PER-GAME AVERAGE

Season — 309.1, Cam Newton (2010) [4327 in 14 games]
Career (min. 10 gms.) — 309.1, Cam Newton (2010) [4327 in 14 games]
Career (min. 30 gms.) — 228.1, Pat Sullivan (1969-71) [6843 in 30 games]

MOST TOUCHDOWNS RESPONSIBLE FOR (RUSHING & PASSING)

Game — 6, Cam Newton vs. South Carolina [SEC] (12/4/2010) [2 rush/4 pass]
6, Carnell Williams vs. Mississippi State (10/18/2003) [6 rushing]
Season — 50, Cam Newton (2010) [29 rush/30 pass]
Career — 71, Pat Sullivan (1969-71) [18 rush/53 pass]

Team Records

Passing

MOST ATTEMPTS

Game — 58 vs. Tennessee (9/29/1990)
Season — 397 (2019)

FEWEST ATTEMPTS

Game — 2 vs. Miami (10/4/1974)
Season — 85 (1955)

MOST COMPLETIONS

Game — 34 vs. Arkansas (10/28/1995)
Season — 255 (2017)

FEWEST COMPLETIONS

Game — 0 vs. Miami (10/4/1974)
Season — 43 (1974)

HIGHEST COMPLETION PERCENTAGE

Game (Min. 10 att.) — 90.0 vs. Furman (11/7/2009) [27-30]
Game (Min. 20 att.) — 90.0 vs. Furman (11/7/2009) [27-30]
Game (Min. 30 att.) — 90.0 vs. Furman (11/7/2009) [27-30]
Game (Min. 40 att.) — 69.0 vs. Miss. State (10/12/1996) [29-42]
Game (Min. 50 att.) — 54.9 vs. Florida (10/15/1994) [28-51]
Season (Min. 75 att.) — 68.5 (2004) [211-of-308]

MOST YARDS GAINED

Game — 456 at Alabama (11/29/2014)
Season — 3282 (1997)

FEWEST YARDS GAINED

Game — minus 2 vs. Tulane (10/25/1947)
Season — 504 (1959)

HIGHEST YARDS-PER-GAME AVERAGE

Season — 288.5 (1970) [2885 in 10 games]

LOWEST YARDS-PER-GAME AVERAGE

Season — 50.4 (1959) [504 in 10 games]

MOST TOUCHDOWNS THROWN

Game — 5 vs. Purdue (12/28/2018)
5 vs. Ball State (9/26/2009)
5 vs. Louisiana Tech (10/20/2001)
5 vs. Mississippi State (10/12/1996)
Season — 31 (2010)

FEWEST TOUCHDOWNS THROWN

Season — 0 (1950)

MOST INTERCEPTIONS THROWN

Game — 7 vs. Alabama (11/27/1965); vs. Vanderbilt (10/29/1948)
Season — 29 (1948)

FEWEST INTERCEPTIONS THROWN

Season — 2 (1982)

MOST PASSES WITHOUT AN INTERCEPTION THROWN

Game — 51 vs. Florida (10/15/1994)

Punt/Kickoff Returns

MOST PUNT RETURNS

Game — 9 vs. Western Carolina (9/7/2002)
9 vs. Wake Forest (9/20/1969)
9 vs. Clemson (11/22/1952)
Season — 48 (2002)

MOST NET YARDS GAINED

Game — 208 vs. UT-Chattanooga (9/21/1974)
Season — 580 (1974)

MOST KICKOFF RETURNS

Game — 8 at Arkansas (10/10/2009)
8 vs. Mississippi State (11/8/1952)
8 vs. Alabama (12/4/1948)
Season — 63 (2010, 2009)

MOST NET YARDS GAINED

Game — 257 vs. Utah State (9/5/2011)
Season — 1,493 (2009)

Scoring

MOST POINTS SCORED

Game — 94 vs. Georgia Tech (11/17/1894)
Modern Game — 76 vs. UT-Chattanooga (9/9/1995)
Season — 577 (2010)
Most Consecutive Games Scored - 149 (10/4/1980 through 11/14/1992)

MOST POINTS SCORED — QUARTER/HALF

First Quarter — 28 vs. Purdue (12/28/2018); vs. Kansas (9/7/1988); vs. Kansas (9/12/1987)
Second Quarter — 35 vs. New Mexico State (11/6/1993)
Third Quarter — 28 at Arkansas (10/21/2017)
Fourth Quarter — 28 vs. Arkansas (10/16/2010); vs. Florida State (10/12/1985)
First Half — 56 vs. Purdue (12/28/2018)
Second Half — 42 vs. Florida State (10/12/1985)
Through Three Quarters — 69 vs. UT-Chattanooga (9/9/1995)

HIGHEST POINTS-PER-GAME AVERAGE

Season — 41.2 (2010)

FEWEST POINTS SCORED

Game — 0, many times [Last: at Alabama (11/24/2012)]
Season — 31 (1951)

MOST TOUCHDOWNS SCORED

Game — 11 vs. UT-Chattanooga (9/9/1995)
Season — 75 (2010)

MOST FIELD GOALS MADE

Game — 6 vs. Kentucky (10/9/1982); vs. LSU (9/24/2016)
Season — 28 (2016)

MOST PAT KICKS MADE

Game — 10 vs. UT-Chattanooga (9/9/1995); UL-Monroe (11/1/2003)
Season — 74 (2010)

MOST PAT KICKS ATTEMPTED

Game — 11 vs. UT-Chattanooga (9/9/1995)
Season — 75 (2010)

MOST CONSECUTIVE PATS MADE

304 — Began 11/9/2013 (Tennessee) through 10/19/2020 (Arkansas); NCAA and SEC record

Team Records

Rushing

MOST ATTEMPTS

Game — 86 vs. Vanderbilt (9/29/1951)
Season — 729 (2013)

FEWEST ATTEMPTS

Game — 16 vs. Alabama (11/27/1971)
Season — 335 (1947)

MOST NET YARDS GAINED

Game — 565 vs. Southwestern Louisiana (9/7/1985)
Season — 4596 (2013)

FEWEST NET YARDS GAINED

Game — (-28) vs. Florida (10/18/1997)
Season — 559 (1947)

HIGHEST YARDS-PER-RUSH AVERAGE

Game — 11.14 vs. Ball State (9/17/2005) [35 for 390 yards]
Season — 6.30 (2013) [729 for 4596 yards]

HIGHEST YARDS-PER-GAME AVERAGE

Season — 328.3 (2013) [4596 in 14 games]

MOST TOUCHDOWNS

Game — 8 vs. UT-Chattanooga (9/9/1995)
Season — 48 (2013)

MISCELLANEOUS

Most consecutive games with 100-yard rusher (since 1970) — 7, 1978; 1986
Most consecutive games without 100-yard rusher (since 1970) — 32, 1996-98

Interceptions

MOST INTERCEPTIONS BY

Quarter — 5 vs. LSU (9/17/1994) [4th Quarter]
Game — 9 vs. Florida (11/1/1969)
Season — 34 (1969)

Punting

MOST PUNTS

Game — 15 vs. Clemson (10/12/1968)
Season — 80 (1968)

FEWEST PUNTS

Game — 0 vs. Arkansas State (9/10/2016); vs. ULM (10/1/2016); vs. Ball State (9/17/2005); vs. Ole Miss (10/5/1985); vs. Mississippi State (11/7/1970); vs. Wake Forest (9/20/1969); vs. Houston (10/27/1956)

HIGHEST YARDS-PER-PUNT AVERAGE

Game (Min. 5 punts) — 53.3 vs. Florida (11/4/1978) [5 for 266 yards]
Game (Min. 10 punts) — 46.2 vs. Tennessee (9/26/1964) [11 for 508 yards]
Season — 46.9 (1993) [51 for 2393 yards]

Total Offense

MOST PLAYS

Game — 101 vs. Ole Miss (10/5/1985)
Season — 1024 (2017)

FEWEST PLAYS

Game — 37 vs. Georgia (11/11/2006)
Season — 460 (1947)

MOST FIRST DOWNS

Game — 39 vs. Ole Miss (10/5/1985)
Season — 344 (2010)

MOST NET YARDS GAINED

Game — 712 vs. Western Carolina (10/12/2013)
Season — 7018 (2013)

FEWEST NET YARDS GAINED

Game — 16 vs. Tulane (10/25/1947)
Season — 1107 (1947)

HIGHEST YARDS-PER-PLAY AVERAGE

Game — 11.6 vs. Chattanooga (11/6/2010) [628 in 54 plays]
Season — 7.37 (2010) [6989 in 948 plays]

LOWEST YARDS-PER-PLAY AVERAGE

Game — 0.4 vs. Tulane (10/25/1947) [16 in 46 plays]
Season — 2.41 (1947) [1107 in 460 plays]

HIGHEST YARDS-PER-GAME AVERAGE

Season — 501.2 (2013) [7018 in 14 games]

MOST TOUCHDOWNS (RUSHING & PASSING)

Season — 72 (2010) [41 rush/31 pass]

Total Defense

PLAYS ALLOWED

Most, Game — 115 vs. Northwestern [Outback] (1/1/2010)
Fewest, Game — 30 vs. Ole Miss (10/5/1985)

FIRST DOWNS ALLOWED

Most, Game — 34 vs. Northwestern [Outback] (1/1/2010); vs. Texas A&M (10/27/2012)
Fewest, Game — 0 vs. Tennessee (9/27/1958)

NET YARDS ALLOWED

Most, Game — 671 vs. Texas A&M (10/27/2012)
Fewest, Game — minus 30 vs. Tennessee (9/27/1958)
Most, Season — 5304 (2011)
Fewest, Season — 1330 (1957)

AVERAGE YARDS PER GAME ALLOWED

Highest, Season — 420.7 (2013)
Lowest, Season — 133.0 (1957)

RUSHING YARDS ALLOWED

Most, Game — 515 vs. Ole Miss (11/10/1951)
Fewest, Game — minus 85 vs. Miami (10/26/1968)
Most, Season — 2973 (1975)
Fewest, Season — 674 (1957)

AVERAGE RUSHING YARDS ALLOWED

Highest, Season — 270.3 (1975)
Lowest, Season — 63.2 (1988)

Team Records

PASSING YARDS ALLOWED

Most, Game — 532 vs. Northwestern [Outback] (1/1/2010)

Fewest, Game — minus 10 vs. Alabama (11/29/1952)

Most, Season — 3630 (2010)

Fewest, Season — 528 (1956)

AVERAGE PASSING YARDS ALLOWED

Highest, Season — 259.3 (2010)

Lowest, Season — 52.8 (1956)

POINTS ALLOWED

Most, Game — 68 by Georgia Tech (11/29/1917)

Most, Game (Modern Era) — 63 by Texas A&M (10/27/2012)

Fewest, Game — 0, many times [Last: vs. Liberty (11/17/2018)]

Most, Season — 376 (2011)

Fewest, Season — 0 (1914)

Fewest, Season (Modern Era) — 28 (1957)

SCORING AVERAGE ALLOWED

Most, Season — 28.9 (2011)

Lowest, Season — 0.0 (1914)

Lowest, Season (Modern Era) — 2.8 (1957)

TOUCHDOWNS ALLOWED

Fewest, Game — 0, many times [Last: vs. Samford (11/23/2019)]

Most, Season — 46 (2011, 2009)

Fewest Season — 0 (1914)

Fewest Season (Modern Era) — 4 (1957)

SHUTOUTS BY

Most, Season — 9 (1914)

Most, Season (Modern Era) — 6 (1957)

TURNOVERS CAUSED

Most, Game — 10 vs. Tulane (10/30/1954); vs. Clemson (11/21/1953)

SACKS

Most, Game — 11 vs. Alabama (11/19/2005)

MISCELLANEOUS

Most consecutive games with 100-yard rusher (since 1970) — 4, 10/9/2010-10/30/2010;
4, 9/27/1975-10/18/1975

Most consecutive games without 100-yard rusher (since 1970) — 24, 1986-1988

Career Leaders

All-Purpose Yards

All-Purpose Yards

Player	Seasons	Rush	Rec	KR	PR	Yards
1. James Brooks	1977-80	3523	219	1726	128	5596
2. Carnell Williams	2001-04	3831	342	609	302	5084
3. Bo Jackson	1982-85	4303	272	317	0	4892
4. Onterio McCalebb	2009-12	2586	620	1360	0	4566
5. Joe Cribbs	1976-79	3368	268	597	328	4561
6. Tre Mason	2011-13	2979	249	1107	0	4335
7. Thomas Bailey	1991-94	-5	1243	1520	1170	3928
8. Ben Tate	2006-09	3321	336	186	0	3843
9. Brent Fullwood	1983-86	2789	77	892	0	3758
10. Kerryon Johnson	2015-17	2494	478	653	0	3625

Defensive Records

Pass Interceptions

Player	Seasons	Yards	Avg	Int
1. Buddy McClinton	1967-69	208	11.6	18
2. Dave Beck	1970-72	142	10.1	14
3. Brian Robinson	1992-94	271	20.8	13
Don Webb	1967-69	142	10.9	13
5. David King	1981-84	145	12.1	12
David Langner	1971-73	287	23.9	12
7. Larry Casher	1997-00	149	13.5	11
Chris Shelling	1991-94	234	21.3	11
Clifford Toney	1978-80	69	6.3	11
Jim McKinney	1972-74	114	10.4	11
Larry Willingham	1968-70	166	15.1	11
Bobby Freeman	1951-54	207	18.8	11

Total Tackles

Player	Seasons	Solo	Asst	TT
1. Freddie Smith	1976-79	323	205	528
2. Gregg Carr	1981-84	289	164	453
3. Darrel Crawford	1988-91	198	226	424
4. Anthony Harris	1992-95	200	200	400
5. Quentin Riggins	1986-89	200	198	398
6. Chris Martin	1979-82	223	151	374
7. Tracy Rucker	1985-88	199	155	354
8. Dontarrious Thomas	2000-03	163	188	351
9. Marcellus Mostella	1993-96	153	183	336
10. Takeo Spikes	1995-97	212	119	331

Solo Tackles

Player	Seasons	TT	Asst	Solo
1. Freddie Smith	1976-79	528	205	323
2. Gregg Carr	1981-84	453	164	289
3. Chris Martin	1979-82	374	151	223
4. Takeo Spikes	1995-97	331	119	212
5. Anthony Harris	1992-95	400	200	200
6. Quentin Riggins	1986-89	398	198	200
7. Tracy Rucker	1985-88	354	155	199
8. Darrel Crawford	1988-91	424	226	198
9. Danny Skutack	1978-81	285	101	184

Assisted Tackles

Player	Seasons	TT	Solo	Asst
1. Darrel Crawford	1988-91	424	198	226
2. Freddie Smith	1976-79	528	323	205
3. Anthony Harris	1992-95	400	200	200

4. Quentin Riggins	1986-89	398	200	198
5. Dontarrious Thomas	2000-03	351	163	188
6. Marcellus Mostella	1993-96	336	153	183
7. Gregg Carr	1981-84	453	289	164
8. Tracy Rucker	1985-88	354	199	155
9. Kurt Crain	1986-87	324	172	152
10. Chris Martin	1979-82	374	223	151

Quarterback Sacks (from 1981)

Player	Seasons	Total Yds.	Sacks
1. Quentin Groves	2004-07	169	26.0
Gerald Robinson	1982-85	150	26.0
3. Antonio Coleman	2006-09	147	24.5
4. Tracy Rucker	1985-88	146	21.0
Craig Olgetree	1986-89	117	21.0
6. Dee Ford	2009-13	163	20.5
7. Derick Hall	2019-22	114	19.5
Reggie Torbor	2000-03	128	18.5
9. Marlon Davidson	2016-19	104	17.0
Corey Lemonier	2010-12	111	17.0
Leonardo Carson	1996-99	123	17.0
Willie Whitehead	1991-94	108	17.0
13. Marcus Washington	1994-96	108	16.0
Gary Walker Sr.	1993-94	95	16.0

Kick Returns

Punt Returns

Player	Seasons	Avg	Yards	Ret
1. Thomas Bailey	1991-94	9.4	1170	125
2. Trey Gainous	1983-86	9.1	951	105
3. Shane Wasden	1988-90	8.7	717	82
4. Tre Smith	2002-06	8.4	644	77
5. Robert Dunn	2005-08	9.4	697	74
6. Quan Bray	2011-14	10.1	565	56
7. Roderick Hood	2000-02	11.2	571	51
8. Mike Fuller	1973-74	17.7	883	50
9. Robert Baker	1995-96	9.7	463	48
10. Joe Cribbs	1976-79	7.6	328	43
Clifton Robinson	1997-00	7.1	307	43

Punt Return Yardage

Player	Seasons	Ret	Avg	Yards
1. Thomas Bailey	1991-94	125	9.4	1170
2. Trey Gainous	1983-86	105	9.1	951
3. Mike Fuller	1973-74	50	17.7	883
4. Shane Wasden	1988-90	82	8.7	717
5. Robert Dunn	2005-08	74	9.4	697
6. Tre Smith	2002-06	77	8.4	644
7. Roderick Hood	2000-02	51	11.2	571
8. Quan Bray	2011-14	56	10.1	565
9. Jimmy Carter	1965-67	38	12.4	473
10. Robert Baker	1995-96	48	9.7	463

Punt Return Average (Min. 25 returns)

Player	Seasons	Ret	Yards	Avg
1. Mike Fuller	1973-74	50	883	17.66
2. Lionel James	1981-83	25	394	15.76
3. Christian Tutt	2018-20	31	408	13.16
4. Jimmy Carter	1965-67	38	473	12.45
5. Larry Willingham	1968-70	30	372	12.40
6. Roderick Hood	2000-02	51	571	11.20
7. Carnell Williams	2001-04	28	302	10.79
8. Quan Bray	2011-14	56	565	10.09
9. Robert Baker	1995-96	48	463	9.65
10. Buddy McClinton	1967-69	30	285	9.50

Career Leaders

Kickoff Returns

Player	Seasons	Avg	Yards	Ret
1. Thomas Bailey	1991-94	20.5	1520	74
2. James Brooks	1977-80	25.4	1726	68
3. Demond Washington	2009-10	26.0	1614	62
4. Tristan Davis	2005-08	26.5	1455	55
5. Onterio McCalebb	2009-12	25.7	1360	53
6. Robert Baker	1995-96	21.3	979	46
7. Markeith Cooper	1996-99	23.9	1077	45
8. Mario Fannin	2006-10	21.5	944	44
Roderick Hood	2000-02	19.9	874	44
Tim Carter	1998-01	23.9	1051	44

Kickoff Return Yardage

Player	Seasons	Ret	Avg	Yards
1. James Brooks	1977-80	68	25.4	1726
2. Demond Washington	2009-10	62	26.0	1614
3. Thomas Bailey	1991-94	74	20.5	1520
4. Tristan Davis	2005-08	55	26.5	1455
5. Onterio McCalebb	2009-12	53	25.7	1360
6. Tre Mason	2011-13	42	26.3	1107
7. Markeith Cooper	1996-99	45	23.9	1077
8. Tim Carter	1998-01	44	23.9	1051
9. Noah Igbinoghene	2017-19	43	23.2	996
10. Robert Baker	1995-96	46	21.3	979

Kickoff Return Average (Min. 20 returns)

Player	Seasons	Ret	Yards	Avg
1. Tristan Davis	2005-08	55	1455	26.45
2. Tre Mason	2011-13	42	1107	26.36
3. Demond Washington	2009-10	62	1614	26.03
4. Rick Neel	1973-75	26	673	25.88
5. Onterio McCalebb	2009-12	53	1360	25.66
6. James Brooks	1977-80	68	1726	25.38
7. Kerryon Johnson	2015-17	26	653	25.12
8. Corey Grant	2012-14	23	563	24.48
9. Markeith Cooper	1996-99	45	1077	23.93
10. Tim Carter	1998-01	44	1051	23.88

Passing

Passing Yardage

Player	Seasons	Att	Comp	Pct	Yards
1. Stan White	1990-93	1231	659	.535	8016
2. Jason Campbell	2001-04	854	552	.646	7299
3. Bo Nix	2019-21	1057	628	.594	7251
4. Brandon Cox	2004-07	927	550	.593	6959
5. Pat Sullivan	1969-71	819	452	.552	6284
6. Dameyune Craig	1994-97	782	427	.546	6026
7. Jarrett Stidham	2017-18	739	470	.636	5952
8. Patrick Nix	1992-95	656	386	.588	4957
9. Reggie Slack	1986-89	585	346	.591	4697
10. Nick Marshall	2013-14	532	320	.602	4508

Passing Yardage Per Game (min. 20 games)

Player	Seasons	Yards	Games	Yds/Gm
1. Jarrett Stidham	2017-18	5952	27	220.44
2. Bo Nix	2019-21	7251	34	213.26
3. Pat Sullivan	1969-71	6284	30	209.47
4. Stan White	1990-93	8016	45	178.13
5. Chris Todd	2008-09	3515	20	175.75
6. Nick Marshall	2013-14	4508	26	173.38
7. Brandon Cox	2004-07	6959	44	158.16
8. Patrick Nix	1992-95	4957	32	154.91
9. Reggie Slack	1986-89	4697	31	151.52
10. Jason Campbell	2001-04	7299	49	148.95

Passing Attempts

Player	Seasons	Comp	Yards	Att
1. Stan White	1990-93	659	8016	1231
2. Bo Nix	2019-21	628	7251	1057
3. Brandon Cox	2004-07	550	6959	927
4. Jason Campbell	2001-04	552	7299	854
5. Pat Sullivan	1969-71	452	6284	819
6. Dameyune Craig	1994-97	427	6026	782
7. Jarrett Stidham	2017-18	470	5952	739
8. Patrick Nix	1992-95	386	4957	656
9. Ben Leard	1997-00	359	4289	592
10. Reggie Slack	1986-89	346	4697	585

Pass Attempts Per Game (min. 20 games)

Player	Seasons	Att	Games	Att/Gm
1. Bo Nix	2019-21	1057	34	31.088
2. Jarrett Stidham	2017-18	739	27	27.370
3. Stan White	1990-93	1231	45	27.355
4. Pat Sullivan	1969-71	819	30	27.300
5. Chris Todd	2008-09	484	20	24.200
6. Brandon Cox	2004-07	927	44	21.068
7. Loran Carter	1966-68	476	23	20.696
8. Patrick Nix	1992-95	656	32	20.500
9. Nick Marshall	2013-14	532	26	20.462
10. Ben Leard	1997-00	592	29	20.414

Yards Per Attempt (min. 200 attempts)

Player	Seasons	Att	Yards	Yds/Att
1. Cam Newton	2010	280	2854	10.193
2. Jason Campbell	2001-04	854	7299	8.546
3. Nick Marshall	2013-14	532	4508	8.474
4. Sean White	2015-16	351	2845	8.105
5. Reggie Slack	1986-89	585	4697	8.029
6. Dameyune Craig	1994-97	782	6026	7.706
7. Pat Sullivan	1969-71	819	6284	7.673
8. Jarrett Stidham	2017-18	739	5952	7.611
9. Jeff Burger	1984-87	538	4082	7.587
10. Patrick Nix	1992-95	656	4957	7.556

Pass Completions

Player	Seasons	Att	Yards	Comp
1. Stan White	1990-93	1231	8016	659
2. Bo Nix	2019-21	1057	7251	628
3. Jason Campbell	2001-04	854	7299	552
4. Brandon Cox	2004-07	927	6959	550
5. Jarrett Stidham	2017-18	739	5952	470
6. Pat Sullivan	1969-71	819	6284	452
7. Dameyune Craig	1994-97	782	6026	427
8. Patrick Nix	1992-95	656	4957	386
9. Ben Leard	1997-00	592	4289	359
10. Reggie Slack	1986-89	585	4697	346

Pass Completions Per Game (min. 20 games)

Player	Seasons	Comp	Games	Comp/Gm
1. Bo Nix	2019-21	628	34	18.471
2. Jarrett Stidham	2017-18	470	27	17.410
3. Pat Sullivan	1969-70	452	30	15.067
4. Stan White	1990-93	659	45	14.644
5. Chris Todd	2008-09	284	20	14.200
6. Brandon Cox	2004-07	550	44	12.500
7. Ben Leard	1997-00	359	29	12.379
8. Nick Marshall	2013-14	320	26	12.308
9. Patrick Nix	1992-95	386	32	12.063
10. Jeff Burger	1984-87	331	29	11.414

Career Leaders

Completion Percentage (Min. 150 Completions)

Player	Seasons	Att	Comp	Pct
1. Cam Newton.....	2010	280	185	.661
2. Jason Campbell.....	2001-04	854	552	.646
3. Jarrett Stidham.....	2017-18	739	470	.636
4. Jeremy Johnson.....	2013-17	282	179	.635
5. Jeff Burger.....	1984-87	538	331	.615
6. Sean White.....	2015-16	351	216	.615
7. Ben Leard.....	1997-00	592	359	.606
8. Nick Marshall.....	2013-14	532	320	.602
9. Bo Nix.....	2019-21	1057	628	.594
10. Brandon Cox.....	2004-07	927	550	.593
11. Reggie Slack.....	1986-89	585	346	.591
12. Patrick Nix.....	1992-95	656	386	.588

Yards Per Completion (Min. 100 Completions)

Player	Seasons	Comp	Yards	Yds/Comp
1. Cam Newton.....	2010	185	2854	15.427
2. Charlie Trotman.....	1976-79	134	2024	15.104
3. Pat Washington.....	1982-85	145	2092	14.428
4. Travis Tidwell.....	1946-49	198	2824	14.263
5. Loran Carter.....	1966-68	221	3129	14.158
6. Dameyune Craig.....	1994-97	427	6026	14.112
7. Nick Marshall.....	2013-14	320	4508	14.088
8. Pat Sullivan.....	1969-71	452	6284	13.841
9. Daniel Cobb.....	2000-02	170	2350	13.824
10. Reggie Slack.....	1986-89	346	4697	13.575
11. Phil Gargis.....	1973-76	152	2036	13.395

Touchdown Passes

Player	Seasons	Yards	Int	TD
1. Pat Sullivan.....	1969-71	6284	39	53
2. Jason Campbell.....	2001-04	7299	24	45
3. Brandon Cox.....	2004-07	6959	32	42
4. Stan White.....	1990-93	8016	52	40
5. Dameyune Craig.....	1994-97	6026	24	39
Bo Nix.....	2019-21	7251	16	39
7. Jarrett Stidham.....	2017-18	5952	11	36
8. Nick Marshall.....	2013-14	4508	13	34
9. Patrick Nix.....	1992-95	4957	16	31
10. Cam Newton.....	2010	2854	7	30
11. Ben Leard.....	1997-00	4289	18	28

Touchdown Passes Per Game (min. 20 games)

Player	Seasons	TD	Games	TD/Gm
1. Pat Sullivan.....	1969-71	53	30	1.767
2. Chris Todd.....	2008-09	27	20	1.350
3. Jarrett Stidham.....	2017-18	36	27	1.333
4. Nick Marshall.....	2013-14	34	26	1.308
5. Bo Nix.....	2019-21	39	34	1.147
6. Loran Carter.....	1966-68	25	23	1.087
7. Patrick Nix.....	1992-95	31	32	0.969
8. Ben Leard.....	1997-00	28	29	0.966
9. Brandon Cox.....	2004-07	42	44	0.955
10. Dameyune Craig.....	1994-97	39	41	0.951
11. Jason Campbell.....	2001-04	45	49	0.918

Interceptions Thrown

Player	Seasons	Att	TD	Int
1. Stan White.....	1990-93	1231	40	52
2. Loran Carter.....	1966-68	476	25	47
3. Pat Sullivan.....	1969-71	819	53	39
4. Brandon Cox.....	2004-07	927	42	32
5. Phil Gargis.....	1973-76	341	14	29
6. Travis Tidwell.....	1946-49	415	13	26
7. Jason Campbell.....	2001-04	854	45	24
Dameyune Craig.....	1994-97	782	39	24
9. Reggie Slack.....	1986-89	585	23	23
Jimmy Sidle.....	1962-64	332	9	23

Lowest Interception Percentage (Min. 300 Att.)

Player	Seasons	Int	Att	Pct
1. Jarrett Stidham.....	2017-18	11	739	.0149
2. Bo Nix.....	2019-21	16	1057	.0151
3. Randy Campbell.....	1981-83	5	300	.0167
4. Sean White.....	2015-16	7	351	.0199
5. Patrick Nix.....	1992-95	16	656	.0243
6. Nick Marshall.....	2013-14	13	532	.0244
7. Chris Todd.....	2008-09	12	484	.0248
8. Jason Campbell.....	2001-04	24	854	.0281
9. Ben Leard.....	1997-00	18	592	.0304
10. Dameyune Craig.....	1994-97	24	782	.0307
11. Brandon Cox.....	2004-07	32	927	.0345
12. Jeff Burger.....	1984-87	21	538	.0390

Passing Efficiency (Min. 300 Attempts)

Player	Seasons	Comp	Att	Pct	Yards	TD	Int	Rating
1. Jason Campbell.....	2001-04	552	854	.646	7299	45	24	148.20
2. Nick Marshall.....	2013-14	320	532	.602	4508	34	13	147.53
3. Jarrett Stidham.....	2017-18	470	739	.636	5952	36	11	144.35
4. Sean White.....	2015-16	216	351	.615	2845	10	7	135.04
5. Chris Todd.....	2008-09	284	484	.587	3515	27	12	133.13
6. Patrick Nix.....	1992-95	386	656	.588	4957	31	16	133.02
7. Jeff Burger.....	1984-87	331	538	.615	4082	24	21	132.17
8. Pat Sullivan.....	1969-71	452	819	.552	6284	53	39	132.04
9. Reggie Slack.....	1986-89	346	585	.591	4697	23	23	131.70
10. Ben Leard.....	1997-00	359	592	.606	4289	28	18	131.03
11. Brandon Cox.....	2004-07	525	888	.591	6748	42	31	130.44

Punting

Punts

Player	Seasons	Yards	Avg	No
1. Lewis Colbert.....	1982-85	10179	41.7	244
2. Damon Duval.....	1999-02	9842	43.4	227
3. Steven Clark.....	2010-13	8423	40.7	207
4. Kody Bliss.....	2003-06	8861	43.9	202
Skip Johnston.....	1977-79	7220	42.0	172
5. Tommy Lunceford.....	1965-67	7017	41.0	171
6. Terry Daniel.....	1992-94	7522	44.5	169
7. Jon Kilgore.....	1962-64	6631	40.1	163
8. David Beverly.....	1970-72	6290	39.8	158
10. Brian Shulman.....	1986-88	6580	41.9	157

Punting Yards

Player	Seasons	No	Avg	Yards
1. Lewis Colbert.....	1982-85	244	41.7	10179
2. Damon Duval.....	1999-02	227	43.4	9842
3. Kody Bliss.....	2003-06	202	43.9	8861
4. Steven Clark.....	2010-13	207	40.7	8423
5. Terry Daniel.....	1992-94	169	44.5	7522
6. Skip Johnston.....	1977-79	172	42.0	7220
7. Tommy Lunceford.....	1965-67	171	41.0	7017
8. Jon Kilgore.....	1962-64	163	40.1	6631
9. Brian Shulman.....	1986-88	157	41.9	6580
10. David Beverly.....	1970-72	158	39.8	6290

Punting Average (Min. 50 punts)

Player	Seasons	No	Yards	Avg
1. Terry Daniel.....	1992-94	169	7522	44.51
2. Arryn Siposs.....	2018-19	117	5150	44.00
3. Kody Bliss.....	2003-06	202	8861	43.87
4. Damon Duval.....	1999-02	227	9842	43.40
Oscar Chapman.....	2020-22	140	6076	43.40
6. Jaret Holmes.....	1996-97	110	4676	42.51
7. Skip Johnston.....	1977-79	172	7220	41.98
8. Brian Shulman.....	1986-88	157	6580	41.91
9. Lewis Colbert.....	1982-85	244	10179	41.72
10. Kevin Phillips.....	2015-16	100	4156	41.56

Career Leaders

Receiving

Receptions

Player	Seasons	Yards	Avg	Rec
1. Ryan Davis	2015-18	1555	8.74	178
2. Courtney Taylor	2003-06	2098	13.71	153
3. Karsten Bailey	1995-98	2174	14.49	150
4. Terry Beasley	1969-71	2507	17.78	141
5. Tyrone Goodson	1993-97	2283	16.79	136
Eli Stove	2016-20	1186	8.72	136
7. Seth Williams	2018-20	2124	16.09	132
8. Emory Blake	2009-12	2022	15.80	128
9. Frank Sanders	1991-94	1998	16.51	121
10. Anthony Schwartz	2018-20	1433	12.25	117
11. Darvin Adams	2008-10	1978	17.20	115
12. Rodgeriquis Smith	2004-08	1598	14.02	114
13. Greg Taylor	1987-90	1217	11.93	102
14. Freddy Weygand	1984-88	1946	19.66	99
15. Ricardo Louis	2012-15	1338	13.65	98
16. Ben Obomanu	2002-05	1313	13.54	97
17. Thomas Bailey	1991-94	1243	13.37	93
Lawyer Tillman	1985-88	1808	19.44	93
Quan Bray	2011-14	853	9.17	93
20. Clifton Robinson	1997-00	1167	12.82	91
21. Ronney Daniels	1999-00	1446	16.07	90
22. Freddie Hyatt	1965-67	1396	15.86	88
23. Willie Gosha	1993-96	1048	12.33	85
24. Sammie Coates	2012-14	1757	21.43	82
25. Marcel Willis	1999-02	1022	12.62	81

Receiving Yardage

Player	Seasons	Rec	Yards
1. Terry Beasley	1969-71	141	2507
2. Tyrone Goodson	1993-97	136	2283
3. Karsten Bailey	1995-98	150	2174
4. Seth Williams	2018-20	132	2124
5. Courtney Taylor	2003-06	153	2098
6. Emory Blake	2009-12	128	2022
7. Frank Sanders	1991-94	121	1998
8. Darvin Adams	2008-10	115	1978
9. Freddy Weygand	1984-88	99	1946
10. Lawyer Tillman	1985-88	93	1808
11. Sammie Coates	2012-14	82	1757
12. Darius Slayton	2016-18	79	1605
13. Rodgeriquis Smith	2004-08	114	1598
14. Byron Franklin	1977-80	74	1573
15. Ryan Davis	2015-18	178	1555
16. Ronney Daniels	1999-00	90	1446
17. Anthony Schwartz	2018-20	117	1433
18. Freddie Hyatt	1965-67	88	1396
19. Ricardo Louis	2012-15	98	1338
20. Devin Aromashodu	2002-05	71	1333
21. Alexander Wright	1986-89	56	1320
22. Greg Taylor	1987-90	102	1318
23. Ben Obomanu	2002-05	97	1313
24. Thomas Bailey	1991-94	93	1243
25. Eli Stove	2016-20	136	1186
26. Clifton Robinson	1997-00	91	1167
27. Tim Christian	1966-68	78	1126
28. Terrell Zachery	2007-10	71	1106
29. Willie Gosha	1993-96	85	1048
30. Marcel Willis	1999-02	81	1022

Touchdown Receptions

Player	Seasons	Rec	TD
1. Terry Beasley	1969-71	141	29
2. Ben Obomanu	2002-05	97	18
3. Darvin Adams	2008-10	115	17
Karsten Bailey	1995-98	150	17
Seth Williams	2018-20	132	17
6. Emory Blake	2009-12	128	16
7. Frank Sanders	1991-94	121	15
Byron Franklin	1977-80	74	15
9. Philip Lutzenkirchen	2009-12	59	14
Lawyer Tillman	1985-88	93	14
11. Sammie Coates	2012-14	82	13
12. Ronney Daniels	1999-00	90	12
Tyrone Goodson	1993-97	136	12
Freddie Hyatt	1965-67	88	12

Yards Per Reception (min. 40 receptions)

Player	Seasons	Rec	Yards	Yds/Rec
1. Alexander Wright	1986-89	56	1320	23.57
2. Sammie Coates	2012-14	82	1757	21.43
3. Byron Franklin	1977-80	74	1573	21.26
4. Darius Slayton	2016-18	79	1605	20.32
5. Freddy Weygand	1984-88	99	1946	19.66
6. Jimmy Phillips	1955-57	52	1012	19.46
7. Devin Aromashodu	2002-05	71	1333	18.77
8. Terry Beasley	1969-71	141	2507	17.78
9. Darvin Adams	2008-10	115	1978	17.20
10. Erk Russell	1947-49	41	701	17.10
11. Tyrone Goodson	1993-97	136	2283	16.79
12. Chris Woods	1980-83	52	872	16.77

Pass-Catching Duos

QB/WR	Seasons	Rec
1. Jarrett Stidham/Ryan Davis	2017-18	154
2. Pat Sullivan/Terry Beasley	1969-71	140
3. Bo Nix/Seth Williams	2019-20	105
4. Dameyune Craig/Karsten Bailey	1995-97	98
5. Bo Nix/Anthony Schwartz	2019-20	95
6. Dameyune Craig/Tyrone Goodson	1994-97	89
7. Bo Nix/Eli Stove	2019-20	81
8. Brandon Cox/Courtney Taylor	2004-06	78
Brandon Cox/Rodgeriquis Smith	2005-07	78

Receiving, Tight End

Receptions

Player	Seasons	Yards	Avg	Rec
1. John Samuel Shenker	2018-22	779	11.45	68
2. Cooper Wallace	2002-05	829	13.16	63
3. Philip Lutzenkirchen	2009-12	628	10.64	59
4. Walter Reeves	1986-88	303	5.22	58
5. Robert Johnson	2000-02	741	13.00	57
Fred Baxter	1990-92	767	13.45	57
7. Victor Hall	1989-91	521	9.65	54
8. Tommy Trott	2006-09	474	10.53	45
Lorenzo Diamond	1999-02	521	11.58	45
10. Jeff Parks	1982-85	401	11.79	34

Receiving Yardage

Player	Seasons	Rec	Yards
1. Cooper Wallace	2002-05	63	829
2. John Samuel Shenker	2018-22	68	779
3. Fred Baxter	1990-92	57	767
4. Robert Johnson	2000-02	57	741
5. Philip Lutzenkirchen	2009-12	59	628
6. Victor Hall	1989-91	54	521
Lorenzo Diamond	1999-02	45	521
8. Andy Fuller	1993-95	31	494
9. Tommy Trott	2006-09	45	474
10. C.J. Uzomah	2011-14	29	435

Touchdown Receptions

Player	Seasons	Rec	TD
1. Philip Lutzenkirchen	2009-12	59	14
2. Robert Johnson	2000-02	57	10
3. C.J. Uzomah	2011-14	29	7
4. Andy Fuller	1993-95	31	5
5. Cooper Wallace	2002-05	63	4
Lorenzo Diamond	1999-02	45	4
Dick Hayley	1976-78	11	4
9. Tommy Trott	2006-09	45	3
Gabe McKenzie	2006-08	29	3
Cole Bennett	2003-07	20	3
Jessie McCovery	1994-96	8	3
Fred Baxter	1990-92	57	3
Mike Edwards	1981	9	3
Robby Robinett	1970-71	24	3

Career Leaders

Yards Per Reception (min. 20 receptions)

Player	Seasons	Rec	Yards	Yds/Rec
1. Andy Fuller	1993-95	31	494	19.94
2. C.J. Uzomah	2011-14	29	435	15.00
3. Fred Baxter	1991-92	42	584	13.90
4. Cooper Wallace	2002-05	63	829	13.16
5. Robert Johnson	2000-02	57	741	13.00
6. Jeff Parks	1982-85	34	401	11.79
7. Ed West	1982-83	28	325	11.61
8. Lorenzo Diamond	1999-02	45	521	11.58
9. John Samuel Shenker	2018-22	68	779	11.45
10. Cole Bennett	2003-07	29	312	10.76

Receiving, Running Back

Receptions

Player	Seasons	Yards	Avg	Rec
1. Mario Fannin	2007-10	985	10.15	97
2. James Joseph	1986-90	725	10.51	69
3. Onterio McCalebb	2009-12	620	9.84	63
4. Tank Bigsby	2020-22	448	7.23	62
5. Ronnie Brown	2001-04	667	11.70	57
6. Kerryon Johnson	2015-17	478	8.69	55
7. Stacy Danley	1987-90	337	7.17	47
8. Harold Morrow	1994-95	433	9.41	46
9. Carnell Williams	2001-04	492	11.44	43
10. Reid McMilion	1993	334	7.95	42

Receiving Yardage

Player	Seasons	Rec	Yards
1. Mario Fannin	2007-10	97	985
2. James Joseph	1986-90	69	725
3. Ronnie Brown	2001-04	57	667
4. Onterio McCalebb	2009-12	63	620
5. Carl Stewart	2004-07	39	612
6. Carnell Williams	2001-04	43	492
7. Kerryon Johnson	2015-17	55	478
8. Fred Beasley	1995-97	31	448
9. Tank Bigsby	2020-22	62	448
10. Mickey Zofko	1970	34	443

Touchdown Receptions

Player	Seasons	Rec	TD
1. Mario Fannin	2007-10	97	9
2. James Brooks	1978-80	18	4
3. Onterio McCalebb	2009-12	45	3
Brad Lester	2005-08	26	3
Tre Smith	2002-06	26	3
Fred Beasley	1995-97	31	3
Stephen Davis	1994-95	22	3
Harold Morrow	1994-95	46	3
Tommie Agee	1983-86	28	3
Mickey Zofko	1970	34	3

Yards Per Reception (min. 20 receptions)

Player	Seasons	Rec	Yards	Yds/Rec
1. Carl Stewart	2004-07	39	612	15.69
2. Fred Beasley	1995-97	31	448	14.45
3. Mickey Zofko	1970	34	443	13.03
4. Heath Evans	1998-00	30	354	11.80
5. Ronnie Brown	2001-04	57	667	11.70
6. Joe Frazier	1991-94	21	244	11.62
7. Carnell Williams	2001-04	43	492	11.44
8. James Joseph	1986-90	69	725	10.51
9. Bo Jackson	1982-85	26	272	10.46
10. Mario Fannin	2007-10	96	969	10.09

Rushing

Rushing Attempts

Player	Seasons	Yards	Avg	Att
1. Carnell Williams	2001-04	3831	5.31	741
2. Ben Tate	2006-09	3321	4.90	678
3. Joe Cribbs	1976-79	3368	5.13	657
4. Bo Jackson	1982-85	4303	6.62	650
5. James Brooks	1977-80	3523	5.67	621
6. Tank Bigsby	2020-22	2903	5.38	540
7. Stacy Danley	1987-90	2427	4.61	526
8. Tre Mason	2011-13	2979	5.77	516
9. Stephen Davis	1993-95	2811	5.76	488
10. Secdrick McIntyre	1973-76	1992	4.31	462

Rushing Yardage

Player	Seasons	Att	Avg	Yards
1. Bo Jackson	1982-85	650	6.62	4303
2. Carnell Williams	2001-04	741	5.17	3831
3. James Brooks	1977-80	621	5.67	3523
4. Joe Cribbs	1976-79	657	5.13	3368
5. Ben Tate	2006-09	678	4.90	3321
6. Tre Mason	2011-13	516	5.77	2979
7. Tank Bigsby	2020-22	540	5.38	2903
8. Stephen Davis	1993-95	488	5.76	2811
9. Brent Fullwood	1983-86	390	7.15	2789
10. Ronnie Brown	2000-04	513	5.28	2707
11. Onterio McCalebb	2009-12	406	6.37	2586
12. Kerryon Johnson	2015-17	519	4.81	2494
13. Stacy Danley	1987-90	526	4.61	2427
14. Michael Dyer	2010-11	424	5.51	2335
15. James Joseph	1986-90	452	5.17	2264
16. Cameron Artis-Payne	2013-14	394	5.63	2218
17. Kenny Irons	2005-06	454	4.81	2186
18. James Bostic	1991-93	396	5.26	2084
19. Lionel James	1980-83	348	6.14	2068
20. Secdrick McIntyre	1973-76	462	4.31	1992
21. Fob James	1952-55	317	6.03	1913
22. Phil Gargis	1973-76	456	4.13	1884
23. Nick Marshall	2013-14	325	5.74	1866
24. Tommie Agee	1983-86	356	4.87	1735
25. Jimmy Sidle	1962-64	326	5.22	1703
26. Brad Lester	2004-08	371	4.55	1689
27. Joe Childress	1953-55	321	5.19	1667
28. Curtis Kuykendall	1944-45	217	7.46	1619
29. Rudi Johnson	2000	324	4.84	1567
30. Kam Martin	2016-19	282	5.54	1564
31. Ja'Tarvious Whitlow	2018-19	306	5.07	1550
32. Terry Henley	1970-72	343	4.47	1534
33. Kamryn Pettway	2015-17	285	5.36	1529
34. Tommy Lorino	1956-58	227	6.55	1486
35. Cam Newton	2010	264	5.58	1473
36. Monk Gafford	1940-42	221	6.40	1414
37. Mitzi Jackson	1973-75	243	5.65	1373
38. Mario Fannin	2007-10	233	5.86	1366
39. William Andrews	1976-78	267	5.04	1347
40. Ed Dias	1958-60	261	4.97	1298
41. Jarquez Hunter	2021-22	193	6.53	1261
42. Fred Beasley	1994-97	282	4.40	1241
43. Tom Bryan	1964-66	265	4.32	1144
44. George Peoples	1978-81	239	4.54	1085
45. Tucker Frederickson	1962-64	260	4.15	1079
46. Bobby Hoppe	1955-57	194	5.56	1078
47. Peyton Barber	2014-15	248	4.31	1071
48. Charlie Hataway	1951-53	282	3.74	1055
49. Corey Grant	2012-13	135	7.70	1040
50. Shaun Shivers	2018-21	201	5.07	1020

Career Leaders

Rushing Yardage, Quarterback

Player	Seasons	Att	Avg	Yards
1. Phil Gargis.....	1973-76	456	4.18	1884
2. Nick Marshall.....	2013-14	325	5.74	1866
3. Cam Newton.....	2010	364	5.58	1473
4. Jimmy Sidle.....	1962-64	326	4.29	1400
5. Travis Tidwell.....	1946-49	440	2.26	996
6. Bo Nix.....	2019-21	262	3.32	869
7. Robby Ashford.....	2022	152	4.67	710
8. Charles Thomas.....	1978-81	215	3.21	692
9. Kodi Burns.....	2007-08	208	2.95	614
10. Pat Sullivan.....	1969-71	151	3.71	560

Note: Sidle rushed for 1703 yards in his career, but 303 were accumulated as a tailback. Burns rushed for 794 yards in his career, but 180 were accumulated as a wide receiver.

Rushing Touchdowns

Player	Seasons	Att	Yards	Avg	TD
1. Carnell Williams.....	2001-04	741	3831	5.17	45
2. Bo Jackson.....	1982-85	650	4303	6.62	43
3. Joe Cribbs.....	1976-79	657	3368	5.13	34
4. Tre Mason.....	2011-13	516	2979	5.77	32
Kerryon Johnson.....	2015-17	519	2494	4.81	32
6. Stephen Davis.....	1993-95	488	2811	5.76	30
7. Ronnie Brown.....	2000-04	513	2707	5.28	29
8. Tank Bigsby.....	2020-22	540	2903	5.38	25
9. Onterio McCalebb.....	2009-12	406	2586	6.37	24
Ben Tate.....	2006-09	678	3321	4.90	24
Brent Fullwood.....	1983-86	390	2789	7.15	24
James Brooks.....	1977-80	621	3523	5.67	24

Yards Per Game (Min. 18 games)

Player	Seasons	Yards	Games	Yds/Gm
1. Bo Jackson.....	1982-85	4303	38	113.2
2. Kenny Irons.....	2005-06	2186	23	95.0
3. James Brooks.....	1977-80	3523	38	92.7
4. Carnell Williams.....	2001-04	3831	42	91.2
5. Stephen Davis.....	1993-95	2811	31	90.7
6. Curtis Kuykendall.....	1944-45	1619	18	89.9
7. Michael Dyer.....	2010-11	2335	26	89.8
8. Joe Cribbs.....	1976-79	3368	38	88.6
9. Tank Bigsby.....	2020-22	2903	35	82.9
10. Cameron Artis-Payne.....	2013-14	2218	27	82.1
11. Tre Mason.....	2011-13	2979	38	78.4
12. Nick Marshall.....	2013-14	1866	26	71.8
13. Brent Fullwood.....	1983-86	2789	39	71.5
14. Ben Tate.....	2006-09	3321	47	70.7

Yards Per Carry (min. 300 attempts)

Player	Seasons	Yards	Att	Avg
1. Brent Fullwood.....	1983-86	2789	390	7.15
2. Bo Jackson.....	1982-85	4303	650	6.62
3. Onterio McCalebb.....	2009-12	2586	406	6.37
4. Lionel James.....	1980-83	2138	348	6.14
5. Fob James.....	1952-55	1913	317	6.03
6. Tre Mason.....	2011-13	2979	516	5.77
7. Stephen Davis.....	1993-95	2811	488	5.76
8. Nick Marshall.....	2013-14	1866	325	5.74
9. James Brooks.....	1977-80	3523	621	5.67
10. Cameron Artis-Payne.....	2013-14	2218	394	5.63
11. Tank Bigsby.....	2020-22	2903	540	5.38
12. Ronnie Brown.....	2000-04	2707	513	5.28
13. James Bostic.....	1991-93	2084	396	5.26

Scoring

Scoring

Player	Seasons	TD	FG	PAT	Pts
1. Daniel Carlson.....	2014-17	1	92	198	480
2. Anders Carlson.....	2018-22	0	79	173	410
3. Wes Byrum.....	2007-10	0	60	183	363
4. John Vaughn.....	2003-06	0	50	162	312
5. Carnell Williams.....	2001-04	46	0	0	276
6. Bo Jackson.....	1982-85	45	0	*2	274
7. Damon Duval.....	1999-02	1	45	125	266
8. Cody Parkey.....	2010-13	0	39	136	253
9. Al Del Greco.....	1980-83	0	42	110	236
10. Win Lyle.....	1987-89	0	45	95	230
11. Joe Cribbs.....	1976-79	35	0	*3	216
12. Tre Mason.....	2011-13	35	0	0	210
13. Stephen Davis.....	1993-95	34	0	0	204
Kerryon Johnson.....	2015-17	34	0	0	204
15. Jorge Portela.....	1977-79	0	38	74	188

* - two-point conversions

Most Points Kicking

Player	Seasons	FG	PAT	Pts
1. Daniel Carlson.....	2014-17	92	198	474
2. Anders Carlson.....	2018-22	79	173	410
3. Wes Byrum.....	2007-10	60	183	363
4. John Vaughn.....	2003-06	50	162	312
5. Damon Duval.....	1999-02	45	125	260
6. Cody Parkey.....	2010-13	39	136	253
7. Al Del Greco.....	1980-83	42	110	236
8. Win Lyle.....	1987-89	45	95	230
9. Jorge Portela.....	1977-79	38	74	188
10. John Riley.....	1967-69	31	80	173
11. Scott Etheridge.....	1992-93	34	65	167
Gardner Jett.....	1970-72	23	98	167

Field Goals Made

Player	Seasons	Pct	FGA	FGM
1. Daniel Carlson.....	2014-17	.807	114	92
2. Anders Carlson.....	2018-22	.718	110	79
3. Wes Byrum.....	2007-10	.750	80	60
4. John Vaughn.....	2003-06	.725	69	50
5. Damon Duval.....	1999-02	.608	74	45
Win Lyle.....	1987-89	.763	59	45
7. Al Del Greco.....	1980-83	.609	69	42
8. Cody Parkey.....	2010-13	.745	53	39
9. Jorge Portela.....	1977-79	.613	62	38
10. Scott Etheridge.....	1992-93	.791	43	34
11. Jim Von Wyl.....	1990-91	.667	48	32
12. John Riley.....	1967-69	.492	63	31

Field Goals Attempted

Player	Seasons	FGM	FGA
1. Daniel Carlson.....	2014-17	92	114
2. Anders Carlson.....	2018-22	79	110
3. Wes Byrum.....	2007-10	60	80
4. Damon Duval.....	1999-02	45	74
5. John Vaughn.....	2003-06	50	69
Al Del Greco.....	1980-83	42	69
7. John Riley.....	1967-69	31	63
8. Jorge Portela.....	1977-79	38	62
9. Win Lyle.....	1987-89	45	59
10. Cody Parkey.....	2010-13	39	53
11. Jim Von Wyl.....	1990-91	32	48
12. Scott Etheridge.....	1992-93	34	43
Neil O'Donoghue.....	1975-76	23	43
Woody Woodall.....	1961-63	19	43

Career Leaders

Field Goal Percentage (Min. 10 Made)

Player	Seasons	FGM	FGA	Pct
1. Daniel Carlson	2014-17	92	114	.807
2. Scott Etheridge	1992-93	34	43	.791
3. Matt Hawkins	1994-95	26	33	.788
4. Win Lyle	1987-89	45	59	.763
5. Wes Byrum	2007-10	60	80	.750
6. Cody Parkey	2010-13	39	53	.736
7. Jaret Holmes	1996-97	27	37	.730
8. John Vaughn	2003-06	50	69	.725
9. Anders Carlson	2018-22	79	110	.718
10. Ed Dyas	1958-60	17	24	.708
11. Gardner Jett	1970-72	23	34	.676
12. Jim Von Wyl	1990-91	32	48	.667
Robert McGinty	1984	12	18	.667

PATs Made

Player	Seasons	Pct	Att	Made
1. Daniel Carlson	2014-17	1.000	198	198
2. Wes Byrum	2007-10	.984	186	183
3. Anders Carlson	2018-22	.983	176	173
4. John Vaughn	2003-06	.994	163	162
5. Cody Parkey	2010-13	.986	138	136
6. Damon Duval	1999-02	1.000	125	125
7. Al Del Greco	1980-83	.991	111	110
8. Gardner Jett	1970-72	.942	104	98
9. Win Lyle	1987-89	.990	96	95
10. Matt Hawkins	1994-95	.932	88	82
11. John Riley	1967-69	.860	93	80
12. Jaret Holmes	1996-97	.963	82	79
Jorge Portela	1977-79	.949	78	74

PATs Attempted

Player	Seasons	Made	Pct	Att
1. Daniel Carlson	2014-17	198	1.000	198
2. Wes Byrum	2007-10	183	.984	186
3. Anders Carlson	2018-22	173	.983	176
4. John Vaughn	2003-06	162	.994	163
5. Cody Parkey	2010-13	136	.986	138
6. Damon Duval	1999-02	125	1.000	125
7. Al Del Greco	1980-83	110	.991	111
8. Gardner Jett	1970-72	98	.942	104
9. Win Lyle	1987-89	95	.990	96
10. John Riley	1967-69	80	.860	93
11. Matt Hawkins	1994-95	82	.932	88
12. Jaret Holmes	1996-97	79	.963	82

PAT Percentage (Min. 30 made)

Player	Seasons	Made	Att	Pct
1. Daniel Carlson	2014-17	198	198	1.000
Damon Duval	1999-02	125	125	1.000
Scott Etheridge	1992-93	65	65	1.000
Anders Carlson	2018	44	44	1.000
5. John Vaughn	2003-06	162	163	.994
6. Al Del Greco	1980-83	110	111	.991
7. Win Lyle	1987-89	95	96	.990
8. Cody Parkey	2010-13	136	138	.986
9. Wes Byrum	2007-10	183	186	.984
Chris Knapp	1985-86	62	63	.984
11. Anders Carlson	2018-22	173	176	.983
12. Neil O'Donoghue	1975-76	32	33	.970

Total Touchdowns Scored

Player	Seasons	Rush/Rec/KR/PR	Tot
1. Carnell Williams	2001-04	45/1/0/0	46
2. Bo Jackson	1982-85	43/2/0/0	45
3. Joe Cribbs	1976-79	34/1/0/0	35
Tre Mason	2011-13	32/1/2/0	35
5. Stephen Davis	1993-95	30/4/0/0	34
Kerryon Johnson	2015-17	32/2/0/0	34
7. Terry Beasley	1969-71	1/29/0/0	30
James Brooks	1977-80	24/5/1/0	30
Ronnie Brown	2001-04	28/2/0/0	30
10. Onterio McCalebb	2009-12	24/3/2/0	29
11. Brent Fullwood	1983-86	24/0/1/0	25
Tank Bigsby	2020-22	25/0/0/0	25

Total Offense

Total Offense

Player	Seasons	Plays	Rush	Pass	Total
1. Bo Nix	2019-21	1319	869	7251	8120
2. Stan White	1990-93	1481	-96	8016	7920
3. Jason Campbell	2001-04	1103	307	7299	7606
4. Pat Sullivan	1969-71	974	569	6284	6843
5. Brandon Cox	2004-07	1036	-416	6959	6543
6. Dameyune Craig	1994-97	1052	429	6026	6455
7. Nick Marshall	2013-14	857	1866	4508	6374
8. Jarrett Stidham	2017-18	914	154	5952	6106
9. Patrick Nix	1992-95	752	124	4957	5081
10. Reggie Slack	1986-89	692	-45	4697	4652
11. Cam Newton	2010	544	1473	2854	4327
12. Bo Jackson	1982-85	651	4303	0	4303
13. Ben Leard	1997-00	670	-200	4289	4089

Touchdowns Responsible For (Rush & Pass)

Player	Seasons	Rush	Pass	TD
1. Pat Sullivan	1969-71	18	53	71
2. Dameyune Craig	1994-97	19	39	58
3. Nick Marshall	2013-14	23	34	57
Bo Nix	2019-21	18	39	57
5. Jason Campbell	2001-04	9	45	54
6. Stan White	1990-93	11	40	51
7. Cam Newton	2010	20	30	50
8. Brandon Cox	2004-07	4	42	46
Carnell Williams	2001-04	45	1	46
10. Bo Jackson	1982-85	43	0	43
Jarrett Stidham	2017-18	7	36	43
12. Patrick Nix	1992-95	9	31	40
13. Kerryon Johnson	2015-17	32	2	*36
14. Joe Cribbs	1976-79	34	0	34

*includes 2 TD receptions

Career Statistical Leaders

Rushing



1. Bo Jackson (1982-85) 4,303

Year	G	NO	YDS	AVG	TD	LP	Yds/Gm
1982	11	127	829	6.5	9	53	75.4
1983	11	158	1213	7.7	12	80	110.3
1984	6	87	475	5.5	5	53	79.2
1985	11	278	1786	6.4	17	76	162.4
Total	39	650	4303	6.6	43	80	110.3


Best Game: 290 vs. SW Louisiana (9/7/1985), 23 att., 4 TD



6. Tre Mason (2011-13) 2,979

Year	G	NO	YDS	AVG	TD	LP	Yds/Gm
2011	12	28	161	5.8	1	22	13.4
2012	12	171	1002	5.9	8	86	83.5
2013	14	317	1816	5.7	23	53	129.7
Total	38	516	2979	5.8	32	86	78.4

Best Game: 304 vs. Miz/SECCG (12/7/13), 46 att., 4 TD



2. Carnell Williams (2001-04) 3,831

Year	G	NO	YDS	AVG	TD	LP	Yds/Gm
2001	9	120	614	5.1	6	55	68.2
2002	7	141	745	5.3	10	65	106.4
2003	13	241	1307	5.4	17	80	100.5
2004	13	239	1165	4.9	12	36	89.6
Total	42	741	3831	5.2	45	80	91.2

Best Game: 204 vs. Alabama (11/22/2003), 26 att, 2 TD



7. Tank Bigsby (2020-22) 2,903

Year	G	NO	YDS	AVG	TD	LP	Yds/Gm
2020	10	138	834	6.0	5	42	83.4
2021	13	223	1099	4.9	10	51	84.5
2022	12	179	970	5.4	10	50	80.8
Total	35	540	2903	5.4	25	51	82.9

Best Game: 192 at Mississippi State (2020), 26 att.



3. James Brooks (1977-80) 3,523

Year	G	NO	YDS	AVG	TD	LP	Yds/Gm
1977	11	107	467	4.4	2	25	42.4
1978	4	90	534	5.9	3	72	133.5
1979	11	163	1208	7.4	10	79	109.8
1980	11	261	1314	5.0	9	55	119.5
Total	37	621	3523	5.7	24	79	92.7

Best Game: 226 vs. Kansas St. (9/16/1978), 30 att., 3 TD



8. Stephen Davis (1993-95) 2,811

Year	G	NO	YDS	AVG	TD	LP	Yds/Gm
1993	9	87	480	5.5	3	48	53.3
1994	11	221	1263	5.7	13	53	114.8
1995	11	180	1068	5.9	14	46	97.1
Total	31	488	2811	5.8	30	53	90.7

Best Game: 246 vs. Arkansas (10/29/1994), 27 att., 3 TD



4. Joe Cribbs (1976-79) 3,368

Year	G	NO	YDS	AVG	TD	LP	Yds/Gm
1976	6	43	171	3.9	0	31	28.5
1977	10	161	872	5.4	4	85	87.2
1978	10	253	1205	4.8	16	60	120.5
1979	11	200	1120	5.6	14	77	109.8
Total	37	657	3368	5.1	34	85	91.0


Best Game: 250 vs. Georgia (11/18/1978), 34 att., 2 TD



9. Brent Fullwood (1983-86) 2,789

Year	G	NO	YDS	AVG	TD	LP	Yds/Gm
1983	5	14	86	6.1	1	18	17.2
1984	12	117	628	5.4	7	65	52.3
1985	10	92	684	7.4	6	70	68.4
1986	11	167	1391	8.3	10	88	126.5
Total	39	390	2789	7.2	24	88	71.5


Best Game: 207 vs. Tennessee (9/27/1986), 18 att., 1 TD



5. Ben Tate (2006-09) 3,321

Year	G	NO	YDS	AVG	TD	LP	Yds/Gm
2006	9	54	392	7.3	3	42	43.6
2007	13	202	903	4.5	8	44	69.5
2008	12	159	664	4.2	3	49	55.3
2009	13	263	1362	5.2	10	60	104.8
Total	47	678	3321	4.9	24	60	70.7

Best Game: 184 at Arkansas (10/10/2009), 22 att., 2 TD



10. Ronnie Brown (2000-04) 2,707

Year	G	NO	YDS	AVG	TD	LP	Yds/Gm
2000	2	6	10	1.7	0	4	5.0
2001	10	84	330	3.9	2	43	32.5
2002	12	175	1008	5.8	13	55	84.0
2003	11	95	446	4.7	5	29	40.5
2004	12	153	913	6.0	8	59	76.1
Total	47	513	2707	5.3	28	59	57.6

Best Game: 224 vs. Ole Miss (11/2/2002), 33 att.

Career Statistical Leaders


Passing



1. Stan White (1990-93) 8,016

Year	G	CMP	ATT	PCT	YDS	TD	INT	Y/Gm
1990	11	180	338	.533	2242	14	14	203.8
1991	11	158	317	.498	1927	8	14	175.2
1992	11	157	305	.515	1790	5	16	162.7
1993	11	164	271	.605	2057	13	8	187.0
Total	44	659	1231	.535	8016	40	52	182.2

Best Game: 351 vs. Indiana (12/29/90), 31-43, 1 TD



2. Jason Campbell (2001-04) 7,299

Year	G	CMP	ATT	PCT	YDS	TD	INT	Y/Gm
2001	9	89	142	.627	1117	4	4	124.1
2002	13	94	149	.631	1215	11	5	93.5
2003	13	181	293	.618	2267	10	8	174.4
2004	13	188	270	.696	2700	20	7	207.7
Total	48	552	854	.646	7299	45	24	152.1


Best Game: 374 vs. Tennessee (12/4/04), 27-35, 3 TD



3. Bo Nix (2019-21) 7,251

Year	G	CMP	ATT	PCT	YDS	TD	INT	Y/Gm
2019	13	217	377	.576	2542	16	6	195.5
2020	11	214	357	.599	2415	12	7	219.5
2021	10	197	323	.610	2294	11	3	229.4
Total	34	628	1057	.594	7251	39	16	213.3

Best Game: 377 vs. Mississippi State (11/13/21), 27-41



4. Brandon Cox (2004-07) 6,959

Year	G	CMP	ATT	YDS	PCT	TD	INT	Y/Gm
2004	7	22	34	357	.647	4	2	51.0
2005	11	177	306	2324	.578	15	8	211.3
2006	13	163	271	2198	.601	14	9	169.1
2007	13	188	316	2080	.595	9	13	160.0
Total	44	550	927	6959	.593	42	32	158.2


Best Game: 342 vs. Georgia Tech (9/3/05), 22-44, 2 TD



5. Pat Sullivan (1969-71) 6,284

Year	G	CMP	ATT	YDS	PCT	TD	INT	Y/Gm
1969	10	123	257	1686	.478	16	16	168.6
1970	10	167	281	2586	.590	17	12	258.6
1971	10	162	281	2012	.576	20	11	201.2
Total	30	452	819	6284	.552	53	30	209.5

Best Game: 366 vs. Florida (10/31/70), 21-27, 4 TD



6. Dameyune Craig (1994-97) 6,026

Year	G	CMP	ATT	PCT	YDS	TD	INT	Y/Gm
1994	7	14	29	.483	185	1	0	26.4
1995	12	28	40	.700	268	4	1	24.4
1996	12	169	310	.545	2296	16	10	208.7
1997	13	216	403	.536	3277	18	13	273.1
Total	44	427	782	.546	6026	39	24	147.0

Best Game: 394 vs. Miss. State (10/12/96), 28-41, 4 TD



7. Jarrett Stidham (2017-18) 5,952

Year	G	CMP	ATT	PCT	YDS	TD	INT	Y/Gm
2017	14	246	370	.665	3158	18	6	225.6
2018	13	224	369	.607	2794	18	5	214.9
Total	27	470	739	.636	5952	36	11	220.4


Best Game: 373 vs. Purdue (12/28/2018), 15-21, 5 TD



8. Patrick Nix (1992-95) 4,957

Year	G	CMP	ATT	PCT	YDS	TD	INT	Y/Gm
1992	5	6	11	.545	46	1	0	9.2
1993	5	10	15	.667	131	2	0	26.2
1994	11	169	299	.565	2206	13	7	200.6
1995	11	201	331	.607	2574	15	9	234.0
Total	32	386	656	.588	4957	31	16	154.9


Best Game: 387 vs. Arkansas (10/28/95), 34-52, 2 TD, 2 int



9. Reggie Slack (1986-89) 4,697

Year	G	CMP	ATT	PCT	YDS	TD	INT	Y/Gm
1986	6	13	25	.520	191	0	1	31.8
1987	3	17	29	.586	280	3	1	93.3
1988	11	168	279	.602	2230	9	11	202.7
1989	11	148	252	.587	1996	11	10	181.5
Total	31	346	585	.591	4697	23	23	151.5

Best Game: 290 vs. Kansas (9/17/88), 12-16, 4 TD



10. Nick Marshall (2013-14) 4,508

Year	G	CMP	ATT	PCT	YDS	TD	INT	Y/Gm
2013	13	142	239	.594	1976	14	6	152.0
2014	13	178	293	.608	2352	20	6	194.7
Total	26	320	532	.602	4508	34	12	173.4

Best Game: 456 at Alabama (11/29/14), 27-43, 3 TD

Career Statistical Leaders


Total Offense



1. Bo Nix (2019-21) **8,120**

Year	G	Plays	Rush	Pass	Total	Y/Ply	Y/Gm
2019	13	474	313	2542	2855	6.0	219.6
2020	11	465	388	2415	2803	6.0	254.8
2021	10	380	168	2294	2462	6.5	246.2
Total	34	1319	869	7251	8120	6.2	238.8

Best Game: 391 vs. Mississippi St. (9/28/19), 56 rush/335 pass



6. Dameyune Craig (1994-97) **6,461**

Year	G	Plays	Rush	Pass	Total	Y/Ply	Y/Gm
1994	7	58	100	185	285	4.9	40.7
1995	11	62	122	268	390	6.3	35.5
1996	11	433	207	2296	2503	5.8	227.5
1997	12	499	0	3277	3277	6.6	273.1
Total	41	1052	435	6026	6461	6.1	157.4


Best Game: 445 vs. Army/Independence Bowl (12/31/96), 75 rush/370 pass



2. Stan White (1990-93) **7,920**

Year	G	Plays	Rush	Pass	Total	Y/Ply	Y/Gm
1990	11	376	-109	2242	2133	6.0	203.8
1991	11	374	-3	1927	1924	5.1	174.9
1992	11	381	-17	1790	1773	4.7	161.2
1993	11	350	33	2057	2090	6.0	190.0
Total	44	1481	-96	8016	7920	5.3	180.0


Best Game: 325 vs. Tennessee (9/29/90), -13 rush/338 pass



7. Nick Marshall (2013-14) **6,374**

Year	G	Plays	Rush	Pass	Total	Y/Ply	Y/Gm
2013	13	411	1068	1976	3044	7.4	234.2
2014	13	446	798	2532	3330	7.5	256.2
Total	26	857	1866	4508	6374	7.4	245.2


Best Game: 505 at Alabama (11/29/14), 49 rush/456 pass



3. Jason Campbell (2001-04) **7,606**

Year	G	Plays	Rush	Pass	Total	Y/Ply	Y/Gm
2001	9	188	72	1117	1189	6.3	132.1
2002	13	221	206	1215	1421	6.4	109.3
2003	13	366	-1	2267	2266	6.2	174.3
2004	13	328	30	2700	2730	8.3	210.0
Total	48	1103	307	7299	7606	6.9	158.5

Best Game: 431 vs. Tennessee (12/4/04), 57 rush/374 pass



8. Jarrett Stidham (2017-18) **6,106**

Year	G	Plays	Rush	Pass	Total	Y/Ply	Y/Gm
2017	14	473	153	3158	3311	7.0	236.5
2018	13	441	1	2794	2795	6.3	215.0
Total	27	914	154	5952	6106	6.7	226.1

Best Game: 387 vs. Mercer (9/16/2017); 23 rush/364 pass



4. Pat Sullivan (1969-71) **6,843**

Year	G	Plays	Rush	Pass	Total	Y/Ply	Y/Gm
1969	10	313	205	1686	1891	6.0	189.1
1970	10	333	270	2586	2856	8.6	258.6
1971	10	328	84	2012	2096	6.4	209.6
Total	30	974	569	6284	6843	7.0	228.1

Best Game: 386 vs. Ole Miss (1/2/71), 35 rush/351 pass



9. Patrick Nix (1992-95) **5,081**

Year	G	Plays	Rush	Pass	Total	Y/Ply	Y/Gm
1992	5	13	20	46	66	5.1	13.2
1993	5	20	-19	131	112	5.6	22.4
1994	11	340	59	2206	2265	6.5	205.9
1995	11	379	64	2574	2638	7.0	239.8
Total	32	752	124	4957	5081	6.8	158.8

Best Game: 422 at Arkansas (10/28/95), 35 rush/387 pass



5. Brandon Cox (2004-07) **6,543**

Year	G	Plays	Rush	Pass	Total	Y/Ply	Y/Gm
2004	7	43	-18	357	339	7.9	48.4
2005	11	350	-125	2324	2199	6.3	199.9
2006	13	322	-177	2198	2021	6.3	155.5
2007	13	363	-96	2080	1984	5.5	152.6
Total	44	1078	-416	6959	6543	6.1	148.7

Best Game: 307 vs. Georgia Tech (9/3/05), -35 rush/342 pass



10. Reggie Slack (1986-89) **4,652**

Year	G	Plays	Rush	Pass	Total	Y/Ply	Y/Gm
1986	6	33	-12	191	179	5.4	29.8
1987	3	34	-19	280	261	7.7	87.0
1988	11	318	-17	2230	2213	7.0	201.2
1989	11	307	3	1996	1999	6.5	181.7
Total	31	692	-45	4697	4652	6.7	150.1

Best Game: 292 vs. Kansas (9/17/88), 2 rush/290 pass

Career Statistical Leaders


Receiving



1. Ryan Davis (2015-18) 178

Year	REC	YDS	AVG	TD	LP
2015	0	0	0.0	0	-
2016	25	194	7.8	1	23
2017	84	815	9.7	5	75
2018	69	546	7.9	1	26
Total	178	1555	8.7	7	75

Best Game: 139 vs. Alabama (11/25/17), 11 rec.



T-5. Eli Stove (2016-20) 136

Year	REC	YDS	AVG	TD	LP
2016	23	224	9.7	0	55
2017	29	265	9.1	0	57
2018	3	17	5.7	0	8
2019	37	321	8.7	3	49
2020	44	359	8.2	3	38
Total	136	1186	8.7	6	57

Best Game: 88 vs. Kent State (9/14/19), 6 rec., 1 TD



2. Courtney Taylor (2003-06) 153

Year	REC	YDS	AVG	TD	LP
2003	34	379	11.1	0	39
2004	43	737	17.1	6	56
2005	22	278	12.6	1	36
2006	54	704	13.0	2	57
Total	153	2098	13.7	9	57


Best Game: 116 vs. Arkansas State (11/4/06), 4 rec., 1 TD



7. Seth Williams (2018-20) 132

Year	REC	YDS	AVG	TD	LP
2018	26	534	20.5	5	62
2019	59	830	14.1	8	48
2020	47	760	16.2	4	58
Total	132	2124	16.1	17	62

Best Game: 150 at Ole Miss (10/24/20), 8 rec., 1 TD



3. Karsten Bailey (1995-98) 150

Year	REC	YDS	AVG	TD	LP
1995	9	91	10.1	0	17
1996	45	592	13.2	3	57
1997	53	840	15.8	7	77
1998	43	651	15.1	7	58
Total	150	2174	14.5	17	77

Best Game: 151 vs. Virginia (9/4/97), 4 rec., 2 TD



8. Emory Blake (2009-12) 128

Year	REC	YDS	AVG	TD	LP
2009	9	66	7.3	0	16
2010	33	554	16.8	8	94
2011	36	613	16.8	5	56
2012	50	789	15.8	3	54
Total	128	2022	15.8	16	94


Best Game: 118 vs. Arkansas (10/6/12), 10 rec, 1 TD



4. Terry Beasley (1969-71) 141

Year	REC	YDS	AVG	TD	LP
1969	34	610	17.9	6	42
1970	52	1051	20.2	11	80
1971	55	846	15.4	12	70
Total	141	2507	17.8	29	80

Best Game: 194 vs. Kentucky (10/2/71), 9 rec., 1 TD



9. Frank Sanders (1991-94) 121

Year	REC	YDS	AVG	TD	LP
1991	2	42	21.0	0	29
1992	13	204	15.7	2	33
1993	48	842	17.5	6	57
1994	58	910	15.7	7	68
Total	121	1998	16.5	15	68

Best Game: 175 vs. Mississippi State (10/8/94), 6 rec., 2 TD



T-5. Tyrone Goodson (1993-97) 136

Year	REC	YDS	AVG	TD	LP
1993	1	32	32.0	0	32
1994	14	106	7.6	0	21
1995	37	597	16.1	1	46
1996	36	642	17.8	6	51
1997	48	906	18.9	5	69
Total	136	2283	16.8	12	69

Best Game: 149 vs. Central Florida (9/27/97), 5 rec.



10. Anthony Schwartz (2018-20) 117

Year	REC	YDS	AVG	TD	LP
2018	22	357	16.2	2	76
2019	41	438	10.7	1	50
2020	54	636	11.8	3	91
Total	117	1433	12.2	6	91

Best Game: 123 vs. LSU (10/31/20), 4 rec., 1 TD

Career Statistical Leaders

Kickoff Returns



1. James Brooks (1977-80) 1,726

Year	NO	YDS	AVG	TD	LP
1977	27	654	24.2	0	46
1978	12	269	22.4	0	49
1979	21	577	27.5	0	64
1980	8	226	28.3	1	94
Total	68	1726	25.4	1	94

Best Game: 119 yds. vs. Duke (9/20/80), 3 ret.



6. Tre Mason (2011-13) 1,107

Year	NO	YDS	AVG	TD	LP
2011	24	633	26.4	1	97
2012	3	79	26.3	0	32
2013	15	395	26.3	1	100
Total	42	1107	26.4	2	100

Best Game: 176 yds. vs. Utah State (9/3/11), 4 ret., 1 TD



2. Demond Washington (2009-10) 1,614

Year	NO	YDS	AVG	TD	LP
2009	16	497	31.1	1	99
2010	46	1117	24.3	1	95
Total	62	1614	26.0	2	99


Best Game: 20 yds. at Georgia (11/14/09), 5 ret., 1 TD



7. Markeith Cooper (1996-99) 1,077

Year	NO	YDS	AVG	TD	LP
1996	0	0	0.0	0	0
1997	20	477	23.9	0	47
1998	18	447	24.8	0	56
1999	7	153	21.9	0	46
Total	45	1077	23.9	0	56


Best Game: 129 yds. vs. Alabama (11/21/98), 4 ret.



3. Thomas Bailey (1991-94) 1,521

Year	NO	YDS	AVG	TD	LP
1991	24	591	24.6	0	53
1992	11	209	19.0	0	40
1993	26	504	19.4	0	31
1994	13	217	16.7	0	23
Total	74	1521	20.6	0	53


Best Game: 140 yds. vs. Florida (11/2/91), 5 ret.



8. Tim Carter (1998-2001) 1,051

Year	NO	YDS	AVG	TD	LP
1998	0	0	0.0	0	0
1999	12	279	23.2	0	40
2000	19	461	24.3	1	100
2001	13	311	23.9	0	68
Total	44	1051	23.9	1	100

Best Game: 139 yds. vs. LSU (9/16/00), 3 ret., 1 TD



4. Tristan Davis (2005-08) 1,455

Year	NO	YDS	AVG	TD	LP
2005	0	0	0.0	0	0
2006	28	756	27.0	0	58
2007	3	42	14.0	0	23
2008	24	657	27.4	2	97
Total	55	1455	26.5	2	97


Best Game: 182 yds. vs. Arkansas (10/11/08), 5 ret.



9. Noah Igbinoghene (2017-19) 996

Year	NO	YDS	AVG	TD	LP
2017	24	571	23.8	0	70
2018	11	108	9.8	1	96
2019	8	317	39.6	1	96
Total	43	996	23.2	2	96


Best Game: 174 vs. UCF (1/1/2018); 6 ret.



5. Onterio McCalebb (2009-12) 1,360

Year	NO	YDS	AVG	TD	LP
2009	11	272	24.7	0	52
2010	8	227	28.4	0	99
2011	11	338	30.7	1	83
2012	23	523	22.7	1	100
Total	53	1360	25.7	2	100

Best Game: 138 yds. at Mississippi State (9/8/12), 3 ret., 1 TD



10. Robert Baker (1995-96) 979

Year	NO	YDS	AVG	TD	LP
1995	25	525	21.0	0	36
1996	21	454	21.6	0	36
Total	46	979	21.3	0	36

Best Game: 137 yds. at Florida (10/19/96), 5 ret.

Career Statistical Leaders

Punting



1. Terry Daniel (1992-94) 44.5

Year	NO	YDS	AVG	LP
1992	65	2771	42.6	68
1993	51	2393	46.9	71
1994	53	2358	44.5	62
Total	169	7522	44.5	71


Best Punt: 71 vs. Florida (10/16/93)



6. Jaret Holmes (1996-97) 42.5

Year	NO	YDS	AVG	LP
1996	48	2017	42.0	60
1997	62	2659	42.9	62
Total	110	4676	42.5	62

Best Punt: 62 vs. Mississippi State (11/1/1997)



2. Arryn Siposs (2018-19) 44.0

Year	NO	YDS	AVG	LP
2018	56	2476	44.2	60
2019	61	2674	43.8	55
Total	117	5150	44.0	60

Best Punt: 60 vs. Arkansas (9/22/2018)



7. Skip Johnston (1977-79) 42.0

Year	NO	YDS	AVG	LP
1977	55	2243	40.8	65
1978	67	2857	42.6	65
1979	50	2120	42.4	57
Total	172	7220	42.0	65

Best Punt: 65 vs. Ga. Tech (10/15/77) and Florida (11/4/78)



3. Kody Bliss (2003-06) 43.9

Year	NO	YDS	AVG	LP
2003	64	2748	42.9	62
2004	47	1989	42.3	61
2005	44	1975	44.9	63
2006	47	2149	45.7	71
Total	202	8861	43.9	71

Best Punt: 71 vs. Tulane (10/21/2006)



8. Brian Shulman (1986-88) 41.9

Year	NO	YDS	AVG	LP
1986	49	2161	44.1	57
1987	58	2358	40.7	53
1988	50	2061	41.2	55
Total	157	6580	41.9	57


Best Punt: 57 vs. UT-Chattanooga (9/6/1986)



4. Damon Duval (1999-2002) 43.4

Year	NO	YDS	AVG	LP
1999	57	2443	42.9	67
2000	65	2811	43.2	71
2001	51	2244	44.0	60
2002	54	2344	43.4	69
Total	227	9842	43.4	71

Best Punt: 71 vs. Northern Illinois (9/23/2000)



9. Lewis Colbert (1982-85) 41.7

Year	NO	YDS	AVG	LP
1982	70	2841	40.6	57
1983	55	2251	40.9	60
1984	62	2477	40.0	62
1985	57	2610	45.8	77
Total	244	10179	41.7	77

Best Punt: 77 vs. SW Louisiana (9/7/1985)



Oscar Chapman (2020-22) 43.4

Year	NO	YDS	AVG	LP
2020	28	1148	41.0	67
2021	57	2515	44.1	65
2022	55	2413	43.9	61
Total	140	6076	43.4	67

Best Punt: 67 vs. Northwestern/Citrus (1/1/21)




10. Kevin Phillips (2015-16) 41.6

Year	NO	YDS	AVG	LP
2015	55	2254	41.0	56
2016	45	1902	42.3	68
Total	100	4156	41.6	68

Best Punt: 68 vs. Clemson (9/3/2016)

Career Statistical Leaders

Punt Returns



1. Thomas Bailey (1991-94) 1,170

Year	NO	YDS	AVG	TD	LP
1991	42	528	12.6	1	83
1992	28	274	9.8	0	38
1993	27	210	7.8	0	30
1994	28	158	5.6	0	28
Total	125	1170	9.4	1	83

Best Game: 98 yds. vs. Ole Miss (9/14/91), 4 ret., 1 TD



2. Trey Gainous (1983-86) 951

Year	NO	YDS	AVG	TD	LP
1983	15	170	11.3	1	81
1984	32	277	8.7	1	46
1985	31	267	8.6	0	27
1986	27	237	8.9	1	45
Total	105	951	9.1	3	81

Best Game: 87 yds. vs. Tennessee (9/24/83), 2 ret.



3. Mike Fuller (1973-74) 883

Year	NO	YDS	AVG	TD	LP
1973	20	381	19.1	0	63
1974	30	502	16.7	3	63
Total	50	883	17.7	3	63

Best Game: 173 yds. vs. UTC (9/21/74), 3 ret., 2 TD



4. Shayne Wasden (1988-90) 717

Year	NO	YDS	AVG	TD	LP
1988	27	199	7.4	0	32
1989	26	216	8.3	0	37
1990	29	302	10.4	1	72
Total	82	717	8.7	1	72

Best Game: 88 yds. vs. Vanderbilt (10/13/90), 3 ret.



5. Robert Dunn (2005-08) 697

Year	NO	YDS	AVG	TD	LP
2005	5	36	7.2	0	12
2006	22	120	5.5	0	35
2007	32	301	9.4	0	57
2008	15	240	16.0	1	66
Total	74	697	9.4	1	66

Best Game: 103 yds. vs. Southern Miss (9/6/08), 4 ret.



6. Tre Smith (2002-06) 644

Year	NO	YDS	AVG	TD	LP
2002	6	61	10.2	0	15
2003	36	327	9.1	0	37
2004	4	30	7.5	0	12
2005	26	203	7.8	0	25
2006	5	23	4.6	1	15
Total	77	644	8.4	1	37

Best Game: 74 yds. vs. South Carolina (10/1/05), 7 ret.



7. Roderick Hood (2000-02) 571

Year	NO	YDS	AVG	TD	LP
2000	0	0	0.0	0	0
2001	15	154	10.3	0	25
2002	36	417	11.6	0	45
Total	51	571	11.2	0	45

Best Game: 97 yds. vs. Western Carolina (9/7/02), 7 ret.



8. Quan Bray (2011-14) 565

Year	NO	YDS	AVG	TD	LP
2011	10	242	24.2	0	62
2012	6	121	20.2	0	24
2013	14	331	23.6	0	40
2014	4	64	16.0	0	16
Total	34	758	22.3	0	62


Best Game: 74 yds. vs. Virginia (12/31/11), 2 ret.



9. Jimmy Carter (1965-67) 473

Year	NO	YDS	AVG	TD	LP
1965	0	0	0.0	0	0
1966	0	0	0.0	0	0
1967	38	473	12.4	2	61
Total	38	473	12.4	2	61

Longest Return: 61 yds. vs. Clemson (10/14/67)



10. Robert Baker (1995-96) 463

Year	NO	YDS	AVG	TD	LP
1995	25	233	9.3	0	47
1996	23	230	10.0	1	79
Total	48	463	9.6	1	79

Best Game: 94 yds. vs. South Carolina (10/5/96), 3 ret., 1 TD

Career Statistical Leaders

Scoring



1. Daniel Carlson (2014-17)

Year	TD	PAT	FG	PTS
2014	0	57	18	111
2015	0	40	23	109
2016	1	44	28	134
2017	0	57	23	126
Total	1	198	92	480

480



6. Bo Jackson (1982-85)

Year	TD	PAT	FG	PTS
1982	9	1*	0	56
1983	14	0	0	84
1984	5	1*	0	32
1985	17	0	0	102
Total	45	2*	0	274

274

* two-point conversion



2. Anders Carlson (2018-22)

Year	TD	PAT	FG	PTS
2018	0	44	15	89
2019	0	48	18	102
2020	0	24	20	84
2021	0	35	14	77
2022	0	22	12	58
Total	0	173	79	410


410



7. Damon Duval (1999-2002)

Year	TD	PAT	FG	PTS
1999	1	23	9	56
2000	0	34	14	76
2001	0	28	16	76
2002	0	40	6	58
Total	1	125	45	260

260



3. Wes Byrum (2018-21)

Year	TD	PAT	FG	PTS
2007	0	35	18	86
2008	0	22	11	55
2009	0	54	15	99
2010	0	72	17	123
Total	0	183	60	362


362



8. Cody Parkey (2010-13)

Year	TD	PAT	FG	PTS
2010	0	2	0	2
2011	0	41	13	80
2012	0	27	11	60
2013	0	66	15	111
Total	0	136	39	253

253



4. John Vaughn (2003-06)

Year	TD	PAT	FG	PTS
2003	0	27	6	45
2004	0	51	12	87
2005	0	50	12	86
2006	0	34	20	94
Total	0	162	50	312


312



9. Al Del Greco (1980-83)

Year	TD	PAT	FG	PTS
1980	0	27	8	51
1981	0	21	9	47
1982	0	26	13	65
1983	0	36	12	72
Total	0	110	42	236

236



5. Carnell Williams (2001-04)

Year	TD	PAT	FG	PTS
2001	6	0	0	36
2002	10	0	0	60
2003	17	0	0	102
2004	13	0	0	78
Total	46	0	0	276

276




10. Win Lyle (1987-89)

Year	TD	PAT	FG	PTS
1987	0	33	15	77
1988	0	36	14	78
1989	0	27	16	75
Total	0	95	45	230

230

Career Statistical Leaders

Field Goals



1. Daniel Carlson (2014-17)

Year	FG	FGA	PCT	LG
2014	18	24	.750	51
2015	23	27	.852	56
2016	28	32	.875	53
2017	23	31	.742	54
Total	92	114	.807	56

Longest FG: 56 vs. Louisville (9/5/2015)

92




T-5. Damon Duval (1999-2002)

Year	FG	FGA	PCT	LG
1999	9	15	.600	47
2000	14	18	.778	49
2001	16	26	.615	51
2002	6	15	.400	40
Total	45	74	.608	51

Longest FG: 51 vs. Ball State (9/1/2001)

45



2. Anders Carlson (2018-22)

Year	FG	FGA	PCT	LG
2018	15	25	.600	53
2019	18	25	.720	52
2020	20	22	.909	50
2021	14	21	.667	49
2022	12	17	.706	46
Total	79	110	.718	53

Longest FG: 53 vs. Washington (9/1/18), vs. Liberty (11/17/18)

79



7. Al Del Greco (1980-83)

Year	FG	FGA	PCT	LG
1980	8	15	.533	52
1981	9	17	.529	52
1982	13	21	.619	39
2013	12	16	.750	45
Total	42	69	.609	52

Longest FG: 52 vs. Alabama (11/29/80); at Nebraska (10/3/81)

42



3. Wes Byrum (2007-10)

Year	FG	FGA	PCT	LG
2007	17	23	.739	49
2008	11	19	.579	52
2009	15	16	.938	49
2010	17	22	.773	48
Total	60	80	.750	52

Longest FG: 52 vs. Southern Miss (9/6/2008)

60




8. Cody Parkey (2010-13)

Year	FG	FGA	PCT	LG
2010	0	0	.000	0
2011	13	18	.722	45
2012	11	14	.786	46
2013	15	21	.714	52
Total	39	53	.736	52

Longest FG: 52 vs. Missouri/SEC Champ (12/7/2013)

39




4. John Vaughn (2003-06)

Year	FG	FGA	PCT	LG
2003	6	10	.600	34
2004	12	15	.800	43
2005	12	20	.600	39
2006	20	24	.833	55
Total	50	69	.725	55

Longest FG: 55 vs. Mississippi State (9/9/2006)

50



9. Jorge Portela (1977-79)

Year	FG	FGA	PCT	LG
1977	13	19	.684	51
1978	10	21	.476	49
1979	15	22	.682	52
Total	38	62	.613	52

Longest FG: 52 vs. Florida (11/3/1979)

38




T-5. Win Lyle (1987-89)

Year	FG	FGA	PCT	LG
1987	15	19	.789	55
1988	14	21	.667	44
1989	16	19	.842	47
Total	45	59	.763	55

Longest FG: 55 vs. Tennessee (9/26/1987)

45



10. Scott Etheridge (1992-93)

Year	FG	FGA	PCT	LG
1992	22	28	.786	49
1993	12	15	.800	41
Total	34	43	.791	49

Longest FG: 49 vs. LSU (9/19/1992)

34

Career Statistical Leaders

Interceptions



1. Buddy McClinton (1967-69) 18

Year	INT	YDS	AVG	TD	LP
1967	4	39	9.7	0	22
1968	5	120	24.0	1	53
1969	9	92	10.2	0	24
Total	18	251	13.9	1	24

Longest Interception Return: 53 vs. Clemson (10/12/68), TD



T-5. David Langner (1971-73) 12

Year	INT	YDS	AVG	TD	LP
1971	3	108	36.0	1	88
1972	8	156	19.5	0	48
1973	1	23	23.0	0	23
Total	12	287	23.9	1	88


Longest Interception Return: 88 vs. UTC (9/18/71), TD



2. Dave Beck (1970-72) 14

Year	INT	YDS	AVG	TD	LP
1970	6	57	9.5	0	25
1971	2	24	12.0	0	18
1972	6	61	10.1	0	37
Total	14	142	10.1	0	37

Longest Interception Return: 37 vs. Georgia Tech (10/21/72)



T-7. Larry Casher (1997-2000) 11

Year	INT	YDS	AVG	TD	LP
1997	2	0	0.0	0	0
1998	3	32	10.7	0	29
1999	5	117	23.4	0	65
2000	1	0	0.0	0	0
Total	11	149	13.5	0	65


Longest Interception Return: 65 vs. Florida (10/16/99)



T-3. Brian Robinson (1992-94) 13

Year	INT	YDS	AVG	TD	LP
1992	0	0	0.0	0	0
1993	5	131	26.2	2	45
1994	8	140	17.5	1	41
Total	13	271	20.8	3	45

Longest Interception Return: 45 vs. Vanderbilt (10/2/93), TD



T-7. Chris Shelling (1991-94) 11

Year	INT	YDS	AVG	TD	LP
1991	0	0	0.0	0	0
1992	4	0	0.0	0	0
1993	4	169	42.3	1	73
1994	3	65	21.7	0	33
Total	11	234	21.3	1	73


Longest Interception Return: 73 at Georgia (11/13/93), TD



T-3. Don Webb (1967-69) 13

Year	INT	YDS	AVG	TD	LP
1967	3	49	16.3	0	22
1968	6	45	7.5	0	27
1969	4	48	12.0	0	24
Total	13	142	10.9	0	27

Longest Interception Return: 27 vs. Miss. State (9/28/68)



T-7. Clifford Toney (1978-80) 11

Year	INT	YDS	AVG	TD	LP
1978	5	36	7.2	0	15
1979	1	10	10.0	0	10
1980	5	23	4.6	0	20
Total	11	69	6.3	0	20


Longest Interception Return: 20 vs. Duke (9/20/80)



T-5. David King (1981-84) 12

Year	INT	YDS	AVG	TD	LP
1981	3	44	14.6	0	26
1982	6	63	10.5	0	39
1983	2	40	20.0	1	40
1984	1	-4	-4.0	0	-4
Total	12	145	12.1	1	40

Longest Interception Return: 40 vs. Kentucky (10/8/83)



T-7. Jim McKinney (1972-74) 11

Year	INT	YDS	AVG	TD	LP
1972	0	0	0.0	0	0
1973	6	48	8.0	0	38
1974	5	66	13.2	0	33
Total	11	114	10.4	0	38

Longest Interception Return: 38 vs. Chattanooga (9/22/73)

Single Season Leaders

All-Purpose

All-Purpose Yards

Player	Season	Rush	Rec	KR	PR	Yards
1. Tre Mason	2013	1816	163	395	0	2374
2. Bo Jackson	1985	1786	73	0	0	1859
3. James Brooks	1979	1208	15	577	0	1800
4. Cameron Artis-Payne	2014	1608	147	0	0	1755
5. Carnell Williams	2004	1165	152	150	251	1718
6. James Brooks	1980	1314	63	226	56	1659
7. Carnell Williams	2003	1307	20	269	51	1647
8. Rudi Johnson	2000	1567	70	0	0	1637
9. Ben Tate	2009	1362	105	139	0	1606
10. Kerryon Johnson	2017	1391	194	0	0	1585
11. Cam Newton	2010	1473	42	0	0	1515
12. Brent Fullwood	1986	1391	46	75	0	1512

Defensive

Pass Interceptions

Player	Year	Yards	Avg	Int
1. Buddy McClinton	1969	92	10.2	9
2. Brian Robinson	1994	140	17.5	8
David Langner	1972	156	19.5	8
4. Larry Willingham	1969	85	12.1	7
5. Jermaine Whitehead	2014	57	9.5	6
Jonathan Jones	2014	6	1.0	6
Walter McFadden	2009	154	25.7	6
Junior Rosegreen	2004	48	8.0	6
Tom Powell	1985	114	19.0	6
David King	1982	63	10.5	6
Jim McKinney	1973	48	8.0	6
Roger Mitchell	1973	83	13.8	6
Dave Beck	1972	61	10.2	6
Dave Beck	1970	57	9.5	6
Don Webb	1968	45	7.5	6
Bryant Harvard	1960	113	18.8	6
Bobby Jordan	1952	42	7.0	6
Vince Dooley	1951	79	13.2	6
Dickie Flourney	1949	59	9.8	6

Average Yards Per Interception Return (Min. 3)

Player	Year	Int	Yards	Avg
1. Chris Shelling	1993	4	169	42.5
2. Fob James	1953	3	117	38.0
3. David Langner	1971	3	108	36.0
4. John McGeever	1961	3	95	31.7
5. Fob James	1955	3	86	28.7
6. Tommy Lorino	1957	3	85	28.3
7. Ken Alvis	1994	3	79	26.3
8. Brian Robinson	1993	5	131	26.2
9. Walter McFadden	2009	6	154	25.7
Aundray Bruce	1987	3	77	25.7

Total Tackles

Player	Year	Solo	Asst	TT
1. Freddie Smith	1977	114	79	193
2. Kurt Crain	1987	87	81	168
3. Quentin Riggins	1989	78	87	165
4. Freddie Smith	1979	105	57	162
5. Kurt Crain	1986	85	71	156
6. Darrel Crawford	1991	76	77	153
7. Ben Thomas	1984	66	75	141
8. Gregg Carr	1984	100	39	139
9. Takeo Spikes	1997	93	43	136
Gregg Carr	1983	91	45	136

Solo Tackles

Player	Year	TT	Asst	Solo
1. Freddie Smith	1977	193	79	114
2. Freddie Smith	1979	162	57	105
3. Gregg Carr	1984	139	39	100
4. Takeo Spikes	1997	136	43	93
5. Gregg Carr	1983	136	45	91
6. Kurt Crain	1987	168	81	87
7. Kurt Crain	1986	156	71	85

Assisted Tackles

Player	Year	TT	Solo	Asst
1. Quentin Riggins	1989	165	78	87
2. Kurt Crain	1987	168	87	81
3. Bennie Pierce	1991	128	48	80
4. Freddie Smith	1977	193	114	79
5. Darrel Crawford	1991	153	76	77
6. Ben Thomas	1984	141	66	75
7. Harold Hallman	1984	130	56	74
8. Karekin Cunningham	1992	124	51	73
9. Kurt Crain	1986	156	85	71

Sacks (starting 1981)

Player	Year	Sacks	Total Yds.
1. Nick Fairley	2010	11.5	74
2. Gary Walker	1994	11.0	69
Kevin Greene	1984	11.0	64
Craig Olgetree	1989	11.0	62
5. Dee Ford	2013	10.5	96
6. Jeff Holland	2017	10.0	67
Antonio Coleman	2009	10.0	60
Gerald Robinson	1985	10.0	71
Mike Pelton	1994	10.0	61
10. Corey Lemonier	2011	9.5	66
Quentin Groves	2006	9.5	62
Reggie Torbor	2003	9.5	64

Kick Returns

Punt Returns

Player	Year	Avg	Yards	Ret
1. Thomas Bailey	1991	12.6	528	42
2. Jimmy Carter	1967	12.4	473	38
3. Roderick Hood	2002	11.6	417	36
Tre Smith	2003	9.1	327	36
5. Robert Dunn	2007	9.4	301	32
Trey Gainous	1984	8.7	277	32
7. Trey Gainous	1985	8.6	267	31
8. Mike Fuller	1974	16.7	502	30
Shane Wasden	1990	10.4	302	29
Bobby Beard	1966	9.3	266	29

Punt Return Yardage

Player	Year	Ret	Avg	Yards
1. Thomas Bailey	1991	42	12.6	528
2. Mike Fuller	1974	30	16.7	502
3. Jimmy Carter	1967	38	12.4	473
4. Roderick Hood	2002	36	11.6	417
5. Lionel James	1982	25	15.7	394
6. Mike Fuller	1973	20	19.1	381
7. Tre Smith	2003	36	9.1	327
8. Chris Davis	2013	17	18.7	318
9. Christian Tutt	2019	23	13.6	313
10. Shane Wasden	1990	29	10.4	302

Single Season Leaders

Punt Return Average (Min. 10 Returns)

Player	Year	Ret	Yards	Avg
1. Mike Fuller	1973	20	381	19.05
2. Chris Davis	2013	17	318	18.71
3. Quan Bray	2014	15	272	18.13
4. Mike Fuller	1974	30	502	16.73
5. Robert Dunn	2008	15	240	16.00
6. Lionel James	1982	25	394	15.76
7. Freddy Weygand	1987	13	180	13.85
8. David Langner	1972	12	165	13.75
9. Christian Tutt	2019	23	313	13.61
10. Thomas Bailey	1991	42	528	12.57

Kickoff Returns

Player	Year	Avg	Yards	Ret
1. Demond Washington	2010	24.3	1117	46
2. Tristan Davis	2006	27.0	756	28
3. James Brooks	1977	24.2	654	27
4. Thomas Bailey	1993	19.4	504	26
5. Robert Baker	1995	21.0	525	25
6. Noah Igbinoghene	2017	23.8	571	24
Tre Mason	2011	26.4	633	24
Tristan Davis	2008	27.4	657	24
Thomas Bailey	1991	24.6	591	24
10. Onterio McCalebb	2012	22.7	523	23

Kickoff Return Yardage

Player	Year	Ret	Avg	Yards
1. Demond Washington	2010	46	24.3	1117
2. Tristan Davis	2006	28	27.0	756
3. Tristan Davis	2008	24	27.4	657
4. James Brooks	1977	27	24.2	654
5. Tre Mason	2011	24	26.4	633
6. Thomas Bailey	1991	24	24.6	591
7. James Brooks	1979	21	27.5	577
8. Noah Igbinoghene	2017	24	23.8	571
9. Robert Baker	1995	25	21.0	525
10. Onterio McCalebb	2012	23	22.7	523

Kickoff Return Average (Min. 10 Returns)

Player	Year	Ret	Yards	Avg
1. Nehemiah Pritchett	2021	10	313	31.30
2. Demond Washington	2009	16	497	31.06
3. Onterio McCalebb	2011	11	388	30.73
4. Johnathan Ford	2015	15	429	28.60
5. David Langner	1972	13	369	28.28
6. Noah Igbinoghene	2018	11	311	28.27
7. Rick Neel	1975	17	478	28.12
8. Kerryon Johnson	2015	14	386	27.57
9. James Brooks	1979	21	577	27.48
10. Tristan Davis	2008	24	657	27.38

Passing

Passing Yardage

Player	Year	Att	Comp	Pct	Yards
1. Dameyune Craig	1997	403	216	.536	3277
2. Jarrett Stidham	2017	370	246	.665	3158
3. Cam Newton	2010	280	185	.661	2854
4. Jarrett Stidham	2018	369	224	.607	2794
5. Jason Campbell	2004	270	188	.696	2700
6. Chris Todd	2009	328	198	.604	2612
7. Pat Sullivan	1970	281	167	.594	2586
8. Patrick Nix	1995	331	201	.607	2574
9. Bo Nix	2019	377	217	.576	2542
10. Nick Marshall	2014	293	178	.608	2532

Passing Yardage Per Game

Player	Year	Yards	Games	Yds/Gm
1. Dameyune Craig	1997	3277	12	273.1
2. Pat Sullivan	1970	2586	10	258.6
3. Patrick Nix	1995	2574	11	234.0
4. Bo Nix	2021	2294	10	229.4
5. Jarrett Stidham	2017	3158	14	225.6
6. Bo Nix	2020	2415	11	219.5
7. Jarrett Stidham	2018	2794	13	214.9
8. Brandon Cox	2005	2324	11	211.3
9. Dameyune Craig	1996	2296	11	208.7
10. Jason Campbell	2004	2700	13	207.7

Pass Attempts

Player	Year	Yards	Pct	Comp	Att
1. Dameyune Craig	1997	3277	.536	216	403
2. Bo Nix	2019	2542	.576	217	377
3. Jarrett Stidham	2017	3158	.665	246	370
4. Jarrett Stidham	2018	2794	.607	224	369
5. Bo Nix	2020	2415	.599	214	357
6. Stan White	1990	2242	.533	180	338
7. Patrick Nix	1995	2574	.607	201	331
8. Chris Todd	2009	2612	.604	198	328
9. Bo Nix	2021	2294	.610	197	323
10. Ben Leard	2000	2158	.605	193	319

Pass Attempts Per Game

Player	Year	Att	Games	Att/Gm
1. Dameyune Craig	1997	403	12	33.583
2. Bo Nix	2020	357	11	32.454
3. Bo Nix	2021	323	10	32.300
4. Stan White	1990	338	11	30.727
5. Patrick Nix	1995	331	11	30.091
6. Bo Nix	2019	377	13	29.000
7. Stan White	1991	317	11	28.818
8. Jarrett Stidham	2018	369	13	28.385
9. Dameyune Craig	1996	310	11	28.182
10. Pat Sullivan	1971	281	10	28.100
Pat Sullivan	1970	281	10	28.100

Yards Per Attempt (min. 150 Attempts)

Player	Year	Att	Yards	Yds/Att
1. Cam Newton	2010	280	2854	10.193
2. Jason Campbell	2004	270	2700	10.000
3. Pat Sullivan	1970	281	2586	9.203
4. Ben Leard	1999	157	1423	9.064
5. Nick Marshall	2014	293	2532	8.642
6. Jarrett Stidham	2017	370	3158	8.535
7. Nick Marshall	2013	239	1976	8.268
8. Dameyune Craig	1997	403	3277	8.132
9. Brandon Cox	2006	271	2198	8.111
10. Sean White	2016	208	1679	8.072

Pass Completions

Player	Year	Att	Yards	Comp
1. Jarrett Stidham	2017	370	3158	246
2. Jarrett Stidham	2018	369	2794	224
3. Bo Nix	2019	377	2542	217
4. Dameyune Craig	1997	403	3277	216
5. Bo Nix	2020	357	2415	214
6. Patrick Nix	1995	331	2574	201
7. Chris Todd	2009	328	2612	198
8. Bo Nix	2021	323	2294	197
9. Ben Leard	2000	319	2158	193
10. Brandon Cox	2007	316	2080	188
Jason Campbell	2004	270	2700	188

Single Season Leaders

Pass Completions Per Game

Player	Year	Comp	Games	Comp/Gm
1. Bo Nix	2021	197	10	19.700
2. Bo Nix	2020	214	11	19.455
3. Patrick Nix	1995	201	11	18.273
4. Dameyune Craig	1997	216	12	18.000
5. Jeff Burger	1987	178	10	17.800
6. Jarrett Stidham	2017	246	14	17.571
7. Jarrett Stidham	2018	224	13	17.231
8. Bo Nix	2019	217	13	16.692
9. Pat Sullivan	1970	167	10	16.700
10. Stan White	1990	180	11	16.364

Completion Percentage (Min. 100 Attempts)

Player	Year	Att	Comp	Pct
1. Ben Leard	1999	157	111	.707
2. Jason Campbell	2004	270	188	.696
3. Jeff Burger	1987	267	178	.667
4. Jarrett Stidham	2017	246	370	.665
5. Cam Newton	2010	280	185	.661
6. Sean White	2016	208	133	.639
7. Jason Campbell	2002	149	94	.631
8. Jason Campbell	2001	142	89	.627
9. Jason Campbell	2003	293	181	.618
10. Clint Moseley	2011	108	66	.611
11. Bo Nix	2021	323	197	.610
12. Nick Marshall	2014	293	178	.608

Yards Per Completion (Min. 75 completions)

Player	Year	Comp	Yards	Yds/Comp
1. Pat Washington	1984	77	1202	15.610
2. Pat Sullivan	1970	167	2586	15.485
3. Cam Newton	2010	185	2854	15.427
4. Loran Carter	1967	86	1307	15.198
5. Dameyune Craig	1997	216	3277	15.171
6. Daniel Cobb	2002	80	1175	14.689
7. Jason Campbell	2004	188	2700	14.362
8. Nick Marshall	2014	178	2532	14.275
9. Phil Gargis	1976	80	1118	13.975
10. Nick Marshall	2013	142	1976	13.915
11. Gabe Gross	1998	88	1222	13.886
12. Pat Sullivan	1969	123	1686	13.707

Touchdown Passes

Player	Year	Att	Comp	Yards	TD
1. Cam Newton	2010	280	185	2854	30
2. Chris Todd	2009	328	198	2612	22
3. Nick Marshall	2014	293	178	2532	20
Jason Campbell	2004	270	188	2700	20
Pat Sullivan	1971	281	162	2012	20
6. Dameyune Craig	1997	403	216	3277	18
Jarrett Stidham	2017	370	246	3158	18
Jarrett Stidham	2018	369	224	2794	18
9. Pat Sullivan	1970	281	167	2586	17
10. Bo Nix	2019	377	217	2542	16
Dameyune Craig	1996	310	169	2296	16
Pat Sullivan	1969	257	123	1686	16
13. Brandon Cox	2005	306	177	2324	15
Patrick Nix	1995	331	201	2574	15

Touchdown Passes Per Game

Player	Year	TD	Games	TD/Gm
1. Cam Newton	2010	30	14	2.14
2. Pat Sullivan	1971	20	10	2.00
3. Ben Leard	1999	12	7	1.71
4. Pat Sullivan	1970	17	10	1.70
5. Chris Todd	2009	22	13	1.69
6. Pat Sullivan	1969	16	10	1.60
7. Nick Marshall	2014	20	13	1.54
Jason Campbell	2004	20	13	1.54
8. Dameyune Craig	1997	18	12	1.50
9. Dameyune Craig	1996	16	11	1.45
10. Loran Carter	1968	14	10	1.40

Interceptions Thrown

Player	Year	Att	TD	Int
1. Loran Carter	1968	248	14	21
2. Loran Carter	1967	178	9	17
3. Stan White	1992	305	5	16
Dudley Spence	1952	135	8	16
5. Alex Bowden	1965	127	9	15
6. Stan White	1991	317	8	14
Stan White	1990	338	14	14
8. Brandon Cox	2007	316	9	13
Dameyune Craig	1997	403	18	13
Phil Gargis	1976	166	7	13

Highest TD/Interception Ratio (Min. 150 Att.)

Player	Year	TD	Int	Ratio
1. Ben Leard	1999	12	1	12.000
2. Cam Newton	2010	30	7	4.286
3. Chris Todd	2009	22	6	3.667
Bo Nix	2021	11	3	3.667
5. Jarrett Stidham	2018	18	5	3.600
6. Randy Campbell	1982	7	2	3.500
7. Sean White	2016	9	3	3.000
Jarrett Stidham	2017	18	6	3.000
9. Nick Marshall	2014	20	7	2.857
Jason Campbell	2004	20	7	2.857

Passing Efficiency (Min. 100 Attempts)

Player	Year	Comp	Att	Pct	Yards	TD	Int	Rating
1. Cam Newton	2010	185	280	.661	2854	30	7	182.05
2. Jason Campbell	2004	188	270	.696	2700	20	7	172.89
3. Ben Leard	1999	111	157	.707	1423	12	1	170.78
4. Sean White	2016	133	208	.639	1679	9	3	152.60
5. Nick Marshall	2014	178	293	.608	2532	20	7	151.09
6. Jarrett Stidham	2017	246	370	.665	3158	18	6	150.99
7. Jason Campbell	2002	94	149	.631	1215	11	5	149.23
8. Pat Sullivan	1970	167	281	.594	2586	17	12	148.16
9. Chris Todd	2009	198	328	.604	2612	22	6	145.73
10. Nick Marshall	2013	142	239	.594	1976	14	6	143.17
11. Jeff Burger	1987	178	267	.667	2066	13	9	140.99
12. Brandon Cox	2006	163	271	.601	2198	14	9	138.68

Single Season Leaders

Punting

Punts

Player	Year	Yards	Avg	No
1. Roger Pruett	1973	3086	39.0	79
2. Connie Frederick	1968	2933	37.6	78
3. Steven Clark	2011	2941	40.8	72
David Beverly	1972	2878	40.0	72
5. Jeremy Zills	1998	2846	40.1	71
6. Steven Clark	2012	2783	39.8	70
Clinton Durst	2008	2947	42.1	70
Lewis Colbert	1982	2841	40.6	70
9. Skip Johnston	1978	2857	42.6	67
10. Terry Daniel	1992	2771	42.6	65
Alan Bollinger	1981	2752	42.3	65
Damon Duval	2000	2811	43.2	65

Punting Yards

Player	Year	No	Avg	Yards
1. Roger Pruett	1973	79	39.0	3086
2. Clinton Durst	2008	70	42.1	2947
3. Steven Clark	2011	72	40.8	2941
4. Connie Frederick	1968	78	37.6	2933
5. David Beverly	1972	72	40.0	2878
6. Skip Johnston	1978	67	42.6	2857
7. Jeremy Zills	1998	71	40.1	2846
8. Lewis Colbert	1982	70	40.6	2841
9. Damon Duval	2000	65	43.2	2811
10. Steven Clark	2012	70	39.8	2783

Punting Average (min. 35 punts)

Player	Year	No	Yards	Avg
1. Terry Daniel	1993	51	2393	46.92
2. Lewis Colbert	1985	57	2610	45.79
3. Kody Bliss	2006	47	2149	45.72
4. Kody Bliss	2005	44	1975	44.89
5. Terry Daniel	1994	53	2358	44.49
6. Arryn Siposs	2018	56	2476	44.21
7. Oscar Chapman	2021	57	2515	44.12
8. Brian Shulman	1986	49	2161	44.10
9. Damon Duval	2001	51	2244	44.00
10. Oscar Chapman	2022	55	2413	43.87
11. Arryn Siposs	2019	61	2674	43.83
12. Damon Duval	2002	54	2344	43.41

Receiving

Pass Receptions

Player	Year	Yards	Avg	Rec
1. Ryan Davis	2017	815	9.70	84
2. Ryan Davis	2018	546	7.91	69
3. Darvin Adams	2009	997	16.62	60
4. Seth Williams	2019	830	14.07	59
5. Willie Gosha	1995	811	13.98	58
Frank Sanders	1994	910	15.69	58
7. Ronney Daniels	1999	1068	19.07	56
8. Terry Beasley	1971	846	15.38	55
9. Courtney Taylor	2006	704	13.04	54
Anthony Schwartz	2020	636	11.78	54
11. Karsten Bailey	1997	840	15.85	53

Receiving Yardage

Player	Year	Rec	Yards
1. Ronney Daniels	1999	56	1068
2. Terry Beasley	1970	52	1051
3. Darvin Adams	2009	60	997
4. Darvin Adams	2010	52	963
5. Frank Sanders	1994	58	910
6. Tyrone Goodson	1997	48	906
7. Sammie Coates	2013	42	902
8. Terry Beasley	1971	55	846
9. Frank Sanders	1993	48	842
10. Karsten Bailey	1997	53	840
11. Seth Williams	2019	59	830
12. Ryan Davis	2017	84	815

Touchdown Receptions

Player	Year	Rec	TD
1. Terry Beasley	1971	55	12
2. Terry Beasley	1970	52	11
3. Darvin Adams	2009	60	10
4. Ronney Daniels	1999	56	9
Byron Franklin	1980	32	9
6. Emory Blake	2010	33	8
Seth Williams	2019	59	8
8. Sammie Coates	2013	42	7
Philip Lutzenkirchen	2011	24	7
Darvin Adams	2010	52	7
Ben Obomanu	2004	25	7
Karsten Bailey	1998	43	7
Karsten Bailey	1997	53	7
Frank Sanders	1994	58	7
Greg Taylor	1990	46	7
Dick Schmalz	1971	44	7
Tim Christian	1968	47	7

Yards Per Reception (min. 20 Receptions)

Player	Year	Rec	Yards	Yds/Rec
1. Freddy Weygand	1984	32	796	24.88
2. Alexander Wright	1989	30	714	23.80
3. Alvin Bresler	1970	23	530	23.04
4. Darius Slayton	2017	29	643	22.17
5. Sammie Coates	2014	34	741	21.79
6. Sammie Coates	2013	42	902	21.47
7. Devin Aromashodu	2004	24	513	21.38
8. Lawyer Tillman	1986	35	730	20.86
9. Seth Williams	2018	26	534	20.54
10. Terry Beasley	1970	52	1051	20.21
11. Will Hastings	2017	26	525	20.19
12. Chris Woods	1982	21	406	19.33

Single Season Leaders

Receiving, Tight Ends

Receiving Yardage

Player	Year	Rec	Avg	Yards
1. John Samuel Shenker.....	2021	33	12.52	413
2. Fred Baxter.....	1991	28	13.96	391
3. Robert Johnson.....	2002	28	12.43	348
4. Cooper Wallace.....	2004	19	15.90	302
5. Andy Fuller.....	1995	15	17.13	257
6. Philip Lutzenkirchen.....	2011	24	9.92	238
7. Robert Johnson.....	2001	17	13.24	225
8. Andy Fuller.....	1994	14	15.07	211
Victor Hall.....	1991	19	11.11	211
10. Cooper Wallace.....	2003	16	13.06	209
11. John Samuel Shenker.....	2022	20	10.40	208
12. Tommy Trott.....	2008	20	10.05	201

Receptions

Player	Year	Yards	Avg	Rec
1. John Samuel Shenker.....	2021	413	12.52	33
2. Robert Johnson.....	2002	348	12.43	28
Fred Baxter.....	1991	391	13.96	28
4. Philip Lutzenkirchen.....	2011	238	9.92	24
5. Walter Reeves.....	1987	174	7.57	23
6. Robby Robinett.....	1971	170	8.10	21
7. John Samuel Shenker.....	2022	208	10.40	20
Tommy Trott.....	2008	201	10.05	20
Cooper Wallace.....	2005	195	9.75	20
10. Cooper Wallace.....	2004	302	15.90	19
Victor Hall.....	1991	211	11.11	19
Victor Hall.....	1989	190	10.00	19

Receiving Touchdowns

Player	Year	Rec	Yards	Avg	TD
1. Philip Lutzenkirchen.....	2011	24	238	9.92	7
Philip Lutzenkirchen.....	2010	15	185	12.33	5
3. Robert Johnson.....	2002	28	348	12.43	4
Andy Fuller.....	1995	15	257	17.13	4
5. C.J. Uzomah.....	2014	11	145	13.18	3
C.J. Uzomah.....	2013	11	154	14.0	3
Robert Johnson.....	2001	17	225	13.24	3
Robert Johnson.....	2000	12	168	14.00	3
Mike Edwards.....	1981	9	186	20.67	3
Dick Hayley.....	1976	7	67	9.57	3

Receiving, Running Backs

Receptions

Player	Year	Yards	Avg	Rec
1. Mario Fannin.....	2009	413	9.83	42
2. Ronnie Brown.....	2004	313	9.21	34
Mickey Zofko.....	1970	443	13.03	34
4. Onterio McCalebb.....	2011	344	10.75	32
5. Harold Morrow.....	1995	262	8.45	31
6. Tank Bigsby.....	2022	180	6.00	30
7. Tony Richardson.....	1993	273	9.75	28
8. James Joseph.....	1989	227	8.73	26
9. Kerryon Johnson.....	2017	194	8.08	24
10. James Joseph.....	1990	234	10.64	22
Wallace Clark.....	1970	211	9.59	22
Shaun Shivers.....	2021	163	7.41	22

Receiving Yards

Player	Year	Rec	Avg	Yards
1. Mickey Zofko.....	1970	34	13.03	443
2. Mario Fannin.....	2009	42	9.83	413
3. Onterio McCalebb.....	2011	32	10.75	344
4. Ronnie Brown.....	2004	34	9.21	313
5. Carnell Williams.....	2004	19	15.90	302
6. Tony Richardson.....	1993	28	9.75	273
7. Harold Morrow.....	1995	31	8.45	262
8. Carl Stewart.....	2006	13	18.39	239
9. James Joseph.....	1990	22	10.64	234
10. James Joseph.....	1989	26	8.73	227

Receiving Touchdowns

Player	Year	Rec	Yards	Avg	TD
1. Mario Fannin.....	2009	42	415	9.83	3
Stephen Davis.....	1995	10	128	12.80	3
Mickey Zofko.....	1970	34	443	13.03	3
4. Jarquez Hunter.....	2022	17	224	13.18	2
JaTarvious Whitlow.....	2018	15	173	11.53	2
Kerryon Johnson.....	2017	24	194	8.08	2
Onterio McCalebb.....	2011	32	344	10.75	2
Mario Fannin.....	2010	17	173	10.18	2
Mario Fannin.....	2008	20	223	11.15	2
Mario Fannin.....	2007	18	176	9.78	2
Carl Stewart.....	2006	13	239	18.39	2
Brandon Johnson.....	2002	3	43	14.33	2
Fred Beasley.....	1997	16	225	14.06	2
Markeith Cooper.....	1996	13	156	12.00	2
Harold Morrow.....	1994	15	171	11.40	2
Tony Richardson.....	1993	28	273	9.75	2
Victor Harris.....	1987	18	152	8.44	2
Kyle Collins.....	1985	4	7	1.75	2
Bo Jackson.....	1983	13	73	5.62	2
James Brooks.....	1979	3	15	5.00	2

Single Season Leaders

Rushing

Rushing Attempts

Player	Year	Yards	Avg	Att
1. Rudi Johnson	2000	1567	4.84	324
2. Tre Mason	2013	1816	5.73	317
3. Cameron Artis-Payne	2014	1608	5.31	303
4. Kerryon Johnson	2017	1391	4.88	285
5. Bo Jackson	1985	1786	6.42	278
6. Cam Newton	2010	1473	5.62	264
7. Ben Tate	2009	1362	5.18	263
8. James Brooks	1980	1314	5.03	261
9. Kenny Irons	2005	1293	5.05	256
10. Joe Cribbs	1978	1205	4.76	253

Rushing Yardage

Player	Year	Att	Avg	Yards
1. Tre Mason	2013	317	5.73	1816
2. Bo Jackson	1985	278	6.42	1786
3. Cameron Artis-Payne	2014	303	5.31	1608
4. Rudi Johnson	2000	324	4.84	1567
5. Cam Newton	2010	264	5.62	1473
6. Brent Fullwood	1986	167	8.33	1391
Kerryon Johnson	2017	285	4.88	1391
8. Ben Tate	2009	263	5.18	1362
9. James Brooks	1980	261	5.03	1314
10. Carnell Williams	2003	241	5.42	1307
11. Kenny Irons	2005	256	5.05	1293
12. Stephen Davis	1994	221	5.71	1263
13. Michael Dyer	2011	242	5.13	1242
14. Kamryn Pettway	2016	209	5.86	1224
15. Bo Jackson	1983	158	7.68	1213
16. James Brooks	1979	163	7.41	1208
17. James Bostic	1993	199	6.06	1205
Joe Cribbs	1978	253	4.76	1205
19. Carnell Williams	2004	239	4.87	1165
20. Joe Cribbs	1979	200	5.60	1120
21. Tank Bigsby	2021	223	4.93	1099
22. Michael Dyer	2010	182	6.01	1093
23. Nick Marshall	2013	172	6.21	1068
Stephen Davis	1995	180	5.93	1068
25. Peyton Barber	2015	238	4.27	1017
26. Ronnie Brown	2002	175	5.76	1008
27. Jimmy Sidle	1963	185	5.44	1006
28. Monk Gafford	1942	132	7.61	1004
29. Tre Mason	2012	171	5.86	1002

Rushing Yardage, Quarterback

Player	Year	Att	Avg	Yards
1. Cam Newton	2010	264	5.58	1473
2. Nick Marshall	2013	172	6.21	1068
3. Jimmy Sidle	1963	185	5.44	1006
4. Nick Marshall	2014	153	5.22	798
5. Travis Tidwell	1946	181	4.27	772
6. Robby Ashford	2022	152	4.67	710
7. Phil Gargis	1974	151	4.55	687
8. Phil Gargis	1975	162	4.06	658
9. Phil Gargis	1976	142	3.75	534
10. Kodi Burns	2008	98	4.19	411

Rushing Yards Per Game

Player	Year	GP	Yards	Yds/Game
1. Bo Jackson	1985	11	1786	162.4
2. Rudi Johnson	2000	12	1567	130.6
3. Tre Mason	2013	14	1816	129.7
4. Brent Fullwood	1986	11	1391	126.5
5. Cameron Artis-Payne	2014	13	1608	123.7
6. Kamryn Pettway	2016	10	1224	122.4
7. Joe Cribbs	1978	10	1205	120.5
8. James Brooks	1980	11	1314	119.5
9. Kerryon Johnson	2017	12	1391	115.9
10. Stephen Davis	1994	11	1263	114.8

Rushing Touchdowns

Player	Year	Att	Yards	Avg	TD
1. Tre Mason	2013	172	1068	6.21	23
2. Cam Newton	2010	264	1473	5.62	20
3. Kerryon Johnson	2017	285	1391	4.88	18
4. Bo Jackson	1985	278	1786	6.42	17
Carnell Williams	2003	241	1307	5.42	17
6. Joe Cribbs	1978	253	1205	4.76	16
7. Stephen Davis	1995	180	1068	5.93	14
Joe Cribbs	1979	200	1120	5.60	14
9. Peyton Barber	2015	238	1017	4.27	13
Cameron Artis-Payne	2014	303	1608	5.31	13
Kenny Irons	2005	256	1293	5.05	13
Ronnie Brown	2002	175	1008	5.76	13
Rudi Johnson	2000	324	1567	4.84	13
Stephen Davis	1994	221	1263	5.71	13
15. Nick Marshall	2013	172	1068	6.2	12
Carnell Williams	2004	239	1165	4.87	12
James Bostic	1993	199	1205	6.06	12
Bo Jackson	1983	158	1213	7.68	12

Yards Per Carry (Min. 80 attempts)

Player	Year	Yards	Att	Avg
1. Onterrio McCalebb	2010	810	95	8.53
2. Tommy Lorino	1956	692	82	8.44
3. Brent Fullwood	1986	1391	167	8.33
4. Bo Jackson	1983	1213	158	7.68
5. Monk Gafford	1942	1004	132	7.61
6. Brent Fullwood	1985	684	92	7.43
7. James Brooks	1979	1208	163	7.41
8. Fob James	1955	879	123	7.15
9. Lionel James	1982	779	113	6.89
10. Cameron Artis-Payne	2013	610	91	6.70

Scoring

Scoring

Player	Year	TD	FG	PAT	Pts
1. Tre Mason	2013	25	0	0	150
2. Daniel Carlson	2016	1	28	44	134
3. Cam Newton	2010	21	0	0	126
Daniel Carlson	2017	0	23	57	126
5. Wes Byrum	2010	0	17	72	123
6. Kerryon Johnson	2017	20	0	0	120
7. Daniel Carlson	2014	0	18	57	111
Cody Parkey	2013	0	15	66	111
9. Daniel Carlson	2015	0	23	40	109
10. Carnell Williams	2003	17	0	0	102
Stephen Davis	1995	17	0	0	102
Bo Jackson	1985	17	0	0	102
Anders Carlson	2019	0	18	48	102

Most Points Kicking

Player	Year	FG	PAT	Pts
1. Daniel Carlson	2016	28	44	128
2. Daniel Carlson	2017	23	57	126
3. Wes Byrum	2010	17	72	123
4. Daniel Carlson	2014	18	57	111
Cody Parkey	2013	15	66	111
6. Daniel Carlson	2015	23	40	109
7. Anders Carlson	2019	18	48	102
8. Wes Byrum	2009	15	54	99
9. John Vaughn	2006	20	34	94
10. Anders Carlson	2018	15	44	89
11. John Vaughn	2004	12	51	87
12. Wes Byrum	2007	17	35	86
John Vaughn	2005	12	50	86
Scott Etheridge	1992	22	20	86

Single Season Leaders

Field Goals Made

Player	Year	Pct	FGA	FGM
1. Daniel Carlson	2016	.875	32	28
2. Daniel Carlson	2015	.852	27	23
Daniel Carlson	2017	.742	31	23
4. Scott Etheridge	1992	.786	28	22
5. John Vaughn	2006	.833	24	20
Anders Carlson	2020	.909	22	20
7. Daniel Carlson	2014	.750	24	18
Anders Carlson	2019	.720	25	18
9. Wes Byrum	2010	.773	22	17
Wes Byrum	2007	.739	23	17
Jim Von Wyl	1990	.773	22	17

Field Goals Attempted

Player	Year	FGM	Pct	FGA
1. Daniel Carlson	2016	28	.875	32
2. Daniel Carlson	2017	23	.742	31
3. Scott Etheridge	1992	22	.786	28
4. Daniel Carlson	2015	23	.852	27
5. Jim Von Wyl	1991	15	.577	26
Damon Duval	2001	16	.615	26
7. Anders Carlson	2018	15	.600	25
John Riley	1968	12	.480	25
Anders Carlson	2019	18	.720	25
10. Daniel Carlson	2014	18	.750	24
John Vaughn	2006	20	.833	24

Field Goal Percentage (Min. 10 made)

Player	Year	FGM	FGA	Pct
1. Wes Byrum	2009	15	16	.938
2. Anders Carlson	2020	20	22	.909
3. Daniel Carlson	2016	28	32	.875
4. Matt Hawkins	1995	13	15	.867
5. Daniel Carlson	2015	23	27	.852
6. Win Lyle	1989	16	19	.842
7. John Vaughn	2006	20	24	.833
Gardner Jett	1970	10	12	.833
9. Jaret Holmes	1997	14	17	.824
10. John Vaughn	2004	12	15	.800
Scott Etheridge	1993	12	15	.800

PATs Made

Player	Year	Pct	Att	Made
1. Wes Byrum	2010	.986	73	72
2. Cody Parkey	2013	.985	67	66
3. Daniel Carlson	2014	1.000	57	57
Daniel Carlson	2017	1.000	57	57
5. Wes Byrum	2009	1.000	54	54
6. John Vaughn	2004	.981	52	51
7. John Vaughn	2005	1.000	50	50
8. Chris Knapp	1986	1.000	49	49
9. Anders Carlson	2019	.979	49	48
10. Scott Etheridge	1993	1.000	45	45

PATs Attempted

Player	Year	Made	Pct	Att
1. Wes Byrum	2010	72	.986	73
2. Cody Parkey	2013	66	.985	67
3. Daniel Carlson	2014	57	1.000	57
Daniel Carlson	2017	57	1.000	57
5. Wes Byrum	2009	54	1.000	54
6. John Vaughn	2004	51	.981	52
7. John Vaughn	2005	50	1.000	50
8. Chris Knapp	1986	49	1.000	49
Anders Carlson	2019	48	.979	49
10. John Riley	1969	39	.848	46

PAT Percentage (Min. 25 made)

Player	Year	Made	Att	Pct
1. Daniel Carlson	2014	57	57	1.000
Daniel Carlson	2017	57	57	1.000
Wes Byrum	2009	54	54	1.000
John Vaughn	2005	50	50	1.000
Chris Knapp	1986	49	49	1.000
Scott Etheridge	1993	45	45	1.000
Anders Carlson	2018	44	44	1.000
Daniel Carlson	2016	44	44	1.000
Damon Duval	2002	40	40	1.000
Daniel Carlson	2015	40	40	1.000
Al Del Greco	1983	36	36	1.000
John Vaughn	2006	34	34	1.000
Damon Duval	2000	34	34	1.000
Win Lyle	1987	32	32	1.000
Damon Duval	2001	28	28	1.000
Cody Parkey	2012	27	27	1.000
John Vaughn	2003	27	27	1.000
Jim Von Wyl	1990	27	27	1.000
Win Lyle	1989	27	27	1.000
Al Del Greco	1980	27	27	1.000
Chris Johnson	1985	25	25	1.000

Total Offense

Total Offense

Player	Season	Plays	Rush	Pass	Total
1. Cam Newton	2010	544	1473	2854	4327
2. Nick Marshall	2014	446	798	2532	3330
3. Jarrett Stidham	2017	473	153	3158	3311
4. Dameyune Craig	1997	499	0	3277	3277
5. Nick Marshall	2013	411	1068	1976	3044
6. Pat Sullivan	1970	333	270	2586	2856
7. Bo Nix	2019	474	313	2542	2855
8. Bo Nix	2020	465	388	2415	2803
9. Jarrett Stidham	2018	441	1	2794	2795
10. Jason Campbell	2004	328	30	2700	2730
11. Patrick Nix	1995	379	64	2574	2638
12. Dameyune Craig	1996	433	207	2296	2503
13. Chris Todd	2009	372	-116	2612	2496
14. Bo Nix	2021	380	168	2294	2462
15. Robby Ashford	2022	402	710	1613	2323

Touchdowns Responsible For (Scored & Pass For)

Player	Season	Scored	Passed	TD
1. Cam Newton	2010	21	30	51
2. Nick Marshall	2014	11	20	31
3. Nick Marshall	2013	12	14	26
Pat Sullivan	1970	9	17	26
5. Tre Mason	2013	24	0	24
Dameyune Craig	1996	8	16	24
7. Jason Campbell	2004	3	20	23
Pat Sullivan	1969	7	16	23
Bo Nix	2019	7	16	23
10. Jarrett Stidham	2017	4	18	22
Chris Todd	2009	0	22	22
Dameyune Craig	1997	4	18	22
Pat Sullivan	1971	2	20	22

Team Single Season Records

Passing Yardage

- 3282 (1997)
- 3267 (2017)
- 3121 (2021)
- 3086 (2004)
- 3002 (2010)
- 2984 (2014)
- 2892 (2018)
- 2891 (1995)
- 2885 (1970)
- 2857 (2009)

Passing Yards/Game

- 288.5 (1970)
- 273.5 (1997)
- 262.8 (1995)
- 240.1 (2021)
- 237.4 (2004)
- 234.0 (1996)
- 233.4 (2017)
- 229.5 (2014)
- 227.7 (1971)
- 226.6 (1999)

Pass Attempts

- 455 (2021)
- 406 (1997)
- 397 (2019)
- 382 (2018)
382 (2017)
- 375 (1995)
- 364 (2009)
364 (1990)
- 362 (2020)
- 356 (2007)

Pass Completions

- 267 (2021)
- 255 (2017)
- 233 (2018)
233 (1995)
- 229 (2019)
- 218 (2009)
- 217 (1997)
- 216 (2020)
- 211 (2004)
- 208 (2014)
208 (2000)

Pass Completion Pct.

- 68.5 (2004)
- 66.8 (2017)
- 65.5 (2010)
- 65.4 (1987)
- 62.7 (2014)
- 62.5 (2003)
- 62.1 (1995)
- 61.6 (2016)
- 61.0 (2018)
61.0 (2021)

Passing Touchdowns

- 31 (2010)
- 25 (2009)
25 (2004)
- 24 (1971)
- 23 (2014)
- 21 (2018)
21 (2017)
- 20 (2013)
20 (2019)
- 19 (2005)
19 (1996)
19 (1995)
19 (1999)

Punting Average

- 46.92 (1993)
- 45.79 (1985)
- 45.72 (2006)
- 44.48 (1994)
- 44.46 (2005)
- 44.12 (2021)
- 44.10 (1986)
- 43.96 (2018)
- 43.87 (2022)
- 43.81 (2001)

Rushing Attempts

- 729 (2013)
- 673 (1984)
- 652 (2010)
- 647 (1974)
- 645 (2016)
- 644 (1978)
- 642 (2017)
- 625 (1981)
- 620 (1985)
- 610 (1980)

Rushing Yards

- 4596 (2013)
- 3987 (2010)
- 3527 (2016)
- 3438 (1985)
- 3321 (2014)
- 3279 (1979)
- 3231 (1983)
- 3087 (1974)
- 3086 (1984)
- 3056 (2017)

Rushing Yards/Game

- 328.3 (2013)
- 312.5 (1985)
- 298.1 (1979)
- 293.4 (1983)
- 284.8 (2010)
- 280.6 (1974)
- 271.3 (2016)
- 257.2 (1984)
- 255.5 (2014)
- 254.9 (1978)

Rushing Touchdowns

- 48 (2013)
- 41 (2010)
- 36 (1985)
- 35 (1995)
35 (1986)
- 34 (2017)
- 33 (2016)
33 (1984)
- 32 (2014)
32 (2003)
32 (2002)

Total Offensive Plays

- 1024 (2017)
- 1014 (2013)
- 948 (2010)
- 947 (2019)
- 939 (2014)
- 934 (2016)
- 914 (2009)
- 911 (1984)
- 899 (2007)
- 898 (2021)

Total Offensive Yards

- 7018 (2013)
- 6989 (2010)
- 6323 (2017)
- 6305 (2014)
- 5730 (2016)
- 5613 (2009)
- 5469 (2004)
- 5285 (2019)
- 5217 (2021)
- 5069 (2018)

Total Offense/Game

- 501.3 (2013)
- 499.2 (2010)
- 485.0 (2014)
485.0 (1970)
- 459.0 (1995)
- 451.6 (2017)
- 440.8 (2016)
- 434.3 (1988)
- 431.8 (2009)
- 423.3 (1969)

Points Scored

- 577 (2010)
- 553 (2013)
- 474 (2017)
- 461 (2014)
- 433 (2009)
- 432 (2019)
- 424 (1995)
- 420 (2004)
- 406 (2016)
- 402 (2018)

First Downs

- 344 (2010)
- 334 (2013)
- 314 (2014)
- 312 (2017)
- 286 (2016)
- 279 (2019)
- 271 (2004)
- 270 (2021)
- 266 (2009)
- 265 (2018)

Passing First Downs

- 141 (2021)
- 135 (1995)
- 132 (2014)
- 129 (1997)
- 126 (2010)
126 (2017)
- 124 (2004)
- 123 (2019)
- 122 (2005)
- 118 (2009)

Rushing First Downs

- 229 (2013)
- 211 (1969)
- 208 (1985)
- 202 (2010)
- 173 (2016)
- 172 (2014)
- 161 (2017)
- 158 (1983)
- 157 (1974)
- 152 (1984)

Team Scoring Records

Auburn Scoring Highs

Pts	Opponent (Score)	Site	Date
1. 94	Georgia Tech (0)	Atlanta, GA	11/17/1894
2. 92	Mercer (0)	Auburn	10/14/1916
3. 88	Samford (0)	Auburn	10/2/1920
4. 78	Marion (0)	Selma	10/1/1915
78	Samford (0)	Birmingham	10/15/1910
6. 77	Erskine (0)	Auburn	10/1/1932
77	Washington & Lee (0)	Birmingham	11/13/1920
8. 76	UT-Chattanooga (10)	Auburn	9/9/1995
9. 73	ULM (7)	Auburn	11/1/2003
10. 72	Samford (0)	Birmingham	9/30/1922

Auburn SEC Scoring Highs

Pts	Opponent (Score)	Site	Date
1. 65	Arkansas (43)	Auburn	10/16/2010
2. 63	Florida (14)	Gainesville, FL	10/31/1970
3. 59	Missouri (42)	Atlanta, GA [SEC]	12/7/2013
4. 56	Mississippi State (23)	Auburn	9/28/2019
56	Arkansas (3)	Auburn	10/22/2016
56	South Carolina (17)	Atlanta, GA [SEC]	12/4/2010
56	Vanderbilt (6)	Auburn	10/13/1990
56	Mississippi State (0)	Birmingham	11/7/1970
9. 55	Tennessee (23)	Knoxville, TN	11/9/2013
10. 52	Vanderbilt (35)	Auburn	10/13/1979
52	Mississippi State (13)	Auburn	11/8/1969
52	Arkansas (20)	Fayetteville, AR	10/21/2017
13. 51	Ole Miss (31)	Oxford, MS	10/30/2010
51	Missouri (14)	Columbia, MO	9/23/2017

Opponent Scoring Highs

Pts	Opponent (AU Score)	Site	Date
1. 68	Georgia Tech (7)	Atlanta, GA	11/29/1917
2. 64	North Carolina (0)	Atlanta, GA	11/23/1892
3. 63	Texas A&M (21)	Auburn	10/27/2012
4. 56	Georgia (49)	Auburn [4 OT]	11/16/1996
5. 55	Alabama (44)	Tuscaloosa	11/29/2014
55	Alabama (0)	Birmingham	12/4/1948
7. 54	Vanderbilt (0)	Nashville, TN	11/4/1905
54	Arkansas (46)	Fayetteville, AR	10/24/2015
9. 52	Alabama (21)	Tuscaloosa	11/24/2018
52	Tulane (0)	New Orleans, LA	11/9/1929
11. 51	Florida (10)	Gainesville, FL	10/19/1996
51	Georgia Tech (0)	Atlanta, GA	11/29/1928

Opponent SEC Scoring Highs

Pts	Opponent (AU Score)	Site	Date
1. 63	Texas A&M (21)	Auburn	10/27/2012
2. 56	Georgia (49)	Auburn [4 OT]	11/16/1996
3. 55	Alabama (44)	Tuscaloosa	11/29/2014
55	Alabama (0)	Birmingham	12/4/1948
5. 54	Arkansas (46)	Fayetteville, AR	10/24/2015
6. 52	Alabama (21)	Tuscaloosa	11/24/2018
7. 51	Florida (10)	Gainesville, FL	10/19/1996
8. 49	Alabama (27)	Tuscaloosa	11/26/2022
49	Alabama (0)	Tuscaloosa	11/24/2012
49	Florida (38)	Auburn	10/14/1995
49	Mississippi State (34)	Auburn	11/8/1952
49	Georgia (13)	Columbus, GA	11/18/1944

Largest Auburn Winning Margins

Margin	Score	Opponent	Site	Date
1. +94	94-0	Georgia Tech	Atlanta, GA	11/17/1894
2. +92	92-0	Mercer	Auburn	10/14/1916
3. +88	88-0	Samford	Auburn	10/2/1920
4. +78	78-0	Marion	Selma	10/1/1915
+78	78-0	Samford	Birmingham	10/15/1910
6. +77	77-0	Erskine	Auburn	10/1/1932
+77	77-0	Washington & Lee	Birmingham	11/13/1920
8. +72	72-0	Samford	Birmingham	9/30/1922
9. +68	68-0	Florida	Auburn	11/3/1917
10. +66	76-10	UT-Chattanooga	Auburn	9/9/1995
+66	73-7	ULM	Auburn	11/1/2003

Largest Auburn SEC Winning Margins

Margin	Score	Opponent	Site	Date
1. +56	56-0	Miss. State	Birmingham	11/7/1970
2. +53	56-3	Arkansas	Auburn	10/22/2016
3. +50	56-6	Vanderbilt	Auburn	10/13/1990
4. +49	63-14	Florida	Gainesville, FL	10/31/1970
5. +41	48-7	South Carolina	Auburn	10/1/2005
+41	41-0	Ole Miss	Auburn	10/5/1985
+41	44-3	Kentucky	Auburn	10/4/1969
+41	48-7	Kentucky	Auburn	10/7/1967
9. +40	40-0	Alabama	Birmingham	11/30/1957
10. +39	56-17	South Carolina	Atlanta, GA [SEC]	12/4/2010
+39	52-13	Miss. State	Auburn	11/8/1969

Largest Auburn Losing Margins

Margin	Score	Opponent	Site	Date
1. -64	0-64	North Carolina	Atlanta, GA	11/23/1892
2. -61	7-68	Georgia Tech	Atlanta, GA	11/29/1917
3. -55	0-55	Alabama	Birmingham	12/4/1948
4. -54	0-54	Vanderbilt	Nashville, TN	11/4/1905
5. -52	0-52	Tulane	New Orleans, LA	11/9/1929
6. -51	0-51	Georgia Tech	Atlanta, GA	11/29/1928
7. -49	0-49	Alabama	Tuscaloosa	11/24/2012
8. -47	0-47	Vanderbilt	Montgomery	10/29/1948
-47	0-47	Sewanee	Montgomery	10/31/1903
10. -42	21-63	Texas A&M	Auburn	10/27/2012
-42	0-42	Tennessee	Auburn	9/27/1980

Largest Auburn SEC Losing Margins

Margin	Score	Opponent	Site	Date
1. -55	0-55	Alabama	Birmingham	12/4/1948
2. -49	0-49	Alabama	Tuscaloosa	11/24/2012
3. -47	0-47	Vanderbilt	Montgomery	10/29/1948
4. -42	21-63	Texas A&M	Auburn	10/27/2012
-42	0-42	Tennessee	Auburn	9/27/1980
6. -41	10-51	Florida	Gainesville, FL	10/19/1996
-41	7-48	Florida	Gainesville, FL	11/3/1990
-41	0-41	Vanderbilt	Nashville, TN	9/30/1950
9. -40	0-40	Tulane	New Orleans, LA	10/25/1947
10. -38	0-38	Georgia	Auburn	11/10/2012
-38	7-45	Georgia	Athens, GA	11/12/2001
-38	0-38	Alabama	Birmingham	12/1/1962

Team Scoring Records

Auburn Quarter/Half Scoring Records

Most Points — First Quarter

1. 28	Purdue (Music City)	2018
28	Kansas	1988
28	Kansas	1987
4. 27	Chattanooga	2010
5. 24	Akron	2021
6. 21	28 times, most recently vs. Mississippi St., 2019	

Most Points — Second Quarter

1. 35	New Mexico State	1993
2. 31	Georgia Tech	1984
3. 28	UT-Chattanooga	1995
28	at Wake Forest	1979
28	Louisiana Tech	1989
28	NC State	1979
28	at Tennessee	2013

Most Points — Third Quarter

1. 35	Alabama State	2021
2. 28	at Arkansas	2017
3. 23	Ole Miss	2009
4. 21	12 times, most recently vs. LSU, 2020	

Most Points — Fourth Quarter

1. 28	Arkansas	2010
28	Florida State	1985
3. 25	at Georgia Tech	1971
4. 21	13 times, most recently vs. Mississippi State, 2017	

Most Points — First Half

1. 56	Purdue (Music City)	2018
2. 49	UT-Chattanooga	1995
3. 48	Chattanooga	2010
4. 45	Louisiana-Monroe	2003
5. 42	Furman	2009
42	Kansas	1988
42	Fresno State	1996
42	Vanderbilt	1990
42	Western Carolina	2013
42	Alabama State	2018
42	Mississippi State	2019

Most Points — Second Half

1. 42	Florida State	1985
42	Alabama State	2021
3. 38	Arkansas	2010
4. 35	New Mexico State	2012
35	vs. Alabama	1969
35	at Arkansas	2017
7. 31	Richmond	1980
31	Florida State	1974
31	at Georgia Tech	1971
31	vs. Missouri (SEC Champ)	2013

Most Points — Through Three Quarters

1. 69	UT-Chattanooga	1995
2. 66	Louisiana-Monroe	2003
3. 63	Purdue (Music City)	2018
4. 56	ULM	2016
56	Chattanooga	2010
56	Fresno State	1996
56	at Florida	1970
56	Vanderbilt	1990
56	Western Carolina	2013

Opponent Quarter/Half Scoring Records

Most Points — First Quarter

1. 21	at Mississippi State	2014
21	Texas A&M	2012
21	at Alabama	2010
21	Georgia	2010
21	West Virginia	2009
21	Arizona	1977
21	at LSU	2003
8. 19	LSU	1998
19	vs. Oklahoma (Sugar)	1971

Most Points — Second Quarter

1. 28	Alabama	2019
28	at Alabama	2012
28	vs. Missouri (Sun)	1973
4. 27	at Florida	1990
5. 23	Georgia	2006
6. 21	12 times, most recently Georgia State, 2021	

Most Points — Third Quarter

1. 27	vs. Penn State (Outback)	1995
2. 24	at Mississippi St.	1998
3. 21	at Alabama	2022
21	at Alabama	2018
21	at LSU	2011
21	vs. Alabama	1976

Most Points — Fourth Quarter

1. 23	Idaho	1999
2. 22	vs. Army (Independence)	1996
3. 21	10 times, most recently at Georgia, 2022	

Most Points — First Half

1. 42	Texas A&M	2012
42	at Alabama	2012
3. 35	at Alabama	2022
35	Texas A&M	2014
35	at Georgia	2011
35	Florida	1995
35	at Florida	2000
7. 34	at Florida	1990
8. 31	Oklahoma (Sugar)	1971
31	Alabama	2019

Most Points — Second Half

1. 35	at Alabama	2018
2. 34	at Alabama	2014
34	Georgia Tech	1984
34	vs. Alabama	1977
5. 33	Mississippi State	2021
6. 31	at Mississippi St.	1998
7. 30	at Florida	1996

Most Points — Through Three Quarters

1. 56	Texas A&M	2012
2. 49	at Alabama	2012
3. 43	vs. Penn State (Outback)	1995
4. 42	at Alabama	2022
42	Missouri (SEC Champ)	2013
42	at LSU	2011
42	Florida	1995
7. 41	at Florida	1990
8. 38	at Ole Miss	2022
38	Alabama	2019
38	at Alabama	2018
38	at LSU	2015
38	Texas A&M	2014
38	Georgia	2012
38	at LSU	2011

Single Game Records

Total Offense

	Yds	Player	Ru-Pa	Opponent	Date
1.	505	Nick Marshall	49-456	at Alabama	11/29/2014
2.	445	Dameyune Craig	75-370	Army (Independence)	12/31/1996
3.	431	Jason Campbell	57-374	Tennessee (SEC Champ)	12/4/2004
4.	422	Patrick Nix	35-387	Arkansas [Little Rock, AR]	10/28/1995
5.	417	Dameyune Craig	57-360	Central Florida	9/27/1997
6.	408	Cam Newton	73-335	South Carolina (SEC Champ)	12/4/2010
	408	Cam Newton	198-210	at Kentucky	10/9/2010
8.	405	Dameyune Craig	50-355	Louisiana Tech	10/11/1997
9.	387	Jarrett Stidham	23-364	Mercer	9/16/2017
10.	386	Pat Sullivan	35-351	Ole Miss (Gator)	1/2/1971
11.	384	Daniel Cobb	3-381	Louisiana Tech	10/20/2001
	384	Ben Leard	(-32)-416	at Georgia	11/13/1999
	384	Pat Sullivan	18-366	at Florida	10/31/1970

Pass Attempts

	Att	Player	Cmp-Yds	Opponent	Date
1.	58	Stan White	30-338	Tennessee	9/29/1990
2.	54	Dameyune Craig	20-270	Mississippi State	11/1/1997
3.	52	Patrick Nix	34-387	Arkansas [Little Rock, AR]	10/28/1995
4.	51	Patrick Nix	28-319	at Florida	10/15/1994
5.	50	Bo Nix	30-245	Georgia	11/16/2019
6.	48	Daniel Cobb	28-381	Louisiana Tech	10/20/2001
7.	47	Bo Nix	24-272	at South Carolina	10/17/2020
8.	46	Jeff Burger	30-265	at Georgia Tech	10/17/1987
9.	45	Jarrett Stidham	28-322	Tennessee	10/13/2018
	45	Gabe Gross	20-245	Georgia	11/14/1998
	45	Dameyune Craig	23-342	at LSU	9/20/1997
	45	Pat Sullivan	20-250	Oklahoma [Sugar]	1/1/1971
13.	44	Brandon Cox	22-342	Georgia Tech	9/3/2005
	44	Dameyune Craig	15-259	Clemson [Peach]	1/2/1998
	44	Pat Sullivan	24-320	at Georgia	11/13/1970
	44	Bo Nix	30-340	Ole Miss	11/2/2019
	44	Bo Nix	23-255	at LSU	10/2/2021

Pass Completions

	No	Player	Att-Yds	Opponent	Date
1.	34	Patrick Nix	52-387	Arkansas [Little Rock]	10/28/1995
2.	32	Jarrett Stidham	37-364	Mercer	9/16/2017
3.	31	Stan White	43-351	Indiana [Peach]	12/29/1990
4.	30	Stan White	58-338	Tennessee	9/29/1990
	30	Jeff Burger	46-265	at Georgia Tech	10/17/1987
	30	Bo Nix	30-340	Ole Miss	11/2/2019
	30	Bo Nix	30-50	Georgia	11/16/2019
6.	28	Ben Leard	37-397	Michigan [Citrus]	1/1/2001
	28	Dameyune Craig	41-394	at Mississippi State	10/12/1996
	28	Daniel Cobb	48-381	Louisiana Tech	10/20/2001
	28	Patrick Nix	39-372	Ole Miss	9/2/1995
	28	Patrick Nix	51-319	at Florida	10/15/1994
	28	Jarrett Stidham	43-331	vs. UCF [Peach]	1/1/2018
	28	Jarrett Stidham	45-322	Tennessee	10/13/2018
13.	27	Bo Nix	41-377	Mississippi State	11/13/2021
	27	Nick Marshall	43-456	at Alabama	11/29/2014
	27	Kodi Burns	43-319	at Ole Miss	11/1/2008
	27	Jason Campbell	35-374	Tennessee [SEC]	12/4/2004
	27	Dameyune Craig	40-360	Central Florida	9/27/1997
	27	Pat Sullivan	43-351	Ole Miss [Gator]	1/2/1971

Passing Yards

	Yards	Player	Cmp-Att.	Opponent	Date
1.	456	Nick Marshall	27-43	at Alabama	11/29/2014
2.	416	Ben Leard	24-32	at Georgia	11/13/1999
3.	394	Ben Leard	28-37	vs. Michigan/Citrus Bowl	1/1/2001
	394	Dameyune Craig	28-41	at Mississippi St.	10/12/1996
5.	387	Patrick Nix	34-52	at Arkansas	10/28/1995
6.	381	Daniel Cobb	28-48	Louisiana Tech	10/20/2001
7.	377	Bo Nix	27-41	Mississippi State	11/13/2021
8.	374	Jason Campbell	27-35	vs. Tennessee/SEC Champ.	12/4/2004
9.	373	Jarrett Stidham	15-21	vs Purdue/Music City	12/28/2018
10.	372	Patrick Nix	28-39	Ole Miss	9/2/1995
11.	370	Dameyune Craig	24-42	vs. Army/Ind. Bowl	12/31/1996
12.	366	Pat Sullivan	21-27	at Florida	10/31/1970
13.	364	Jarrett Stidham	32-37	Mercer	9/16/2017

Receiving Yards

	Yds	Player	Rec-TD	Opponent	Date
1.	263	Alexander Wright	5-4	Pacific	9/9/1989
2.	249	Ronney Daniels	9-2	at Georgia	11/13/1999
3.	222	Willie Gosha	17-0	Arkansas (Little Rock, AR)	10/28/1995
4.	217	Darvin Adams	7-2	South Carolina (SEC Champ)	12/4/2010
5.	206	Sammie Coates	5-2	at Alabama	11/29/2014
6.	194	Terry Beasley	9-1	Kentucky	10/2/1971
7.	176	Terry Beasley	7-3	at Florida	10/31/1970
8.	175	Frank Sanders	6-2	at Miss. State	10/8/1994
9.	173	Frank Sanders	6-2	East Carolina	11/5/1994
10.	161	Robert Baker	5-2	at Ole Miss	9/14/1996
	161	Seth Williams	8-2	Mississippi State	9/28/2019
12.	160	Freddy Weygand	5-2	Georgia Tech	10/20/1984
	160	Darius Slayton	3-3	Purdue (Music City)	12/28/2018

Pass Receptions

	No	Player	Yds-TD	Opponent	Date
1.	17	Willie Gosha	222-0	Arkansas (Little Rock)	10/28/1995
2.	13	Ryan Davis	72-0	at Georgia	11/10/2018
	13	Seth Williams	121-0	Georgia	11/16/2019
4.	12	Darvin Adams	142-0	Northwestern [Outback]	1/1/2010
5.	11	Terry Beasley	100-1	Southern Miss	10/9/1971
	11	Ryan Davis	139-0	Alabama	11/25/2017
7.	10	Demetris Robertson	59-0	Georgia	10/9/2021
	10	Anthony Schwartz	100-1	Arkansas	10/10/2020
	10	Ricardo Louis	76-0	Jacksonville State	9/12/2015
	10	Emory Blake	118-1	Arkansas	10/6/2012
	10	Ronney Daniels	143-0	Central Florida	11/6/1999
	10	Willie Gosha	132-1	Army [Shreveport, LA]	12/31/1996
	10	Tyrone Goodson	145-2	at Mississippi State	10/12/1996
	10	Thomas Bailey	117-1	at Florida	10/15/1994
15.	9	Ryan Davis	68-0	Mercer	9/16/2017
	9	D'haquille Williams	154-1	Arkansas	8/30/2014
	9	Rodgeriquis Smith	102-0	at Florida	9/27/2007
	9	Courtney Taylor	103-0	at Mississippi State	9/9/2006
	9	Markeith Cooper	49-0	Ole Miss	9/25/1999
	9	Ronney Daniels	246-2	at Georgia	11/13/1999
	9	Karsten Bailey	114-1	Georgia	11/14/1998
	9	Clifton Robinson	130-0	LSU	9/19/1998
	9	Lawyer Tillman	150-2	Georgia	11/15/1986
	9	Terry Beasley	194-1	Kentucky	10/2/1971
	9	Terry Beasley	131-0	Alabama (B'Ham)	11/28/1970

Rushing Attempts

	No	Player	Yds	Opponent	Date
1.	46	Tre Mason	304	Missouri (SEC Champ)	12/7/2013
2.	41	Michael Dyer	141	at South Carolina	10/1/2011
	41	Carnell Williams	167	at Georgia	11/10/2001
4.	40	Carnell Williams	202	Syracuse	9/28/2002
5.	39	Kamryn Pettway	169	at Mississippi State	10/8/2016
6.	38	Stacy Danley	172	Georgia	11/12/1988
	38	Bo Jackson	240	Ole Miss	10/5/1985
8.	37	Peyton Barber	120	at Arkansas	10/24/2015
	37	Kenny Irons	179	at Georgia	11/12/2005
	37	Ronnie Brown	184	Penn State (Orlando)	1/1/2003
	37	Rudi Johnson	130	at Alabama	11/18/2000
12.	36	Carnell Williams	185	Tennessee	10/4/2003
	36	Joe Cribbs	159	at Miss. State	11/11/1978
	36	Rudi Johnson	139	LSU	9/16/2000
15.	35	Carnell Williams	150	at Arkansas	10/11/2003
	35	James Joseph	172	Mississippi State	10/28/1989
	35	James Brooks	210	at LSU	10/11/1980

Single Game Records

Rushing Yards by a QB

Yds	Player	Att-TD	Opponent	Date
1. 222	Travis Tidwell	18-0	Furman	10/5/1946
2. 217	Cam Newton	28-2	LSU	10/23/2010
3. 214	Nick Marshall	14-2	at Tennessee	11/9/2013
214	Bobby Hunt	16-0	Mississippi State	11/7/1959
5. 198	Cam Newton	28-4	at Kentucky	10/9/2010
6. 188	Cam Newton	25-3	Arkansas	10/6/2010
7. 176	Cam Newton	25-3	South Carolina	9/25/2010
8. 171	Cam Newton	15-2	Arkansas State	9/4/2010
9. 160	Phil Gargis	24-1	Georgia	11/16/1974
10. 158	Kodi Burns	13-2	UT-Martin	11/8/2008

Rushing Yards

Yds	Player	Att-TD	Opponent	Date
1. 307	Curtis Kuykendall	33-4	at Miami	11/24/1944
2. 304	Tre Mason	46-4	Missouri [SEC Champ]	12/7/2013
3. 290	Bo Jackson	23-4	SW Louisiana	9/7/1985
4. 256	Bo Jackson	20-2	Alabama [B'Ham]	12/3/1983
5. 250	Joe Cribbs	34-2	Georgia	11/18/1978
6. 249	Rudi Johnson	33-4	Louisiana Tech	10/21/2000
7. 246	Stephen Davis	27-3	Arkansas	10/29/1994
8. 242	Bo Jackson	32-1	at Georgia Tech	10/19/1985
9. 240	Bo Jackson	38-2	Ole Miss	10/5/1986
10. 236	Kamryn Pettway	30-1	at Ole Miss	10/29/2015
11. 226	James Brooks	30-3	at Kansas State	9/16/1978
12. 224	Ronnie Brown	33-3	at Ole Miss	11/2/2002
13. 222	Travis Tidwell	18-1	Furman	10/5/1946
14. 221	Cameron Artis-Payne	30-2	Texas A&M	11/8/2014
15. 219	Tommie Agee	24-2	Maryland	11/5/1983
219	Joe Cribbs	14-3	Vanderbilt	10/13/1979
17. 218	Kenny Irons	27-1	at LSU	10/22/2005
18. 217	Cam Newton	28-2	LSU	10/23/2010
19. 214	Nick Marshall	14-2	at Tennessee	11/9/2013
214	Bobby Hunt	16-0	Miss. State [B'Ham]	11/7/1959
21. 211	James Bostic	32-2	Arkansas	10/31/1992
22. 210	James Brooks	30-1	at LSU	10/11/1980
23. 207	Brent Fullwood	18-1	Tennessee	9/27/1986
24. 205	Bo Jackson	30-2	Southern Miss	9/14/1985
25. 204	Kerryon Johnson	28-3	Ole Miss	10/7/2017
204	Carnell Williams	26-2	Alabama	11/22/2003
204	James Brooks	30-2	Richmond	10/4/1980
28. 202	Carnell Williams	40-2	Syracuse	9/28/2002
29. 200	James Brooks	13-2	at Georgia	11/17/1979
30. 198	Cam Newton	28-4	at Kentucky	10/9/2010

Total Tackles

No	Player	U-A	Opponent	Date
1. 26	Kurt Crain	19-7	Georgia	11/15/1986
2. 24	Freddie Smith	9-15	Tennessee [B'Ham]	9/25/1976
3. 23	Mike Pelton	13-10	at Vanderbilt	10/12/1991
23	Quentin Riggins	10-13	Florida	11/4/1989
23	Chris Martin	17-6	Alabama [B'Ham]	11/29/1980
23	Freddie Smith	11-12	Mississippi State	11/5/1977
7. 22	Darrel Crawford	14-8	Alabama	12/2/1989
22	Freddie Smith	17-5	Mississippi State	11/10/1979
22	Freddie Smith	14-8	Arizona	9/10/1977
22	Freddie Smith	17-5	Baylor	9/18/1976

Solo Tackles

No	Player	Tackles	Opponent	Date
1. 19	Kurt Crain	26	Georgia	11/15/1986
2. 17	Chris Martin	23	Alabama [B'Ham]	11/29/1980
17	Freddie Smith	22	Mississippi State	11/10/1979
17	Bob Harris	17	at Mississippi State	11/11/1978
17	Freddie Smith	22	Baylor	9/18/1976

Assisted Tackles

No	Player	Tackles	Opponent	Date
1. 15	Freddie Smith	24	Tennessee [B'Ham]	9/25/1976
2. 14	Bennie Pierce	19	Alabama [B'Ham]	11/30/1991
3. 13	Bennie Pierce	21	Southern Miss	10/5/1991
13	Quentin Riggins	23	Florida	11/4/1989
13	Kurt Crain	18	Florida State	11/7/1987
6. 12	Demetrue McNeal	18	at Mississippi State	9/8/2012
12	James Willis	18	Georgia	11/17/1990
12	Darrel Crawford	19	at Tennessee	9/30/1989
12	Freddie Smith	23	Mississippi State	11/5/1977
12	Freddie Smith	NA	Ole Miss	10/1/1977

Quarterback Sacks

No	Player	Opponent	Date
1. 4.0	Quentin Groves	Kentucky	10/23/2004
4.0	Tim Cromartie	Southern Miss	9/26/1992
4.0	Ron Stallworth	Alabama [B'Ham]	11/25/1988
2. 3.5	Stanley McClover	Alabama	11/19/2005
3.5	Nick Coe	at Ole Miss	10/20/2018
4. 3.0	Derick Hall	Alabama	11/27/2021
3.0	Quentin Groves	Florida	10/14/2006
3.0	Reggie Torbor	Ole Miss	11/8/2003
3.0	Mark Smith	at Arkansas [LR]	10/28/1995
3.0	Terry Solomon	Western Michigan	10/21/1995
3.0	Willie Whitehead	at Mississippi State	10/10/1992
3.0	Craig Ogletree	Ohio State [Hall of Fame]	1/1/1990
3.0	Craig Ogletree	Mississippi State	10/28/1989
3.0	Ron Stallworth	Syracuse [Sugar]	1/1/1988
3.0	Aundray Bruce	at Georgia Tech	10/17/1987
3.0	Aundray Bruce	Southern Cal [Citrus]	1/1/1987

Team Rushing Yards

Yds	Opponent	Site	Date	Additional Stats
1. 565	Louisiana-Lafayette	Auburn	9/7/1985	58 carries, 5 TD
2. 545	Missouri [SEC]	Atlanta, GA	12/7/2013	74 carries, 7 TD
3. 543	Arkansas	Auburn	10/22/2016	57 carries, 7 TD
4. 526	Furman	Auburn	10/5/1946	4 TD
5. 511	Western Carolina	Auburn	10/12/2013	43 carries, 5 TD
6. 467	Kent State	Auburn	9/14/2019	62 carries, 6 TD
6. 462	Arkansas State	Auburn	9/10/2016	62 carries, 3 TD
7. 455	Cincinnati	Auburn	11/10/1984	54 carries, 7 TD
8. 451	Alabama A&M	Auburn	11/19/2016	59 carries, 6 TD
9. 450	Maryland	Auburn	11/5/1983	61 carries, 3 TD
10. 444	Tennessee	Knoxville, TN	11/9/2013	53 carries, 5 TD
11. 440	LSU	Auburn	10/23/2010	52 carries, 3 TD
12. 439	Ole Miss	Auburn	10/5/1985	82 carries, 5 TD
13. 438	Richmond	Auburn	10/4/1980	63 carries, 6 TD
438	Vanderbilt	Auburn	10/13/1979	45 carries, 6 TD
438	Georgia	Auburn	11/18/1978	63 carries, 3 TD
16. 435	Wake Forest	Auburn	9/11/1982	57 carries, 4 TD

Single Game Records

Team Total Offense (All Games)

Yds	Opponent	Date	Additional Stats
1. 712	Western Carolina	10/12/2013	511 rush/201 pass (65 plays)
2. 706	Arkansas State	9/10/2016	462 rush/244 pass (85 plays)
3. 695	Louisiana-Lafayette	9/7/1985	565 rush/130 pass (76 plays)
4. 688	ULM	10/1/2016	410 rush/278 pass (84 plays)
5. 680	Kansas	9/17/1988	309 rush/371 pass (66 plays)
6. 677	Missouri (SEC Champ)	12/7/2013	545 rush/132 pass (85 plays)
7. 664	Mississippi State (B'Ham)	11/7/1970	392 rush/272 pass (52 plays)
8. 655	Furman	11/7/2009	282 rush/373 pass (69 plays)
9. 652	Mississippi State	10/7/1995	332 rush/320 pass (87 plays)
10. 633	Kent State	9/14/2019	467 rush/166 pass (68 plays)
11. 632	Arkansas	10/22/2016	543 rush/89 pass (69 plays)
12. 630	at Alabama	11/29/2014	174 rush/456 pass (90 plays)
13. 629	at Arkansas	10/21/2017	345 rush/284 pass (77 plays)
14. 628	Florida Atlantic	10/26/2013	422 rush/206 pass (77 plays)
628	Chattanooga	11/6/2010	303 rush/325 pass (54 plays)

Team First Downs

	First Downs	Opponent	Site	Date
1.	39	Ole Miss	Auburn	10/5/1985
2.	37	Western Carolina	Auburn	9/9/2002
3.	36	ULM	Auburn	10/1/2016
4.	33	The Citadel	Auburn	9/25/2004
	33	Mississippi State	Auburn	10/7/1995
6.	32	Kent State	Auburn	9/14/2019
	32	Arkansas State	Auburn	9/10/2016
	32	Wake Forest	Auburn	9/20/1969

Team Total Offense (SEC Games)

Yds	Opponent	Date	Additional Stats
1. 677	Missouri (SEC Champ)	12/7/2013	545 rush/132 pass (85 plays)
2. 664	Mississippi State [B'Ham]	11/7/1970	392 rush/272 pass (52 plays)
3. 652	Mississippi State	10/7/1995	332 rush/320 pass (87 plays)
4. 632	Arkansas	10/22/2016	543 rush/89 pass (69 plays)
5. 630	at Alabama	11/29/2014	174 rush/456 pass (90 plays)
6. 629	at Arkansas	10/21/2017	345 rush/284 pass (77 plays)
7. 615	at Texas A&M	10/19/2013	379 rush/236 pass (85 plays)
8. 606	Ole Miss	10/5/1985	438 rush/168 pass (101 plays)
9. 595	Arkansas	8/30/2014	302 rush/293 pass (70 plays)
10. 589	South Carolina (SEC Champ)	12/4/2010	238 rush/351 pass (71 plays)
589	Mississippi State	9/12/2009	390 rush/199 pass (83 plays)
589	Kentucky	11/5/2005	388 rush/201 pass (70 plays)
13. 584	at Kentucky	9/30/1995	285 rush/299 pass (75 plays)
14. 582	Texas A&M	11/8/2014	363 rush/219 pass (80 plays)
15. 578	Mississippi State	9/28/2019	217 rush/361 pass (69 plays)

Team Passing Yards

Yds	Opponent	Site	Date	Additional Stats
1. 456	Alabama	Tuscaloosa	11/29/2014	27-43, 3 TD
2. 442	Florida	Gainesville, FL	10/31/1970	24-34, 4 TD
3. 429	Mississippi State	Starkville, MS	10/12/1996	29-42, 5 TD
4. 416	Georgia	Athens, GA	11/13/1999	24-32, 4 TD
5. 394	Michigan	Orlando, FL	1/1/2001	28-37, 3 TD
6. 387	Arkansas	Little Rock, AR	10/28/1995	34-52, 2 TD
7. 381	Louisiana Tech	Auburn	10/20/2001	28-48, 5 TD
8. 378	Purdue	Nashville, TN	12/28/2018	16-23, 5 TD
9. 377	Mississippi State	Auburn	11/13/2021	27-43, 2 TD
10. 374	Tennessee [SEC]	Atlanta, GA	12/04/2004	27-36, 3 TD
11. 373	Furman	Auburn	11/7/2009	27-30, 4 TD
373	Ole Miss	Auburn	9/2/1995	29-41, 2 TD
13. 371	Kansas	Auburn	9/17/1988	19-27, 4 TD
14. 370	Army [Indy]	Shreveport, LA	12/31/1996	24-42, 2 TD
15. 364	Mercer	Auburn	9/16/2017	32-37, 0 TD
16. 361	Mississippi State	Auburn	9/28/2019	18-24, 2 TD
17. 360	Louisiana Tech	Auburn	10/11/1997	21-34, 4 TD
360	Central Florida	Auburn	9/27/1997	27-40, 2 TD
19. 359	The Citadel	Auburn	9/25/2004	22-32, 0 TD
20. 352	Pacific	Auburn	9/9/1989	16-25, 5 TD
21. 351	South Carolina [SEC]	Atlanta, GA	12/4/2010	18-29, 4 TD
351	Indiana [Peach]	Atlanta, GA	12/29/1990	31-48, 3 TD
351	Ole Miss [Gator]	Jacksonville, FL	1/2/1971	27-43, 2 TD

Freshman Records, Season

Passing

Passing Yardage

Player	Year	Att	Comp	Pct	Yards
1. Bo Nix	2019	377	217	.576	2542
2. Stan White	1990	338	180	.533	2242
3. Robby Ashford	2022	250	123	.492	1613
4. Gabe Gross	1998	197	88	.447	1222
5. Sean White	2015	143	83	.580	1166
6. Jason Campbell	2001	142	89	.627	1117
7. Jeff Klein	1999	169	85	.503	1038
8. Jonathan Wallace	2012	80	46	.575	720
9. Jeremy Johnson	2013	41	29	.707	422
10. Brandon Cox	2004	34	22	.647	257

Pass Attempts

Player	Year	Yards	Pct	Comp	Att
1. Bo Nix	2019	2542	.576	217	377
2. Stan White	1990	2242	.533	180	338
3. Robby Ashford	2022	1613	.492	123	250
4. Gabe Gross	1998	1222	.447	88	197
5. Jeff Klein	1999	1038	.503	85	169
6. Sean White	2015	1166	.580	83	143
7. Jason Campbell	2001	1117	.627	89	142
8. Jonathan Wallace	2012	720	.575	46	80
9. Jeremy Johnson	2013	422	.707	29	41
10. Ken Hobby	1981	163	.343	12	35

Pass Completions

Player	Year	Att	Yards	Comp
1. Bo Nix	2019	377	2542	217
2. Stan White	1990	338	2242	180
3. Robby Ashford	2022	250	1613	123
4. Jason Campbell	2001	142	1117	89
5. Gabe Gross	1998	197	1222	88
6. Jeff Klein	1999	169	1038	85
7. Sean White	2015	143	1166	83
8. Jonathan Wallace	2012	80	720	46
9. Jeremy Johnson	2013	41	422	29
10. Brandon Cox	2004	34	257	22

Completion Percentage (Min. 50 Attempts)

Player	Year	Att	Comp	Pct
1. Jason Campbell	2001	142	89	.627
2. Sean White	2015	143	83	.580
3. Bo Nix	2019	377	217	.576
4. Jonathan Wallace	2012	80	46	.575
5. Stan White	1990	338	180	.533
6. Jeff Klein	1999	169	85	.503

Touchdown Passes

Player	Year	Att	Comp	Yards	TD
1. Bo Nix	2019	377	217	2542	16
2. Stan White	1990	338	180	2242	14
3. Gabe Gross	1998	197	88	1222	7
4. Robby Ashford	2022	250	123	1613	7
5. Jeff Klein	1999	169	85	1038	6
6. Jonathan Wallace	2012	80	46	720	4
7. Brandon Cox	2004	34	22	257	4
8. Jason Campbell	2001	142	89	1117	4
9. Blake Field	2005	31	21	237	3
10. Kodi Burns	2007	26	10	145	2
11. Cord Sandberg	2019	7	5	84	2
12. Joey Gatewood	2019	7	5	54	2

Passing Efficiency (Min. 50 Attempts)

Player	Year	Comp	Att	Pct	Yards	TD	Int	Rating
1. Jonathan Wallace	2012	46	80	.575	720	4	4	139.60
2. Jason Campbell	2001	89	142	.627	1117	4	4	132.41
3. Bo Nix	2019	217	377	.576	2542	16	6	125.02
4. Sean White	2015	83	143	.580	1166	1	4	123.25
5. Stan White	1990	180	338	.533	2242	14	14	114.36
6. Robby Ashford	2022	123	250	.492	1613	7	7	107.00
7. Jeff Klein	1999	85	169	.503	1038	6	9	102.95

Receiving

Receiving Yardage

Player	Year	Rec	Avg	Yards
1. Ronney Daniels	1999	56	19.1	1068
2. Freddy Weygand	1984	32	24.9	796
3. Seth Williams	2018	26	20.5	534
4. Courtney Taylor	2003	34	11.1	379
5. Robert Baker	1995	28	13.2	370
6. Anthony Schwartz	2018	22	16.2	357
7. Devin Aromashodu	2002	18	16.9	304
8. Darius Slayton	2016	15	19.5	292
9. Shayne Wasden	1988	16	16.9	271
10. Kyle Davis	2016	12	20.7	248
11. Deandre Green	2000	23	10.4	240
12. Ben Obomanu	2002	17	13.2	224
13. Eli Stove	2016	23	9.7	224
14. Marcus Davis	2013	23	9.4	217
15. Joe Frazier	1991	16	12.9	207
16. Clifton Robinson	1997	15	13.4	201
17. Anthony Mix	2002	13	14.9	193
18. Mario Fannin	2007	18	9.8	176
19. Travaris Robinson	1999	18	9.7	174
20. JaTarvious Whitlow	2018	15	11.5	173
21. Robert Johnson	2000	12	14.0	168
22. Trovon Reed	2011	21	7.8	164
23. Lorenzo Diamond	1999	13	12.2	159
24. Markeith Cooper	1996	13	12.0	156
25. Errick Lowe	1995	12	12.8	153

Receptions

Player	Year	Yards	Avg	Rec
1. Ronney Daniels	1999	1068	19.1	56
2. Courtney Taylor	2003	379	11.1	34
3. Freddy Weygand	1984	796	24.9	32
4. Robert Baker	1995	370	13.2	28
5. Seth Williams	2018	534	20.5	26
6. Eli Stove	2016	224	9.7	23
7. Marcus Davis	2013	217	9.4	23
8. Deandre Green	2000	240	10.4	23
9. Anthony Schwartz	2018	357	16.2	22
10. Trovon Reed	2011	164	7.8	21
11. Mario Fannin	2007	176	9.8	18
12. Devin Aromashodu	2002	304	16.9	18
13. Travaris Robinson	1999	174	9.7	18
14. Quan Bray	2011	93	5.5	17
15. Ben Obomanu	2002	224	13.2	17
16. Rusty Williams	1996	123	7.7	16
17. Joe Frazier	1991	207	12.9	16
18. Shayne Wasden	1988	271	16.9	16
19. Stacy Danley	1987	98	6.1	16
20. JaTarvious Whitlow	2018	173	11.5	15
21. Darius Slayton	2016	292	19.5	15
22. Clifton Robinson	1997	201	13.4	15
23. Gabe McKenzie	2006	137	10.5	13
24. Anthony Mix	2002	193	14.9	13
25. Carnell Williams	2001	140	10.8	13
26. Lorenzo Diamond	1999	159	12.2	13

Freshman Records, Season

Receiving Touchdowns

Player	Year	Rec	Yards	Avg	TD
1. Ronney Daniels	1999	56	1068	19.1	9
2. Seth Williams	2018	26	534	20.5	5
3. Ben Obomanu	2002	17	224	13.2	3
Robert Johnson	2000	12	168	14.0	3
Robert Baker	1995	28	370	13.2	3
Freddy Weygand	1984	32	796	24.9	3
7. Camden Brown	2022	9	123	13.7	2
Anthony Schwartz	2018	22	357	16.2	2
JaTarvious Whitlow	2018	15	173	11.5	2
Kyle Davis	2016	12	248	20.7	2
Sammie Coates	2012	6	114	19.0	2
Mario Fannin	2007	18	176	9.8	2
Tommy Trott	2006	10	94	9.4	2
Cooper Wallace	2002	8	123	15.4	2
Deandre Green	2000	23	271	10.4	2
Markeith Cooper	1996	13	156	12.0	2

10. Tommy Agee	1983	604	5.3	115
11. Chester O'Neal	1981	480	4.5	107
James Brooks	1977	467	4.4	107
13. Onterio McCalebb	2009	547	5.5	99
14. Bo Nix	2019	313	3.2	97
15. Stacy Danley	1987	468	5.0	94
16. Jarquez Hunter*	2021	593	6.7	89
17. Darrell Williams	1989	371	4.4	85
18. D.J. Williams	2019	400	4.8	84
Mario Fannin	2007	448	5.3	84
Ronnie Brown	2001	330	3.9	84

Rushing

Rushing Yardage

Player	Year	Att	Avg	Yards
1. Michael Dyer*	2010	182	6.0	1,093
2. Tank Bigsby*	2020	138	6.0	834
3. Bo Jackson*	1982	127	6.5	829
4. JaTarvious Whitlow	2018	150	5.2	787
5. Travis Tidwell	1946	181	4.3	772
6. Robby Ashford	2022	152	4.7	710
7. Joe Frazier	1991	140	4.7	651
8. Carnell Williams*	2001	120	5.1	614
9. Tommy Agee	1983	115	5.3	604
10. Jarquez Hunter*	2021	89	6.7	593
11. Onterio McCalebb*	2009	99	5.5	547
12. Michael Burks	1998	152	3.2	483
13. Chester O'Neal*	1981	107	4.5	480
14. Stacy Danley	1987	94	5.0	468
15. James Brooks	1977	107	4.4	467
16. Tre Smith*	2002	79	5.8	454
17. Mario Fannin	2007	84	5.3	448
18. Rusty Williams*	1996	80	5.5	439
19. D.J. Williams*	2019	84	4.8	400
20. Ben Tate*	2006	54	7.3	392
21. Shaun Shivers*	2018	70	5.3	371
Darrell Williams	1989	85	4.4	371
23. Markeith Cooper*	1996	64	5.5	351
24. Brad Lester	2005	52	6.5	339
25. Ronnie Brown	2001	84	3.9	330
26. Kiehl Frazier*	2011	76	4.3	327
27. Kam Martin	2016	44	7.3	320
28. Secdrick McIntyre*	1973	64	4.9	315
29. Bo Nix*	2019	97	3.2	313
30. James Joseph	1986	52	5.1	265

* True Freshmen

Rushing Attempts

Player	Year	Yards	Avg	Att
1. Michael Dyer	2010	1,093	6.0	182
2. Travis Tidwell	1946	772	4.3	181
3. Michael Burks	1998	483	3.2	152
Robby Ashford	2022	710	4.7	152
5. JaTarvious Whitlow	2018	787	5.2	150
6. Joe Frazier	1991	651	4.7	140
7. Tank Bigsby	2020	834	6.0	138
8. Bo Jackson	1982	829	6.5	127
9. Carnell Williams	2001	614	5.1	120

Rushing Touchdowns

Player	Year	Att	Yards	Avg	TD
1. Bo Jackson	1982	127	829	6.5	9
2. Bo Nix	2019	97	313	3.2	7
Robby Ashford	2022	152	710	4.7	7
4. Carnell Williams	2001	120	614	5.1	6
JaTarvious Whitlow	2018	150	787	5.2	6
6. Tank Bigsby	2020	138	834	6.0	5
Anthony Schwartz	2018	27	211	7.8	5
Michael Dyer	2010	182	1,093	6.0	5
Mario Fannin	2007	84	448	7.3	5
Brad Lester	2005	52	339	6.5	5
Darrell Williams	1989	85	371	4.4	5
Chester O'Neal	1981	107	480	4.5	5
13. Onterio McCalebb	2009	99	547	5.5	4
Rusty Williams	1996	80	439	5.5	4
Joe Frazier	1991	140	651	4.7	4
Tommy Agee	1983	115	604	5.3	4
Secdrick McIntyre	1973	64	315	4.9	4
18. Jarquez Hunter*	2021	89	592	6.7	3
Joey Gatewood	2019	29	148	5.1	3
Shaun Shivers	2018	70	371	5.3	3
Kam Martin	2016	44	320	7.3	3
Kerryon Johnson	2015	52	208	4.0	3
Kiehl Frazier	2011	76	327	4.3	3
Kodi Burns	2007	54	203	3.8	3
Ben Tate	2006	54	392	7.3	3
Tre Smith	2002	79	454	5.8	3
Markeith Cooper	1996	64	351	5.5	3
James Joseph	1986	52	265	5.1	3

Yards Per Carry (Min. 80 attempts)

Player	Year	Yards	Att	Avg
1. Jarquez Hunter	2021	593	89	6.67
2. Bo Jackson	1982	829	127	6.53
3. Tank Bigsby	2020	834	138	6.04
4. Michael Dyer	2010	1,093	182	6.01
5. Onterio McCalebb	2009	547	99	5.53
6. Rusty Williams	1996	439	80	5.49
7. Mario Fannin	2007	448	84	5.33
8. Tommy Agee	1983	604	115	5.25
JaTarvious Whitlow	2018	787	150	5.25
10. Carnell Williams	2001	614	120	5.12
11. Stacy Danley	1987	468	94	4.98

Freshman Records, Game

Passing

Passing Yards

Yds	Player	Cmp-Att	Opponent	Date
1. 351	Stan White	31-48	Indiana [Peach]	12/29/1990
2. 340	Bo Nix	30-44	Ole Miss	11/2/2019
3. 338	Stan White	30-58	Tennessee	9/29/1990
4. 337	Robby Ashford	19-38	LSU	10/1/2022
5. 335	Bo Nix	16-21	Mississippi State	9/28/2019
6. 324	Stan White	21-35	Cal. St. Fullerton	9/8/1990
7. 285	Robby Ashford	24-33	Arkansas	10/29/2022
8. 272	Stan White	24-37	Louisiana Tech	10/6/1990
9. 270	Jeff Klein	19-31	Central Florida	11/6/1999
10. 258	Sean White	12-28	Ole Miss	10/31/2015

Pass Attempts

Att	Player	Cmp-Yds	Opponent	Date
1. 58	Stan White	30-338	Tennessee	9/29/1990
2. 50	Bo Nix	30-245	Georgia	11/16/2019
3. 48	Stan White	31-351	Indiana [Peach]	12/29/1990
4. 45	Gabe Gross	20-245	Georgia	11/14/1998
5. 44	Bo Nix	30-340	Ole Miss	11/2/2019
6. 39	Jeff Klein	19-245	Florida	10/16/1999
7. 38	Robby Ashford	19-337	LSU	10/1/2022
38	Robby Ashford	13-165	at Georgia	10/8/2022
9. 37	Stan White	24-272	Louisiana Tech	10/6/1990
37	Bo Nix	19-207	Tulane	9/7/2019

Pass Completions

No	Player	Att-Yds	Opponent	Date
1. 31	Stan White	48-351	Indiana [Peach]	12/29/1990
2. 30	Stan White	58-338	Tennessee	9/29/1990
30	Bo Nix	44-240	Ole Miss	11/2/2019
30	Bo Nix	50-245	Georgia	11/16/2019
5. 24	Stan White	37-272	Louisiana Tech	10/6/1990
24	Robby Ashford	33-285	Arkansas	10/29/2022
7. 21	Stan White	35-324	Cal. St. Fullerton	9/8/1990
8. 20	Gabe Gross	45-245	Georgia	11/14/1998
20	Sean White	28-188	Mississippi State	9/26/2015
10. 19	Jeff Klein	31-270	Central Florida	11/6/1999
19	Jeff Klein	39-245	Florida	10/16/1999
19	Sean White	32-254	at Arkansas	10/24/2015
19	Bo Nix	37-207	Tulane	9/7/2019
19	Robby Ashford	38-337	LSU	10/1/2022

Receiving

Receiving Yards

Yds	Player	Rec-TD	Opponent	Date
1. 249	Ronney Daniels	9-2	at Georgia	11/13/1999
2. 160	Freddy Weygand	5-2	Georgia Tech	10/20/1984
3. 147	Freddy Weygand	4-0	at Florida State	10/13/1984
4. 143	Ronney Daniels	10-0	Central Florida	11/6/1999
5. 120	Ronney Daniels	2-2	at LSU	9/18/1999
6. 113	Ronney Daniels	4-1	Mississippi State	10/9/1999

Long Receptions

- 84, Ronney Daniels at LSU (9/18/1999)
- 78, Ronney Daniels at Georgia (11/13/1999)
- 78, Joe Frazier at Tennessee (9/28/1991)
- 78, Harold Joiner vs. Ole Miss (11/2/2019)

Rushing

Rushing Attempts

No	Player	Yds	Opponent	Date
1. 41	Carnell Williams	167	at Georgia	11/10/2001
2. 26	Tank Bigsby	192	at Mississippi State	12/12/2020
26	Ben Tate	156	Tulane	10/21/2006
26	Darrell Williams	128	at Georgia	11/18/1989
26	Stacy Danley	157	vs. Alabama	11/27/1987
6. 25	Tre Smith	126	at Alabama	11/23/2002
7. 24	Tommie Agee	219	Maryland	11/5/1983
24	D.J. Williams	93	Ole Miss	11/2/2019
24	Tank Bigsby	129	at Ole Miss	10/24/2020
10. 23	Michael Dyer	100	South Carolina	9/25/2010

Rushing Yards

Yds	Player	Att-TD	Opponent	Date
1. 222	Travis Tidwell	18	Furman	10/5/1946
2. 219	Tommie Agee	24-2	Maryland	11/5/1983
3. 192	Tank Bigsby	26-0	at Mississippi State	12/12/2020
4. 180	Michael Dyer	21-1	at Ole Miss	10/30/2010
5. 177	Carnell Williams	19-1	at Arkansas	10/27/2001
6. 176	Kam Martin	21-2	Alabama A&M	11/19/2016
7. 170	Ja'Tarvious Whitlow	19-0	at Ole Miss	10/20/2018
8. 167	Carnell Williams	41-2	at Georgia	11/10/2001
9. 162	Tristan Davis	11-1	at Kentucky	11/5/2005
10. 157	Stacy Danley	26-0	vs. Alabama	11/27/1987
11. 156	Ben Tate	26-1	Tulane	10/21/2006
12. 148	Onterio McCalebb	22-1	Louisiana Tech	9/5/2009
13. 147	Jarquez Hunter	8-1	Alabama State	9/11/2021
14. 146	Tank Bigsby	20-0	Arkansas	10/10/2020
15. 143	Michael Dyer	22-0	Oregon [BCS Championship]	1/10/2011
16. 140	Travis Tidwell		Florida	11/30/1946
17. 130	D.J. Williams	13-0	at LSU	10/26/2019
18. 129	Tank Bigsby	24-2	at Ole Miss	10/24/2020
19. 128	Darrell Williams	26-1	at Georgia	11/18/1989
20. 126	Tre Smith	25-0	at Alabama	11/23/2002
21. 123	Bo Jackson	10-2	Wake Forest	9/11/1982
22. 122	Ja'Tarvious Whitlow	14-0	Alabama State	9/8/2018
23. 121	Robby Ashford	17-2	at Alabama	11/26/2022
24. 119	Ron O'Neal	14-1	Wake Forest	9/19/1981
25. 117	Shaun Shivers	13-1	Alabama State	9/8/2018
117	Sedrick McIntyre	20-3	Mississippi State	11/10/1973
27. 114	Onterio McCalebb	16-1	Mississippi State	9/12/2009
114	Ben Tate	7-2	Buffalo	9/23/2006
114	James Joseph	16-2	Western Carolina	10/4/1986
114	Bo Jackson	17-1	vs. Alabama	11/27/1982
114	Bo Jackson	15-1	Rutgers	11/6/1982
32. 112	James Brooks	12-0	Tennessee	9/24/1977
33. 111	Bo Jackson	18-0	Kentucky	10/9/1982
111	Tank Bigsby	16-1	at South Carolina	10/17/2020
35. 110	Jarquez Hunter	9-1	Akron	9/4/2021
110	Markeith Cooper	8-1	Fresno State	9/7/1996
110	Bo Jackson	17-1	Tennessee	9/25/1982
38. 109	Ron O'Neal	21-0	Tennessee	9/26/1981
39. 108	Robby Ashford	18-2	at Mississippi State	11/5/2022
40. 106	Darrell Williams	17-2	Louisiana Tech	11/11/1989
106	Harry Mose	16-1	Mississippi State	10/24/1987
42. 104	Ja'Tarvious Whitlow	22-1	LSU	9/15/2018
43. 101	Bobby Freeman		Wofford	10/5/1951
44. 100	Michael Dyer	15-0	LSU	10/23/2010
100	Michael Dyer	23-0	South Carolina	9/25/2010

Long Runs

- 94, Jarquez Hunter vs. Alabama State (9/11/2021)
- 80, Travis Tidwell vs. Furman (11/24/1946)
- 79, Bobby Freeman vs. Wofford (10/5/1951)
- 78, Eli Stove vs. Arkansas (10/22/2016)
- 75, Tristan Davis at Kentucky (11/5/2005)
- 70, Brad Lester vs. Ball State (9/17/2005)
- 70, D.J. Williams at LSU (10/26/2019) [No TD]
- 67, Mario Fannin vs. New Mexico State (9/22/2007)
- 67, Malik Willis vs. Mississippi State (9/30/2017)
- 63, Tony Richardson vs. Southern Miss (11/10/1990)
- 62, Onterio McCalebb vs. Ball State (9/26/2009)
- 62, Markeith Cooper vs. Fresno St. (9/7/1996)
- 62, Malik Willis vs. ULM (11/18/2017) [No TD]
- 59, Joe Frazier vs. Ole Miss (9/14/1991)
- 55, Carnell Williams at Arkansas (10/27/2001)
- 54, Ron O'Neal vs. Wake Forest (9/19/1981)
- 54, Ja'Tarvious Whitlow at Ole Miss (10/20/2018) [No TD]
- 53, Bo Jackson vs. Alabama (11/27/1982) [No TD]

Individual Game Highs

Auburn's 200-yard Passing Games

456, Nick Marshall at Alabama (11/29/2014); 27-43, 3 TD, 1 int
416, Ben Leard at Georgia (11/13/1999); 24-32, 4 TD
394, Ben Leard vs. Michigan (1/1/2001, Citrus); 28-37, 3 TD
394, Dameyune Craig at Miss. State (10/12/1996); 28-41, 4 TD
387, Patrick Nix at Arkansas (10/28/1995); 34-52, 2 TD, 2 int
381, Daniel Cobb vs. La Tech (10/20/2001); 28-48, 5 TD, 4 int
377, Bo Nix vs. Mississippi State (11/13/2021); 27-41, 2 TD
374, Jason Campbell vs. Tennessee (12/4/2004, SEC Champ); 27-35, 3 TD, 1 int
373, Jarrett Stidham vs. Purdue (12/28/2018, Music City); 15-21, 5 TD
372, Patrick Nix vs. Ole Miss (9/2/1995); 28-39, 1 TD
370, Dameyune Craig vs. Army (12/31/1996, Indy); 24-42, 2 TD, 1 int
366, Pat Sullivan at Florida (10/31/1970); 21-27, 4 TD
364, Jarrett Stidham vs. Mercer (9/16/2017); 32-37, 1 int
360, Dameyune Craig vs. Central Fla. (9/27/1997); 27-40, 2 TD, 1 int
355, Dameyune Craig vs. La. Tech (10/11/1997); 20-32, 4 TD, 3 int
351, Stan White vs. Indiana (12/29/1990, Peach); 31-43, 1 TD
351, Pat Sullivan vs. Ole Miss (1/1/1971, Gator); 27-43, 2 TD, 1 int
342, Brandon Cox vs. Georgia Tech (9/3/2005); 22-44, 2 TD, 4 int
342, Dameyune Craig at LSU (9/20/1997); 23-45, 2 TD
340, Bo Nix vs. Ole Miss (11/2/2019); 30-44
339, Nick Marshall vs. Mississippi State (9/14/2013); 23-34, 2 TD, 2 int
338, Stan White vs. Tennessee (9/29/1990); 30-58, 3 TD, 1 int
337, Robby Ashford vs. LSU (10/1/2022); 19-38, 2 TD, 1 int
335, Cam Newton vs. South Carolina (12/4/2010, SEC Championship); 17-28, 4 TD
335, Bo Nix vs. Mississippi State (9/28/2019); 16-21, 2 TD
331, Jarrett Stidham vs. UCF (1/1/2018); 28-43, 1 TD, 2 int
324, Stan White vs. Cal State Fullerton (9/8/1990); 21-35, 4 TD
322, Jarrett Stidham vs. Tennessee (10/13/2018); 28-45, 2 TD, 2 int
321, Dameyune Craig at South Carolina (10/4/1997); 24-39, 2 TD, 1 int
320, Pat Sullivan vs. Georgia (11/14/1970); 24-44, 0 TD, 2 int
319, Kodi Burns at Ole Miss (11/1/2008); 27-43, 0 TD, 3 int
319, Patrick Nix at Florida (10/15/1994); 28-51, 3 TD
317, Cam Newton vs. Chattanooga (11/6/2010); 15-21, 4 TD
317, Pat Sullivan vs. Alabama (11/28/1970); 22-38, 1 TD, 1 int
314, Stan White at Ole Miss (9/5/1992); 16-39, 1 TD, 4 int
312, Pat Sullivan vs. Georgia Tech (10/17/1970); 16-29, 3 TD, 1 int
311, Patrick Nix at Miss. State (10/8/1994); 16-23, 3 TD, 1 int
304, Ben Leard at LSU (9/18/1999); 16-23, 3 TD
300, Bo Nix vs. LSU (10/31/2020); 18-24, 3 TD
297, Jason Campbell vs. Arkansas (10/16/2004); 17-19, 3 TD
292, Bo Nix vs. Northwestern (11/1/2021); 25-42, 1 TD
292, Bo Nix at Arkansas (10/16/2021); 21-26, 2 TD, 1 int
290, Dameyune Craig vs. Georgia (11/16/1996); 22-35, 3 TD
290, Reggie Slack vs. Kansas (9/17/1988); 12-16, 4 TD
287, Chris Todd vs. Ball State (9/26/2009); 19-26, 5 TD
285, Robby Ashford vs. Arkansas (10/29/2022); 24-33, 1 TD
285, Ben Leard vs. LSU (9/19/1998); 21-38, 2 TD, 2 int
285, Reggie Slack at Tennessee (9/30/1989); 18-40, 1 TD, 1 int
284, Chris Todd vs. West Virginia (9/19/2009); 16-31, 4 TD, 1 int
282, Stan White at LSU (9/18/1993); 20-28, 1 TD
282, Jeff Burger vs. Vanderbilt (10/10/1987); 14-18, 2 TD
281, Pat Sullivan at Georgia Tech (10/16/1971); 26-34, 3 TD, 1 int
279, Brandon Cox at Georgia (11/12/2005); 16-28, 0 TD, 1 int
276, Bo Nix vs. Ole Miss (10/30/2021); 22-30, 1 TD
275, Bo Nix vs. Akron (9/4/2021); 20-22, 3 TD
274, Patrick Nix vs. Miss. State (10/7/1995); 23-28, 2 TD, 1 int
274, Reggie Slack vs. Alabama (12/2/1989); 14-26, 0 TD, 1 int
274, Loran Carter vs. Miami (10/26/1968); 15-28, 3 TD, 3 int
273, Jarrett Stidham vs. Washington (9/1/2018); 26-36, 1 TD
272, Bo Nix at South Carolina (10/17/2020); 24-47, 1 TD, 3 int
272, Stan White vs. Louisiana Tech (10/6/1990); 24-37, 0 TD
272, Reggie Slack vs. Southern Miss (11/5/1988); 14-23, 1 TD, 1 int
270, Jason Campbell vs. Alabama (11/22/2003); 18-27, 1 TD, 2 int
270, Dameyune Craig vs. Miss. State (11/1/1997); 20-54, 4 int
270, Jeff Klein vs. Central Florida (11/6/1999); 19-31, 2 TD, 2 int
269, Jeff Burger vs. Texas (9/5/1987); 16-22, 2 TD
268, Jarrett Stidham at Texas A&M (11/4/2017); 20-27, 3 TD
268, Pat Sullivan vs. Tennessee (9/26/1970); 17-31, 1 TD, 2 int
267, Stan White vs. Florida (10/16/1993); 23-35, 1 TD
266, Ben Leard vs. Wyoming (8/31/2000); 12-19, 2 TD
265, Cam Newton vs. Oregon (1/10/2011, BCS Championship); 20-34, 2 TD, 1 int
265, Jeff Burger at Georgia Tech (10/17/1987); 30-46, 1 TD, 2 int
264, Jarrett Stidham vs. Mississippi State (9/30/2017); 13-16, 2 TD

263, Reggie Slack vs. Georgia (11/12/1988); 20-34, 2 TD, 1 int
262, Dameyune Craig vs. Tennessee (12/6/1997); 14-34, 2 TD
262, Patrick Nix at Kentucky (9/30/1995); 18-27, 3 TD, 1 int
261, Barrett Trotter vs. Utah State (9/3/2011); 17-23, 3 TD
261, Patrick Nix vs. East Carolina (11/5/1994); 15-23, 2 TD
259, Dameyune Craig vs. Clemson (1/2/1998); 15-44
259, Patrick Nix vs. Alabama (11/18/1995); 18-36, 2 TD
258, Sean White vs. Ole Miss (10/31/2015); 12-28, 1 TD, 1 int
258, Stan White vs. Southern Miss (10/5/1991); 23-43, 1 TD, 2 int
256, Chris Todd vs. Furman (11/7/2009); 17-18, 4 TD
255, Bo Nix at LSU (10/2/2021); 23-44, 1 TD
255, Sean White at Kentucky (10/15/2015); 17-27, 0 TD
255, Chris Todd vs. Louisiana Tech (9/5/2009); 17-26, 2 TD
254, Sean White at Arkansas (10/24/2015); 19-32, 1 TD
254, Nick Marshall at Ole Miss (11/1/2014); 15-22, 2 TD, 1 int
254, Daniel Cobb at Arkansas (10/27/2001); 22-40, 1 TD, 2 int
253, Brandon Cox at Ole Miss (10/28/2006); 21-34, 1 TD, 1 int
253, Pat Sullivan vs. Kentucky (10/2/1971); 16-25, 2 TD, 2 int
252, Jason Campbell at Tennessee (10/2/2004); 16-23, 2 TD, 1 int
252, Reggie Slack vs. Pacific (9/9/1989); 9-10, 4 TD, 1 int
251, Brandon Cox vs. Arkansas State (11/4/2006); 12-21, 2 TD, 2 int
250, Chris Todd vs. LSU (9/20/2008); 17-32, 1 TD, 2 int
250, Pat Sullivan vs. Oklahoma (1/1/1972, Sugar); 20-44, 1 TD, 1 int
249, Brandon Cox at Mississippi State (9/9/2006); 18-27, 2 TD, 0 int
249, Dameyune Craig at Ole Miss (9/14/1996); 13-25, 3 TD, 1 int
248, Chris Todd vs. Southern Miss (9/6/2008); 21-31
248, Dameyune Craig vs. Northeast La. (11/9/1996); 17-32, 1 TD, 1 int
248, Stan White vs. New Mexico State (11/6/1993); 23-30, 3 TD
248, Pat Sullivan at Georgia (11/13/1971); 14-24, 4 TD
247, Sean White at Ole Miss (10/29/2016); 15-22, 1 TD
247, Jason Campbell at Vanderbilt (9/29/2001); 17-24, 1 TD
247, Dameyune Craig at Virginia (9/4/1997); 12-19, 2 TD, 1 int
247, Patrick Nix at Alabama (11/19/1994); 23-42, 0 TD, 1 int
246, Bobby Freeman vs. Tulane (10/30/1954); 11-17, 2 TD, 2 int
245, Bo Nix vs. Georgia (11/16/2019); 30-50, 1 TD
245, Jarrett Stidham vs. Southrn Miss (9/29/2018); 19-33, 2 TD
245, Cam Newton vs. Louisiana-Monroe (10/2/2010); 14-19, 3 TD, 1 int
245, Brandon Cox vs. South Carolina (10/1/2005); 19-29, 1 TD
245, Jeff Klein vs. Florida (10/16/1999); 19-39, 2 TD, 2 int
245, Gabe Gross vs. Georgia (11/14/1998); 20-45, 1 TD, 3 int
245, Dameyune Craig vs. Ole Miss (9/13/1997); 19-29, 1 TD
245, Jeff Burger vs. UT-Chatt. (9/6/1986); 16-25, 3 TD, 2 int
244, Dameyune Craig at Arkansas (10/25/1997); 13-25, 1 TD
244, Sean White vs. Arkansas State (9/10/2016); 17-23, 3 TD
243, Jeremy Johnson vs. Arkansas (8/30/2014); 12-16, 2 TD
241, Mike Mann vs. Georgia Tech (10/20/1984); 11-17, 2 TD, 1 int
241, Pat Sullivan vs. Florida (10/30/1971); 15-30, 2 TD, 1 int
241, Pat Sullivan vs. Southern Miss (9/19/1970); 15-24, 3 TD
240, Ben Leard vs. Arkansas (10/28/2000); 19-30, 1 TD
239, Jarrett Stidham vs. Texas A&M (11/3/2018); 18-29, 2 TD
239, Sean White vs. ULM (10/1/2016); 14-17, 2 TD
238, Bo Nix at Ole Miss (10/24/2020); 23-30, 1 TD
238, Chris Todd at Georgia (11/14/2009); 20-28, 2 TD, 2 int
238, Pat Sullivan vs. Southern Miss (10/9/1971); 23-39, 3 TD, 1 int
237, Jarrett Stidham vs. Alabama (11/25/2017); 21-28
237, Ben Leard vs. Alabama (11/20/1999); 26-39, 2 TD, 1 int
236, Jeremy Johnson vs. Jacksonville State (9/12/2015); 21-32, 2 TD, 2 int
236, Nick Marshall at Texas A&M (10/19/2013); 11-23, 2 TD
236, Stan White vs. Ga. Southern (8/31/1991); 14-27, 2 TD, 1 int
235, Jarrett Stidham vs. ULM (11/18/2017); 18-24, 2 TD, 1 int
235, Jarrett Stidham vs. Ole Miss (10/7/2017); 14-21, 2 TD
235, Chris Todd vs. Northwestern (1/1/2010, Outback); 20-31, 1 TD
234, Jason Campbell at Ole Miss (10/30/2004); 11-22, 1 TD
234, Sean White vs. LSU (9/24/2016); 19-26
233, Bo Nix vs. Kentucky (9/26/2020); 16-27, 3 TD
233, Jeff Burger vs. Georgia (11/15/1986); 19-36, 1 TD, 3 int
232, Stan White vs. Alabama (11/30/1991); 13-26, 0 TD, 2 int
231, Nick Marshall at Kansas State (9/18/2014); 17-31, 2 TD, 1 int
231, Jason Campbell vs. Ole Miss (11/8/2003); 14-26, 1 TD
231, Dameyune Craig at Georgia (11/15/1997); 12-19, 1 TD
230, Reggie Slack at Georgia (11/18/1989); 19-27, 1 TD, 2 int
229, Nick Marshall vs. Georgia (11/16/2013); 15-26, 1 TD
229, Brandon Cox vs. Kansas State (9/1/2007); 17-30, 1 TD, 2 int
229, Reggie Slack vs. North Carolina (10/1/1988); 22-30, 0 TD

Individual Game Highs

228, Pat Sullivan at Kentucky (10/3/1970); 14-27, 0 TD, 1 int
227, T.J. Finley vs. Houston (12/28/2021, Birmingham); 19-37, 1 TD
227, Bo Nix at Alabama (11/28/2020); 23-38, 2 int
227, Brandon Cox at Florida (9/29/2007); 17-26, 0 TD
226, Pat Washington at Texas (9/15/1984); 14-27, 0 TD, 1 int
225, Daniel Cobb vs. Arkansas (10/12/2002); 13-23, 1 TD, 2 int
225, Gabe Gross vs. Arkansas (10/31/1998); 13-20, 2 TD, 2 int
225, Ben Leard vs. LSU (9/16/2000); 21-30, 2 TD
224, Nick Marshall at LSU (9/21/2013); 17-33, 0 TD, 2 int
224, Jason Campbell at Alabama (11/20/2004); 18-24, 1 TD, 1 int
224, Patrick Nix at Ole Miss (9/3/1994); 18-33, 1 TD
224, Stan White at Miss. State (10/27/1990); 16-27, 1 TD, 1 int
224, Reggie Slack vs. Akron (10/15/1988); 18-26, 0 TD, 1 int
224, Phil Gargis vs. Tennessee (9/25/1976); 10-13, 3 TD
224, Loran Carter vs. Mississippi State (11/11/1967); 4 TD, 4 int
222, Stan White at Tennessee (9/28/1991); 11-26, 1 TD, 2 int
222, Pat Sullivan vs. Mississippi State (11/7/1970); 15-19, 3 TD
221, Brandon Cox at LSU (10/22/2005); 16-40, 1 TD
221, Pat Sullivan at LSU (10/25/1969); 19-34, 2 TD, 1 int
220, Bo Nix vs. Tennessee (11/21/2020); 1 TD, 1 int
220, Jason Campbell at Vanderbilt (9/13/2003); 12-19, 2 TD
220, Reggie Slack vs. Alabama (11/25/1988); 13-26, 0 TD, 1 int
220, Reggie Slack vs. Tennessee (9/24/1988); 14-18, 2 TD, 1 int
220, Loran Carter at Florida (11/2/1968); 17-30, 3 TD, 1 int
220, Jeff Burger vs. Florida (10/31/1987); 18-29, 1 TD
219, Nick Marshall vs. Texas A&M (11/8/2014); 15-21, 1 TD
219, Patrick Nix vs. Florida (10/14/1995); 15-37; 1 TD, 2 int
219, Jeff Burger vs. East Carolina (9/20/1986); 10-18, 2 TD
218, Jarrett Stidham at Arkansas (10/21/2017); 19-28, 1 int
218, Jarrett Stidham at Missouri (9/23/2017); 13-17, 1 TD
218, Chris Todd at Tennessee (10/3/2009); 19-32, 1 TD
218, Pat Sullivan vs. Florida (11/1/1969); 22-39, 2 TD
217, Bo Nix vs. Georgia (10/9/2021); 21-38, 1 int
217, Nick Marshall vs. Wisconsin (11/1/2015, Outback); 15-22, 2 TD
217, Nick Marshall vs. Florida State (1/6/2014, BCS); 14-27, 2 TD, 1 int
217, Patrick Nix at Georgia (11/11/1995); 15-27, 1 TD
217, Jeff Burger at Georgia (11/14/1987); 22-32, 2 TD, 2 int
217, Pat Sullivan vs. LSU (10/24/1970); 17-33, 0 TD, 3 int
216, Cam Newton at Alabama (11/26/2010); 13-20, 3 TD
215, Jarrett Stidham at Ole Miss (10/20/2018); 13-22, 1 int
215, Stan White vs. Georgia (11/14/1992); 16-26, 0 TD, 1 int
215, Stan White vs. Georgia (11/17/1990); 15-30, 1 TD, 1 int
215, Reggie Slack vs. La Tech (11/11/1989); 13-24, 1 TD, 2 int
214, Jarrett Stidham at Mississippi State (10/6/2018); 19-38
214, Jarrett Stidham vs. Georgia (11/11/2017); 16-23, 3 TD
214, Jason Campbell vs. Ball State (9/1/2001); 16-28, 1 TD
214, Dudley Spence vs. Wofford (11/11/1952); 11-13, 3 TD
213, Dameyune Craig vs. Alabama (11/22/1997); 14-33, 2 int
212, Chris Todd vs. Ole Miss (10/31/209); 12-22, 1 TD
212, Brandon Cox vs. Tulane (10/21/2006); 16-19, 3 TD
212, Stan White at Arkansas (10/30/1993); 15-26, 1 TD
212, Lloyd Nix vs. Miss. State (11/8/1958); 13-19, 1 TD, 1 int
211, Brandon Cox vs. Clemson (12/31/2007, Chick-fil-A); 25-39, 0 TD, 1 int
211, Pat Sullivan at Tennessee (9/27/1969); 12-24, 2 TD, 5 int
211, Allen Parks vs. Georgia (11/17/1951); 14-28, 1 TD, 6 int
210, Cam Newton at Kentucky (10/9/2010); 13-21, 1 int
209, Nick Marshall at Mississippi State (10/11/2014); 17-35, 2 TD, 2 int
209, Cam Newton at Ole Miss (10/30/2010); 18-24, 2 TD
208, Gabe Gross at Alabama (11/21/1998); 14-34, 1 TD, 2 int
208, Stan White vs. Ole Miss (9/15/1990); 16-31, 1 TD
207, Bo Nix vs. Tulane (9/7/2019); 19-37, 1 TD
207, Nick Marshall vs. LSU (10/4/2014); 14-22, 2 TD
207, Dameyune Craig vs. Fresno St. (9/7/1996); 19-24, 2 TD, 1 int
205, Brandon Cox vs. Ole Miss (10/29/2005); 17-27, 1 TD
204, Sean White at Mississippi State (10/8/2016); 14-18, 1 TD, 1 int
204, Patrick Nix vs. Georgia (11/12/1994); 18-34, 0 TD, 1 int
204, Pat Sullivan vs. Clemson (10/23/1971); 15-31, 1 TD, 3 int
203, Cam Newton vs. Clemson (9/18/2010); 7-14, 2 TD, 2 int
203, Brandon Cox at Arkansas (10/15/2005); 17-26, 3 TD, 2 int
203, Stan White vs. SW Louisiana (11/9/1991); 17-22, 2 TD
202, Brandon Cox vs. Mississippi State (9/10/2005); 12-18, 2 TD
202, Ben Leard vs. Vanderbilt (9/30/2000); 14-27, 2 TD
201, Jeremy Johnson vs. Western Carolina (10/12/2013); 17-21, 4 TD
201, Brandon Cox at Kentucky (11/5/2005); 13-21, 1 TD

201, Jason Campbell vs. Louisiana Tech (10/9/2004), 13-18, 2 TD
200, Blake Field vs. Western Kentucky (9/24/2005), 13-22, 3 TD
200, Stan White at Georgia (11/13/1993); 17-28, 1 TD, 1 int
200, Pat Sullivan vs. Kentucky (11/4/1969); 14-29, 4 TD, 2 int

300-Yard Passing Game Leaders

6- Dameyune Craig (1994-97)
5- Pat Sullivan (1969-71)
4- Bo Nix (2019-21), Patrick Nix (1992-95), Jarrett Stidham (2017-18), Stan White (1990-93)
2- Ben Leard (1997-99), Nick Marshall (2013-14), Cam Newton (2010)
1- Jason Campbell (2001-04), Daniel Cobb (2001), Brandon Cox (2005), T.J. Finley (2021), Robby Ashford (2022)

200-Yard Passing Game Leaders

21- Pat Sullivan (1969-71)
19- Stan White (1990-93)
18- Dameyune Craig (1994-97)
17- Bo Nix (2019-21), Jarrett Stidham (2017-18)
15- Brandon Cox (2004-07)
13- Patrick Nix (1992-95)
12- Nick Marshall (2013-14), Reggie Slack (1986-89)
11- Jason Campbell (2001-04)
10- Ben Leard (1997-99), Chris Todd (2008-09)
8- Cam Newton (2010), Sean White (2015-16)

Opponent 300-yard Passing Games

532, Mike Kafka, Northwestern (1/1/2010, Outback); 47-78, 4 TD, 5 int
484, Scott Hunter, Alabama (11/29/1969); 30-55, 2 TD, 2 int
465, Chad Kelly, Ole Miss (10/29/2016); 36-59, 3 TD, 1 int
454, Johnny Manziel, Texas A&M (10/19/2013); 28-38, 4 TD, 2 int
426, Eric Zeier, Georgia (11/13/1993); 34-53, 3 TD, 2 int
422, Luke McCown, Louisiana Tech (10/21/2000); 47-65, 4 TD, 2 int
415, Aaron Murray, Georgia (11/16/2013); 33-49, 2 TD, 1 int
415, Will Rogers, Mississippi State (11/13/2021); 44-55, 6 TD
402, Dylan Thompson, South Carolina (10/25/2014); 29-50, 5 TD, 3 int
386, Tajh Boyd, Clemson (9/17/2011); 30-42, 4 TD
386, Danny Wuerffel, Florida (10/16/1993); 25-50, 3 TD, 2 int
381, Chad Kelly, Ole Miss (10/31/2015); 33-51, 2 TD, 2 int
381, Luke McCown, Louisiana Tech (10/20/2001); 27-52, 3 TD, 5 int
380, Danny Wuerffel, Florida (10/14/1995); 20-34, 4 TD, 1 int
377, Greg McElroy, Alabama (11/26/2010); 33-49, 2 TD
374, Vic Penn, Central Florida (11/6/1999); 29-52, 1 TD, 2 int
373, Peyton Manning, Tennessee (12/6/1997); 25-43, 4 TD, 2 int
369, John Reaves, Florida (11/1/1969); 33-66, 2 TD, 9 int
364, Rex Grossman, Florida (10/13/2001); 25-42, 2 TD, 4 int
363, Darron Thomas, Oregon (1/10/2011, BCS Champ); 27-40, 2 TD, 2 int
362, Mike Bobo, Georgia (11/15/1997); 29-43, 3 TD, 1 int
360, Mike Bobo, Georgia (11/16/1996); 21-37, 2 TD
359, Patrick Towles, Kentucky (10/15/2015); 27-44, 1 int
358, Jay Venuto, Wake Forest (10/27/1979); 23-43, 1 TD, 1 int
357, Will Rogers, Mississippi State (11/5/2022); 42-59, 3 TD, 1 int
357, Eric Thomas, Florida State (10/13/1984); 18-29, 4 TD
355, Casey Clausen, Tennessee (10/4/2003); 30-47, 1 TD, 1 int
355, Andy Kelly, Tennessee (9/28/1991); 23-35, 3 TD, 1 int
355, Boomer Esiason, Maryland (11/5/1983); 23-37, 3 TD
351, Quincy Carter, Georgia (11/14/1998); 23-37, 2 TD, 3 int
346, Shea Patterson, Ole Miss (10/7/2017); 34-51, 2 TD
346, Danny Wuerffel, Florida (10/19/1996); 17-30, 3 TD, 1 int
344, Connor Halliday, Washington State (8/31/2013); 35-65, 1 TD, 3 int
343, Bryce Young, Alabama (11/26/2022); 20-30, 3 TD, 1 int
343, Dan Manucci, Kansas State (9/16/1978); 19-39, 3 TD, 2 int
340, Gary Hollingsworth, Alabama (12/2/1989); 27-49, 2 TD, 2 int
339, Bo Wallace, Ole Miss (11/1/2014); 28-40, 2 TD
338, Bubba Wyche, Tennessee (11/9/1968); 25-45, 2 TD, 2 int
336, Bo Wallace, Ole Miss (10/5/2013); 25-48, 2 TD, 2 int
336, Wayne Peace, Florida (10/29/1983); 29-41, 2 TD
335, Kennen Mond, Texas A&M (9/21/2019); 31-49, 2 TD
335, Mac Jones, Alabama (11/30/2019); 26-39, 4 TD, 2 int
335, Andre' Woodson, Kentucky (11/5/2005); 26-43, 1 TD, 1 int
332, Tyler Wilson, Arkansas (10/16/2010); 25-34, 4 TD, 2 int
329, Bernie Kosar, Miami (8/28/1984); 21-38, 2 TD, 2 int
328, Jarrett Guarantano, Tennessee (10/13/2018); 21-32, 2 TD

Individual Game Highs

325, Clint Stoerner, Arkansas (10/25/1997); 20-43, 2 TD, 1 int
325, Max Johnson, LSU (10/2/2021); 26-46, 1 TD, 1 int
324, Jordan Ta'amu, Ole Miss (10/20/2018); 27-46, 1 TD
324, Tua Tagovailoa, Alabama (11/24/2018); 25-32, 5 TD
321, Joe Burrow, LSU (10/26/2019); 32-42, 1 TD, 1 int
319, Matt Flynn, LSU (10/20/2007); 22-35, 3 TD, 1 int
319, Quincy Carter, Georgia (11/13/1999); 26-37, 2 TD
318, Felipe Franks, Arkansas (10/10/2020); 22-30, 4 TD
317, Bryce Young, Alabama (11/27/2021); 25-51, 2 TD, 1 int
312, Blake Sims, Alabama (11/29/2014); 20-27, 4 TD, 3 int
312, Michael Rocco, Virginia (12/31/2011, Chick-fil-A); 26-31, 2 TD, 1 int
310, Doug Johnson, Florida (10/16/1999); 24-43, 1 TD, 2 int
308, Raymond Philyaw, Northeast La. (10/9/1996); 18-33, 1 TD, 1 int
305, Aaron Brooks, Virginia (9/4/1997); 25-41, 2 TD, 1 int
304, D.J. Shockley, Georgia (11/12/2005); 20-36, 2 TD
303, James Franklin, Missouri (12/7/2013); 21-37, 3 TD, 1 int
302, Freddie Kitchens, Alabama (11/18/1995); 19-43, 1 TD
302, Carson Palmer, USC (9/2/2002); 23-32, 1 TD, 2 int
302, Mac Jones, Alabama (11/28/2020); 18-26, 5 TD
301, John Stocco, Wisconsin (1/2/2006); 15-27, 2 TD

Auburn's 100-yard Receiving Games

263, Alexander Wright vs. Pacific (9/9/1989) - 5 rec, 4 TD
249, Ronney Daniels at Georgia (11/13/1999) - 9 rec, 2 TD
222, Willie Gosha at Arkansas (10/28/1995) - 17 rec
217, Darvin Adams vs. South Carolina [SEC Champ] (12/4/2010) - 7 rec, 2 TD
206, Sammie Coates at Alabama (11/29/2014) - 5 rec, 2 TD
194, Terry Beasley vs. Kentucky (10/2/1971) - 9 rec, 1 TD
176, Terry Beasley at Florida (10/31/1970) - 7 rec, 3 TD
175, Frank Sanders at Mississippi State (10/8/1994) - 6 rec, 2 TD
173, Frank Sanders vs. East Carolina (11/5/1994) - 6 rec, 2 TD
161, Robert Baker at Ole Miss (9/14/1996) - 5 rec, 2 TD
161, Seth Williams vs. Mississippi State (9/28/2019) - 8 rec, 2 TD
160, Darius Slayton vs. Purdue (12/28/2018, Music City) - 3 rec, 3 TD
160, Freddy Weygand vs. Georgia Tech (10/20/1984) - 5 rec, 2 TD
156, Tim Carter at Arkansas (10/27/2001) - 7 rec, 1 TD
154, Ricardo Louis at Kentucky (10/15/2015) - 7 rec
154, D'haquille Williams vs. Arkansas (8/30/2014) - 9 rec., 1 TD
152, Freddie Hyatt vs. UT-Chattanooga (9/17/1966) - 7 rec, 1 TD
151, Karsten Bailey at Virginia (9/4/1997) - 4 rec, 2 TD
151, Tim Christian vs. Miami (10/26/1968) - 7 rec, 1 TD
150, Seth Williams at Ole Miss (10/24/2020) - 8 rec, 1 TD
150, Ben Obomanu vs. Ole Miss (11/8/2003) - 6 rec, 1 TD
150, Lawyer Tillman vs. Georgia (11/15/1986) - 9 rec, 2 TD
149, Tyrone Goodson vs. Central Florida (9/27/1997) - 5 rec
148, Terrell Zachery vs. Chattanooga (11/6/2010) - 7 rec, 1 TD
147, Freddy Weygand at Florida State (10/13/1984) - 4 rec
146, Darius Slayton at Arkansas (10/21/2017) - 4 rec, 1 TD
145, Tyrone Goodson at Miss. State (10/12/1996) - 10 rec, 2 TD
145, Tyrone Goodson vs. Ole Miss (9/2/1995) - 7 rec
144, Sammie Coates vs. LSU (10/4/2014) - 4 rec, 1 TD
143, Terry Beasley vs. Ole Miss (1/1/1971) - 8 rec, 1 TD
143, Ronney Daniels vs. Central Florida (11/6/1999) - 10 rec.
142, Darvin Adams vs. Northwestern [Outback] (1/1/2010) - 12 rec
141, Alexander Wright vs. Alabama (12/2/1989) - 7 rec
141, Chris Vacarella vs. Tennessee (9/25/1976) - 4 rec, 1 TD
139, Ryan Davis vs. Alabama (11/25/2017) - 11 rec
139, Sammie Coates at LSU (9/21/2013) - 4 rec
138, Darvin Adams vs. Alabama (11/27/2009) - 4 rec, 1 TD
138, Tyrone Goodson vs. Louisiana Tech (10/11/1997) - 8 rec, 2 TD
138, Freddie Hyatt vs. Mississippi State (11/11/1967) - 8 rec, 3 TD
137, Ricardo Louis vs. Ole Miss (10/31/2015) - 4 rec, 1 TD
137, Tyrone Goodson vs. Ole Miss (9/13/97) - 6 rec, 1 TD
135, Devin Aromashodu at Georgia (11/12/2005) - 4 rec
134, Frank Sanders at Arkansas (10/30/1993) - 7 rec
134, Terry Beasley vs. LSU (10/24/1970) - 5 rec
132, Willie Gosha vs. Army [Indy] (12/31/1996) - 10 rec, 1 TD
131, Ricardo Louis vs. Georgia (11/16/2013) - 4 rec, 1 TD
131, Chris Slaughter at Ole Miss (11/1/2008) - 8 rec
131, Terry Beasley vs. Alabama (11/28/1970) - 9 rec
130, Clifton Robinson vs. LSU (9/19/1998) - 9 rec
130, Terry Beasley at Georgia (11/13/1971) - 4 rec, 2 TD
129, Alexander Wright at Tennessee (9/30/1989) - 4 rec, 1 TD
128, Jimmy Phillips vs. Florida State (11/24/1956), 6 rec, 1 TD
128, Frank Sanders vs. Arkansas (10/29/1994) - 7 rec, 1 TD

127, Tyrone Goodson at LSU (9/20/1997) - 6 rec
125, Lawyer Tillman vs. Syracuse [Sugar] (1/1/1988) - 6 rec, 1 TD
123, Anthony Schwartz vs. LSU (10/31/2020) - 4 rec, 1 TD
122, Sammie Coates at Ole Miss (11/1/2014) - 5 rec, 1 TD
122, Terrell Zachery vs. Ball State (9/26/2009) - 5 rec, 2 TD
121, Seth Williams vs. Georgia (11/16/2019) - 13 rec
121, D'haquille Williams at Alabama (11/29/2014) - 7 rec
121, Deandre Green vs. Louisiana Tech (10/20/2001), 8 rec, 2 TD
120, Fred Baxter vs. Alabama (11/30/1991) - 5 rec
120, Byron Franklin vs. Georgia (11/15/1980) - 7 rec, 2 TD
120, Ronney Daniels at LSU (9/18/1999) - 2 rec, 2 TD
119, Karsten Bailey vs. Clemson [Peach] (1/2/1998) - 4 rec
118, Emory Blake vs. Arkansas (10/6/2012) - 10 rec, 1 TD
118, Darvin Adams vs. Clemson (9/18/2010) - 5 rec, 1 TD
118, Erk Russell vs. Georgia (11/12/1949) - 3 rec, 1 TD
117, Ja'Varrius Johnson vs. Mercer (9/3/2022) - 4 rec, 0 TD
117, Will Hastings vs. UCF (1/1/2018) - 6 rec, 1 TD
117, Thomas Bailey at Florida (10/15/1994) - 10 rec, 1 TD
117, Jeris McIntyre at Vanderbilt (9/13/2003) - 4 rec, 2 TD
117, Freddy Weygand vs. Akron (10/15/1988) - 5 rec, 1 TD
117, Terry Beasley vs. Oklahoma (1/1/1972) - 6 rec
116, Darvin Adams vs. Mississippi State (9/12/2009) - 5 rec
116, Courtney Taylor vs. Arkansas State (11/4/2006) - 4 rec, 1 TD
116, Tyrone Goodson vs. Fresno State (9/7/1996) - 7 rec, 1 TD
116, Terry Beasley vs. Tennessee (9/26/1970) - 5 rec, 1 TD
115, Darvin Adams vs. Furman (11/7/2009) - 6 rec, 3 TD
115, Karsten Bailey at Georgia (11/15/1997) 4 rec, 1 TD
115, Andy Fuller at Florida (10/15/1994) - 7 rec, 1 TD
114, Karsten Bailey vs. Georgia (11/14/1998) - 9 rec, 1 TD
114, Lawyer Tillman vs. Florida (10/31/1987) - 5 rec, 1 TD
113, Sammie Coates vs. Florida Atlantic (10/26/2013) - 3 rec, 2 TD
113, Marcel Willis vs. Syracuse (9/28/2002) - 3 rec
113, Ronney Daniels vs. Mississippi State (10/9/1999) - 4 rec, 1 TD
113, Karsten Bailey vs. Arkansas (10/31/1998) - 5 rec, 1 TD
112, Seth Williams vs. Kentucky (9/26/2020) - 6 rec, 2 TD
112, Tyrone Goodson vs. Mississippi State (11/1/1997) - 4 rec
112, Greg Taylor vs. Louisiana Tech (10/6/1990) - 8 rec
112, Alvin Bresler vs. Georgia (11/14/1970) - 7 rec
111, Shedrick Jackson at South Carolina (11/20/2021) - 7 rec
111, Rodgeriqu Smith vs. Ole Miss (10/27/2007) - 8 rec, 1 TD
111, Courtney Taylor vs. Tennessee [SEC] (12/4/2004) - 6 rec, 1 TD
110, D'haquille Williams at Kansas State (9/18/2014) - 8 rec, 1 TD
109, Seth Williams vs. Liberty (11/17/2018) - 5 rec, 1 TD
109, Tony Stevens vs. ULM (10/1/2016) - 4 rec, 1 TD
109, Emory Blake vs. Clemson (9/1/2012) - 4 rec, 1 TD
109, Karsten Bailey at Arkansas (10/25/1997) - 5 rec, 1 TD
109, Greg Taylor vs. Vanderbilt (10/13/1990) - 5 rec, 2 TD
108, D'haquille Williams at Mississippi State (10/11/2014) - 6 rec, 2 TD
108, Emory Blake vs. Virginia [Chick-fil-A] (12/31/2011) - 6 rec
108, Emory Blake at Georgia (11/12/2011) - 6 rec
108, Emory Blake vs. Mississippi State (9/10/2011) - 7 rec, 1 TD
108, Courtney Taylor at Ole Miss (10/28/2006) - 8 rec
108, Alexander Wright vs. Kansas (9/17/1988) - 3 rec, 1 TD
108, Mike Currier vs. Tennessee (9/27/1969) - 3 rec, 2 TD
108, Jimmy Pettus vs. Mississippi State (11/8/1958) - 5 TD, 3 rec
107, Kobe Hudson vs. Mississippi State (11/13/2021) - 8 rec, 1 TD
107, Darius Slayton vs. Texas A&M (11/3/2018) - 8 rec
107, Chris Woods vs. TCU (9/5/1981) - 5 rec
107, Lee Hayley vs. Wofford (10/11/1952) - 2 rec, 1 TD
106, Emory Blake vs. Texas A&M (10/27/2012) - 5 rec, 1 TD
106, Darvin Adams vs. Chattanooga (11/6/2010) - 4 rec, 2 TD
106, Greg Taylor vs. Tennessee (9/29/1990) - 8 rec, 2 TD
105, Dave Ridgeway vs. Georgia (11/17/1951) - 5 rec, 1 TD
105, Markeith Cooper at LSU (9/18/1999) - 5 rec
104, Sammie Coates at Texas A&M (10/19/2013) - 5 rec, 1 TD
104, Emory Blake vs. Georgia (11/10/2012) - 6 rec
104, Tyrone Goodson vs. Mississippi State (10/7/1995) - 5 rec
104, Lawyer Tillman vs. Alabama (11/25/1988) - 3 rec
104, Freddie Hyatt vs. Kentucky (10/7/1967) - 3 rec, 2 TD
103, Courtney Taylor at Mississippi State (9/9/2006) - 9 rec
103, Robert Baker vs. Army [Independence] (12/31/1996) - 5 rec
103, Terry Beasley at Kentucky (10/3/1970) - 4 rec, 2 TD
103, Doug Brasse at Clemson (10/10/1970) - 2 rec
103, Terry Beasley vs. Kentucky (11/4/1969) - 4 rec, 2 TD
102, Ja'Varrius Johnson vs. Mississippi State (11/13/2021) - 4 rec

Individual Game Highs

102, John Samuel Shenker at LSU (10/2/2021) - 5 rec.
102, Rodgeriqu Smith at Florida (9/29/2007) - 9 rec
102, Sammie Coates at Arkansas (11/2/2013) - 3 rec, 1 TD
102, Devin Aromashodu vs. Arkansas (10/16/2004) - 4 rec, 1 TD
102, Jeff Gilligan at Kentucky (10/11/1975) - 2 rec, 1 TD
102, Terry Beasley vs. Alabama (11/27/1971) - 8 rec, 1 TD
102, Alvin Bresler vs. Ole Miss [Gator] (11/1/1971) - 4 rec, 1 TD
101, Darvin Adams at Kentucky (10/9/2010) - 5 rec
101, Emory Blake vs. Louisiana-Monroe (10/2/2010) - 2 rec, 1 TD
101, Dick Schmalz at Georgia Tech (10/16/1971) - 7 rec, 1 TD
100, Anthony Schwartz vs. Arkansas (10/10/2020) - 10 rec, 1 TD
100, Jeris McIntyre vs. Louisiana-Monroe (11/1/2003) - 4 rec, 1 TD
100, Terry Beasley vs. Southern Miss (10/9/1971) - 11 rec, 1 TD
100, Jimmy Laster vs. UT-Chattanooga (10/4/1958) - 2 rec, 2 TD

100-Yard Receiving Game Leaders

12- Terry Beasley (1969-71)
9- Tyrone Goodson (1993-97)
8- Darvin Adams (2008-10), Emory Blake (2009-12)
7- Sammie Coates (2012-14)
6- Karsten Bailey (1995-98)
5- Seth Williams (2018-20)
4- Ronney Daniels (1999), Frank Sanders (1991-94), Courtney Taylor (2003-06),
Lawyer Tillman (1985-88), D'haquille Williams (2014), Alexander Wright (1986-89)
3- Freddie Hyatt (1965-67), Ricardo Louis (2013-15), Darius Slayton (2016-18),
Freddy Weygand (1984-88)
2- Devin Aromashodu (2002-05), Robert Baker (1995-96), Alvin Bresler (1968-70),
Willie Gosha (1993-96), Ja'Varrius Johnson (2019-22), Jeris McIntyre (2000-03),
Anthony Schwartz (2018-20), Rodgeriqu Smith (2005-08), Terrell Zachery (2007-10)
1- Thomas Bailey (1991-94), Fred Baxter (1990-92), Doug Brasse (1969-71),
Tim Carter (1998-2001), Tim Christian (1966-68), Markeith Cooper (1996-99),
Mike Currier (1967-69), Ryan Davis (2015-18), Byron Franklin (1977-80),
Andy Fuller (1992-95), Jeff Gilligan (1975), Deandre Green (2000-01),
Will Hastings (2015-18), Lee Hayley (1951-52), Kobe Hudson (2020-21),
Shedrick Jackson (2018-21), Jimmy Laster (1957-58), Ben Obomanu (2002-05),
Jimmy Pettus (1958-60), Jimmy Phillips (1955-57), Dave Ridgeway (1950-51), Clifton
Robinson (1997-99), Erk Russell (1946-49), Dick Schmalz (1969-71), John Samuel
Shenker (2018-21), Tony Stevens (2013-16), Chris Vacarella (1973-76), Marcel Willis
(1999-2002), Chris Woods (1980-83)

Opponent 100-yard Receiving Games

287, Mike Evans, Texas A&M (10/19/2013) - 4 TD
224, Amari Cooper, Alabama (11/29/2014) - 3 TD
204, Tyler Johnson, Minnesota (1/1/2020) - 2 TD
203, Charles Lee, UCF (11/06/1999) - 1 TD
199, Julio Jones, Alabama (11/26/2010) - 1 TD
192, Alshon Jeffery, South Carolina (9/25/2010) - 2 TD
189, Justin McCareins, Northern Illinois (09/23/2000) - 1 TD
187, David Bailey, Alabama (11/29/1969) - 1 TD
186, Josh Reed, LSU (12/1/2001) - 1 TD
182, Marty Booker, ULM (11/9/1996) - 1 TD
178, Amari Cooper, Alabama (11/30/2013) - 3 TD
175, Hines Ward, Georgia (11/16/1996) - 1 TD
175, Hason Graham, Georgia (11/13/1993) - 1 TD
174, Mike Williams, Clemson (9/3/2016)
174, Willie Gault, Tennessee (9/25/1982) - 2 TD
173, Brand Williams, Wisconsin (1/2/2006) - 1 TD
172, Carl Pickens, Tennessee (9/28/1991) - 2 TD
171, DeVonta Smith, Alabama (11/28/2020) - 2 TD
168, Stanley Washington, TCU (9/5/1981)
167, Josh Reed, LSU (9/16/2000) - 2 TD
167, Anthony Eubanks, Arkansas (10/25/1997) - 1 TD
167, Wesley Chandler, Florida (10/30/1976) - 3 TD
164, A.J. Green, Georgia (11/13/2010) - 2 TD
164, Greg Childs, Arkansas (10/16/2010) - 2 TD
163, Tim McGee, Tennessee (9/28/1985) - 1 TD
161, Callen Hightower, Idaho (11/21/2015) - 1 TD
161, Peerless Price, Tennessee (12/6/1997) - 2 TD
160, Garrett Johnson, Kentucky (10/15/2015)
159, Wayne Baumgardner, Wake Forest (10/27/1979)
157, Eddie Brown, Miami (FL) (8/24/1984)
157, Willie Jackson, Florida (11/2/1992) - 1 TD
156, Ike Hilliard, Florida (10/19/1996) - 1 TD
155, A.J. Brown, Ole Miss (10/20/2018) - 1 TD
155, Sammy Watkins, Clemson (9/17/2011) - 2 TD

154, Austin Franklin, New Mexico St (11/3/2012)
154, Lee Jukes, North Carolina State (10/6/1979)
153, Jerel Myers, LSU (9/18/1999)
151, Terrence Edwards, Georgia (11/13/1999) - 2 TD
150, John Metchie, Alabama (11/27/2021)
150, Nathaniel Dell, Houston [Birmingham] (12/28/2021)
150, D.J. Chark, LSU (10/14/2017)
149, Brian Brennan, Boston College (12/18/1982) - 1 TD
148, Mardye McDole, Mississippi State (11/5/1977) - 1 TD
147, Rashad Greene, Florida State (1/6/2014)
147, Kearis Jackson, Georgia (10/3/2020)
146, Freddie Swain, Florida (10/5/2019) - 1 TD
146, Sammy Milner, Mississippi State (9/28/1968)
144, Dorial Green-Beckham, Missouri (12/7/2013) - 2 TD
143, Jessie Hester, Florida State (10/13/1984) - 1 TD
141, Michael Johnson, Georgia (11/16/2002) - 1 TD
140, Ryan Swope, Texas A&M (10/27/2012) - 2 TD
139, Preston Brown, Tulane (10/21/2006)
136, David Terrell, Michigan (11/2/2001) - 1 TD
135, Ladd McConkey, Georgia (10/9/2021) - 1 TD
135, Jahcour Pearson, Ole Miss (10/30/2021)
135, Aaron Fuller, Wsahington (9/1/2018)
134, Malcolm Hartwig, Arizona (9/11/1976) - 1 TD
133, Jeff Maehl, Oregon [BCS Championship] (1/10/2011)
133, Andrew Brewer, Northwestern [Outback] (1/1/2010) - 2 TD
132, Josh Barge, Jacksonville State (9/12/2015) - 1 TD
129, Marvin Walker, North Texas State (11/7/1981)
128, Reche Caldwell, Florida (10/13/2001) - 1 TD
127, A.J. Stewart, Alabama (11/26/2016) - 1 TD
127, Pharoh Cooper, South Carolina (10/25/2014) - 2 TD
127, Darrell Jackson, Florida (10/16/1999) - 1 TD
126, Josh Morgan, Virginia Tech (1/3/2005) - 2 TD
126, Damarcus Davis, Tulane (10/21/2006) - 1 TD
126, Marcus Nash, Tennessee (12/6/1997) - 1 TD
124, Terrence Edwards, Georgia (11/10/2001) - 1 TD
123, Ja'Marr Chase, LSU (10/26/2019)
123, Dwayne Dixon, Florida (10/29/1983) - 1 TD
122, Donte Moncrief, Ole Miss (10/5/2013) - 2 TD
122, Rafael Little, Kentucky (11/5/2005) - 1 TD
122, Johnat Holland, Louisiana Tech (10/09/2004) - 1 TD
121, Curry Sexton, Kansas State (9/18/2014)
121, Charlie Green, Kansas State (9/16/1978) - 1 TD
121, Ray Bellamy, Miami (Florida) (10/26/1968)
120, Drake Dunsmore, Northwestern [Outback] (1/1/2010) - 1 TD
120, Chauncey McGee, Mississippi State (10/05/1995) - 1 TD
119, DeAndre Hopkins, Clemson (9/1/2012) - 1 TD
119, Percy Harvin, Florida (9/29/2007)
119, Ozzie Newsome, Alabama (11/26/1977) - 1 TD
118, Trent Cowan, Idaho (11/21/2015)
118, Malcome Kennedy, Texas A&M (11/8/2014) - 1 TD
118, Evan Ingram, Ole Miss (11/1/2014) - 1 TD
118, Jarvis Landry, LSU (9/21/2013) - 1 TD
118, Shawn Nelson, Southern Miss (9/6/2008) - 2 TD
118, Alvin Harper, Tennessee (9/29/1990) - 1 TD
118, Phil Rogers, Clemson (10/14/1967) - 1 TD
117, Malaefou MacKenzie, USC (9/2/2002)
117, Shedrick Wilson, LSU (9/17/1995)
116, Lamonde Russell, Alabama (12/2/1989)
116, Glen Young, Mississippi State (10/24/1981) - 1 TD
115, Matt Landers, Arkansas (10/29/2022)
115, Jock Sanders, West Virginia (9/19/2009) - 1 TD
114, Laquon Treadwell, Ole Miss (10/31/2015) - 1 TD
114, Cedric Jones, Duke (09/20/1980) - 3 TD
113, Justin Jenkins, Mississippi (10/18/2003) - 1 TD
113, Cory Peterson, Mississippi (9/25/1999) - 2 TD
113, Bobby Ingram, Penn State (1/1/1996) - 2 TD
113, Russell Davis, Maryland (11/05/1983) - 1 TD
112, Cedrick Wilson, Tennessee (10/02/1999)
112, Cris Collinsworth, Florida (11/01/1980)
112, Stanley Morgan, Tennessee (9/25/1976) - 1 TD
111, Jhamon Ausbon, Texas A&M (9/21/2019)
111, Fred Gibson, Georgia (11/10/2001) - 1 TD
111, Larry Foster, LSU (9/19/1998) - 1 TD
111, Jim Poole, Mississippi (1/2/1971)
110, Kenny McKinley, South Carolina (9/28/2006) - 1 TD
110, Taylor Jacobs, Florida (10/19/2002) - 1 TD

Individual Game Highs

110, Jabar Gaffney, Florida (10/13/2001) - 1 TD
110, Bubba Sawyer, Alabama (11/29/1969)
109, Treyton Burks, Arkansas (10/16/2021) - 2 TD
109, A.J. Brown, Ole Miss (10/7/2017)
109, Amari Cooper, Alabama (11/24/2012) - 2 TD
109, Williams, New Mexico State (9/22/2007) - 1 TD
109, Terrell Grindle, Mississippi State (10/9/1999)
109, Juan Daniels, Georgia (11/12/1994) - 1 TD
109, Larry Seivers, Tennessee (9/27/1975) - 2 TD
108, Muhammad Massaquoi, Georgia (11/12/2005) - 1 TD
108, John Simon, Louisiana Tech (10/20/2001)
108, James Armstrong, Mississippi (9/8/2001)
108, Anthony Eubanks, Arkansas (10/28/1995) - 1 TD
108, Jack Johnson, Florida (10/16/1993) - 2 TD
108, Rod Bernstine, Texas A&M (1/1/1986)
107, Terrence Wilkins, Virginia (9/4/1997) - 1 TD
107, Corey Harris, Vanderbilt (10/12/1991)
107, Greg Lester, Georgia Tech (10/17/1987)
106, Vince Sanders, Ole Miss (11/1/2014)
106, Rueben Randle, LSU (10/22/2011) - 2 TD
106, Chris Collins, Mississippi (11/02/2002) - 3 TD
106, Toderick Malone, Alabama (11/18/1995) - 2 TD
106, Mike Quick, North Carolina State (10/6/1979) - 1 TD
105, Shay Hodge, Ole Miss (10/31/2009)
105, Jack Johnson, Florida (10/15/1994) - 2 TD
104, Mike Williams, Southern California (8/30/2003) - 1 TD
104, Brett Bech, LSU (9/17/1994) - 1 TD
103, Laquon Treadwell, Ole Miss (11/1/2014) - 1 TD
103, Kris Bard, Virginia [Chick-fil-A] (12/31/2011) - 2 TD
103, Rossi Martin, Idaho (9/11/1999)
103, Reggie Yarborough, Cal State Fullerton (9/8/1990) - 1 TD
103, Jeff Graham, Ohio State (1/1/1990)
103, Gerald Kiegley, LSU (10/14/1972) - 3 TD
103, John Sias, Georgia Tech (10/19/1968)
102, Dominic Lovett, Missouri (9/24/2022)
102, Mike Hicks, UT-Martin (11/8/2008) - 2 TD
102, Leonard Pope, Georgia (11/12/2005) - 1 TD
102, Germane Crowell, Virginia (9/4/1997) - 1 TD
101, Ruben Gonzalez, Jacksonville State (9/12/2015)
101, Nikita Stover, Alabama (11/18/2006) - 1 TD
101, Devery Henderson, LSU (10/25/2003) - 2 TD
101, Jabar Gaffney, Florida (10/14/2000) - 3 TD
101, Ta'Boris Fisher, Mississippi (9/2/1995)
101, Greg Payne, Alabama (11/25/1988) - 1 TD
101, Hassan Jones, Florida State (10/13/1984) - 2 TD
100, Jaden Walley, Mississippi State (12/12/2020)
100, Keenan Burton, Kentucky (11/5/2005)
100, James Jordan, Louisiana Tech (10/21/2000)
100, Sean Cangelosi, Louisiana Tech (10/21/2000)
100, Wayne Butler, Southwestern Louisiana (10/24/1992) - 2 TD
100, Lewis, Mississippi State (11/9/1974) - 1 TD
100, Jerry Levias, SMU (9/21/1968) - 1 TD

Auburn's 100-yard Rushing Games

307, Curtis Kuykendall at Miami (11/24/1944) - 33 carries
304, Tre Mason vs. Missouri (12/7/2013) - 46 carries, 4 TD
290, Bo Jackson vs. SW Louisiana (9/7/1985) - 23 carries, 4 TD
256, Bo Jackson vs. Alabama (12/3/1983) - 20 carries, 2 TD
250, Joe Cribbs vs. Georgia (11/18/1978) - 34 carries, 2 TD
249, Rudi Johnson vs. Louisiana Tech (10/21/2000) - 33 carries, 4 TD
246, Stephen Davis vs. Arkansas (10/29/1994) - 27 carries, 3 TD
242, Bo Jackson at Georgia Tech (10/19/1985) - 32 carries, 1 TD
240, Bo Jackson vs. Ole Miss (10/5/1985) - 38 carries, 2 TD
236, Kamryn Pettway at Ole Miss (10/29/2016) - 30 carries, 1 TD
226, James Brooks at Kansas State (9/16/1978) - 30 carries
224, Ronnie Brown at Ole Miss (11/2/2002) - 33 carries, 3 TD
222, Travis Tidwell vs. Furman (10/5/1946) - 18 carries
221, Cameron Artis-Payne vs. Texas A&M (11/8/2014) - 30 carries, 2 TD
219, Tommie Agee vs. Maryland (11/5/1983) - 24 carries, 2 TD
219, Joe Cribbs vs. Vanderbilt (10/13/1979) - 14 carries, 3 TD
218, Kenny Irons at LSU (10/22/2005) - 27 carries, 1 TD
217, Cam Newton vs. LSU (10/23/2010) - 28 carries, 2 TD
214, Nick Marshall at Tennessee (11/9/2013) - 14 carries, 2 TD

214, Bobby Hunt vs. Mississippi State (11/7/1959) - 16 carries
211, James Bostic vs. Arkansas (10/31/1992) - 32 carries, 2 TD
210, James Brooks at LSU (10/11/1980) - 30 carries, 1 TD
207, Brent Fullwood vs. Tennessee (9/27/1986) - 18 carries, 1 TD
205, Bo Jackson vs. Southern Miss (9/14/1985) - 30 carries, 2 TD
204, Kerryon Johnson vs. Ole Miss (10/7/2017) - 28 carries, 3 TD
204, James Brooks vs. Richmond (10/4/1980) - 30 carries, 2 TD
204, Carnell Williams vs. Alabama (11/22/2003) - 26 carries, 2 TD
202, Carnell Williams vs. Syracuse (9/28/2002) - 40 carries, 2 TD
200, James Brooks at Georgia (11/17/1979) - 13 carries, 2 TD
198, Cam Newton at Kentucky (10/9/2010) - 22 carries, 4 TD
195, Tre Mason vs. Florida State (1/6/2013) - 34 carries, 1 TD
196, Bo Jackson vs. Florida (10/29/83) - 16 carries, 2 TD
192, Tank Bigsby at Mississippi State (12/12/2020) - 26 carries
192, Kamryn Pettway vs. Arkansas (10/22/2016) - 27 carries, 2 TD
188, Cam Newton vs. Arkansas (10/16/2010) - 25 carries, 3 TD
186, Stephen Davis vs. Georgia (11/12/1994) - 32 carries, 2 TD
185, Carnell Williams vs. Tennessee (10/4/2003) - 36 carries, 1 TD
184, Ben Tate at Arkansas (10/10/2009) - 22 carries, 2 TD
184, Ronnie Brown vs. Penn State (1/1/2003) - 37 carries [Capital One], 2 TD
183, Kenny Irons vs. Washington State (9/2/2006) - 20 carries, 1 TD
183, James Bostic at Georgia (11/13/1993) - 19 carries, 3 TD
183, Brent Fullwood vs. Ga. Tech (10/18/1986) - 21 carries, 1 TD
182, Kenny Irons at Arkansas (10/15/2005) - 33 carries
182, Brandon Jacobs vs. Mississippi State (10/18/2003) - 31 carries
181, Tre Mason vs. Alabama A&M (11/17/2012) - 12 carries, 2 TD
180, Michael Dyer at Ole Miss (10/30/2010) - 21 carries, 1 TD
179, Tank Bigsby at Ole Miss (10/15/2022) - 20 carries, 2 TD
179, Kenny Irons at Georgia (11/12/2005) - 37 carries, 2 TD
179, Brent Fullwood at Mississippi State (10/25/1986) - 16 carries, 3 TD
178, Tre Mason at Texas A&M (10/19/2013) - 27 carries, 1 TD
178, Fob James vs. UT-Chattanooga (9/24/1955) - 14 carries
177, Cameron Artis-Payne vs. Arkansas (8/30/2014) - 26 carries, 1 TD
177, Michael Dyer vs. Ole Miss (10/29/2011) - 27 carries
177, Carnell Williams at Arkansas (10/27/2001) - 19 carries, 1 TD
177, Mitzi Jackson vs. Memphis (9/13/1975) - 21 carries, 2 TD
176, Kam Martin vs. Alabama A&M (11/19/2016) - 21 carries, 2 TD
176, Cam Newton vs. South Carolina (9/25/2010) - 25 carries, 3 TD
176, Bo Jackson vs. Florida State (10/12/1985) - 30 carries, 2 TD
175, James Brooks at Georgia Tech (10/20/1979) - 20 carries, 1 TD
174, Rudi Johnson vs. Wyoming (8/31/2000) - 27 carries, 3 TD
173, Kamryn Pettway vs. Vanderbilt (11/5/2016) - 25 carries
173, Brent Fullwood vs. Louisiana-Lafayette (9/7/1985) - 11 carries, 1 TD
172, James Joseph vs. Miss. State (10/28/1989) - 35 carries, 1 TD
172, Stacy Danley vs. Georgia (11/12/1988) - 38 carries
172, Lionel James vs. Southern Miss (9/10/1983) - 16 carries, 1 TD
171, Michael Dyer vs. Ole Miss (10/29/2011) - 27 carries, 1 TD
171, Cam Newton vs. Arkansas State (9/4/2010) - 15 carries, 2 TD
170, Ja'Tarvious Whitlow at Ole Miss (10/20/2018) - 19 carries
170, Carnell Williams vs. Vanderbilt (9/14/2002) - 20 carries, 2 TD
169, Kamryn Pettway at Mississippi State (10/8/2016) - 39 carries, 3 TD
169, Bo Jackson vs. Mississippi State (10/26/1985) - 28 carries, 2 TD
168, Tre Mason at Arkansas (11/2/2013) - 32 carries, 4 TD
167, Kerryon Johnson vs. Georgia (11/11/2017) - 32 carries
167, Cameron Artis-Payne vs. South Carolina (10/25/2014) - 25 carries, 1 TD
167, Carnell Williams at Georgia (11/10/2001) - 41 carries, 2 TD
167, Wallace Clark at Kentucky (10/3/1970) - 13 carries
166, Brent Fullwood at Florida (11/1/1986) - 27 carries, 1 TD
166, Joe Cribbs at Georgia (11/17/1979) - 27 carries, 2 TD
165, Rudi Johnson at Ole Miss (9/9/2000) - 29 carries, 2 TD
164, Tank Bigsby at South Carolina (11/20/2021) - 22 carries, 1 TD
164, Tre Mason vs. Alabama (11/30/2013) - 1 TD
164, Joe Childress vs. Miami (11/6/1954) - 29 carries
163, Ronnie Brown at Florida (10/19/2002) - 22 carries, 2 TD
163, James Brooks at Florida (11/1/1980) - 33 carries
162, Tristan Davis at Kentucky (11/5/2005) - 8 carries, 1 TD
162, Stephen Davis vs. Mississippi State (10/7/1995) - 20 carries
162, Tom Bryan at Georgia (11/13/1965) - 19 carries
161, Carnell Williams vs. Mississippi State (10/18/2003) - 15 carries, 6 TD
160, Casinious Moore vs. Mississippi State (10/6/2001) - 20 carries, 1 TD
160, Phil Gargis vs. Georgia (11/16/1974) - 24 carries, 1 TD
159, Jovon Robinson at Texas A&M (11/7/2015) -- 27 carries, 1 TD
159, James Brooks vs. Mississippi State (10/25/1980) - 29 carries, 1 TD
159, Joe Cribbs at Mississippi State (11/11/1978) - 36 carries
158, Kodi Burns vs. UT-Martin (11/8/2008) - 13 carries, 2 TD

Individual Game Highs

- 158, Stephen Davis at Ole Miss (9/3/1994) - 33 carries, 1 TD
157, Michael Dyer vs. Samford (11/19/2011) - 30 carries, 1 TD
157, Ben Tate vs. Mississippi State (9/12/2009) - 20 carries, 1 TD
157, Stacy Danley vs. Alabama (11/27/1987) - 26 carries
156, Kerryon Johnson at LSU (10/14/2017) - 31 carries, 1 TD
156, Ben Tate vs. Tulane (10/21/2006) - 26 carries, 1 TD
156, James Brooks vs. Tennessee (9/30/1978) - 17 carries
155, George Peoples vs. Alabama (11/28/1981) - 26 carries, 1 TD
154, Jimmy Sidle vs. Florida (11/2/1963) - 18 carries
153, Brent Fullwood vs. East Carolina (11/9/1985) - 14 carries, 3 TD
152, Kamryn Pettway vs. Arkansas State (9/10/2016) - 15 carries
152, Tre Mason vs. New Mexico State (11/3/2012) - 22 carries, 1 TD
152, Rudi Johnson vs. Georgia (11/11/2000) - 34 carries
152, Stephen Davis at Georgia (11/11/1995) - 28 carries, 2 TD
152, Terry Henley vs. UT-Chattanooga (9/23/1972) - 22 carries, 2 TD
151, Michael Dyer at Clemson (9/17/2011) - 16 carries, 2 TD
151, Cam Newton vs. Georgia (11/13/2010) - 30 carries, 2 TD
150, Michael Dyer vs. Mississippi State (9/10/2011) - 18 carries, 2 TD
150, Carnell Williams at Arkansas (9/23/1972) - 35 carries, 1 TD
150, Joe Cribbs vs. Wake Forest (10/28/1978) - 27 carries, 3 TD
150, Terry Henley vs. Ole Miss (10/7/1972) - 33 carries
149, Carnell Williams vs. Kentucky (10/23/2004) - 17 carries, 2 TD
149, Stephen Davis vs. Florida (10/14/1995) - 23 carries, 1 TD
149, James Joseph vs. Southern Miss (9/16/1989) - 23 carries
149, Chris Linderman vs. Georgia (11/18/1972) - 28 carries, 1 TD
148, Onterio McCalebb vs. Louisiana Tech (9/5/2009) - 22 carries, 1 TD
147, Tank Bigsby vs. Mercer (9/3/2022) - 16 carries, 2 TD
147, Jarquez Hunter vs. Alabama State (9/11/2021) - 8 carries, 1 TD
147, Peyton Barber vs. San Jose State (10/3/2015) - 28 carries, 5 TD
147, Kenny Irons vs. Ball State (9/17/2005) - 11 carries, 2 TD
147, Ronnie Brown at Mississippi State (9/11/2004) - 15 carries
147, James Bostic vs. Alabama (11/20/1993) - 19 carries, 1 TD
147, Joe Cribbs at Vanderbilt (10/14/1978) - 21 carries, 5 TD
146, Tank Bigsby vs. Arkansas (10/10/2020) - 20 carries
146, Kerryon Johnson vs. ULM (10/11/2016) - 24 carries, 2 TD
146, Corey Grant vs. Washington State (8/31/2013) - 9 carries, 1 TD
145, Kerryon Johnson at Texas A&M (11/4/2017) - 29 carries, 1 TD
145, Brent Fullwood vs. Alabama (11/29/1986) - 21 carries, 2 TD
145, Brent Fullwood at Vanderbilt (10/11/1986) - 7 carries, 1 TD
144, Ben Tate vs. Ole Miss (10/31/2009) - 25 carries, 1 TD
144, Joe Cribbs vs. Georgia Tech (10/21/1978) - 20 carries
143, Michael Dyer vs. Oregon [BCS Championship] (1/10/2011) - 22 carries
143, William Andrews at Memphis State (10/9/1976) - 20 carries, 1 TD
142, Bo Jackson vs. Alabama (11/30/1985) - 31 carries, 2 TD
142, William Andrews at Georgia (11/12/1977) - 25 carries, 2 TD
141, Michael Dyer at South Carolina (10/1/2011) - 41 carries, 1 TD
141, James Bostic vs. Louisiana-Lafayette (10/24/1992) - 30 carries
140, Tank Bigsby vs. Ole Miss (10/30/2021) - 23 carries, 1 TD
140, Nick Marshall vs. Ole Miss (10/5/2013) - 14 carries, 2 TD
140, James Bostic vs. Mississippi State (10/9/1993) - 20 carries
139, Rudi Johnson vs. LSU (9/16/2000) - 36 carries, 1 TD
139, Terry Henley vs. Florida (10/30/1971) - 12 carries, 1 TD
138, Cameron Artis-Payne at Ole Miss (11/1/2014) - 27 carries, 1 TD
138, James Bostic vs. Ole Miss (9/2/1993) - 28 carries, 1 TD
138, Lionel James at Mississippi State (10/23/1982) - 20 carries, 1 TD
137, Kerryon Johnson vs. ULM (11/18/2017) - 22 carries, 1 TD
137, Peyton Barber vs. Mississippi State (9/26/2015) - 27 carries
136, Kerryon Johnson vs. Georgia Southern (9/2/2017) - 13 carries, 1 TD
136, Kam Martin vs. Georgia Southern (9/2/2017) - 16 carries, 1 TD
136, Terry Henley vs. Mississippi State (9/9/1972) - 32 carries, 1 TD
135, Ja'Tarvious Whitlow vs. Kent State (9/14/2019) - 17 carries, 2 TD
134, Jarquez Hunter at Alabama (11/26/2022) - 11 carries
134, Brent Fullwood vs. Tennessee (9/29/1984) - 20 carries
134, James Brooks vs. Georgia Tech (10/18/1980) - 31 carries, 1 TD
134, James Brooks vs. Vanderbilt (10/13/1979) - 11 carries, 2 TD
133, Cameron Artis-Payne vs. Western Carolina (10/12/2013) - 7 carries, 1 TD
133, Rudi Johnson at Florida (10/14/2000) - 22 carries
133, Joe Cribbs vs. Alabama (11/26/1977) - 15 carries, 1 TD
133, Tommy Traylor vs. Mississippi State (11/7/1970) - 9 carries, 2 TD
132, Tre Mason at LSU (9/21/2013) - 26 carries, 2 TD
132, Ben Tate vs. Kentucky (10/17/2009) - 31 carries, 1 TD
131, Stacy Danley at Florida (10/29/1988) - 29 carries, 1 TD
130, D.J. Williams at LSU (10/26/2019) - 13 carries
130, Rudi Johnson at Alabama (11/18/2000) - 37 carries
130, Stacy Danley vs. Alabama (12/2/1989) - 28 carries
130, James Brooks vs. Mississippi State (11/10/1979) - 12 carries, 2 TD
129, Tank Bigsby at Ole Miss (10/24/2020) - 224 carries, 2 TD
129, Cameron Artis-Payne vs. Samford (11/22/2014) - 24 carries, 1 TD
129, Lionel James vs. Tennessee (9/25/1982) - 14 carries, 2 TD
129, Phil Gargis vs. Florida State (10/23/1976) - 14 carries, 4 TD
128, Kamryn Pettway vs. Mercer (9/16/2017) - 34 carries, 3 TD
128, Onterio McCalebb vs. ULM (9/15/2012) - 11 carries, 1 TD
128, Ben Tate at Tennessee (10/3/2009) - 25 carries, 1 TD
128, Rudi Johnson vs. Vanderbilt (9/30/2000) - 19 carries
128, Darrell Williams at Georgia (11/18/1989) - 26 carries, 1 TD
126, Jovon Robinson vs. Memphis (12/30/2015) - 27 carries, 1 TD
126, Cameron Artis-Payne vs. Wisconsin (1/1/2015, Outback) - 26 carries, 2 TD
126, Cameron Artis-Payne vs. LSU (10/4/2014) - 24 carries
126, Tre Smith at Alabama (11/23/2002) - 25 carries
126, James Joseph vs. Mississippi State (10/22/1988) - 17 carries, 1 TD
125, Peyton Barber vs. Jacksonville State (9/12/2015) - 23 carries, 1 TD
124, Kerryon Johnson vs. Arkansas State (9/10/2016) - 18 carries, 2 TD
124, Ronnie Brown vs. Georgia (11/16/2002) - 25 carries, 1 TD
123, Kamryn Pettway vs. Texas A&M (9/17/2006) - 20 carries, 1 TD
123, Bo Jackson at Georgia Tech (10/15/1983) - 18 carries, 1 TD
123, Bo Jackson vs. Florida State (10/1/1983) - 15 carries
123, Bo Jackson vs. Wake Forest (9/11/1982) - 10 carries, 2 TD
122, Tank Bigsby vs. Alabama State (9/11/2021) - 11 carries
122, Ja'Tarvious Whitlow vs. Alabama State (9/8/2018) - 14 carries
122, Carnell Williams at Mississippi State (9/11/2004) - 19 carries, 2 TD
122, Stephen Davis vs. Samford (9/11/1993) - 18 carries, 2 TD
122, Bob Bradley vs. Florida State (10/23/1976) - 21 carries, 2 TD
121, Robby Ashford at Alabama (11/26/2022) - 17 carries, 2 TD
121, Tank Bigsby vs. Texas A&M (11/12/2022) - 23 carries
121, Jarquez Hunter vs. Texas A&M (11/12/2022) - 13 carries
121, Bo Jackson at Georgia (11/16/1985) - 19 carries, 2 TD
121, Joe Cribbs vs. Arizona (9/10/1977) - 17 carries, 1 TD
121, Kenny Burks at Tennessee (9/27/1975) - 25 carries, 2 TD
121, Wallace Clark at Georgia Tech (10/18/1969) - 21 carries, 1 TD
120, Peyton Barber at Arkansas (10/24/2015) - 37 carries, 4 TD
120, Stephen Davis vs. East Tenn. St (9/24/1994) - 16 carries, 2 TD
120, Brent Fullwood vs. Cincinnati (11/8/1986) - 11 carries
120, James Brooks at Tennessee (9/29/1979) - 15 carries, 1 TD
119, Tank Bigsby vs. Akron (9/4/2021) - 13 carries, 2 TD
119, Nick Marshall vs. LSU (10/4/2014) - 16 carries, 2 TD
119, Stephen Davis vs. Penn State (1/1/1996) - 12 carries
119, James Joseph vs. Ole Miss (9/15/1990) - 22 carries, 1 TD
119, Chester O'Neal vs. Wake Forest (9/19/1981) - 14 carries, 1 TD
119, Phil Gargis at Georgia (11/15/1975) - 29 carries
119, Mitzi Jackson vs. Georgia Tech (10/19/1974) - 20 carries
118, Bo Jackson vs. Alabama (12/1/1984) - 22 carries, 1 TD
118, Bo Jackson at Georgia (11/12/1983) - 18 carries
118, Lionel James vs. Wake Forest (9/11/1982) - 10 carries, 1 TD
118, Joe Cribbs vs. Alabama (12/2/1978) - 32 carries, 2 TD
117, Shaun Shivers vs. Alabama State (9/8/2018) - 13 carries, 1 TD
117, Tre Mason at Tennessee (11/9/2013) - 20 carries, 3 TD
117, Ben Tate vs. Louisiana Tech (9/5/2009) - 20 carries
117, Kenny Irons at South Carolina (9/28/2006) - 24 carries, 2 TD
117, Stacy Danley vs. LSU (10/14/1989) - 27 carries, 1 TD
117, Seadrick McIntyre vs. Mississippi State (11/10/1973) - 20 carries, 3 TD
117, Wallace Clark vs. Alabama (11/29/1969) - 24 carries, 3 TD
116, Kam Martin vs. Liberty (11/17/2018) - 17 carries
116, Kerryon Johnson vs. Mississippi State (9/30/2017) - 23 carries, 3 TD
116, Cameron Artis-Payne vs. Louisiana Tech (9/27/2014) - 22 carries, 1 TD
116, James Bostic vs. Southern Miss. (9/25/1993) - 25 carries, 3 TD
115, Peyton Barber vs. Louisville (9/5/2015) - 24 carries
115, Tre Mason vs. Georgia (11/16/2013) - 27 carries, 1 TD
115, Ben Tate vs. Louisiana-Monroe (8/30/2008) - 13 carries
115, Fred Smith at Vanderbilt (10/12/1991) - 8 carries, 1 TD
115, Tommie Agee vs. Georgia (11/17/1984) - 9 carries
115, Lionel James vs. Maryland (11/5/1983) - 14 carries
115, George Peoples at Texas Christian (9/13/1980) - 28 carries
115, Mickey Zofko vs. Kentucky (10/4/1969) - 12 carries, 1 TD
114, Ja'Tarvious Whitlow vs. Alabama (11/30/2019) - 16 carries
114, Onterio McCalebb vs. Mississippi State (9/12/2009) - 16 carries, 1 TD
114, Ben Tate, Ben vs. Buffalo (9/23/2006) - 7 carries, 2 TD
114, Rudi Johnson vs. Arkansas (10/28/2000) - 29 carries, 1 TD
114, James Joseph vs. Western Carolina (10/4/1986) - 14 carries, 2 TD
114, Bo Jackson vs. Alabama (11/27/1982) - 17 carries, 1 TD
114, Bo Jackson vs. Rutgers (11/6/1982) - 15 carries, 1 TD

Individual Game Highs

113, Onterio McCalebb vs. New Mexico State (11/3/2012) - 8 carries, 2 TD
113, Carnell Williams vs. Louisiana-Monroe (11/1/2003) - 7 carries, 2 TD
113, Stephen Davis at Florida (10/15/1994) - 20 carries
113, Charles Thomas vs. North Carolina State (10/6/1979) - 8 carries, 2 TD
112, Cameron Artis-Payne vs. San Jose' State (9/6/2014) - 16 car, 3 TD
112, Michael Dyer at Arkansas (10/8/2011) - 21 carries, 1 TD
112, Fred Beasley at Ole Miss (9/14/1996) - 18 carries, 2 TD
112, James Brooks at Tennessee (9/24/1977) - 12 carries
112, Secdrick McIntyre vs. Georgia (11/16/1974) - 19 carries, 1 TD
112, Mitzi Jackson vs. Houston (10/27/1973) - 21 carries
111, Tank Bigsby at South Carolina (10/17/2020) - 16 carries, 1 TD
111, Ben Tate vs New Mexico State (9/22/2007) - 21 carries, 1 TD
111, Kenny Irons vs. Western Kentucky (9/24/2005) - 18 carries, 1 TD
111, Stephen Davis vs. Northeast La. (11/4/1995) - 12 carries, 2 TD
111, Lionel James vs. Georgia (11/13/1982) - 8 carries, 1 TD
111, Bo Jackson vs. Kentucky (10/9/1982) - 18 carries
111, Joe Cribbs at Florida (11/4/1978) - 30 carries
111, Tom Bryan vs. Ole Miss (12/18/1965) - 19 carries, 1 TD
110, Tank Bigsby vs. Western Kentucky (11/19/2022) - 18 carries, 2 TD
110, Jarquez Hunter vs. Akron (9/4/2021) - 9 carries, 1 TD
110, Ja'Tarvious Whitlow vs. Oregon (8/31/2019) - 24 carries
110, Rudi Johnson vs. No. Illinois (9/23/2000) - 23 carries, 1 TD
110, James Bostic at LSU (9/18/1993) - 13 carries, 1 TD
110, James Joseph vs. Kentucky (9/10/1988) - 17 carries, 2 TD
110, Bo Jackson vs. Tennessee (9/25/1982) - 17 carries, 1 TD
109, Jarquez Hunter vs. Western Kentucky (11/19/2022) - 13 carries, 1 TD
109, Onterio McCalebb vs. Virginia [Chick-fil-A] - 10 carries, 1 TD
109, Ronnie Brown vs. Louisiana Tech (10/9/2004) - 10 carries, 1 TD
109, Markeith Cooper vs. Fresno State (9/7/1996) - 8 carries, 1 TD
109, James Bostic at Florida (10/17/1992) - 22 carries
109, Chester O'Neal at Tennessee (9/26/1981) - 21 carries
109, William Andrews vs. Georgia (11/18/1978) - 15 carries
108, Robby Ashford at Mississippi State (11/5/2022) - 18 carries, 2 TD
108, Kerryon Johnson vs. Alabama A&M (11/19/2016) - 18 carries, 1 TD
108, Ben Tate vs. Northwestern [Outback] (1/1/2010) - 20 carries, 2 TD
108, Ben Tate at Vanderbilt (10/4/2008) - 27 carries
108, James Burson at Tennessee (9/30/1961)
106, Tre Mason vs. Clemson (9/1/2012) - 14 carries
106, Kenny Irons at Ole Miss (10/28/2006) - 23 carries
106, Carnell Williams at Mississippi State (9/19/2002) - 28 carries, 2 TD
106, Darell Williams vs. Louisiana Tech (11/11/89) - 17 carries, 2 TD
106, Harry Mose vs. Mississippi State (10/24/1987) - 16 carries, 1 TD
105, Nick Marshall vs. Louisiana Tech (9/27/2014) - 13 carries
105, Bo Jackson vs. Maryland (10/5/1983) - 18 carries, 1 TD
105, Terry Henley vs. Florida State (10/28/1972) - 27 carries, 3 TD
104, Ja'Tarvious Whitlow vs. LSU (9/15/2018) - 22 carries, 1 TD
104, Kerryon Johnson vs. Alabama (11/25/2017) - 30 carries, 1 TD
104, Onterio McCalebb vs. Alabama A&M (11/17/2012) - 15 carries, 2 TD
104, Stephen Davis at Mississippi State (10/8/1994) - 20 carries, 2 TD
104, James Bostic vs. New Mexico State (11/6/1993) - 11 carries
104, Joe Cribbs vs. North Carolina State (10/6/1979) - 19 carries, 3 TD
104, William Andrews vs. Florida (10/29/1977) - 14 carries
104, Tommy Lowry vs. Wake Forest (9/20/1969) - 8 carries, 1 TD
103, Nick Marshall vs. San Jose' State (9/6/2014) - 11 car, 1 TD
103, Mario Fannin vs. New Mexico State (9/22/2007) - 15 carries, 3 TD
103, Kenny Irons vs. Alabama (11/19/2005) - 28 carries, 1 TD
103, Kenny Irons at Kentucky (11/5/2005) - 23 carries, 3 TD
103, Carnell Williams vs. Louisiana-Monroe 9/4/2004) - 23 carries
103, Carnell Williams vs. Ole Miss (11/8/2003) - 20 carries, 1 TD
103, Brandon Jacobs vs. Western Kentucky (9/27/2003) - 10 carries, 1 TD
103, Bo Jackson at Texas (9/15/1984) - 14 carries, 1 TD
103, Tommy Lowry at Georgia Tech (10/16/1971) - 12 carries, 1 TD
102, Tank Bigsby at Penn State (9/18/2021) - 23 carries, 2 TD
102, Ricardo Louis vs. South Carolina (10/25/2014) - 3 carries, 1 TD
102, Shaun Shivers vs. Kent State (9/14/2019) - 12 carfries
102, Cameron Artis-Payne vs. Arkansas State (9/7/2013) - 19 carries, 1 TD
102, Demontay Carter vs. Alabama (11/21/1998) - 22 carries
102, Stacy Danley vs. Southern Miss (9/16/1989) - 21 carries, 1 TD
102, Brent Fullwood, vs. Cincinnati (11/10/1984) - 5 carries, 1 TD
101, Kamryn Pettway vs. Oklahoma [Sugar] (1/2/2017) - 24 carries
101, Nick Marshall vs. Missouri (12/7/2013) - 16 carries, 1 TD
101, Kenny Irons vs. Ole Miss (10/29/2005) - 32 carries, 1 TD
101, Carnell Williams vs. Georgia (11/13/2004) - 19 carries, 1 TD
101, Ronnie Brown vs. Arkansas (10/16/2004) - 15 carries, 1 TD
101, Joe Frazier at Georgia (11/16/1991) - 13 carries, 1 TD

101, Lionel James vs. Boston College (12/18/1982) - 17 carries
101, Harry Unger vs. UT Chattanooga (9/23/1972) - 23 carries
101, Tommy Lowry vs. Florida (10/30/1971) - 17 carries
101, Mickey Zofko at Georgia (11/15/1969) - 25 carries, 1 TD
100, Nick Marshall at Mississippi State (10/11/2014) - 17 carries
100, Tre Mason vs. Western Carolina (10/12/2013) - 6 carries, 2 TD
100, Nick Marshall at Texas A&M (10/19/2013) - 20 carries, 2 TD
100, Michael Dyer vs. LSU (10/23/2010) - 15 carries
100, Michael Dyer vs. South Carolina (9/25/2010) - 23 carries
100, Carnell Williams vs. Tennessee (12/4/2004) - 19 carries, 1 TD
100, Ronnie Brown at Ole Miss (10/30/2004) - 16 carries, 1 TD
100, Eric Hines-Tucker vs. ULM (11/4/1995) - 13 carries, 1 TD
100, James Brooks at TCU (9/13/1980) - 18 carries
100, Joe Cribbs vs. North Carolina State (10/8/1977) - 14 carries, 1 TD
100, Mitzi Jackson vs. Virginia Tech (10/4/1975) - 13 carries
100, Phil Gargis vs. Louisville (9/14/1974) - 11 carries, 2 TD

100-Yard Rushing Game Leaders

21- Bo Jackson (1982-85)
16- Carnell Williams (2001-04)
13- James Brooks (1977-80); Joe Cribbs (1976-79); Tank Bigsby (2020-22)
12- Tre Mason (2011-13); Ben Tate (2006-09); Stephen Davis (1993-95); Brent Fullwood (1983-86)
11- Kenny Irons (2005-06); Cameron Artis-Payne (2013-14); Kerryon Johnson (2015-17)
10- Michael Dyer (2010-11); Rudi Johnson (2000); James Bostic (1991-93)
8- Nick Marshall (2013-14); Ronnie Brown (2000-04); Kamryn Pettway (2015-16)
7- James Joseph (1986-90)
6- Ja'Tarvious Whitlow (2018-19); Onterio McCalebb (2009-12); Cam Newton (2010); Stacy Danley (1987-89); Lionel James (1980-83)
5- Peyton Barber (2014-15); Terry Henley (1970-72); Jarquez Hunter (2021-22), Jimmy Sidle (1962-64); Fob James (1952-55)
4- William Andrews (1976-78); Phil Gargis (1974-76); Mitzi Jackson (1973-75)

Auburn's 100-yard Rushing, 1st Half (since 1980)

206, Bo Jackson vs. Southwest Louisiana (9/7/1985)—10 carries, 3 TD
195, Tre Mason vs. Missouri (12/7/2013) - 23 carries, 2 TD
170, Bo Jackson vs. Ole Miss (10/5/1985)—23 carries, 1 TD
165, Tre Mason vs. Alabama A&M (11/17/2012) - 9 carries, 2 TD
164, Nick Marshall at Tennessee (11/9/2013) - 8 carries, 2 TD
159, Kerryon Johnson vs. Ole Miss (10/7/2017) - 16 carries, 3 TD
154, Carnell Williams vs. Mississippi State (10/18/2003)—13 carries, 5 TD
154, Brent Fullwood at Mississippi State (10/25/1986)—13 carries, 2 TD
152, Ronnie Brown at Ole Miss (11/2/2002)—16 carries, 2 TD
152, James Bostic vs. Arkansas (10/31/1992)—15 carries, 1 TD
148, Kamryn Pettway at Ole Miss (10/29/2016) - 14 carries, 1 TD
147, Kenny Irons vs. Ball State (9/17/2005)—11 carries, 2 TD
147, Cam Newton vs. Arkansas State (9/4/2010)—9 carries, 2 TD
142, Cam Newton vs. Arkansas (10/16/2010)—13 carries, 1 TD
139, Bo Jackson vs. Alabama (12/3/1983)—8 carries, 1 TD
136, Kerryon Johnson vs. Georgia Southern (9/2/2017) - 16 carries, 1 TD
132, Cam Newton at Kentucky (10/9/2010)—13 carries, 4 TD
128, Lionel James vs. Southern Miss (9/10/1983)—7 carries, 1 TD
127, Kerryon Johnson vs. ULM (10/1/2016) - 14 carries, 2 TD
125, Kerryon Johnson at LSU (10/14/2017) - 21 carries, 1 TD
125, Kamryn Pettway at Mississippi State (10/8/2016) - 27 carries, 3 TD
125, Kenny Irons at Georgia (11/12/2005)—19 carries, 2 TD
124, Carnell Williams at Arkansas (10/11/2003)—20 carries, 1 TD
122, Ja'Tarvious Whitlow vs. Alabama State (9/8/2018) - 14 carries
120, Casiniuos Moore vs. Mississippi State (10/6/2001)—10 carries, 1 TD
119, Peyton Barber vs. San Jose' State (10/3/2015) -- 11 carries, 2 TD
117, Kamryn Pettway vs. Arkansas (10/22/2016) - 16 carries, 1 TD
113, Carnell Williams vs. ULM (11/1/2003)—7 carries, 2 TD
112, Kam Martin vs. Liberty (11/17/2018) - 15 carries
112, Kerryon Johnson vs. Alabama A&M (11/19/2016) - 18 carries, 1 TD
110, Stacy Danley vs. Georgia (11/12/1988)—20 carries, 0 TD
110, James Brooks vs. Richmond (10/4/1980)—23 carries, 2 TD
109, Tommie Agee vs. Georgia (11/17/1984)—6 carries, 0 TD
108, Kenny Irons vs. Western Kentucky (9/24/2005)—16 carries, 1 TD
107, Kerryon Johnson vs. Arkansas State (9/10/2016) - 15 carries, 2 TD
107, Jovon Robinson at Texas A&M (11/7/2015) -- 15 carries, 1 TD
107, Bo Jackson vs. Southern Miss (9/14/1985)—14 carries, 1 TD
106, Tank Bigsby vs. Arkansas (10/10/2020) - 11 carries
106, Kerryon Johnson vs. Mississippi State (9/30/2017) - 15 carries, 1 TD

Individual Game Highs

106, Cameron Artis-Payne vs. San Jose' State (9/6/2014) - 15 carries, 3 TD
106, James Brooks at LSU (10/11/1980)—17 carries, 0 TD
103, Kamryn Pettway vs. Arkansas State (9/10/2016) - 10 carries
103, Kenny Irons at Kentucky (11/5/2005)—23 carries, 3 TD
103, Ronnie Brown vs. Georgia (11/16/2002)—15 carries, 1 TD
103, Bo Jackson at Georgia (11/16/1985)—10 carries, 1 TD
101, Cameron Artis-Payne vs. Texas A&M (11/8/2014) - 17 carries, 2 TD
101, Tre Mason vs. Alabama (11/30/2013) - 15 carries, 1 TD
101, Rudi Johnson vs. Louisiana Tech (10/21/2000)—19 carries, 2 TD
100, Tre Mason vs. Western Carolina (10/12/2013) - 6 carries, 2 TD

Auburn's 100-yard Rushing, 2nd Half (since 1980)

189, Stephen Davis vs. Arkansas (10/29/1994)—17 carries, 3 TD
176, Kam Martin vs. Alabama A&M (11/19/2016) - 21 carries, 2 TD
164, Kenny Irons at LSU (10/22/2005)—12 carries, 1 TD
162, Tristan Davis at Kentucky (11/5/2005)—8 carries, 1 TD
159, Brent Fullwood vs. Tennessee (9/27/1986)—12 carries, 1 TD
158, Ben Tate at Arkansas (10/10/2009)—13 carries, 2 TD
155, Bo Jackson at Georgia Tech (10/19/1985)—18 carries, 1 TD
148, Rudi Johnson vs. Louisiana Tech (10/21/2000)—14 carries, 2 TD
144, Ben Tate vs. Tulane (10/21/2006)—22 carries, 1 TD
140, Michael Dyer at Ole Miss (10/30/2010)—15 carries, 1 TD
139, Cam Newton vs. LSU (10/23/2010)—16 carries, 1 TD
134, Kodi Burns vs. UT Martin (11/8/2008) - 7 carries, 2 TD
132, Tre Mason at Texas A&M (10/19/2013) - 15 carries, 1 TD
129, Rudi Johnson vs. Georgia (11/11/2000)—22 carries, 0 TD
129, Stacy Danley vs. Alabama (11/27/1987)—17 carries, 0 TD
127, Ronnie Brown vs. Mississippi State (9/11/2004)—10 carries, 0 TD
127, Carnell Williams at Arkansas (10/27/2001)—11 carries, 1 TD
127, James Bostic vs. Alabama (11/20/1993)—13 carries, 1 TD
126, Kenny Irons at Arkansas (10/15/2005)—23 carries, 0 TD
124, Bo Jackson vs. Florida (10/29/1983)—8 carries, 1 TD
123, Kamryn Pettway vs. Vanderbilt (11/5/2016) - 13 carries
123, Tommie Agee vs. Maryland (11/5/1983)—15 carries, 1 TD
122, Cameron Artis-Payne vs. Arkansas (8/30/2014) - 12 carries, 0 TD
120, Cameron Artis-Payne vs. Texas A&M (11/8/2014) - 13 carries
119, Ronnie Brown vs. Penn State (1/1/2003)—23 carries, 2 TD
119, Jarquez Hunter vs. Alabama State (9/11/2021) - 2 carries, 1 TD
117, Shaun Shivers vs. Alabama State (9/8/2018) - 13 carries, 1 TD
117, Rudi Johnson vs. Wyoming (8/31/2000)—11 carries, 2 TD
117, Bo Jackson vs. Alabama (12/3/1983)—12 carries, 1 TD
115, Ben Tate vs. Mississippi State (9/12/2009)—14 carries, 1 TD
114, Ben Tate vs. Buffalo (9/23/2006)—7 carries, 2 TD
113, Kenny Irons vs. Washington State (9/2/2006)—9 carries, 1 TD
112, Carnell Williams vs. Alabama (11/22/2003)—17 carries, 1 TD
112, Stephen Davis at Georgia (11/11/1995)—17 carries, 0 TD
111, Cameron Artis-Payne vs. Western Carolina (10/12/2013) - 4 carries, 1 TD
110, Tank Bigsby at Mississippi State (12/12/2020) - 16 carries
110, Jarquez Hunter vs. Akron (9/4/2021) - 9 carries, 1 TD
109, Tre Mason vs. Missouri (12/7/2013) - 23 carries, 2 TD
109, Markeith Cooper vs. Fresno State (9/7/1996)—8 carries, 1 TD
109, Stephen Davis vs. Florida (10/14/1995)—11 carries, 1 TD
109, James Bostic at Georgia (11/13/1993)—11 carries, 1 TD
108, Tank Bigsby at Ole Miss (10/15/2022) - 5 carries, 1 TD
108, Tre Mason vs. New Mexico State (11/3/2012) - 10 carries, 1 TD
108, Onterio McCalebb vs. Louisiana Tech (9/5/2009)—16 carries, 1 TD
107, Ronnie Brown at Florida (10/19/2002)—17 carries, 1 TD
105, Stephen Davis vs. Georgia (11/12/1994)—18 carries, 1 TD
104, James Brooks at LSU (10/11/1980)—18 carries, 1 TD
103, Jarquez Hunter at Alabama (11/26/2022) - 8 carries
103, Tank Bigsby at South Carolina (11/20/2021) - 11 carries
102, James Joseph vs. Mississippi State (10/28/1989)—21 carries, 1 TD
100, Ben Tate vs. Ole Miss (10/31/2009)—14 carries, 1 TD

** Missing 1981 Tennessee, 1982 Mississippi State, 1982 Georgia and 1983 Georgia Tech

Opponent 100-yard Rushing Games

271, Derrick Henry, Alabama (11/28/2015) - 1 TD
251, Melvin Gordon, Wisconsin (1/1/2015, Outback) - 3 TD
241, Fred Talley, Arkansas (10/12/2002) - 1 TD
233, Bobby Marlow, Alabama (12/1/1951) - 3 TD
232, Cecil Collins, LSU (9/20/1997) - 2 TD

231, Andre Ellington, Clemson (9/1/2012)
228, Leonard Fournette, LSU (9/19/2015) - 3 TD
225, Reggie Cobb, Tennessee (9/30/1989) - 1 TD
221, Johnny Musso, Alabama (11/28/1970) - 1 TD
213, Brian Calhoun, Wisconsin (1/2/2006) - 1 TD
207, Noel Devine, West Virginia (10/23/2008) - 1 TD
204, Bobby Humphrey, Alabama (11/29/1986)
203, Trent Richardson, Alabama (11/26/2011)
203, Kevin McLee, Georgia (11/13/1976) - 1 TD
199, Santonio Beard, Alabama (11/17/2001) - 2 TD
196, Errict Rhett, Florida (10/16/1993) - 1 TD
195, Nick Fitzgerald, Mississippi State (10/6/2018) - 2 TD
192, Gene Jelks, Alabama (11/30/1985) - 2 TD
186, D'Andre Smith, Georgia (11/10/2018) - 1 TD
186, Dexter McCluster, Ole Miss (10/30/2009) - 1 TD
186, Madre Hill, Arkansas (10/28/1995) - 1 TD
184, Jeremy Hill, LSU (9/21/2013) - 3 TD
182, Gerald Riggs, Tennessee [SEC] (12/4/2004) - 2 TD
177, Herschel Walker, Georgia (11/13/1982) - 2 TD
177, Larry Gressette, Clemson (11/24/1951) - 1 TD
176, Michael Smith, Arkansas (10/11/2008) - 1 TD
173, Eric Gray, Tennessee (11/21/2020) - 1 TD
173, Lew Thomas, Vanderbilt (9/29/2001) - 2 TD
171, Raheim Sanders, Arkansas (10/29/2022)
170, Larry Key, Florida State (10/22/1977) - 2 TD
169, Earnest Graham, Florida (12/2/2000)
169, Zac Stacy, Vanderbilt (10/20/2012) - 1 TD
168, Bobby North, Georgia Tech (10/15/1949) - 1 TD
167, Johnny Musso, Alabama (11/27/1971) - 2 TD
165, Herschel Walker, Georgia (11/14/1981) - 1 TD
164, Moe Williamson, Kentucky (9/30/1995) - 2 TD
164, Sherman Williams, Alabama (11/19/1994) - 1 TD
163, Andy Johnson, Georgia (11/13/1971) - 1 TD
163, Fred Cone, Clemson (11/25/1950) - 3 TD
161, Fred Talley, Arkansas (10/28/2000) - 1 TD
160, Tyler Ervin, San Jose' State (10/3/2015) - 1 TD
158, Al Pollard, Georgia (11/13/1976) - 2 TD
157, Torin Kirtsey, Georgia (11/11/1995) - 2 TD
153, Reggie Taylor, Cincinnati (11/8/1986) - 1 TD
150, Tucker Gregg, Georgia State (9/25/2021) - 1 TD
149, Jimmy DuBose, Florida (11/1/1975) - 1 TD
149, James Stewart, Tennessee (9/28/1991)
148, Frank Mordica, Vanderbilt (10/14/1978)
147, James McDougald, Wake Forest (10/27/1979) - 4 TD
146, Najee Harris, Alabama (11/30/2019) - 1 TD
145, Michael Smith, Arkansas (10/10/2009) - 1 TD
145, Darren McFadden, Arkansas (10/7/2006) - 1 TD
144, Nick Chubb, Georgia (11/15/2014) - 2 TD
144, T.J. Yeldon, Alabama (11/30/2013) - 1 TD
144, Glen Coffee, Alabama (11/29/2008) - 1 TD
143, Jimmy DuBose, Florida (11/2/1974)
142, Kerry Goode, Alabama (12/3/1983)
142, Junior Smith, East Carolina (11/5/1994) - 1 TD
142, James Mungro, Syracuse (9/22/2001) - 3 TD
142, Errict Rhett, Florida (11/03/1990) - 2 TD
142, Curt Watson, Tennessee (9/26/1970)
141, Tony Nathan, Alabama (11/27/1976) - 2 TD
140, Mohamed Ibrahim, Minnesota (1/1/2020) - 1 TD
140, Andre Ellington, Clemson (9/18/2010) - 1 TD
140, PJ Daniels, Georgia Tech (9/6/2003) - 1 TD
140, Jamal Lewis, Tennessee (10/3/1998) - 1 TD
140, Fred Taylor, Florida (10/18/1997)
140, Alonzo Highsmith, Miami (8/28/1984)
139, Quinshon Judkins, Ole Miss (10/15/2022) - 2 TD
139, Roscoe Coles, Virginia Tech (10/4/1975) - 1 TD
138, Todd Gurley, Georgia (11/15/2014) - 1 TD
138, Stanley Morgan, Tennessee (9/27/1975)
137, Jeff Scott, Mississippi (10/13/2012)
137, Terrell Middleton, Memphis (10/9/1976)
137, Dou Innocent, Mississippi (9/2/1995)
136, Zach Evans, Ole Miss (10/15/2022) - 1 TD
136, Clyde Edwards-Helaire, LSU (10/26/2019) - 1 TD
136, Dincenzo Miller, Mississippi State (10/7/2000)
135, Vick Ballard, Mississippi State (9/10/2011) - 1 TD
134, Jeff Scott, Ole Miss (10/30/2010) - 1 TD

Individual Game Highs

133, Dak Prescott, Mississippi State (9/14/2013) - 2 TD
 133, James Johnson, Mississippi State (10/10/1998) - 1 TD
 132, Isaiah Crowell, Georgia (11/12/2011) - 1 TD
 132, Charles Scott, LSU (9/20/2008)
 131, Eddie Lacy, Alabama (11/24/2012) - 2 TD
 131, Knowshon Moreno, Georgia (11/15/2008)
 131, Willie Parker, North Carolina (12/31/2001) - 1 TD
 131, Dennis Riddle, Alabama (11/23/1996)
 130, La'Mical Perine, Florida (10/5/2019) - 1 TD
 130, Olandis Gary, Georgia (11/14/1998) - 2 TD
 129, Joe Smith, Louisiana Tech (10/20/2001) - 1 TD
 128, Noel Devine, West Virginia (9/19/2009) - 3 TD
 128, Phil Rogers, Virginia Tech (10/4/1975) - 1 TD
 127, Trayveon Williams, Texas A&M (9/17/2016) - 1 TD
 127, T.J. Yeldon, Alabama (11/29/2014) - 2 TD
 127, Carlton Thomas, Georgia (11/12/2011)
 127, Justin Vincent, LSU (10/25/2003)
 127, Ahmaad Galloway, Alabama (11/17/2001)
 127, Jamal Lewis, Tennessee (12/6/1997)
 127, Eddie Lee Ivery, Georgia Tech (10/21/1978)
 127, Sonny Collins, Kentucky (10/12/1974)
 126, Kylin Hill, Mississippi State (10/6/2018)
 126, Derrick Locke, Kentucky (10/17/2009)
 125, Terry Daniels, Tennessee (9/27/1980)
 124, Nicholas Singleton, Penn State (9/17/2022) - 2 TD
 124, Rajion Neal, Tennessee (11/9/2013) - 1 TD
 124, Rafael Little, Kentucky (11/5/2005) - 2 TD
 124, Whit Taylor, Vanderbilt (10/13/1979) - 1 TD
 124, Kelsey Finch, Tennessee (9/25/1976) - 1 TD
 123, Wayne Gallman, Clemson (9/3/2016) - 1 TD
 123, Henry Josey, Missouri (12/7/2013)
 123, Nick Turner, Mississippi State (10/18/2003) - 1 TD
 121, Dak Prescott, Mississippi State (10/11/2014) - 2 TD
 120, Isaiah Spiller, Texas A&M (12/5/2020)
 120, LaBrandon Toefield, LSU (12/1/2001) - 1 TD
 119, Jeremiaha Gates, Samford (11/19/2011)
 119, Preston Kendrick, Florida (11/3/1973) - 1 TD
 119, Joseph Dupree Jr., Georgia (11/17/1990)
 119, Don McLeary, Tennessee (9/26/1970) - 1 TD
 118, Stephen Pitts, Penn State (1/1/1996) - 1 TD
 117, Matt Forte, Tulane (10/21/2006)
 117, Garrison Hearst, Georgia (11/14/1992) - 1 TD
 116, McKenzie Milton, UCF (1/1/2018, Peach) - 1 TD
 116, Todd Gurley, Georgia (11/10/2012) - 1 TD
 116, Wayne Jones, Mississippi State (11/10/1973)
 116, Mike Richardson, SMU (9/21/1968)
 116, Marcus Gilbert, TCU (9/5/1981) - 2 TD
 116, Elijah Williams, Florida (10/19/1996) - 1 TD
 115, Jaxson Dart, Ole Miss (10/15/2022)
 115, Sammie Smith, Florida State (1/2/1989)
 115, Chrys Chukwuma, Arkansas (10/30/1999) - 1 TD
 114, Brandon Bolden, Ole Miss (10/29/2011) - 2 TD
 114, Garrison Hearst, Georgia (11/16/1991) - 1 TD
 113, Boom Williams, Kentucky (10/15/2015) - 2 TD
 113, Terrell Davis, Georgia (11/12/1994)
 113, Horace King, Georgia (11/17/1973) - 1 TD
 112, Rodney Lee, Georgia Tech (10/15/1977)
 112, Errict Rhett, Florida (11/2/1991) - 1 TD
 112, C.J. Spiller, Clemson (12/31/2007) - 1 TD
 112, Andy Reid, Georgia (11/15/1975) - 2 TD
 112, Isaiah Spiller, Texas A&M (11/6/2021)
 111, Walter Reyes, Syracuse (9/28/2002) - 2 TD
 111, P.J. Daniels, Georgia Tech (9/3/2005) - 1 TD
 111, Fred Taylor, Florida (10/14/1995) - 1 TD
 110, Nathaniel Peat, Missouri (9/24/2022)
 110, Fred Taylor, Florida (10/19/1996)
 110, Ben Garry, Southern Miss (9/17/1977) - 1 TD
 110, Amp Lee, Florida State (10/21/1989)
 109, Tra Carson, Texas A&M (11/7/2015)
 109, Trey Williams, Texas A&M (10/27/2012) - 1 TD
 109, Randall Cobb, Kentucky (10/17/2009) - 1 TD
 109, Sonny Collins, Kentucky (10/11/1975)
 109, Ricky Moore, Alabama (12/3/1983) - 1 TD
 109, Hank Phillips, Mississippi State (10/26/1985)
 108, Neal Anderson, Florida (11/3/1984) - 1 TD

108, Jeff Leggett, Florida State (10/23/1976) - 2 TD
 108, Darren McFadden, Arkansas (10/15/2005) - 2 TD
 107, Trayveon Williams, Texas A&M (11/3/2018) - 2 TD
 107, Steve Whitman, Alabama (12/1/1979)
 106, D'Andre Swift, Georgia (11/16/2019)
 106, Lamar Jackson, Louisville (9/5/2015) - 1 TD
 106, Chris Relf, Mississippi State (9/10/2011)
 106, Jimmy Streater, Tennessee (9/29/1979) - 2 TD
 106, Billy Ray Vickers, N.C. State (10/8/1977)
 105, Alex Collins, Arkansas (10/24/2015) - 1 TD
 105, Corey Clement, Wisconsin (1/1/2015, Outback)
 105, Keith Marshall, Georgia (11/10/2012) - 1 TD
 105, Kregg Lumpkin, Georgia (11/11/2006) - 1 TD
 105, Joseph Addai, LSU (10/22/2005)
 104, Jonathan Williams, Arkansas (11/2/2013)
 104, Cordera Eason, Ole Miss (11/1/2008)
 104, Stanley Howell, Mississippi State (11/10/1979)
 104, Ottis Anderson, Miami (10/7/1978)
 104, Major Ogilvie, Alabama (12/2/1978)
 104, Johnny Davis, Alabama (11/26/1977) - 1 TD
 104, Felix Jones, Arkansas (10/7/2006) - 1 TD
 104, Deuce McAllister, Mississippi (9/9/2000) - 3 TD
 104, Bruce Threadgill, Mississippi State (11/8/1975) - 1 TD
 104, Bo Carroll, Florida (10/16/1999) - 1 TD
 103, Trayveon Williams, Texas A&M (11/4/2017)
 103, Charlie Fulton, Tennessee (9/30/1967) - 2 TD
 103, Roosevelt Snipes, Florida State (10/13/1984)
 103, Frank Mordica, Vanderbilt (10/13/1979) - 1 TD
 103, Anthony Head, Georgia Tech (10/18/1975) - 3 TD
 103, Anthony Dixon, Mississippi State (9/15/2007)
 102, Steve Bisceglia, Alabama (12/2/1972) - 1 TD
 102, Marcus Wilson, Vanderbilt (10/12/1991) - 3 TD
 102, Keith Davis, Tennessee (9/28/1985)
 102, Jeff Rutledge, Alabama (11/26/1977)
 101, Nick Chubb, Georgia (11/12/2016)
 101, Leonard Fournette, LSU (9/24/2016)
 101, Knowshon Moreno, Georgia (11/10/2007) - 2 TD
 100, Thomas Jones, Virginia (9/3/1998) - 1 TD
 100, Roosevelt Snipes, Florida State (10/1/1983)

Auburn's 100-yard Rushing Games by a Quarterback

222, Travis Tidwell vs. Furman (10/5/1946) - 18 carries
 217, Cam Newton vs. LSU (10/23/2010) - 28 carries, 2 TD
 214, Nick Marshall at Tennessee (11/9/2013) - 14 carries, 2 TD
 214, Bobby Hunt vs. Mississippi State (11/7/1959) - 16 carries
 198, Cam Newton at Kentucky (10/9/2010) - 28 carries, 4 TD
 188, Cam Newton vs. Arkansas (10/16/2010) - 25 carries, 3 TD
 176, Cam Newton vs. South Carolina (9/25/2010) - 25 carries, 3 TD
 171, Cam Newton vs. Arkansas State (9/4/2010) - 15 carries, 2 TD
 160, Phil Gargis vs. Georgia (11/16/1974) - 24 carries, 1 TD
 158, Kodi Burns vs. UT-Martin (11/8/2008) - 13 carries, 2 TD
 154, Jimmy Sidle vs. Florida (11/2/1963) - 18 carries
 151, Cam Newton vs. Georgia (11/13/2010) - 30 carries, 2 TD
 140, Nick Marshall vs. Ole Miss (10/5/2013) - 14 carries, 2 TD
 133, Tommy Traylor vs. Mississippi State (11/7/1970) - 9 carries, 2 TD
 129, Phil Gargis vs. Florida State (10/23/1976) - 14 carries, 4 TD
 119, Nick Marshall vs. LSU (10/4/2014) - 16 carries, 2 TD
 119, Phil Gargis at Georgia (11/15/1975) - 29 carries
 113, Charles Thomas vs. North Carolina State (10/6/1979) - 8 carries, 2 TD
 108, Robby Ashford at Mississippi State (11/5/2022) - 18 carries, 2 TD
 105, Nick Marshall vs. Louisiana Tech (9/27/2014) - 13 carries
 103, Nick Marshall vs. San Jose' State (9/6/2014) - 11 carries, 1 TD
 101, Nick Marshall vs. Missouri (12/7/2013) - 16 carries, 1 TD
 100, Nick Marshall at Mississippi State (10/11/2014) - 17 carries
 100, Nick Marshall at Texas A&M (10/19/2013) - 20 carries, 2 TD
 100, Phil Gargis vs. Louisville (9/14/1974) - 11 carries, 2 TD

Individual Game Highs

Auburn's 100-yard Kickoff Return Games

202, Demond Washington at Georgia (11/14/2009), 5 ret.
182, Tristan Davis vs. Arkansas (10/11/2008), 5 ret.
176, Tre Mason vs. Utah State (9/3/2011), 4 ret.
176, Demond Washington at Ole Miss (10/30/2010), 5 ret.
174, Noah Igbinoghene vs. UCF (1/1/2018, Peach), 6 ret.
172, Tre Mason vs. Mississippi State (9/10/2011), 6 ret.
165, Nehemiah Pritchett vs. Georgia State (9/25/2021), 5 ret.
155, Robert Beaird vs. Alabama (11/27/1965), 6 ret.
150, Carnell Williams vs. Louisiana Tech (10/20/2001), 6 ret.
141, Tre Mason vs. Washington State (8/31/2013), 3 ret.
140, Thomas Bailey vs. Florida (11/2/1991), 5 ret.
139, Tim Carter vs. LSU (9/16/2000), 3 ret.
138, Onterio McCalebb at Mississippi State (9/8/2012), 3 ret.
137, Robert Baker at Florida (10/19/1996), 5 ret.
136, Onterio McCalebb vs. Alabama (11/26/2011), 3 ret.
130, James Brooks vs. Alabama (11/26/1977), 4 ret.
129, Tristan Davis vs. Georgia (11/11/2006), 5 ret.
129, Markeith Cooper vs. Alabama (11/21/1998), 4 ret.
127, Ronnie Ross vs. Alabama (11/28/1970), 4 ret.
126, Demond Washington vs. Arkansas State (9/4/2010), 5 ret.
125, Robert Baker at Georgia (11/11/95), 5 ret.
124, Tristan Davis vs. Florida (10/14/2006), 5 ret.
123, Demond Washington vs. Clemson (9/18/2010), 5 ret.
122, Demond Washington vs. Arkansas (10/16/2010), 4 ret.
121, James Brooks vs. Kansas State (9/15/1979), 4 ret.
121, Karsten Bailey vs. Florida (10/16/1993), 6 ret.
119, James Brooks vs. Duke (9/20/1980), 3 ret.
112, Demond Washington vs. Georgia (11/13/2010), 6 ret.
112, Rick Neel at Florida State (10/25/1975), 2 ret.
111, Demond Washington vs. Northwestern [Outback], 4 ret.
110, James Brooks at Wake Forest (10/27/1979), 4 ret.
110, Mario Fannin vs. Mississippi State (9/15/2007), 5 ret.
109, Travaris Robinson vs. Florida (10/16/1999), 4 ret.
106, Noah Igbinoghene vs. Minnesota [Outback] (1/1/2020), 1 ret.
106, Devin Aromashodu at Georgia (11/15/2003), 5 ret.
105, Mike Fuller at Georgia (11/17/1973), 2 ret.
104, Tristan Davis at Alabama (11/29/2008), 5 ret.
103, Shane Wasden vs. Florida State (1/2/1989), 4 ret.
103, Mike Currier vs. Georgia (11/16/1968), 3 ret.
102, Mike Fuller at Georgia (11/17/73), 1 ret.
101, James Brooks vs. Alabama (12/2/1978), 5 ret.
100, Brad Lester vs. Arkansas (10/7/2006), 3 ret.
100, Sam DeJarnette vs. Mississippi State (10/25/1980), 1 ret.

Auburn's 100-yard Punt Return Games

173, Mike Fuller vs. UT Chattanooga (9/21/1974), 3 ret.
127, Chris Davis at Tennessee (11/9/2013), 2 ret.
115, Mike Fuller vs. Houston (10/27/73), 2 ret.
109, Joe Walkins vs. Ball State (9/1/2001), 6 ret.
104, Lionel James vs. Georgia Tech (10/16/1982), 4 ret.
104, Freddie Weygand vs. Kansas (9/12/87), 2 ret.
103, Robert Dunn, vs. Southern Miss (9/6/2008), 4 ret.
103, Lionel James vs. Rutgers (11/6/1982), 7 ret.
102, Mike Fuller vs. Mississippi State (11/9/1974), 3 ret.

Individual Game Highs By Date

Auburn's 200-yard Passing Games

11/17/1951	Allen Parks (1)	211	vs. Georgia	14-of-28, 1 TD, 6 int
11/11/1952	Dudley Spence (1)	214	vs. Wofford	11-of-13, 3 TD
10/30/1954	Bobby Freeman (1)	246	vs. Tulane	11-of-17, 2 TD, 2 int
11/8/1958	Lloyd Nix (1)	212	vs. Mississippi St.	13-of-19, 1 TD, 1 int
11/11/1967	Loran Carter (1)	224	vs. Mississippi St.	4 TD, 4 int
10/26/1968	Loran Carter (2)	274	vs. Miami	15-of-28, 3 TD, 3 int
11/2/1968	Loran Carter (3)	220	at Florida	17-of-30, 3 TD, 1 int
9/27/1969	Pat Sullivan (1)	211	at Tennessee	12-of-24, 2 TD, 5 int
10/25/1969	Pat Sullivan (2)	221	at LSU	19-of-34, 2 TD, 1 int
11/1/1969	Pat Sullivan (3)	218	vs. Florida	22-of-39, 2 TD
11/4/1969	Pat Sullivan (4)	200	vs. Kentucky	14-of-29, 4 TD, 2 int
9/19/1970	Pat Sullivan (5)	241	vs. Southern Miss	15-of-24, 3 TD
9/26/1970	Pat Sullivan (6)	268	vs. Tennessee	17-of-31, 1 TD, 2 int
10/3/1970	Pat Sullivan (7)	228	at Kentucky	14-of-27, 0 TD, 1 int
10/17/1970	Pat Sullivan (8)	312	vs. Georgia Tech	16-of-29, 3 TD, 1 int
10/24/1970	Pat Sullivan (9)	217	vs. LSU	17-of-33, 0 TD, 3 int
10/31/1970	Pat Sullivan (10)	366	at Florida	21-of-27, 4 TD
11/7/1970	Pat Sullivan (11)	222	vs. Mississippi St.	15-of-19, 3 TD
11/14/1970	Pat Sullivan (12)	320	vs. Georgia	24-of-44, 0 TD, 2 int
11/28/1970	Pat Sullivan (13)	317	vs. Alabama	22-of-38, 1 TD, 1 int
1/2/1971	Pat Sullivan (14)	351	vs. Ole Miss	27-of-43, 2 TD, 1 int
10/2/1971	Pat Sullivan (15)	253	vs. Kentucky	16-of-25, 2 TD, 2 int
10/9/1971	Pat Sullivan (16)	238	vs. Southern Miss	23-of-39, 3 TD, 1 int
10/16/1971	Pat Sullivan (17)	281	at Georgia Tech	26-of-34, 3 TD, 1 int
10/23/1971	Pat Sullivan (18)	204	vs. Clemson	15-of-31, 1 TD, 3 int
10/30/1971	Pat Sullivan (19)	241	vs. Florida	15-of-30, 2 TD, 1 int
11/13/1971	Pat Sullivan (20)	248	at Georgia	14-of-24, 4 TD
1/1/1972	Pat Sullivan (21)	250	vs. Oklahoma	20-of-44, 1 TD, 1 int
9/25/1976	Phil Gargis (1)	224	vs. Tennessee	10-of-13, 3 TD
9/15/1984	Pat Washington (1)	226	at Texas	14-of-27, 0 TD, 1 int
10/20/1984	Mike Mann (1)	241	vs. Georgia Tech	11-of-17, 2 TD, 1 int
9/6/1986	Jeff Burger (1)	245	vs. UT-Chatt.	16-of-25, 3 TD, 2 int
9/20/1986	Jeff Burger (2)	219	vs. East Carolina	10-of-18, 2 TD
11/15/1986	Jeff Burger (3)	233	vs. Georgia	19-of-36, 1 TD, 3 int
9/5/1987	Jeff Burger (4)	269	vs. Texas	16-of-22, 2 TD
10/10/1987	Jeff Burger (5)	282	vs. Vanderbilt	14-of-18, 2 TD
10/17/1987	Jeff Burger (6)	265	at Georgia Tech	30-of-46, 1 TD, 2 int
10/31/1987	Jeff Burger (7)	220	vs. Florida	18-of-29, 1 TD
11/14/1987	Jeff Burger (8)	217	at Georgia	22-of-32, 2 TD, 2 int
9/17/1988	Reggie Slack (1)	290	vs. Kansas	12-of-16, 4 TD
9/24/1988	Reggie Slack (2)	220	vs. Tennessee	14-of-18, 2 TD, 1 int
10/1/1988	Reggie Slack (3)	229	vs. North Carolina	22-of-30, 0 TD
10/15/1988	Reggie Slack (4)	224	vs. Akron	18-of-26, 0 TD, 1 int
11/5/1988	Reggie Slack (5)	272	vs. Southern Miss	14-of-23, 1 TD, 1 int
11/12/1988	Reggie Slack (6)	263	vs. Georgia	20-of-34, 2 TD, 1 int
11/25/1988	Reggie Slack (7)	220	vs. Alabama	13-of-26, 0 TD, 1 int
9/9/1989	Reggie Slack (8)	252	vs. Pacific	9-of-10, 4 TD, 1 int
9/30/1989	Reggie Slack (9)	285	at Tennessee	18-of-40, 1 TD, 1 int
11/11/1989	Reggie Slack (10)	215	vs. La Tech	13-of-24, 1 TD, 2 int
11/18/1989	Reggie Slack (11)	230	at Georgia	19-of-27, 1 TD, 2 int
12/2/1989	Reggie Slack (12)	274	vs. Alabama	14-of-26, 0 TD, 1 int
9/8/1990	Stan White (2)	324	vs. Cal St. Fullerton	21-of-35, 4 TD
9/15/1990	Stan White (3)	208	vs. Ole Miss	16-of-31, 1 TD
9/29/1990	Stan White (4)	338	vs. Tennessee	30-of-58, 3 TD, 1 int
10/6/1990	Stan White (5)	272	vs. Louisiana Tech	24-of-37, 0 TD
10/27/1990	Stan White (6)	224	at Miss. State	16-of-27, 1 TD, 1 int
11/17/1990	Stan White (7)	215	vs. Georgia	15-of-30, 1 TD, 1 int
12/29/1990	Stan White (8)	351	vs. Indiana	31-of-43, 1 TD
8/31/1991	Stan White (9)	236	vs. Ga. Southern	14-of-27, 2 TD, 1 int
9/28/1991	Stan White (10)	222	at Tennessee	11-of-26, 1 TD, 2 int
10/5/1991	Stan White (11)	258	vs. Southern Miss	23-of-43, 1 TD, 2 int
11/9/1991	Stan White (12)	203	vs. SW Louisiana	17-of-22, 2 TD
11/30/1991	Stan White (13)	232	vs. Alabama	13-of-26, 0 TD, 2 int
9/5/1992	Stan White (14)	314	at Ole Miss	16-of-39, 1 TD, 4 int
11/14/1992	Stan White (15)	215	vs. Georgia	16-of-26, 0 TD, 1 int
9/18/1993	Stan White (16)	282	at LSU	20-of-28, 1 TD
10/16/1993	Stan White (17)	267	vs. Florida	23-of-35, 1 TD
10/30/1993	Stan White (18)	212	at Arkansas	15-of-26, 1 TD

11/6/1993	Stan White (18)	248	vs. New Mexico St.	23-of-30, 3 TD
11/13/1993	Stan White (19)	200	at Georgia	17-of-28, 1 TD, 1 int
9/3/1994	Patrick Nix (1)	224	at Ole Miss	18-of-33, 1 TD
10/8/1994	Patrick Nix (2)	311	at Mississippi State	16-of-23, 3 TD, 1 int
10/15/1994	Patrick Nix (3)	319	at Florida	28-of-51, 3 TD
11/5/1994	Patrick Nix (4)	261	vs. East Carolina	15-of-23, 2 TD
11/12/1994	Patrick Nix (5)	204	vs. Georgia	18-of-34, 0 TD, 1 int
11/19/1994	Patrick Nix (6)	247	at Alabama	23-of-42, 0 TD, 1 int
9/2/1995	Patrick Nix (7)	372	vs. Ole Miss	28-of-39, 1 TD
9/30/1995	Patrick Nix (8)	262	at Kentucky	18-of-27, 3 TD, 1 int
10/7/1995	Patrick Nix (9)	274	vs. Miss. State	23-of-28; 2 TD, 1 int
10/14/1995	Patrick Nix (10)	219	vs. Florida	15-of-37; 1 TD, 2 int
10/28/1995	Patrick Nix (11)	387	at Arkansas	34-of-52, 2 TD, 2 int
11/11/1995	Patrick Nix (12)	217	at Georgia	15-of-27, 1 TD
11/18/1995	Patrick Nix (13)	259	vs. Alabama	18-of-36, 2 TD
9/7/1996	Dameyune Craig (2)	207	vs. Fresno State	19-of-24, 2 TD, 1 int
9/14/1996	Dameyune Craig (3)	249	at Ole Miss	13-of-25, 3 TD, 1 int
10/12/1996	Dameyune Craig (4)	394	at Miss. State	28-of-41, 4 TD
11/9/1996	Dameyune Craig (5)	248	vs. Northeast La.	17-of-32, 1 TD, 1 int
11/16/1996	Dameyune Craig (6)	290	vs. Georgia	22-of-35, 3 TD
12/31/1996	Dameyune Craig (7)	370	vs. Army	24-of-42, 2 TD, 1 int
9/4/1997	Dameyune Craig (8)	247	at Virginia	12-of-19, 2 TD, 1 int
9/13/1997	Dameyune Craig (9)	245	vs. Ole Miss	19-of-29, 2 TD
9/20/1997	Dameyune Craig (10)	342	at LSU	23-of-45, 1 TD
9/27/1997	Dameyune Craig (11)	360	vs. Central Fla.	27-of-40, 2 TD, 1 int
10/4/1997	Dameyune Craig (12)	321	at S. Carolina	24-of-39, 2 TD, 1 int
10/11/1997	Dameyune Craig (13)	355	vs. La. Tech	20-of-32, 4 TD, 3 int
10/25/1997	Dameyune Craig (14)	244	at Arkansas	13-of-25, 1 TD
11/1/1997	Dameyune Craig (15)	270	vs. Miss. State	20-of-54, 4 int
11/15/1997	Dameyune Craig (16)	231	at Georgia	12-of-19, 1 TD
11/22/1997	Dameyune Craig (17)	213	vs. Alabama	14-of-33, 2 int
12/6/1997	Dameyune Craig (18)	262	vs. Tennessee	14-of-34, 2 TD
1/2/1998	Dameyune Craig (19)	259	vs. Clemson	15-of-44
9/19/1998	Ben Leard (1)	285	vs. LSU	21-of-38, 2 TD, 2 int
10/31/1998	Gabe Gross (1)	225	vs. Arkansas	13-of-20, 2 TD, 2 int
11/14/1998	Gabe Gross (2)	245	vs. Georgia	20-of-45, 1 TD, 3 int
11/21/1998	Gabe Gross (3)	208	at Alabama	14-of-34, 1 TD, 2 int
9/18/1999	Ben Leard (2)	304	at LSU	16-of-23, 3 TD
10/16/1999	Jeff Klein (1)	245	vs. Florida	19-of-39, 2 TD, 2 int
11/6/1999	Jeff Klein (2)	270	vs. Central Florida	19-of-31, 2 TD, 2 int
11/13/1999	Ben Leard (3)	416	at Georgia	24-of-32, 4 TD
11/20/1999	Ben Leard (4)	237	vs. Alabama	26-of-39, 2 TD, 1 int
8/31/2000	Ben Leard (5)	266	vs. Wyoming	12-of-19, 2 TD
9/17/2000	Ben Leard (6)	225	vs. LSU	21-of-30, 2 TD
9/30/2000	Ben Leard (7)	202	vs. Vanderbilt	14-of-27, 2 TD
10/28/2000	Ben Leard (8)	240	vs. Arkansas	19-of-30, 1 TD
1/1/2001	Ben Leard (9)	394	vs. Michigan	28-of-37, 3 TD
9/1/2001	Jason Campbell (1)	214	vs. Ball State	16-of-28, 1 TD
9/29/2001	Jason Campbell (2)	247	at Vanderbilt	17-of-24, 1 TD
10/20/2001	Daniel Cobb (1)	381	vs. Louisiana Tech	28-of-48, 5 TD, 4 int
10/27/2001	Daniel Cobb (2)	254	at Arkansas	22-of-40, 1 TD, 2 int
10/12/2002	Daniel Cobb (3)	225	vs. Arkansas	13-of-23, 1 TD, 2 int
9/13/2003	Jason Campbell (3)	220	at Vanderbilt	12-of-19, 2 TD
11/8/2003	Jason Campbell (4)	231	vs. Ole Miss	14-of-26, 1 TD
11/22/2003	Jason Campbell (5)	270	vs. Alabama	18-of-27, 1 TD, 2 int
10/2/2004	Jason Campbell (6)	252	at Tennessee	16-of-23, 2 TD, 1 int
10/9/2004	Jason Campbell (7)	201	vs. Louisiana Tech	13-of-18, 2 TD
10/16/2004	Jason Campbell (8)	297	vs. Arkansas	17-of-19, 3 TD
10/30/2004	Jason Campbell (9)	234	at Ole Miss	11-of-22; 1 TD
11/20/2004	Jason Campbell (10)	224	at Alabama	18-of-24, 1 TD, 1 int
12/4/2004	Jason Campbell (11)	374	vs. Tennessee	27-of-35, 3 TD, 1 int
9/3/2005	Brandon Cox (1)	342	vs. Georgia Tech	22-of-44, 2 TD, 4 int
9/10/2005	Brandon Cox (2)	202	vs. Mississippi St.	12-of-18, 2 TD
9/24/2005	Blake Field (1)	200	vs. W. Kentucky	13-of-22, 3 TD
10/1/2005	Brandon Cox (3)	245	vs. South Carolina	19-of-29, 1 TD
10/15/2005	Brandon Cox (4)	203	at Arkansas	17-of-26, 3 TD, 2 int
10/22/2005	Brandon Cox (5)	221	at LSU	16-of-40, 1 TD
10/29/2005	Brandon Cox (6)	205	vs. Ole Miss	17-of-27, 1 TD
11/5/2005	Brandon Cox (7)	201	at Kentucky	13-of-21, 1 TD

Individual Game Highs By Date

11/12/2005	Brandon Cox (8)	279	at Georgia	16-28, 0 TD, 1 int
9/9/2006	Brandon Cox (9)	249	vs. Mississippi St.	18-27, 2 TD
10/21/2006	Brandon Cox (10)	212	vs. Tulane	16-19, 3 TD
10/28/2006	Brandon Cox (11)	253	vs. Ole Miss	21-34, 1 TD, 1 int
11/4/2006	Brandon Cox (12)	251	vs. Arkansas State	12-21, 2 TD, 2 int
9/1/2007	Brandon Cox (13)	229	vs. Kansas State	17-30, 1 TD, 2 int
9/29/2007	Brandon Cox (14)	227	at Florida	17-26
12/31/2007	Brandon Cox (15)	211	vs. Clemson	25-39, 0 TD, 1 int
9/6/2008	Chris Todd (1)	248	vs. Southern Miss	21-31
9/20/2008	Chris Todd (2)	250	vs. LSU	17-32, 2 TD, 1 int
11/1/2008	Kodi Burns (1)	319	at Ole Miss	27-43
9/5/2009	Chris Todd (3)	255	vs. Louisiana Tech	17-26, 2 TD
9/19/2009	Chris Todd (4)	284	vs. West Virginia	16-31, 4 TD, 1 int
9/26/2009	Chris Todd (5)	287	vs. Ball State	19-26, 5 TD
10/3/2009	Chris Todd (6)	218	at Tennessee	19-32, 1 TD
10/31/2009	Chris Todd (7)	212	vs. Ole Miss	12-22, 1 TD
11/7/2009	Chris Todd (8)	256	vs. Furman	17-18, 4 TD
11/14/2009	Chris Todd (9)	238	at Georgia	20-28, 2 TD, 2 int
1/1/2010	Chris Todd (10)	235	vs. Northwestern	20-31, 1 TD
9/18/2010	Cam Newton (1)	203	vs. Clemson	7-14, 2 TD, 2 int
10/2/2010	Cam Newton (2)	245	vs. ULM	14-19, 3 TD, 1 int
10/9/2010	Cam Newton (3)	210	at Kentucky	13-21, 1 int
10/30/2010	Cam Newton (4)	209	at Ole Miss	18-24, 2 TD
11/6/2010	Cam Newton (5)	317	vs. Chattanooga	15-21, 4 TD
11/26/2010	Cam Newton (6)	216	at Alabama	13-20, 3 TD
12/4/2010	Cam Newton (7)	335	vs. South Carolina	17-28, 4 TD
1/10/2011	Cam Newton (8)	265	vs. Oregon	20-34, 2 TD, 1 int
9/3/2011	Barrett Trotter (1)	216	vs. Utah State	17-23, 3 TD
9/14/2013	Nick Marshall (1)	339	vs. Mississippi St.	23-34, 2 TD, 2 int
9/21/2013	Nick Marshall (2)	224	at LSU	17-33, 0 TD, 2 int
10/12/2013	Jeremy Johnson (1)	201	vs. Western Carolina	17-21, 4 TD, 1 int
10/19/2013	Nick Marshall (3)	236	at Texas A&M	11-23, 2 TD
11/16/2013	Nick Marshall (4)	229	vs. Georgia	15-26, 1 TD
1/6/2014	Nick Marshall (5)	217	vs. Florida State	14-27, 2 TD, 1 int
8/30/2014	Jeremy Johnson (2)	243	vs. Arkansas	12-16, 2 TD
9/18/2014	Nick Marshall (6)	231	at Kansas State	17-31, 2 TD
10/4/2014	Nick Marshall (7)	207	vs. LSU	14-22, 2 TD
10/11/2014	Nick Marshall (8)	209	at Mississippi St.	17-35, 2 TD, 2 int
11/1/2014	Nick Marshall (9)	254	at Ole Miss	15-22, 2 TD, 1 int
11/8/2014	Nick Marshall (10)	219	vs. Texas A&M	15-21, 1 TD
11/29/2014	Nick Marshall (11)	456	at Alabama	27-43, 3 TD, 1 int
1/1/2015	Nick Marshall (12)	217	vs. Wisconsin	15-22, 2 TD
9/12/2015	Jeremy Johnson (2)	236	vs. Jacksonville State	21-32, 2 TD, 2 int
10/15/2015	Sean White (1)	255	at Kentucky	17-27
10/24/2015	Sean White (2)	254	at Arkansas	19-32
10/31/2015	Sean White (3)	258	vs. Ole Miss	12-28, 1 TD, 1 int
9/10/2016	Sean White (4)	244	vs. Arkansas State	17-23, 3 TD
9/24/2016	Sean White (5)	234	vs. LSU	19-26
10/1/2016	Sean White (6)	239	vs. ULM	14-17, 2 TD
10/8/2016	Sean White (7)	204	at Mississippi State	14-18, 1 TD, 1 int
10/29/2016	Sean White (8)	247	at Ole Miss	15-22, 1 TD
9/16/2017	Jarrett Stidham (1)	364	vs. Mercer	32-37, 1 int
9/23/2017	Jarrett Stidham (2)	218	at Missouri	13-17, 1 TD
9/30/2017	Jarrett Stidham (3)	264	vs. Mississippi State	13-16, 2 TD
10/7/2017	Jarrett Stidham (4)	235	vs. Ole Miss	14-21, 2 TD
10/21/2017	Jarrett Stidham (5)	218	at Arkansas	19-28, 1 int
11/4/2017	Jarrett Stidham (6)	268	at Texas A&M	20-27, 3 TD
11/11/2017	Jarrett Stidham (7)	214	vs. Georgia	16-23, 3 TD
11/18/2017	Jarrett Stidham (8)	235	vs. ULM	18-24, 2 TD, 1 int
11/25/2017	Jarrett Stidham (9)	237	vs. Alabama	21-28
1/1/2018	Jarrett Stidham (10)	331	vs. UCF	28-43, 1 TD, 2 int
9/1/2018	Jarrett Stidham (11)	273	vs. Washington	26-36, 1 TD
9/29/2018	Jarrett Stidham (12)	245	vs. Southern Miss	19-33, 2 TD
10/6/2018	Jarrett Stidham (13)	214	at Mississippi State	19-38
10/13/2018	Jarrett Stidham (14)	322	vs. Tennessee	28-45, 2 TD, 2 int
10/20/2018	Jarrett Stidham (15)	215	at Ole Miss	13-22, 1 TD
11/3/2018	Jarrett Stidham (16)	239	vs. Texas A&M	18-29, 2 TD
12/28/2018	Jarrett Stidham (17)	373	vs. Purdue	15-21, 5 TD
9/7/2019	Bo Nix (1)	207	vs. Tulane	19-37, 1 TD
9/28/2019	Bo Nix (2)	335	vs. Mississippi St.	16-21, 2 TD

11/2/2019	Bo Nix (3)	340	vs. Ole Miss	30-44
11/16/2019	Bo Nix (4)	245	vs. Georgia	30-50, 1 TD
9/26/2020	Bo Nix (5)	233	vs. Kentucky	16-27, 3 TD
10/17/2020	Bo Nix (6)	272	at South Carolina	24-47, 1 TD, 3 int
10/24/2020	Bo Nix (7)	238	at Ole Miss	23-30, 1 TD
10/31/2020	Bo Nix (8)	300	vs. LSU	18-24, 3 TD
11/21/2020	Bo Nix (9)	220	vs. Tennessee	17-26, 1 TD, 1 int
11/28/2020	Bo Nix (10)	227	at Alabama	23-38, 2 int
1/1/2021	Bo Nix (11)	292	vs. Northwestern	25-42, 1 TD
9/4/2021	Bo Nix (12)	275	vs. Akron	20-22, 3 TD
9/11/2021	Bo Nix (13)	255	at LSU	23-44, 1 TD
10/9/2021	Bo Nix (14)	217	vs. Georgia	21-38, 1 int
10/16/2021	Bo Nix (15)	292	at Arkansas	21-26, 2 TD, 1 int
10/30/2021	Bo Nix (16)	276	vs. Ole Miss	22-30, 1 TD
11/13/2021	Bo Nix (17)	377	vs. Mississippi St.	27-41, 2 TD
12/28/2021	T.J. Finley (1)	227	vs. Houston	19-37, 1 TD
10/1/2022	Robby Ashford (1)	337	vs. LSU	19-38, 2 TD, 1 int
10/29/2022	Robby Ashford (2)	285	vs. Arkansas	24-33, 1 TD

Opponent 300-yard Passing Games

11/9/1968	Bubba Wyche, Tennessee	338	25-45, 2 TD, 2 int
11/1/1969	John Reaves, Florida	369	33-66, 2 TD, 9 int
11/29/1969	Scott Hunter, Alabama	484	30-55, 2 TD, 2 int
9/16/1978	Dan Manucci, Kansas State	343	18-29, 3 TD, 2 int
10/27/1979	Jay Venuto, Wake Forest	358	23-43, 1 TD, 1 int
10/29/1983	Wayne Peace, Florida	336	29-41, 2 TD
11/5/1983	Boomer Esiason, Maryland	355	23-37, 3 TD
8/28/1984	Bernie Kosar, Miami	329	21-38, 2 TD, 2 int
10/13/1984	Eric Thomas, Florida State	357	18-29, 4 TD
12/2/1989	Gary Hollingsworth, Alabama	340	27-49, 2 TD, 2 int
9/28/1991	Andy Kelly, Tennessee	355	23-35, 3 TD, 1 int
10/16/1993	Danny Wuerffel, Florida	386	25-50, 3 TD, 2 int
11/13/1993	Eric Zeier, Georgia	426	34-53, 3 TD, 2 int
10/14/1995	Danny Wuerffel, Florida	380	20-34, 4 TD, 1 int
11/18/1995	Freddie Kitchens, Alabama	302	19-43, 1 TD
10/9/1996	Raymond Philyaw, Northeast La.	308	18-33, 1 TD, 1 int
10/19/1996	Danny Wuerffel, Florida	346	17-30, 3 TD, 1 int
11/16/1996	Mike Bobo, Georgia	360	21-37, 2 TD
9/4/1997	Aaron Brooks, Virginia	305	25-41, 2 TD, 1 int
10/25/1997	Clint Stoerner, Arkansas	325	20-43, 2 TD, 1 int
11/15/1997	Mike Bobo, Georgia	362	29-43, 3 TD, 1 int
12/6/1997	Peyton Manning, Tennessee	373	25-43, 4 TD, 2 int
11/14/1998	Quincy Carter, Georgia	351	23-37, 2 TD, 3 int
10/16/1999	Doug Johnson, Florida	310	24-43, 1 TD, 2 int
11/6/1999	Vic Penn, Central Florida	374	29-52, 1 TD, 2 int
11/13/1999	Quincy Carter, Georgia	319	26-37, 2 TD
10/21/2000	Luke McCown, La Tech	422	47-65, 4 TD, 2 int
10/13/2001	Rex Grossman, Florida	364	25-42, 2 TD, 4 int
10/20/2001	Luke McCown, La Tech	381	27-52, 3 TD, 5 int
9/2/2002	Carson Palmer, USC	302	23-32, 1 TD, 2 int
10/4/2003	Casey Clausen, Tennessee	355	30-47, 2 TD, 1 int
11/5/2005	Andre' Woodson, Kentucky	335	26-43, 1 TD, 1 int
11/12/2005	D.J. Shockley, Georgia	304	20-36, 2 TD
1/2/2006	John Stocco, Wisconsin	301	15-27, 2 TD
10/20/2007	Matt Flynn, LSU	319	22-35, 3 TD, 1 int
1/1/2010	Mike Kafka, Northwestern	532	47-78, 4 TD, 5 int
10/16/2010	Tyler Wilson, Arkansas	332	25-34, 4 TD, 2 int
11/26/2010	Greg McElroy, Alabama	337	27-37, 2 TD
1/10/2011	Darron Thomas, Oregon	363	27-40, 2 TD, 2 int
9/17/2011	Tajh Boyd, Clemson	386	30-42, 4 TD
12/31/2011	Michael Rocco, Virginia	312	26-41, 2 TD, 1 int
8/31/2013	Connor Halliday, Wash St	344	35-65, 1 TD, 3 int
10/5/2013	Bo Wallace, Ole Miss	336	25-48, 2 TD, 2 int
10/19/2013	Johnny Manziel, Texas A&M	454	28-38, 4 TD, 2 int
11/16/2013	Aaron Murray, Georgia	415	33-49, 2 TD, 1 int
12/7/2013	James Franklin, Missouri	303	21-37, 3 TD, 1 int
10/25/2014	Dylan Thompson, South Caro	402	29-50, 5 TD, 3 int
11/1/2014	Bo Wallace, Ole Miss	339	28-40, 2 TD
11/29/2014	Blake Sims, Alabama	312	20-27, 4 TD, 3 int

Individual Game Highs By Date

10/15/2015	Patrick Towles, Kentucky	359	27-44, 1 int
10/31/2015	Chad Kelly, Ole Miss	381	33-51, 2 TD, 2 int
10/29/2016	Chad Kelly, Ole Miss	465	36-59, 3 TD, 1 int
10/7/2017	Shea Patterson, Ole Miss	346	34-51, 2 TD
10/13/2018	Jarrett Guarantano, Tennessee	328	21-32, 2 TD
10/20/2018	Jordan Ta'amu, Ole Miss	324	27-46, 1 TD
11/24/2018	Tua Tagovailoa, Alabama	324	25-32, 5 TD
9/21/2019	Kellen Mond, Texas A&M	335	31-49, 2 TD
10/26/2019	Joe Burrow, LSU	321	32-42, 1 TD, 1 int
11/30/2019	Mac Jones, Alabama	335	26-39, 4 TD, 2 int
10/10/2020	Felipe Franks, Arkansas	318	22-30, 4 TD
11/28/2020	Mac Jones, Alabama	302	18-26, 5 TD
10/2/2021	Max Johnson, LSU	325	26-46, 1 TD, 1 int
11/13/2021	Will Rogers, Mississippi St.	415	44-55, 6 TD
11/27/2021	Bryce Young, Alabama	317	25-51, 2 TD, 1 int
11/5/2022	Will Rogers, Mississippi St.	357	42-59, 3 TD, 1 int
11/26/2022	Bryce Young, Alabama	343	20-30, 3 TD, 1 int

Auburn's 100-yard Receiving Games

11/12/1949	Erk Russell (1)	118	vs. Georgia	3 rec, 1 TD
11/17/1951	Dave Ridgeway (1)	105	vs. Georgia	5 rec, 1 TD
10/11/1952	Lee Hayley (1)	107	vs. Wofford	2 rec, 1 TD
11/24/1956	Jimmy Phillips (1)	128	vs. Florida State	6 rec, 1 TD
10/4/1958	Jimmy Laster (1)	100	vs. UT-Chattanooga	2 rec, 2 TD
11/8/1958	Jimmy Pettus (1)	108	vs. Mississippi State	5 TD, 3 rec
9/17/1966	Freddie Hyatt (1)	152	vs. UT-Chattanooga	7 rec, 1 TD
10/7/1967	Freddie Hyatt (2)	104	vs. Kentucky	3 rec, 2 TD
11/11/1967	Freddie Hyatt (3)	138	vs. Mississippi State	8 rec, 3 TD
10/26/1968	Tim Christian (1)	151	vs. Miami	7 rec, 1 TD
9/27/1969	Mike Currier (1)	108	vs. Tennessee	3 rec, 2 TD
11/4/1969	Terry Beasley (1)	103	vs. Kentucky	4 rec, 2 TD
9/26/1970	Terry Beasley (2)	116	vs. Tennessee	5 rec, 1 TD
10/3/1970	Terry Beasley (3)	103	at Kentucky	4 rec, 2 TD
10/10/1970	Doug Brasse (1)	103	at Clemson	2 rec
10/24/1970	Terry Beasley (4)	134	vs. LSU	5 rec
10/31/1970	Terry Beasley (5)	176	at Florida	7 rec, 3 TD
11/14/1970	Alvin Bresler (1)	112	vs. Georgia	7 rec
11/28/1970	Terry Beasley (6)	131	vs. Alabama	9 rec
1/1/1971	Alvin Bresler (2)	102	vs. Ole Miss [Gator]	4 rec, 1 TD
	Terry Beasley (7)	143	vs. Ole Miss [Gator]	8 rec, 1 TD
10/2/1971	Terry Beasley (8)	194	vs. Kentucky	9 rec, 1 TD
10/9/1971	Terry Beasley (9)	100	vs. Southern Miss	11 rec, 1 TD
10/16/1971	Dick Schmalz (1)	101	at Georgia Tech	7 rec, 1 TD
11/13/1971	Terry Beasley (10)	130	at Georgia	4 rec, 2 TD
11/27/1971	Terry Beasley (11)	102	vs. Alabama	8 rec, 1 TD
1/1/1972	Terry Beasley (12)	117	vs. Oklahoma	6 rec
10/11/1975	Jeff Gilligan (1)	102	at Kentucky	2 rec, 1 TD
9/25/1976	Chris Vacarella (1)	141	vs. Tennessee	4 rec, 1 TD
11/15/1980	Byron Franklin (1)	120	vs. Georgia	7 rec, 2 TD
9/5/1981	Chris Woods (1)	107	vs. TCU	5 rec
10/13/1984	Freddy Weygand (1)	147	at Florida State	4 rec
10/20/1984	Freddy Weygand (2)	160	vs. Georgia Tech	5 rec, 2 TD
11/15/1986	Lawyer Tillman (1)	150	vs. Georgia	9 rec, 2 TD
10/31/1987	Lawyer Tillman (2)	114	vs. Florida	5 rec, 1 TD
1/1/1988	Lawyer Tillman (3)	125	vs. Syracuse [Sugar]	6 rec, 1 TD
9/17/1988	Alexander Wright (1)	108	vs. Kansas	3 rec, 1 TD
10/15/1988	Freddy Weygand (3)	117	vs. Akron	5 rec, 1 TD
11/25/1988	Lawyer Tillman (4)	104	vs. Alabama	3 rec
9/9/1989	Alexander Wright (2)	263	vs. Pacific	5 rec, 4 TD
9/30/1989	Alexander Wright (3)	129	at Tennessee	4 rec, 1 TD
12/2/1989	Alexander Wright (4)	141	vs. Alabama	7 rec
9/29/1990	Greg Taylor (1)	106	vs. Tennessee	8 rec, 2 TD
10/6/1990	Greg Taylor (2)	112	vs. Louisiana Tech	8 rec
10/13/1990	Greg Taylor (3)	109	vs. Vanderbilt	5 rec, 2 TD
11/30/1991	Fred Baxter (1)	120	vs. Alabama	5 rec
10/30/1993	Frank Sanders (1)	134	at Arkansas	7 rec
10/8/1994	Frank Sanders (2)	175	at Mississippi State	6 rec, 2 TD
10/15/1994	Andy Fuller (1)	115	at Florida	7 rec, 1 TD
	Thomas Bailey (1)	117	at Florida	10 rec, 1 TD
10/29/1994	Frank Sanders (3)	128	vs. Arkansas	7 rec, 1 TD

11/5/1994	Frank Sanders (4)	173	vs. East Carolina	6 rec, 2 TD
9/2/1995	Tyrone Goodson (1)	145	vs. Ole Miss	7 rec
10/7/1995	Tyrone Goodson (2)	104	vs. Mississippi State	5 rec
10/28/1995	Willie Gosha (1)	222	at Arkansas	17 rec
9/7/1996	Tyrone Goodson (3)	116	vs. Fresno State	7 rec, 1 TD
9/14/1996	Robert Baker (1)	161	at Ole Miss	5 rec, 2 TD
10/12/1996	Tyrone Goodson (4)	145	vs. Miss. State	10 rec, 2 TD
12/31/1996	Willie Gosha (2)	132	vs. Army [Indy]	10 rec, 1 TD
9/4/1997	Karsten Bailey (1)	151	at Virginia	4 rec, 2 TD
9/13/1997	Tyrone Goodson (5)	137	vs. Ole Miss	6 rec, 1 TD
9/20/1997	Tyrone Goodson (6)	127	at LSU	6 rec
9/27/1997	Tyrone Goodson (7)	149	vs. Central Florida	5 rec
10/11/1997	Tyrone Goodson (8)	138	vs. Louisiana Tech	8 rec, 2 TD
10/25/1997	Karsten Bailey (2)	109	at Arkansas	5 rec, 1 TD
11/1/1997	Tyrone Goodson (9)	112	vs. Mississippi State	4 rec
11/15/1997	Karsten Bailey (3)	115	at Georgia	4 rec, 1 TD
9/19/1998	Clifton Robinson (1)	130	vs. LSU	9 rec
10/31/1998	Karsten Bailey (4)	113	vs. Arkansas	5 rec, 1 TD
11/14/1998	Karsten Bailey (5)	114	vs. Georgia	9 rec, 1 TD
9/18/1999	Markeith Cooper (1)	105	at LSU	5 rec
	Ronney Daniels (1)	120	at LSU	2 rec, 2 TD
10/9/1999	Ronney Daniels (2)	113	vs. Mississippi State	4 rec, 1 TD
11/6/1999	Ronney Daniels (3)	143	vs. Central Florida	10 rec.
11/13/1999	Ronney Daniels (4)	249	at Georgia	9 rec, 2 TD
10/20/2001	Deandre Green (1)	121	vs. Louisiana Tech	8 rec, 2 TD
10/27/2001	Tim Carter (1)	156	at Arkansas	7 rec, 1 TD
9/28/2002	Marcel Willis (1)	113	vs. Syracuse	3 rec
9/13/2003	Jeris McIntyre (1)	117	at Vanderbilt	4 rec, 2 TD
11/1/2003	Jeris McIntyre (2)	100	vs. Louisiana-Monroe	4 rec, 1 TD
11/8/2003	Ben Obomanu (1)	150	vs. Ole Miss	6 rec, 1 TD
10/16/2004	Devin Aromashodu (1)	102	vs. Arkansas	4 rec, 1 TD
12/4/2004	Courtney Taylor (1)	111	vs. Tennessee [SEC]	6 rec, 1 TD
11/12/2005	Devin Aromashodu (2)	135	at Georgia	4 rec
9/9/2006	Courtney Taylor (2)	103	vs. Mississippi State	9 rec
10/28/2006	Courtney Taylor (3)	108	at Ole Miss	8 rec
11/4/2006	Courtney Taylor (4)	116	vs. Arkansas State	4 rec, 1 TD
9/29/2007	Rodgeriquis Smith (1)	102	at Florida	9 rec
10/27/2007	Rodgeriquis Smith (2)	111	vs. Ole Miss	8 rec, 1 TD
11/1/2008	Chris Slaughter (1)	131	at Ole Miss	8 rec
9/12/2009	Darvin Adams (1)	116	vs. Mississippi State	5 rec
9/26/2009	Terrell Zachery (1)	122	vs. Ball State	5 rec, 2 TD
11/7/2009	Darvin Adams (2)	115	vs. Furman	6 rec, 3 TD
11/27/2009	Darvis Adams (3)	138	vs. Alabama	4 rec, 1 TD
1/1/2010	Darvin Adams (4)	142	vs. Northwestern	12 rec
9/18/2010	Darvin Adams (5)	118	vs. Clemson	5 rec, 1 TD
10/2/2010	Emory Blake (1)	101	vs. ULM	2 rec, 1 TD
10/9/2010	Darvin Adams (6)	101	at Kentucky	5 rec
11/6/2010	Terrell Zachary (2)	148	vs. Chattanooga	7 rec, 1 TD
	Darvin Adams (7)	106	vs. Chattanooga	4 rec, 2 TD
12/4/2010	Darvin Adams (8)	217	vs. South Carolina [SEC]	7 rec, 2 TD
9/10/2011	Emory Blake (2)	108	vs. Mississippi State	7 rec, 1 TD
11/12/2011	Emory Blake (3)	101	at Georgia	6 rec
12/31/2011	Emory Blake (4)	108	vs. Virginia	6 rec
9/1/2012	Emory Blake (5)	109	vs. Clemson	4 rec, 1 TD
10/6/2012	Emory Blake (6)	118	vs. Arkansas	10 rec, 1 TD
10/27/2012	Emory Blake (7)	106	vs. Texas A&M	5 rec, 1 TD
11/10/2012	Emory Blake (8)	104	vs. Georgia	6 rec
9/21/2013	Sammie Coates (1)	139	at LSU	4 rec
10/19/2013	Sammie Coates (2)	104	at Texas A&M	5 rec, 1 TD
10/26/2013	Sammie Coates (3)	113	vs. Florida Atlantic	3 rec, 2 TD
11/2/2013	Sammie Coates (4)	102	at Arkansas	3 rec, 1 TD
11/16/2013	Ricardo Louis (1)	131	vs. Georgia	4 rec, 1 TD
8/30/2014	D'haquille Williams (1)	154	vs. Arkansas	9 rec, 1 TD
9/18/2014	D'haquille Williams (2)	110	at Kansas State	8 rec, 1 TD
10/4/2014	Sammie Coates (5)	144	vs. LSU	4 rec, 1 TD
10/11/2014	D'haquille Williams (3)	108	at Mississippi St.	6 rec, 2 TD
11/1/2014	Sammie Coates (6)	122	at Ole Miss	5 rec, 1 TD
11/29/2014	Sammie Coates (7)	206	at Alabama	5 rec, 2 TD
	D'haquille Williams (4)	121	at Alabama	7 rec
10/15/2015	Ricardo Louis (2)	154	at Kentucky	7 rec

Individual Game Highs By Date

10/31/2015	Ricardo Louis (3)	137	vs. Ole Miss	4 rec, 1 TD
10/1/2016	Tony Stevens (1)	109	vs. ULM	4 rec, 1 TD
10/21/2017	Darius Slayton (1)	146	at Arkansas	4 rec, 1 TD
11/25/2017	Ryan Davis (1)	139	vs. Alabama	11 rec
1/1/2018	Will Hastings (1)	117	vs. UCF	6 rec, 1 TD
11/3/2018	Darius Slayton (2)	107	vs. Texas A&M	8 rec
11/17/2018	Seth Williams (1)	109	vs. Liberty	5 rec, 1 TD
12/28/2018	Darius Slayton (3)	160	vs. Purdue	3 rec, 2 TD
9/28/2019	Seth Williams (2)	161	vs. Mississippi St.	8 rec, 2 TD
11/16/2019	Seth Williams (3)	121	vs. Georgia	13 rec
9/26/2020	Seth Williams (4)	112	vs. Kentucky	6 rec, 2 TD
10/10/2020	Anthony Schwartz (1)	100	vs. Arkansas	10 rec, 1 TD
10/24/2020	Seth Williams (5)	150	at Ole Miss	8 rec, 1 TD
10/31/2020	Anthony Schwartz (2)	123	vs. LSU	4 rec, 1 TD
10/2/2021	John Samuel Shenker (1)	102	at LSU	5 rec, 0 TD
11/13/2021	Kobe Hudson (1)	107	vs. Mississippi St.	8 rec, 1 TD
	Ja'Varrius Johnson (1)	102	vs. Mississippi t.	4 rec, 0 TD
11/20/2021	Shedrick Jackson (1)	111	at South Carolina	7 rec, 0 TD
9/3/2022	Ja'Varrius Johnson (2)	117	vs. Mercer	4 rec, 0 TD

11/12/1994	Juan Daniels, Georgia	109	- 6 rec, 1 TD
9/2/1995	Ta'Boris Fisher, Ole Miss	101	- 7 rec
9/17/1995	Shedrick Wilson, LSU	117	- 8 rec
10/5/1995	Chauncey McGee, Mississippi State	120	- 3 rec, 1 TD
10/28/1995	Anthony Eubanks, Arkansas	108	- 8 rec, 1 TD
11/18/1995	Toderick Malone, Alabama	106	- 7 rec, 2 TD
1/1/1996	Bobby Ingram, Penn State	113	- 4 rec, 2 TD
10/19/1996	Ike Hilliard, Florida	156	- 6 rec, 1 TD
11/9/1996	Marty Booker, Northeast Louisiana	182	- 7 rec, 1 TD
11/16/1996	Hines Ward, Georgia	175	- 9 rec, 1 TD
9/4/1997	Terrence Wilkins, Virginia	107	- 7 rec, 1 TD
	Germane Crowell, Virginia	102	- 6 rec, 1 TD
10/25/1997	Anthony Eubanks, Arkansas	167	- 9 rec, 1 TD
12/6/1997	Peerless Price, Tennessee	161	- 8 rec, 2 TD
	Marcus Nash, Tennessee	126	- 9 rec, 1 TD
9/19/1998	Larry Foster, LSU	111	- 10 rec, 1 TD
9/11/1999	Rossi Martin, Idaho	103	- 11 rec
9/18/1999	Jerel Myers, LSU	153	- 13 rec
9/25/1999	Cory Peterson, Ole Miss	113	- 6 rec, 2 TD
10/2/1999	Cedrick Wilson, Tennessee	112	- 6 rec
10/9/1999	Terrell Grindle, Mississippi State	109	- 6 rec
10/16/1999	Darrell Jackson, Florida	127	- 8 rec, 1 TD
11/6/1999	Charles Lee, Central Florida	203	- 11 rec, 1 TD
11/13/1999	Terrence Edwards, Georgia	151	- 8 rec, 2 TD
9/16/2000	Josh Reed, LSU	167	- 8 rec, 2 TD
9/23/2000	Justin McCareins, Northern Illinois	189	-11 rec, 1 TD
10/14/2000	Jabar Gaffney, Florida	101	- 4 rec, 3 TD
10/21/2000	James Jordan, Louisiana Tech	100	- 15 rec
	Sean Cangelosi, Louisiana Tech	100	- 8 rec
1/1/2001	David Terrell, Michigan	136	- 4 rec, 1 TD
	Marquise Walker, Michigan	100	- 4 rec
9/8/2001	James Armstrong, Ole Miss	108	- 9 rec
10/13/2001	Reche Caldwell, Florida	128	- 9 rec, 1 TD
	Jabar Gaffney, Florida	110	- 4 rec, 1 TD
10/20/2001	John Simon, Louisiana Tech	108	- 6 rec
11/10/2001	Terrence Edwards, Georgia	124	- 6 rec, 1 TD
	Fred Gibson, Georgia	111	- 2 rec, 1 TD
12/1/2001	Josh Reed, LSU	186	- 10 rec, 1 TD
9/2/2002	Malaeou MacKenzie, Southern Cal	117	- 6 rec
10/19/2002	Taylor Jacobs, Florida	110	- 11 rec, 1 TD
11/2/2002	Chris Collins, Ole Miss	106	- 8 rec, 3 TD
11/16/2002	Michael Johnson, Georgia	141	- 13 rec, 1 TD
8/30/2003	Mike Williams, Southern Cal	104	- 8 rec, 1 TD
10/18/2003	Justin Jenkins, Mississippi State	113	- 7 rec, 1 TD
10/25/2003	Devery Henderson, LSU	101	- 6 rec, 2 TD
10/9/2004	Johnat Holland, Louisiana Tech	122	- 3 rec, 1 TD
1/3/2005	Josh Morgan, Virginia Tech	126	- 3 rec, 2 TD
11/5/2005	Rafael Little, Kentucky	122	- 6 rec
	Keenan Burton, Kentucky	100	- 7 rec, 1 TD
11/12/2005	Muhammad Massaquoi, Georgia	108	- 6 rec, 1 TD
	Leonard Pope, Georgia	102	- 8 rec, 1 TD
1/2/2006	Brandon Williams, Wisconsin	173	- 6 rec, 1 TD
9/28/2006	Kenny McKinley, South Carolina	110	- 8 rec, 1 TD
10/21/2006	Preston Brown, Tulane	139	- 9 rec
	Damarcus Davis, Tulane	126	- 8 rec, 1 TD
11/18/2006	Nikita Stover, Alabama	101	- 5 rec, 1 TD
9/22/2007	Chris Williams, New Mexico State	109	- 9 rec, 1 TD
9/29/2007	Percy Harvin, Florida	119	- 7 rec
9/6/2008	Shawn Nelson, Southern Mississippi	118	- 12 rec, 2 TD
11/8/2008	Mike Hicks, UT-Martin	102	- 12 rec, 2 TD
9/19/2009	Jock Sanders, West Virginia	115	- 12 rec, 1 TD
10/31/2009	Shay Hodge, Ole Miss	105	- 7 rec
1/1/2010	Andrew Brewer, Northwestern	133	- 8 rec, 2 TD
	Drake Dunsmore, Northwestern	120	- 9 rec, 1 TD
9/25/2010	Alshon Jeffery, South Carolina	192	- 8 rec, 1 TD
10/16/2010	Greg Childs, Arkansas	164	- 9 rec, 2 TD
11/13/2010	A.J. Green, Georgia	164	- 9 rec, 2 TD
11/26/2010	Julio Jones, Alabama	199	- 10 rec, 1 TD
1/10/2011	Jeff Maehl, Oregon	133	- 9 rec
9/17/2011	Sammy Watkins, Clemson	155	- 10 rec, 2 TD

Opponent 100-yard Receiving Games

10/14/1967	Phil Rogers, Clemson	118	- 5 rec, 1 TD
9/21/1968	Jerry Levias, SMU	100	- 5 rec, 1 TD
9/28/1968	Sammy Milner, Mississippi State	146	- 12 rec
10/19/1968	John Sias, Georgia Tech	103	- 5 rec
10/26/1968	Ray Bellamy, Miami (Florida)	121	- 8 rec
11/29/1969	David Bailey, Alabama	187	- 9 rec, 1 TD
11/29/1969	Bubba Sawyer, Alabama	110	- 6 rec
1/2/1971	Jim Poole, Ole Miss	111	- 9 rec
10/14/1972	Gerald Kiegley, LSU	103	- 5 rec, 3 TD
11/9/1974	Lewis, Mississippi State	100	- 7 rec, 1 TD
9/27/1975	Larry Seivers, Tennessee	109	- 6 rec, 2 TD
9/11/1976	Malcolm Hartwig, Arizona	134	- 7 rec, 1 TD
9/25/1976	Stanley Morgan, Tennessee	112	- 3 rec, 1 TD
10/30/1976	Wesley Chandler, Florida	167	- 5 rec, 3 TD
11/5/1977	Mardye McDole, Mississippi State	148	- 6 rec, 1 TD
11/26/1977	Ozzie Newsome, Alabama	119	- 4 rec, 1 TD
9/16/1978	Charlie Green, Kansas State	121	- 5 rec, 1 TD
10/6/1979	Lee Jukes, North Carolina State	154	- 4 rec
	Mike Quick, North Carolina State	106	- 6 rec, 1 TD
10/27/1979	Wayne Baumgardner, Wake Forest	159	- 6 rec
9/20/1980	Cedric Jones, Duke	114	- 5 rec, 3 TD
11/1/1980	Cris Collinsworth, Florida	112	- 6 rec
9/5/1981	Stanley Washington, TCU	168	- 8 rec
10/24/1981	Glen Young, Mississippi State	116	- 8 rec, 1 TD
11/7/1981	Marvin Walker, North Texas State	129	- 11 rec
9/25/1982	Willie Gault, Tennessee	174	- 6 rec, 2 TD
12/18/1982	Brian Brennan, Boston College	149	- 7 rec, 1 TD
10/29/1983	Dwayne Dixon, Florida	123	- 9 rec, 1 TD
11/5/1983	Russell Davis, Maryland	113	- 4 rec, 1 TD
8/24/1984	Eddie Brown, Miami (FL)	157	- 8 rec
10/13/1984	Jessie Hester, Florida State	143	- 4 rec, 1 TD
	Hassan Jones, Florida State	101	- 7 rec, 2 TD
9/28/1985	Tim McGee, Tennessee	163	- 6 rec, 1 TD
1/1/1986	Rod Bernstine, Texas A&M	108	- 6 rec
10/17/1987	Greg Lester, Georgia Tech	107	- 4 rec
11/25/1988	Greg Payne, Alabama	101	- 6 rec, 1 TD
12/2/1989	Lamonde Russell, Alabama	116	- 7 rec
1/1/1990	Jeff Graham, Ohio State	103	- 5 rec
9/8/1990	Reggie Yarborough, Cal-State Fullerton	103	- 5 rec, 1 TD
9/29/1990	Alvin Harper, Tennessee	118	- 4 rec, 1 TD
9/28/1991	Carl Pickens, Tennessee	172	- 4 rec, 2 TD
10/12/1991	Corey Harris, Vanderbilt	107	- 4 rec
10/24/1992	Wayde Butler, Southwestern Louisiana	100	- 4 rec, 2 TD
11/2/1992	Willie Jackson, Florida	157	- 12 rec, 1 TD
10/16/1993	Jack Johnson, Florida	108	- 3 rec, 2 TD
11/13/1993	Hason Graham, Georgia	175	- 10 rec, 1 TD
9/17/1994	Brett Bech, LSU	104	- 3 rec, 1 TD
10/15/1994	Jack Johnson, Florida	105	- 5 rec, 2 TD

Individual Game Highs By Date

11/12/1983	Bo Jackson (10)	115	at Georgia - 18 carries	9/23/2000	Rudi Johnson (4)	110	vs. No. Illinois - 23 carries, 1 TD
12/3/1983	Bo Jackson (11)	256	vs. Alabama - 20 carries, 2 TD	9/30/2000	Rudi Johnson (5)	128	vs. Vanderbilt - 19 carries
9/15/1984	Bo Jackson (12)	103	at Texas - 14 carries, 1 TD	10/14/2000	Rudi Johnson (6)	133	at Florida - 22 carries
9/29/1984	Brent Fullwood (1)	134	vs. Tennessee - 20 carries	10/21/2000	Rudi Johnson (7)	249	vs. Louisiana Tech - 33 carries, 4 TD
11/10/1984	Brent Fullwood (2)	102	vs. Cincinnati - 5 carries, 1 TD	10/28/2000	Rudi Johnson (8)	114	vs. Arkansas - 29 carries, 1 TD
11/17/1984	Tommie Aggie (2)	115	vs. Georgia - 9 carries	11/11/2000	Rudi Johnson (9)	152	vs. Georgia - 34 carries
12/1/1984	Bo Jackson (13)	118	vs. Alabama - 22 carries, 1 TD	11/18/2000	Rudi Johnson (10)	130	at Alabama - 37 carries
9/7/1985	Bo Jackson (14)	290	vs. Southwest Louisiana - 23 carries, 4 TD	10/6/2001	Casinius Moore (1)	160	vs. Mississippi State - 20 carries, 1 TD
	Brent Fullwood (3)	173	vs. Southwest Louisiana - 11 carries, 1 TD	10/27/2001	Carnell Williams (1)	177	at Arkansas - 19 carries, 1 TD
9/14/1985	Bo Jackson (15)	205	vs. Southern Miss. - 30 carries, 2 TD	11/10/2001	Carnell Williams (2)	167	at Georgia - 41 carries, 2 TD
10/5/1985	Bo Jackson (16)	240	vs. Ole Miss - 38 carries, 2 TD	9/14/2002	Carnell Williams (3)	170	vs. Vanderbilt - 20 carries, 2 TD
10/12/1985	Bo Jackson (17)	176	vs. Florida State - 30 carries, 2 TD	9/19/2002	Carnell Williams (4)	106	at Mississippi State - 28 carries, 2 TD
10/19/1985	Bo Jackson (18)	242	at Georgia Tech - 32 carries, 1 TD	9/28/2002	Carnell Williams (5)	202	vs. Syracuse - 40 carries, 2 TD
10/26/1985	Bo Jackson (19)	169	vs. Mississippi State - 28 carries, 2 TD	10/19/2002	Ronnie Brown (2)	163	at Florida - 22 carries, 2 TD
11/9/1985	Brent Fullwood (4)	153	vs. East Carolina - 14 carries, 3 TD	11/2/2002	Ronnie Brown (3)	224	at Ole Miss - 33 carries, 3 TD
11/16/1985	Bo Jackson (20)	121	at Georgia - 19 carries, 2 TD	11/16/2002	Ronnie Brown (1)	124	vs. Georgia - 25 carries, 1 TD
11/30/1985	Bo Jackson (21)	142	vs. Alabama - 31 carries, 2 TD	11/23/2002	Tre Smith (1)	126	at Alabama - 25 carries
9/27/1986	Brent Fullwood (5)	207	vs. Tennessee - 18 carries, 1 TD	1/1/2003	Ronnie Brown (4)	184	vs. Penn State - 37 carries, 2 TD
10/4/1986	James Joseph (1)	114	vs. Western Carolina - 14 carries, 2 TD	9/27/2003	Brandon Jacobs (1)	103	vs. Western Kentucky - 10 carries, 1 TD
10/11/1986	Brent Fullwood (6)	145	at Vanderbilt - 7 carries, 1 TD	10/4/2003	Carnell Williams (6)	185	vs. Tennessee - 36 carries, 1 TD
10/18/1986	Brent Fullwood (7)	183	vs. Georgia Tech - 21 carries, 1 TD	10/11/2003	Carnell Williams (7)	150	at Arkansas - 35 carries, 1 TD
10/25/1986	Brent Fullwood (8)	179	at Mississippi State - 16 carries, 3 TD	10/18/2003	Brandon Jacobs (2)	182	vs. Mississippi State - 31 carries
11/1/1986	Brent Fullwood (9)	166	at Florida - 27 carries, 1 TD		Carnell Williams (8)	164	vs. Mississippi State - 15 carries, 6 TD
11/8/1986	Brent Fullwood (10)	120	vs. Cincinnati - 11 carries	11/1/2003	Carnell Williams (9)	113	vs. Louisiana-Monroe - 7 carries, 2 TD
11/29/1986	Brent Fullwood (11)	145	vs. Alabama - 21 carries, 2 TD	11/8/2003	Carnell Williams (10)	103	vs. Ole Miss - 20 carries, 1 TD
1/1/1987	Brent Fullwood (12)	152	vs. Southern California - 28 carries, 1 TD	11/22/2003	Carnell Williams (11)	204	vs. Alabama - 26 carries, 2 TD
10/24/1987	Harry Mose (1)	106	vs. Mississippi State - 16 carries, 1 TD	9/4/2004	Carnell Williams (12)	103	vs. Louisiana-Monroe - 23 carries
11/27/1987	Stacy Danley (1)	157	vs. Alabama - 26 carries	9/11/2004	Carnell Williams (13)	122	at Mississippi State - 19 carries, 2 TD
9/10/1988	James Joseph (2)	110	vs. Kentucky - 17 carries, 2 TD		Ronnie Brown (5)	147	at Mississippi State - 15 carries
10/22/1988	James Joseph (3)	126	vs. Mississippi State - 17 carries, 1 TD	10/9/2004	Ronnie Brown (6)	109	vs. Louisiana Tech - 10 carries, 1 TD
10/29/1988	Stacy Danley (2)	131	at Florida - 29 carries, 1 TD	10/16/2004	Ronnie Brown (7)	101	vs. Arkansas - 15 carries, 1 TD
11/12/1988	Stacy Danley (3)	172	vs. Georgia - 38 carries	10/23/2004	Carnell Williams (14)	149	vs. Kentucky - 17 carries, 2 TD
9/16/1989	James Joseph (4)	149	vs. Southern Miss. - 23 carries	10/30/2004	Ronnie Brown (8)	100	at Ole Miss - 16 carries, 1 TD
	Stacy Danley (4)	102	vs. Southern Miss. - 21 carries, 1 TD	11/13/2004	Carnell Williams (15)	101	vs. Georgia - 19 carries, 1 TD
10/14/1989	Stacy Danley (5)	117	vs. LSU - 24 carries, 1 TD	12/4/2004	Carnell Williams (16)	100	vs. Tennessee - 19 carries, 1 TD
10/28/1989	James Joseph (5)	172	vs. Mississippi State - 35 carries, 1 TD	9/17/2005	Kenny Irons (1)	148	vs. Ball State - 11 carries, 2 TD
11/11/1989	Darrell Williams (1)	106	vs. Louisiana Tech - 17 carries, 2 TD	9/24/2005	Kenny Irons (2)	111	vs. Western Kentucky - 18 carries, 1 TD
11/18/1989	Darrell Williams (2)	128	at Georgia - 26 carries, 1 TD	10/15/2005	Kenny Irons (3)	182	at Arkansas - 33 carries
12/2/1989	Stacy Danley (6)	130	vs. Alabama - 28 carries	10/22/2005	Kenny Irons (4)	218	at LSU - 27 carries, 1 TD
9/15/1990	James Joseph (6)	119	vs. Ole Miss - 22 carries, 1 TD	10/29/2005	Kenny Irons (5)	101	vs. Ole Miss - 32 carries, 1 TD
10/12/1991	Fred Smith (1)	115	vs. Vanderbilt - 8 carries, 1 TD	11/5/2005	Kenny Irons (6)	103	at Kentucky - 23 carries, 3 TD
11/16/1991	Frazier, Joe (1)	101	vs. Georgia - 13 carries, 1 TD		Tristian Davis (1)	162	at Kentucky - 8 carries, 1 TD
10/17/1992	James Bostic (1)	109	at Florida - 22 carries	11/12/2005	Kenny Irons (7)	179	at Georgia - 37 carries, 2 TD
10/24/1992	James Bostic (2)	141	vs. SW Louisiana - 30 carries	11/19/2005	Kenny Irons (8)	103	vs. Alabama - 28 carries, 1 TD
10/31/1992	James Bostic (3)	211	vs. Arkansas - 32 carries, 2 TD	9/2/2006	Kenny Irons (9)	183	vs. Washington State - 20 carries, 1 TD
9/2/1993	James Bostic (4)	138	vs. Ole Miss - 28 carries, 1 TD	9/23/2006	Ben Tate (1)	114	vs. Buffalo - 7 carries, 2 TD
9/11/1993	Stephen Davis (1)	122	vs. Samford - 18 carries, 2 TD	9/28/2006	Kenny Irons (10)	117	at South Carolina - 24 carries, 2 TD
9/18/1993	James Bostic (5)	110	at LSU - 13 carries, 1 TD	10/21/2006	Ben Tate (2)	156	vs. Tulane - 26 carries, 1 TD
9/25/1993	James Bostic (6)	116	vs. Southern Miss. - 25 carries, 3 TD	10/28/2006	Kenny Irons (11)	106	at Ole Miss - 23 carries
10/9/1993	James Bostic (7)	140	vs. Mississippi State - 20 carries	9/22/2007	Ben Tate (3)	111	vs. New Mexico State - 21 carries, 1 TD
11/6/1993	James Bostic (8)	104	vs. New Mexico State - 11 carries		Mario Fannin (1)	103	vs. New Mexico State - 15 carries, 3 TD
11/13/1993	James Bostic (9)	183	at Georgia - 19 carries, 3 TD	8/30/2008	Ben Tate (4)	115	vs. Louisiana-Monroe - 13 carries
11/20/1993	James Bostic (10)	147	vs. Alabama - 19 carries, 1 TD	10/4/2008	Ben Tate (5)	108	at Vanderbilt - 27 carries
9/3/1994	Stephen Davis (2)	158	at Ole Miss - 33 carries, 1 TD	11/8/2008	Kodi Burns (1)	158	vs. UT-Martin - 13 carries, 2 TD
9/24/1994	Stephen Davis (3)	120	vs. East Tenn. State - 16 carries, 2 TD	9/5/2009	Onterio McCalebb (1)	148	vs. Louisiana Tech - 22 carries, 1 TD
10/8/1994	Stephen Davis (4)	104	at Mississippi State - 20 carries, 2 TD		Ben Tate (6)	117	vs. Louisiana Tech - 20 carries
10/15/1994	Stephen Davis (5)	113	at Florida - 20 carries	9/12/2009	Ben Tate (7)	157	vs. Mississippi State - 20 carries, 1 TD
10/29/1994	Stephen Davis (6)	246	vs. Arkansas - 27 carries, 3 TD		Onterio McCalebb (2)	114	vs. Mississippi State - 16 carries, 1 TD
11/12/1994	Stephen Davis (7)	186	vs. Georgia - 32 carries, 2 TD	10/3/2009	Ben Tate (8)	128	at Tennessee - 25 carries, 1 TD
10/7/1995	Stephen Davis (8)	162	vs. Mississippi State - 20 carries	10/10/2009	Ben Tate (9)	184	at Arkansas - 22 carries, 2 TD
10/14/1995	Stephen Davis (9)	149	vs. Florida - 23 carries, 1 TD	10/17/2009	Ben Tate (10)	132	vs. Kentucky - 31 carries, 1 TD
11/4/1995	Eric Hines-Tucker (1)	100	vs. Northeast La. - 13 carries, 1 TD	10/31/2009	Ben Tate (11)	144	vs. Ole Miss - 25 carries, 1 TD
	Stephen Davis (10)	111	vs. Northeast La. - 12 carries, 2 TD	1/1/2010	Ben Tate (12)	108	vs. Northwestern - 20 carries, 2 TD
11/11/1995	Stephen Davis (11)	152	at Georgia - 28 carries, 2 TD	9/4/2010	Cam Newton (1)	171	vs. Arkansas State - 15 carries, 2 TD
1/1/1996	Stephen Davis (12)	119	vs. Penn State - 12 carries	9/25/2010	Cam Newton (2)	176	vs. South Carolina - 25 carries, 3 TD
9/7/1996	Markeith Cooper (1)	110	vs. Fresno State - 8 carries, 1 TD		Michael Dyer (1)	100	vs. South Carolina - 23 carries
9/14/1996	Fred Beasley (1)	112	at Ole Miss - 18 carries, 2 TD	10/9/2010	Cam Newton (3)	198	at Kentucky - 28 carries, 4 TD
11/21/1998	Demontray Carter (1)	102	vs. Alabama - 22 carries	10/16/2010	Cam Newton (4)	188	vs. Arkansas - 25 carries, 3 TD
8/31/2000	Rudi Johnson (1)	174	vs. Wyoming - 27 carries, 3 TD	10/23/2010	Cam Newton (5)	217	vs. LSU - 28 carries, 2 TD
9/9/2000	Rudi Johnson (2)	165	at Ole Miss - 29 carries, 2 TD		Michael Dyer (2)	100	vs. LSU - 15 carries
9/16/2000	Rudi Johnson (3)	139	vs. LSU - 36 carries, 1 TD	10/30/2010	Michael Dyer (3)	180	at Ole Miss - 21 carries, 1 TD

Individual Game Highs By Date

11/13/2010	Cam Newton (6)	151	vs. Georgia - 30 carries, 2 TD
1/10/2011	Michael Dyer (4)	143	vs. Oregon - 22 carries
9/10/2011	Michael Dyer (5)	150	vs. Mississippi State - 18 carries, 2 TD
9/17/2011	Michael Dyer (6)	151	at Clemson - 16 carries, 2 TD
10/1/2011	Michael Dyer (7)	141	at South Carolina - 41 carries, 1 TD
10/8/2011	Michael Dyer (8)	112	at Arkansas - 21 carries, 1 TD
10/29/2011	Michael Dyer (9)	177	vs. Ole Miss - 27 carries, 1 TD
11/19/2011	Michael Dyer (10)	157	vs. Samford - 30 carries, 1 TD
12/31/2011	Onterio McCalebb (3)	109	vs. Virginia - 10 carries, 1 TD
9/1/2012	Tre Mason (1)	106	vs. Clemson - 14 carries
9/15/2012	Onterio McCalebb (4)	128	vs. ULM - 11 carries, 1 TD
11/3/2012	Tre Mason (2)	152	vs. New Mexico State - 22 carries, 1 TD
	Onterio McCalebb (5)	113	vs. New Mexico State - 8 carries, 2 TD
11/17/2012	Tre Mason (3)	181	vs. Alabama A&M - 12 carries, 2 TD
	Onterio McCalebb (6)	104	vs. Alabama A&M - 15 carries, 2 TD
8/31/2013	Corey Grant (1)	146	vs. Washington State - 9 carries, 1 TD
9/7/2013	C. Artis-Payne (1)	102	vs. Arkansas State - 19 carries, 1 TD
9/21/2013	Tre Mason (4)	132	at LSU - 26 carries, 2 TD
10/5/2013	Nick Marshall (1)	140	vs. Ole Miss - 14 carries, 2 TD
10/12/2013	C. Artis-Payne (2)	133	vs. Western Carolina - 7 carries, 1 TD
	Tre Mason (5)	100	vs. Western Carolina - 6 carries, 2 TD
10/19/2013	Tre Mason (6)	178	at Texas A&M - 27 carries, 1 TD
	Nick Marshall (2)	100	at Texas A&M - 20 carries, 2 TD
11/2/2013	Tre Mason (7)	168	at Arkansas - 32 carries, 4 TD
11/9/2013	Nick Marshall (3)	214	at Tennessee - 14 carries, 2 TD
	Tre Mason (8)	117	at Tennessee - 20 carries, 3 TD
11/16/2013	Tre Mason (9)	115	vs. Georgia - 27 carries, 1 TD
11/30/2013	Tre Mason (10)	164	vs. Alabama - 29 carries, 1 TD
12/7/2013	Tre Mason (11)	304	vs. Missouri - 46 carries, 4 TD
	Nick Marshall (4)	101	vs. Missouri - 16 carries, 1 TD
1/6/2014	Tre Mason (12)	195	vs. Florida State - 34 carries, 1 TD
8/30/2014	C. Artis-Payne (3)	177	vs. Arkansas - 26 carries, 1 TD
9/6/2014	C. Artis-Payne (4)	112	vs. San Jose' State - 16 carries, 3 TD
	Nick Marshall (5)	103	vs. San Jose' State - 11 carries, 1 TD
9/27/2014	C. Artis-Payne (5)	116	vs. Louisiana Tech - 22 carries, 1 TD
	Nick Marshall (6)	105	vs. Louisiana Tech - 13 carries
10/4/2014	C. Artis-Payne (6)	126	vs. LSU - 24 carries
	Nick Marshall (7)	119	vs. LSU - 16 carries, 2 TD
10/11/2014	Nick Marshall (8)	100	at Mississippi State - 17 carries
10/25/2014	C. Artis-Payne (7)	167	vs. South Carolina - 25 carries, 1 TD
	Ricardo Louis (1)	102	vs. South Carolina - 3 carries, 1 TD
11/1/2014	C. Artis-Payne (8)	138	at Ole Miss - 27 carries, 1 TD
11/8/2014	C. Artis-Payne (9)	221	vs. Texas A&M - 30 carries, 2 TD
11/22/2014	C. Artis-Payne (10)	129	vs. Samford - 24 carries, 1 TD
1/1/2015	C. Artis-Payne (11)	126	vs. Wisconsin - 26 carries, 2 TD
9/5/2015	Peyton Barber (1)	115	vs. Louisville - 24 carries
9/12/2015	Peyton Barber (2)	125	vs. Jacksonville St. - 23 carries, 1 TD
9/26/2015	Peyton Barber (3)	137	vs. Mississippi St. - 27 carries
10/3/2015	Peyton Barber (4)	147	vs. San Jose' St. - 28 carries, 5 TD
10/24/2015	Peyton Barber (5)	120	at Arkansas - 37 carries, 4 TD
11/7/2015	Jovon Robinson (1)	159	at Texas A&M - 27 carries, 1 TD
12/30/2015	Jovon Robinson (2)	126	vs. Memphis [Birmingham] - 27 carries, 1 TD
9/10/2016	Kamryn Pettway (1)	152	vs. Arkansas State - 15 carries
	Kerryon Johnson (1)	124	vs. Arkansas State - 18 carries, 2 TD
9/17/2016	Kamryn Pettway (2)	123	vs. Texas A&M - 20 carries, 1 TD
10/1/2016	Kerryon Johnson (2)	146	vs. ULM - 24 carries, 2 TD
10/8/2016	Kamryn Pettway (3)	169	at Mississippi State - 39 carries, 3 TD
10/22/2016	Kamryn Pettway (4)	192	vs. Arkansas - 27 carries, 2 TD
10/29/2016	Kamryn Pettway (5)	236	at Ole Miss - 30 carries, 1 TD
11/5/2016	Kamryn Pettway (6)	173	vs. Vanderbilt - 25 carries
11/19/2016	Kam Martin (1)	176	vs. Alabama A&M - 21 carries, 2 TD
	Kerryon Johnson (3)	108	vs. Alabama A&M - 18 carries, 1 TD
1/2/2017	Kamryn Pettway (7)	101	vs. Oklahoma [Sugar] - 24 carries
9/2/2017	Kerryon Johnson (4)	136	vs. Georgia Southern - 13 carries, 1 TD
	Kam Martin (2)	136	vs. Georgia Southern - 16 carries, 1 TD
9/16/2017	Kamryn Pettway (8)	128	vs. Mercer - 34 carries, 3 TD
9/30/2017	Kerryon Johnson (5)	116	vs. Mississippi State - 23 carries, 3 TD
10/7/2017	Kerryon Johnson (6)	204	vs. Ole Miss - 28 carries, 3 TD
10/14/2017	Kerryon Johnson (7)	156	at LSU - 31 carries, 1 TD
11/4/2017	Kerryon Johnson (8)	145	at Texas A&M - 29 carries, 1 TD
11/11/2017	Kerryon Johnson (9)	167	vs. Georgia - 32 carries

11/18/2017	Kerryon Johnson (10)	137	vs. ULM - 22 carries, 1 TD
11/25/2017	Kerryon Johnson (11)	104	vs. Alabama - 30 carries, 1 TD
9/8/2018	JaTarvious Whitlow (1)	122	vs. Alabama State - 14 carries
	Shaun Shivers (1)	117	vs. Alabama State - 13 carries, 1 TD
9/15/2018	JaTarvious Whitlow (2)	104	vs. LSU - 22 carries, 1 TD
10/20/2018	JaTarvious Whitlow (3)	170	at Ole Miss - 19 carries
11/17/2018	Kam Martin (3)	116	vs. Liberty - 17 carries
8/31/2019	JaTarvious Whitlow (4)	110	vs. Oregon - 24 carries
9/14/2019	JaTarvious Whitlow (5)	135	vs. Kent State - 17 carries, 2 TD
	Shaun Shivers (2)	102	vs. Kent State - 12 carries
10/26/2019	D.J. Williams (1)	130	at LSU - 13 carries
11/30/2019	JaTarvious Whitlow (6)	114	vs. Alabama - 16 carries
10/10/2020	Tank Bigsby (1)	146	vs. Arkansas - 20 carries
10/17/2020	Tank Bigsby (2)	111	at South Carolina - 16 carries, 1 TD
10/24/2020	Tank Bigsby (3)	129	at Ole Miss - 24 carries, 2 TD
12/12/2020	Tank Bigsby (4)	192	at Mississippi State - 26 carries
9/4/2021	Tank Bigsby (5)	119	vs. Akron - 13 carries, 2 TD
	Jarquez Hunter (1)	110	vs. Akron - 9 carries, 1 TD
9/11/2021	Jarquez Hunter (2)	147	vs. Alabama State - 8 carries, 1 TD
	Tank Bigsby (6)	122	vs. Alabama State - 11 carries
9/18/2021	Tank Bigsby (7)	102	at Penn State - 23 carries, 2 TD
10/30/2021	Tank Bigsby (8)	140	vs. Ole Miss - 23 carries, 1 TD
11/20/2021	Tank Bigsby (9)	164	at South Carolina - 22 carries, 1 TD
9/3/2022	Tank Bigsby (10)	147	vs. Mercer - 16 carries, 2 TD
10/15/2022	Tank Bigsby (11)	179	at Ole Miss - 20 carries, 2 TD
11/5/2022	Robby Ashford (1)	108	at Mississippi State - 18 carries, 2 TD
11/12/2022	Tank Bigsby (12)	121	vs. Texas A&M - 23 carries
	Jarquez Hunter (3)	121	vs. Texas A&M - 13 carries
11/19/2022	Tank Bigsby (13)	110	vs. Western Kentucky - 18 carries, 2 TD
	Jarquez Hunter (4)	109	vs. Western Kentucky - 13 carries, 1 TD
11/26/2022	Jarquez Hunter (5)	134	at Alabama - 11 carries
	Robby Ashford (2)	121	at Alabama - 17 carries, 2 TD

Quarterback 100-yard Rushing Games

10/5/1946	Travis Tidwell (1)	222	vs. Furman - 18 carries
11/7/1959	Bobby Hunt (1)	214	vs. Mississippi State - 16 carries
11/2/1963	Jimmy Sidle (1)	154	vs. Florida - 18 carries
11/7/1970	Tommy Traylor (1)	133	vs. Mississippi State - 9 carries, 2 TD
9/14/1974	Phil Gargis (1)	100	vs. Louisville - 11 carries, 2 TD
11/16/1974	Phil Gargis (2)	160	vs. Georgia - 24 carries, 1 TD
11/15/1975	Phil Gargis (3)	119	at Georgia - 29 carries
10/23/1976	Phil Gargis (4)	129	vs. Florida State - 14 carries, 4 TD
10/6/1979	Charles Thomas (1)	113	vs. North Carolina St. - 8 carries, 2 TD
11/8/2008	Kodi Burns (1)	158	vs. UT-Martin - 13 carries, 2 TD
9/4/2010	Cam Newton (1)	171	vs. Arkansas State - 15 carries, 2 TD
9/25/2010	Cam Newton (2)	176	vs. South Carolina - 25 carries, 3 TD
10/9/2010	Cam Newton (3)	198	at Kentucky - 28 carries, 4 TD
10/16/2010	Cam Newton (4)	188	vs. Arkansas - 25 carries, 3 TD
10/23/2010	Cam Newton (5)	217	vs. LSU - 28 carries, 2 TD
11/13/2010	Cam Newton (6)	151	vs. Georgia - 30 carries, 2 TD
10/5/2013	Nick Marshall (1)	140	vs. Ole Miss - 14 carries, 2 TD
10/19/2013	Nick Marshall (2)	100	at Texas A&M - 20 carries, 2 TD
11/9/2013	Nick Marshall (3)	214	at Tennessee - 14 carries, 2 TD
12/7/2013	Nick Marshall (4)	101	vs. Missouri - 16 carries, 1 TD
9/6/2014	Nick Marshall (5)	103	vs. San Jose' State - 11 carries, 1 TD
9/27/2014	Nick Marshall (6)	105	vs. Louisiana Tech - 13 carries
10/4/2014	Nick Marshall (7)	119	vs. LSU - 16 carries, 2 TD
10/11/2014	Nick Marshall (8)	100	at Mississippi State - 17 carries
11/5/2022	Robby Ashford (1)	108	at Mississippi State - 18 carries, 2 TD
11/26/2022	Robby Ashford (2)	121	at Alabama - 17 carries, 2 TD

Opponent 100-yard Rushing Games

10/15/1949	Bobby North, Georgia Tech	168	- 1 TD
11/25/1950	Fred Cone, Clemson	163	- 3 TD
11/24/1951	Larry Gressette, Clemson	177	- 1 TD
12/1/1951	Bobby Marlow, Alabama	233	- 3 TD
9/30/1967	Charlie Fulton, Tennessee	103	- 2 TD
9/21/1968	Mike Richardson, SMU	116	
9/26/1970	Curt Watson, Tennessee	142	

Individual Game Highs By Date

9/26/1970	Don McLeary, Tennessee	119	- 1 TD
11/28/1970	Johnny Musso, Alabama	221	- 1 TD
11/13/1971	Andy Johnson, Georgia	163	- 1 TD
11/27/1971	Johnny Musso, Alabama	167	- 2 TD
12/2/1972	Steve Bisceglia, Alabama	102	- 1 TD
11/3/1973	Preston Kendrick, Florida	119	- 1 TD
11/10/1973	Wayne Jones, Mississippi State	116	
11/17/1973	Horace King, Georgia	113	- 1 TD
10/12/1974	Sonny Collins, Kentucky	127	
11/2/1974	Jimmy DuBose, Florida	143	
9/27/1975	Stanley Morgan, Tennessee	138	
10/4/1975	Roscoe Coles, Virginia Tech	139	- 1 TD
10/4/1975	Phil Rogers, Virginia Tech	128	- 1 TD
10/11/1975	Sonny Collins, Kentucky	109	
10/18/1975	Anthony Head, Georgia Tech	103	- 3 TD
11/1/1975	Jimmy DuBose, Florida	149	- 1 TD
11/8/1975	Bruce Threadgill, Mississippi State	104	- 1 TD
11/15/1975	Andy Reid, Georgia	112	- 2 TD
9/25/1976	Kelsey Finch, Tennessee	124	- 1 TD
10/9/1976	Terdell Middleton, Memphis	137	
10/23/1976	Jeff Leggett, Florida State	108	- 2 TD
11/13/1976	Kevin McLee, Georgia	203	- 1 TD
11/13/1976	Al Pollard, Georgia	158	- 2 TD
11/27/1976	Tony Nathan, Alabama	141	- 2 TD
9/17/1977	Ben Garry, Southern Miss	110	- 1 TD
10/8/1977	Billy Ray Vickers, N.C. State	106	
10/15/1977	Rodney Lee, Georgia Tech	112	
10/22/1977	Larry Key, Florida State	170	- 2 TD
11/26/1977	Johnny Davis, Alabama	104	- 1 TD
11/26/1977	Jeff Rutledge, Alabama	102	
10/7/1978	Ottis Anderson, Miami	104	
10/14/1978	Frank Mordica, Vanderbilt	148	
10/21/1978	Eddie Lee Ivery, Georgia Tech	127	
12/2/1978	Major Ogilvie, Alabama	104	
9/29/1979	Jimmy Streater, Tennessee	106	- 2 TD
10/13/1979	Whit Taylor, Vanderbilt	124	- 1 TD
10/13/1979	Frank Mordica, Vanderbilt	103	- 1 TD
10/27/1979	James McDougald, Wake Forest	147	- 4 TD
11/10/1979	Stanley Howell, Mississippi State	104	
12/1/1979	Steve Whitman, Alabama	107	
9/27/1980	Terry Daniels, Tennessee	125	
9/5/1981	Marcus Gilbert, TCU	116	- 2 TD
11/14/1981	Herschel Walker, Georgia	165	- 1 TD
11/13/1982	Herschel Walker, Georgia	177	- 2 TD
10/1/1983	Roosevelt Snipes, Florida State	100	
12/3/1983	Kerry Goode, Alabama	142	
12/3/1983	Ricky Moore, Alabama	109	- 1 TD
8/28/1984	Alonzo Highsmith, Miami	140	
10/13/1984	Roosevelt Snipes, Florida State	103	
11/3/1984	Neal Anderson, Florida	108	- 1 TD
9/28/1985	Keith Davis, Tennessee	102	
10/26/1985	Hank Phillips, Mississippi State	109	
11/30/1985	Gene Jelks, Alabama	192	- 2 TD
11/8/1986	Reggie Taylor, Cincinnati	153	- 1 TD
11/29/1986	Bobby Humphrey, Alabama	204	
1/2/1989	Sammie Smith, Florida State	115	
9/30/1989	Reggie Cobb, Tennessee	225	- 1 TD
10/21/1989	Amp Lee, Florida State	110	
11/3/1990	Errict Rhett, Florida	142	- 2 TD
11/17/1990	Joseph Dupree Jr., Georgia	119	
9/28/1991	James Stewart, Tennessee	149	
10/12/1991	Marcus Wilson, Vanderbilt	102	- 3 TD
11/2/1991	Errict Rhett, Florida	112	- 1 TD
11/16/1991	Garrison Hearst, Georgia	114	- 1 TD
11/14/1992	Garrison Hearst, Georgia	117	- 1 TD
10/16/1993	Errict Rhett, Florida	196	- 1 TD
11/5/1994	Junior Smith, East Carolina	142	- 1 TD
11/12/1994	Terrell Davis, Georgia	113	
11/19/1994	Sherman Williams, Alabama	164	- 1 TD
9/2/1995	Dou Innocent, Mississippi	137	

9/30/1995	Moe Williamson, Kentucky	164	- 2 TD
10/14/1995	Fred Taylor, Florida	111	- 1 TD
10/28/1995	Madre Hill, Arkansas	186	- 1 TD
11/11/1995	Torin Kirtsey, Georgia	157	- 2 TD
1/1/1996	Stephen Pitts, Penn State	118	- 1 TD
10/19/1996	Elijah Williams, Florida	116	- 1 TD
10/19/1996	Fred Taylor, Florida	110	
11/23/1996	Dennis Riddle, Alabama	131	
9/20/1997	Cecil Collins, LSU	232	- 2 TD
10/18/1997	Fred Taylor, Florida	140	
12/6/1997	Jamal Lewis, Tennessee	127	
9/3/1998	Thomas Jones, Virginia	100	- 1 TD
10/3/1998	Jamal Lewis, Tennessee	140	- 1 TD
10/10/1998	James Johnson, Mississippi State	133	- 1 TD
11/14/1998	Olandis Gary, Georgia	130	- 2 TD
10/16/1999	Bo Carroll, Florida	104	- 1 TD
10/30/1999	Chrys Chukwuma, Arkansas	115	- 1 TD
9/9/2000	Deuce McAllister, Mississippi	104	- 3 TD
10/7/2000	Dicenzo Miller, Mississippi State	136	
10/28/2000	Fred Talley, Arkansas	161	- 1 TD
12/2/2000	Earnest Graham, Florida	169	
9/22/2001	James Mungro, Syracuse	142	- 3 TD
9/29/2001	Lew Thomas, Vanderbilt	173	- 2 TD
10/20/2001	Joe Smith, Louisiana Tech	129	- 1 TD
11/17/2001	Santonio Beard, Alabama	199	- 2 TD
11/17/2001	Ahmaad Galloway, Alabama	127	
12/1/2001	LaBrandon Toefield, LSU	120	- 1 TD
12/31/2001	Willie Parker, North Carolina	131	- 1 TD
9/28/2002	Walter Reyes, Syracuse	111	- 2 TD
10/12/2002	Fred Talley, Arkansas	241	- 1 TD
9/6/2003	PJ Daniels, Georgia Tech	140	- 1 TD
10/18/2003	Nick Turner, Mississippi State	123	- 1 TD
10/25/2003	Justin Vincent, LSU	127	
12/4/2004	Gerald Riggs, Tennessee [SEC]	182	- 2 TD
9/3/2005	P.J. Daniels, Georgia Tech	111	- 1 TD
10/15/2005	Darren McFadden, Arkansas	108	- 2 TD
10/22/2005	Joseph Addai, LSU	105	
11/5/2005	Rafael Little, Kentucky	124	- 2 TD
1/2/2006	Brian Calhoun, Wisconsin	213	- 1 TD
10/7/2006	Darren McFadden, Arkansas	145	- 1 TD
10/7/2006	Felix Jones, Arkansas	104	- 1 TD
10/21/2006	Matt Forte, Tulane	117	
11/11/2006	Kregg Lumpkin, Georgia	105	- 1 TD
9/15/2007	Ahmy Dixon, Mississippi State	103	
11/10/2007	Knowshon Moreno, Georgia	101	- 2 TD
12/31/2007	C.J. Spiller, Clemson	112	- 1 TD
9/20/2008	Charles Scott, LSU	132	
10/11/2008	Michael Smith, Arkansas	176	- 1 TD
10/23/2008	Noel Devine, West Virginia	207	- 1 TD
11/1/2008	Cordera Eason, Ole Miss	104	
11/15/2008	Knowshon Moreno, Georgia	131	
11/29/2008	Glen Coffee, Alabama	144	- 1 TD
9/19/2009	Noel Devine, West Virginia	128	- 3 TD
10/10/2009	Michael Smith, Arkansas	145	- 1 TD
10/17/2009	Derrick Locke, Kentucky	126	
	Randall Cobb, Kentucky	109	- 1 TD
10/31/2009	Dexter McCluster, Ole Miss	186	- 1 TD
9/18/2010	Wayne Ellington, Clemson	140	- 1 TD
9/10/2011	Vick Ballard, Mississippi State	135	- 1 TD
	Chris Relf, Mississippi State	106	
10/29/2011	Brandon Bolden, Ole Miss	114	- 2 TD
11/12/2011	Isaiah Crowell, Georgia	132	- 1 TD
11/12/2011	Carlton Thomas, Georgia	127	
11/19/2011	Jeremiaha Gates, Samford	119	
11/26/2011	Trent Richardson, Alabama	203	
9/1/2012	Andre Ellington, Clemson	231	
10/13/2012	Jeff Scott, Ole Miss	137	
10/20/2012	Zac Stacy, Vanderbilt	169	- 1 TD
10/27/2012	Trey Williams, Texas A&M	109	- 1 TD
11/10/2012	Todd Gurley, Georgia	116	- 1 TD

Individual Game Highs By Date

11/10/2012	Keith Marshall, Georgia	105	- 1 TD
11/24/2012	Eddie Lacy, Alabama	131	- 2 TD
9/14/2013	Dak Prescott, Mississippi St	133	- 2 TD
9/21/2013	Jeremy Hill, LSU	184	- 3 TD
11/2/2013	Jonathan Williams, Arkansas	104	
11/9/2013	Rajion Neal, Tennessee	124	- 1 TD
11/30/2013	T.J. Yeldon, Alabama	144	- 1 TD
12/7/2013	Henry Josey, Missouri	123	
10/11/2014	Dak Prescott, Mississippi State	121	- 2 TD
11/15/2014	Nick Chubb, Georgia	144	- 2 TD
	Todd Gurley, Georgia	138	- 1 TD
11/29/2014	T.J. Yeldon, Alabama	127	- 2 TD
1/1/2015	Melvin Gordon, Wisconsin	251	- 3 TD
	Corey Clement, Wisconsin	105	
9/5/2015	Lamar Jackson, Louisville	106	- 1 TD
9/19/2015	Leonard Fournette, LSU	228	- 3 TD
10/3/2015	Tyler Ervin, San Jose' State	160	- 1 TD
10/15/2015	Boom Williams, Kentucky	113	- 2 TD
10/24/2015	Alex Collins, Arkansas	105	- 1 TD
11/7/2015	Tra Carson, Texas A&M	109	
11/28/2015	Derrick Henry, Alabama	271	- 1 TD
9/3/2016	Wayne Gallman, Clemson	123	- 1 TD
9/17/2016	Trayveon Williams, Texas A&M	127	- 1 TD
9/24/2016	Leonard Fournette, LSU	101	
11/12/2016	Nick Chubb, Georgia	101	
11/4/2017	Trayveon Williams, Texas A&M	103	
1/1/2018	McKenzie Milton, UCF	116	- 1 TD
10/6/2018	Nick Fitzgerald, Mississippi State	195	- 2 TD
	Kylin Hill, Mississippi State	126	
11/3/2018	Trayveon Williams, Texas A&M	107	- 2 TD
11/10/2018	D'Andre Swift, Georgia	186	- 1 TD
10/5/2019	La'Mical Perine, Florida	130	- 1 TD
10/26/2019	Clyde Edwards-Helaire, LSU	136	- 1 TD
11/16/2019	D'Andre Swift, Georgia	106	
11/30/2019	Najee Harris, Alabama	146	- 1 TD
1/1/2020	Mohamed Ibrahim, Minnesota	140	- 1 TD
11/21/2020	Eric Gray, Tennessee	173	- 1 TD
12/5/2020	Isaiah Spiller, Texas A&M	120	
9/25/2021	Tucker Gregg, Georgia State	150	- 1 TD
11/6/2021	Isaiah Spiller, Texas A&M	112	
9/17/2022	Nicholas Singleton, Penn State	124	- 2 TD
9/24/2022	Nathaniel Peat, Missouri	110	
10/15/2022	Quinshon Judkins, Ole Miss	139	- 2 TD
	Zach Evans, Ole Miss	136	- 1 TD
	Jaxson Dart, Ole Miss	115	
10/29/2022	Raheim Sanders, Arkansas	171	

Long Plays

Run

- 94, Jarquez Hunter vs. Alabama State (9/11/2021)
- 92, Ralph O'Gwynn vs. Loyola (11/21/1936)
- 88, Brent Fullwood at Mississippi State (10/25/1986)
- 87, Lionel James vs. Georgia (11/13/1982)
- 86, Tre Mason vs. Alabama A&M (11/17/2012)
- 85, Joe Cribbs vs. Alabama (11/26/1977)
- 84, Lionel James vs. Southern Miss (9/10/1983) [no TD]
84, Connie Frederick vs. Alabama (11/29/1969)
- 82, Phil Gargis vs. Florida State (10/23/1976)
- 80, John Franklin III vs. ULM (10/1/2016)
80, Carnell Williams vs. Alabama (11/22/2003)
80, Bo Jackson vs. Florida (10/29/1983)
80, Travis Tidwell vs. Furman (11/24/1946)
- 79, James Brooks vs. Vanderbilt (10/13/1979)
79, Bobby Freeman vs. Wofford (10/5/1951)
79, Ralph O'Gwynne vs. B'Ham-Southern (9/25/1936)
- 78, Terry Henley at Clemson (10/10/1970)
78, Rudi Johnson vs. Louisiana Tech (10/21/2000)
78, Eli Stove vs. Arkansas (10/1/2016)
- 77, Eric Hines-Tucker vs. UT-Chattanooga (9/9/1995)
77, Jimmy Sidle vs. Florida State (11/23/1963)
77, Jimmy Fenton vs. Birmingham-Southern (9/25/1936)
- 76, James Joseph vs. Kansas (9/17/1988)
76, Bo Jackson at Georgia Tech (10/19/1985)
76, Bo Jackson vs. Southwestern Louisiana (9/7/1985)
76, Fob James vs. UT-Chattanooga (9/24/1955)
- 75, Corey Grant vs. Washington State (8/31/2013)
75, Tristan Davis at Kentucky (11/5/2005)
75, Casey Kimbrell at Duke (11/4/1933)
75, Ricardo Louis vs. South Carolina (10/25/2014)
- 74, Kenny Irons at LSU (10/22/2005)
74, Lionel James vs. Mississippi State (10/22/1983)
74, Dick McGowan vs. Florida (11/26/1938)
- 73, Alex Smith vs. Vanderbilt (10/12/1991)
- 72, James Brooks at Kansas State (9/16/1978)
72, Carnell Williams vs. Mississippi State (10/18/2003)
72, Carnell Williams vs. ULM (11/1/2003)
- 71, Cam Newton vs. Arkansas State (9/4/2010)
71, Bo Jackson vs. Alabama (12/3/1983)
- 70, D.J. Williams at LSU (10/26/2019) [no TD]
70, Onterio McCalebb vs. LSU (10/23/2010)
70, Brad Lester vs. Ball State (9/17/2005) [no TD]
70, Rudi Johnson vs. Wyoming (8/31/2000)
70, James Bostic vs. Alabama (11/20/1993)
70, Brent Fullwood vs. SW Louisiana (9/7/1985)
70, Bobby Hoppe vs. Mississippi State (11/10/1956)
- 69, Collis Campbell at Florida State (10/13/1984)
69, Bo Jackson vs. Alabama (12/3/1983)
69, Sam Dejarnette vs. Richmond (10/4/1980)
- 68, Onterio McCalebb at Ole Miss (10/30/2010)
68, Kenny Irons vs. Ball State (9/17/2005)
68, Tommie Agee vs. Florida State (10/12/1985) [no TD]
68, James Brooks at Georgia Tech (10/20/1979)
68, James Brooks at Kansas State (9/16/1978)
68, Dwight Hurston vs. Georgia Tech (10/19/1968)
68, Fob James vs. Kentucky (10/8/1955)
68, Jackie Creel vs. Louisiana College (11/3/1951)
- 67, Malik Willis vs. Mississippi State (9/30/2017)
67, Terrell Zachery vs. Alabama (11/27/2009)
67, Mario Fannin vs. New Mexico State (9/22/2007)
67, Bo Jackson at Georgia (11/16/1985)
67, Lionel James vs. Wake Forest (9/11/1982)
67, James Brooks vs. Georgia (11/17/1979)
- 66, Alex Smith vs. Cal State Fullerton (9/8/1990) [no TD]
66, James Brooks vs. Mississippi State (11/10/1979)
- 65, Jeremy Johnson at LSU (9/19/2015)
65, Carnell Williams vs. Vanderbilt (9/14/2002)
65, Brent Fullwood vs. Cincinnati (11/10/1984)
65, Bobby Freeman vs. Georgia (11/14/1953)
- 64, Reid McMilion vs. Southern Miss (9/25/1993) [no TD]
64, Kamryn Pettway vs. Arkansas State (9/10/2016) [no TD]
- 63, Tony Richardson vs. Southern Miss (11/10/1990) [no TD]
63, George Peoples vs. Alabama (11/28/1981)
- 62, Malik Willis vs. ULM (11/18/2017) [no TD]

- 62, Nick Marshall at Tennessee (11/9/2013) [no TD]
- 62, Onterio McCalebb vs. Ball State (9/26/2009) [no TD]
- 62, Markeith Cooker vs. Fresno State (9/7/1996)
- 62, Jim Reynolds vs. Maryland (10/25/1958)
- 62, Ed Dyas vs. UT-Chattanooga (10/4/1958)
- 61, Kam Martin vs. Georgia Southern (9/2/2017) [no TD]
- 61, Mitzi Jackson vs. Memphis (9/13/1975)
- 61, Fob James vs. UT-Chattanooga (9/24/1955)

Pass

- 94, Cam Newton-Emory Blake vs. ULM (10/2/2010)
- 93, Chris Todd-Terrell Zachery vs. Louisiana Tech (9/5/2009)
- 91, Bo Nix-Anthony Schwartz vs. LSU (10/31/2020)
- 88, Nick Marshall-Sammie Coates at Arkansas (11/2/2013)
- 87, Jason Campbell-Silas Daniels vs. Louisiana Tech (10/9/2004)
- 85, Reggie Slack-James Joseph vs. Kansas (9/17/1988)
85, Pat Sullivan-Alvin Bresler vs. Georgia Tech (10/17/1970)
- 84, Ben Leard-Ronney Daniels at LSU (9/18/1999)
- 83, Reggie Slack-Alexander Wright at Tennessee (9/30/1989)
82, Chris Todd-Mario Fannin, West Virginia (9/19/2009)
- 81, Dudley Spence-Lee Hayley vs. Wofford (10/11/1952)
- 80, Cam Newton-Terrell Zachery vs. Chattanooga 911/6/2010
80, Pat Sullivan-Terry Beasley at Florida (10/31/1970)
- 78, Bo Nix-Harold Joiner vs. Ole Miss (11/2/2010)
78, Cam Newton-Terrell Zachery vs. Clemson (9/18/2010)
78, Ben Leard-Ronney Daniels at Georgia (11/13/1999)
78, Jeff Klein-Ronney Daniels vs. Central Florida (11/6/1999)
78, Stan White-Joe Frazier at Tennessee (9/28/1991)
78, Reggie Slack-Alexander Wright vs. Pacific (9/9/1989)
78, Bobby Hunt-Lamar Rawson at Miami (10/23/1959)
- 77, Jeremy Johnson-Jason Smith vs. Alabama (11/28/2015)
77, Dameyune Craig-Karsten Bailey at Virginia. (9/4/1997)
- 76, Jarrett Stidham-Anthony Schwartz vs. Tennessee (10/13/2018)
76, Nick Marshall-Quan Bray vs. Mississippi State (9/14/2013)
76, Dameyune Craig-Karsten Bailey at Georgia. (11/15/1997)
- 75, Jarrett Stidham-Ryan Davis vs. Ole Miss (10/7/2017)
75, Daniel Cobb-Marcel Willis vs. Syracuse (9/28/2002)
75, Reggie Slack-Alexander Wright vs. Tenn. (9/24/1988)
- 74, Jarrett Stidham-Darius Slayton vs. Purdue (12/28/2018)
74, Charlie Trotman-Byron Franklin vs. Ala. (11/26/1977)
- 73, Nick Marshall-Ricardo Louis vs. Georgia (11/16/2013)
73, Reggie Slack-Alexander Wright vs. Pacific (9/9/1989)
73, Pat Sullivan-Terry Beasley at Kentucky (10/3/1970)
- 72, Chris Todd-Darvin Adams vs. Alabama (11/27/2009)
72, Jason Campbell-Tim Carter at LSU (12/1/2001)
72, Clyde Baumgartner-Jeff Gilligan at Kentucky. (10/11/1975)
72, Pat Sullivan-Terry Beasley vs. Tennessee (9/26/1970)
- 71, Bo Nix-Demetris Robertson at Arkansas (10/16/2021)
71, Lloyd Nix-Red Phillips at Houston (10/26/1957)
71, William Tucker-Robert Briggs at Vanderbilt (10/29/1949)
- 70, Cam Newton-Terrell Zachery at Alabama (11/26/2010)
70, Dameyune Craig-Karsten Bailey at Arkansas (10/25/1997)
70, Pat Sullivan-Terry Beasley at Georgia (11/13/1971)
70, Pat Sullivan-Mark Currier at Tennessee (9/27/1969)
70, Loran Carter-Mark Currier vs. Alabama (11/30/1968)
70, Loran Carter-Freddie Hyatt vs. Kentucky (10/7/1967)
70, Howell Tubbs-Red Phillips vs. Georgia (11/17/1956)
- 69, Dameyune Craig-Hicks Poor vs. Tenn. (12/6/1997) [SEC]
69, Alex Bowden-Freddie Hyatt vs. Florida (10/30/1965)
- 68, Nick Marshall-Sammie Coates vs. Arkansas State (9/7/2013)
68, Jason Campbell-Ben Obomanu vs. Ole Miss (11/8/2003)
68, Patrick Nix-Frank Sanders vs. East Caro. (11/5/1994)
68, Loran Carter-Tim Christian vs. Miami (10/26/1968)
68, William Tucker-George Davis at Georgia Tech (10/15/1949)
68, Nick Marshall-Sammie Coates at Alabama (11/29/2014)

Long Plays

Interception Return

- 100, Walter McFadden vs. Northwestern [Outback] (1/1/2010)
- 100, Zakoby McClain vs. Alabama (11/30/2019)
- 100, Smoke Monday vs. Tennessee (11/21/2020)
- 98, John Liptak vs. Georgia (11/15/1947)
- 96, Calvin Jackson vs. Florida (10/16/1993)
- 93, Walter McFadden vs. Tennessee Tech (11/3/2007)
- 88, David Langner vs. UT-Chattanooga (9/18/1971)
- 81, Lloyd Cheatham at Boston College (11/4/1939)
- 79, Tommy Lorino vs. Alabama (11/30/1957)
- 77, Jayson Bray vs. Tennessee (12/6/1997) [SEC]
- 78, Robenson Therezie vs. Ole Miss (10/5/2013)
- 76, Carl Christian at Florida (11/30/1946)
- 75, Fob James vs. Mississippi State (11/5/1955)
- 75, Joe Bob Mitchell vs. Oglethorpe (9/29/1934)
- 73, Chris Shelling at Georgia (11/13/1993)
- 68, George Atkins at Clemson (11/21/1953)
- 66, Jackie Burkett vs. Alabama (11/30/1957)
- 65, Larry Casher vs. Florida (10/16/1999)
- 65, Takeo Spikes vs. Louisiana Tech (10/11/1997)
- 64, Travaris Robinson vs. LSU (10/26/2002)
- 60, Karlos Dansby vs. LSU (10/26/2002)
- 60, Trent Fisher vs. Alabama A&M (11/17/2012)
- 59, Neiko Thorpe vs. Arkansas (10/11/2008)
- 59, Bryant Harvard vs. Miami (10/22/1960)

Kickoff Returns

- 110, Lewis Hardage at Georgia Tech (11/7/1908)
- 100, Tre Mason vs. Washington State (8/31/2013)
- 100, Tim Carter vs. LSU (9/16/2000)
- 100, Sam Dejarnette vs. Mississippi State (10/25/1980)
- 100, Jimmy Burson vs. UT-Chattanooga (10/8/1960)
- 100, Bobby Duke at Mississippi State (10/10/1953)
- 100, Onterio McCalebb at Mississippi State (9/8/2012)
- 99, Onterio McCalebb vs. Arkansas (10/16/2010) [No TD]
- 99, Demond Washington at Georgia (11/14/2009)
- 97, Tre Mason vs. Utah State (9/3/2011)
- 97, Tristan Davis vs. Arkansas (10/11/2008)
- 96, Noah Igbinoehene vs. Minnesota [Outback] (1/1/2020)
- 96, Noah Igbinoehene vs. Arkansas (9/22/2018)
- 96, Brent Fullwood vs. Southern Miss (9/22/1984)
- 96, Mike Fuller at Georgia (11/17/1973)
- 96, Spec Kelly vs. Mississippi State (10/14/1938)
- 95, Demond Washington at Ole Miss (10/30/2010)
- 95, Tristan Davis vs. UT-Martin (11/8/2008)
- 94, James Brooks vs. Duke (9/20/1980)
- 93, Brad Lester vs. Ball State (9/17/2005)
- 92, Rick Neel at Florida State (10/25/1975)
- 90, Corey Grant at Tennessee (11/9/2013)
- 90, Billy Ball at Clemson (11/22/1947)
- 89, Larry Ellis at Florida (10/29/1966)
- 88, James Pettus vs. Kentucky (10/10/1959)

Punt Returns

- 95, Bobby Freeman vs. Georgia (11/14/1953)
- 89, James Owens at Florida (10/31/1970)
- 85, Chris Davis at Tennessee (11/9/2013)
- 83, Thomas Bailey vs. Ole Miss (9/14/1991)
- 81, Trey Gainous at Tennessee (9/24/1983)
- 79, Robert Baker vs. South Carolina (10/5/1996)
- 76, Quan Bray vs. Louisiana Tech (9/27/2014)
- 73, George Rose vs. UT-Chattanooga (10/12/1963)
- 72, Shane Wasden vs. Vanderbilt (10/13/1990)
- 70, Chris Davis vs. Florida Atlantic (10/26/2013)
- 70, Larry Willingham vs. Wake Forest (9/20/1969)
- 69, Freddie Weygand vs. Kansas (9/12/1987)
- 66, Robert Dunn vs. Louisiana-Monroe (8/30/2008)
- 63, Mike Fuller vs. UT-Chattanooga (9/21/1974)
- 61, Jimmy Carter vs. Clemson (10/14/1967)
- 57, Robert Dunn vs. Kansas State (9/1/2007)
- 56, Marcus Davis vs. Memphis (12/30/2015)
- 55, Mike Fuller vs. UT-Chattanooga (9/21/1974)
- 55, Quan Bray vs. San Jose State (9/6/2014)

Punts

- 87, Rufus Deal vs. Georgia Tech (10/28/1939)
- 77, Lewis Colbert vs. Southwestern Louisiana (9/7/1985)
- 71, Kody Bliss vs. Tulane (10/21/2006)
- 71, Damon Duval vs. Northern Illinois (9/23/2000)
- 71, Terry Daniel vs. Florida (10/16/1993)
- 70, Aidan Marshall at Texas A&M (11/4/2017)
- 70, Damon Duval at Ole Miss (9/9/2000)
- 70, Lewis Colbert vs. Mississippi State (10/26/1985)
- 70, Roger Pruett vs. UT-Chattanooga (9/22/1973)
- 69, Kody Bliss at South Carolina (9/28/2006)
- 69, Damon Duval at Southern Cal (9/2/2002)
- 68, Terry Daniel vs. Southwestern Louisiana (10/24/1992)
- 68, Kevin Phillips vs. Clemson (9/3/2016)
- 67, Damon Duval vs. North Carolina (12/31/2001)
- 67, Damon Duval vs. Mississippi State (10/9/1999)
- 67, Terry Daniel vs. Mississippi State (10/9/1993)
- 67, David Beverly vs. Alabama (11/28/1970)
- 67, Oscar Chapman vs. Northwestern (1/1/2021) [Citrus]
- 66, Lewis Colbert vs. Alabama (11/30/1985)
- 65, Oscar Chapman vs. Ole Miss (10/30/2021)
- 65, Damon Duval at Mississippi State (10/7/2000)
- 65, Skip Johnston at Florida (11/4/1978)
- 65, Skip Johnston at Georgia Tech (10/15/1977)

Field Goal

- 57, Philip Yost vs. Western Kentucky (9/27/2003)
- 57, Neil O'Donoghue vs. Tennessee (9/25/1976)
- 56, Daniel Carlson vs. Louisville [Atlanta] (9/5/2015)
- 56, John Riley at Tennessee (9/27/1969)
- 55, John Vaughn at Mississippi State (9/9/2006)
- 55, Win Lyle vs. Tennessee (9/26/1987)
- 54, Daniel Carlson vs. Georgia (11/11/2017)
- 54, Daniel Carlson at Missouri (9/23/2017)
- 54, Neil O'Donoghue vs. Mississippi State (11/8/1975)
- 54, John Riley vs. Kentucky (10/4/1969)
- 53, Anders Carlson vs. Liberty (11/17/2018)
- 53, Anders Carlson vs. Washington (9/1/2018)
- 53, Daniel Carlson vs. Vanderbilt (10/5/2016)
- 53, Daniel Carlson vs. Clemson (9/3/2016)
- 53, Robert McGinty vs. Cincinnati (11/10/1984)
- 53, Neil O'Donoghue vs. Virginia Tech (10/4/1975)
- 52, Anders Carlson vs. Alabama (11/30/2019)
- 52, Daniel Carlson at Missouri (9/23/2017)
- 52, Daniel Carlson at Alabama (11/26/2016)
- 52, Daniel Carlson vs. Ole Miss (10/31/2015)
- 52, Daniel Carlson at Kentucky (10/15/2015)
- 52, Cody Parkey vs. Missouri (12/7/2013)
- 52, Wes Byrum, Southern Miss (9/6/2008)
- 52, John Vaughn vs. Washington State (9/2/2006)
- 52, Jaret Holmes vs. Clemson (1/2/1998) [Peach Bowl]
- 52, Win Lyle at Tennessee (9/26/1987)
- 52, Al Del Greco at Nebraska (10/3/1981)
- 52, Al Del Greco vs. Alabama (11/29/1980)
- 52, Jorge Portela vs. Florida (11/3/1979)
- 52, Neil O'Donoghue vs. Mississippi State (11/6/1976)
- 52, Gardner Jett vs. Colorado (12/30/1972) [Gator Bowl]
- 52, John Riley vs. Florida (11/1/1969)
- 51, Daniel Carlson vs. LSU (9/24/2016)
- 51, Daniel Carlson vs. Mississippi State (9/26/2015)
- 51, Damon Duval vs. Ball State (9/1/2001)
- 51, Jorge Portela vs. Florida (10/29/1977)
- 51, John Riley vs. Clemson (10/14/1967)
- 51, Daniel Carlson vs. Wisconsin (1/1/2015)
- 51, Alex McPherson vs. Western Kentucky (11/19/2022)
- 50, Anders Carlson vs. Tennessee (11/21/2020)
- 50, Anders Carlson vs. Northwestern (1/1/2021) [Citrus]
- 50, Daniel Carlson vs. Georgia Southern (9/2/2017)
- 50, Jaret Holmes vs. UAB (8/31/1996)
- 50, Neil O'Donoghue vs. Georgia Tech (10/16/1976)

Field Goal Returns

- 109, Chris Davis vs. Alabama (11/30/2013)*
- *Return was officially 100 yards, but covered 109 yards.

Longest Drives (since 1970)

All Drives

* Non-scoring drives

By Plays

Plays	Yards	Time	Opponents
20	81	9:54	at West Virginia (10/23/2008)
19	86	7:22	at Kentucky (10/9/2010)
*19	67	9:00	Florida (11/4/1989)
19	90	10:06	Ole Miss (10/5/1985)
*17	70	7:52	Georgia Tech (10/21/1972)
*17	52	5:20	Mississippi State (10/26/1991)
17	85	8:38	at South Carolina (9/28/2006)
17	82	8:31	Western Kentucky (9/27/2003)
17	80	7:43	Mississippi State (10/28/1989)
17	80	8:25	at Tennessee (9/26/1987)
17	91	3:37	at Georgia Tech (10/17/1987)
17	80	6:43	vs. Southern Cal (1/1/1987)
17	80	6:10	Southern Miss (9/22/1984)
17	87	5:53	at Ole Miss (10/6/1984)
17	80	6:34	Miami (10/7/1978)
*17	86	10:55	ULM (10/1/2016)
17	68	6:41	Georgia (10/9/2021)

By Yards

Yards	Plays	Time	Opponents
99	6	2:56	LSU (10/1/2022)
99	8	2:56	LSU (10/31/2020)
99	7	3:20	Mississippi State (9/30/2017)
99	8	3:16	at Ole Miss (10/30/2004)
99	10	3:55	at Mississippi St. (10/11/2014)
99	11	4:16	Louisiana Tech (10/9/2004)
99	14	2:46	Georgia (11/15/1986)
98	13	2:38	Georgia State (9/25/2021)
98	12	4:37	at Ole Miss (10/30/2010)
98	3	:48	Louisiana Tech (9/5/2009)
98	10	5:51	at Virginia (9/4/1997)
98	9	3:14	vs. Alabama (11/27/1987)
98	7	2:49	Arkansas (8/30/2014)
98	6	1:58	Kentucky (10/2/1971)
97	2	:42	ULM (10/2/2010)
97	12	4:44	Florida (10/30/1971)
96	12	6:17	at Texas A&M (10/19/2013)
96	11	3:46	at Ole Miss (11/1/2014)
96	14	5:41	The Citadel (9/25/2004)
96	5	1:59	Tennessee (9/27/1986)
96	2	0:55	Georgia (11/13/1982)
*96	8	4:05	at Clemson (10/12/1970)
96	7	3:26	New Mexico St (11/3/2012)
96	16	6:03	at Arkansas (10/24/2015)
96	4	0:34	ULM (11/18/2017)
96	13	8:17	at Texas A&M (11/4/2017)
96	12	5:59	at Alabama (11/28/2020)

By Time of Possession

Time	Plays	Yards	Opponents
*10:55	17	86	ULM (10/1/2016)
10:06	19	90	Ole Miss (10/5/1985)
9:54	20	81	at West Virginia (10/23/2008)
*9:37	14	67	at Tennessee (11/9/2013)
*9:00	19	67	Florida (11/4/1989)
8:45	15	80	Florida (10/29/1983)
8:38	17	85	at South Carolina (9/28/2006)
8:34	15	82	Kentucky (9/29/1994)
8:33	16	80	vs. Ohio State (1/1/1990)
*8:31	16	61	LSU (9/16/2006)
8:31	17	82	Western Kentucky (9/27/2003)
8:25	17	80	at Tennessee (9/26/1987)
8:19	16	85	UT-Martin (11/8/2008)
8:17	13	96	at Texas A&M (11/4/2017)
*8:15	15	58	Ole Miss (9/8/2001)
8:12	16	86	Kentucky (10/12/1974)
*8:03	14	53	Florida Atlantic (10/26/2013)
*8:00	16	59	Georgia (11/13/1982)

Longest Scoring Drives

By Plays

Plays	Yards	Time	Opponents
20	81	9:54	at West Virginia (10/23/2008)
19	86	7:22	at Kentucky (10/9/2010)
19	90	10:06	Ole Miss (10/5/1985)
17	68	6:41	Georgia (10/9/2021)
17	85	8:38	at South Carolina (9/28/2006)
17	82	8:31	Western Kentucky (9/27/2003)
17	80	7:43	Mississippi State (10/28/1989)
17	80	8:25	at Tennessee (9/26/1987)
17	91	3:37	at Georgia Tech (10/17/1987)
17	80	6:43	vs. Southern Cal (1/1/1987)
17	80	6:10	Southern Miss (9/22/1984)
17	87	5:53	at Ole Miss (10/6/1984)
17	80	6:34	Miami (10/7/1978)
16		15 times; most recent 11/17/2018 vs. Liberty	

By Yards

Yards	Plays	Time	Opponents
99	6	2:56	LSU (10/1/2022)
99	8	2:56	LSU (10/31/2020)
99	8	3:16	at Ole Miss (10/30/2004)
99	11	4:16	Louisiana Tech (10/9/2004)
99	14	2:46	Georgia (11/15/1986)
99	10	3:55	at Mississippi St. (10/11/2014)
99	7	3:20	Mississippi State (9/30/2017)
98	12	4:37	at Ole Miss (10/30/2010)
98	3	:48	Louisiana Tech (9/5/2009)
98	10	5:51	at Virginia (9/4/1997)
98	9	3:14	vs. Alabama (11/27/1987)
98	7	2:49	Arkansas (8/30/2014)
98	6	1:58	Kentucky (10/2/1971)
98	13	2:38	Georgia State (9/25/2021)
97	2	:42	ULM (10/2/2010)
97	12	4:44	Florida (10/30/1971)
96	12	6:17	at Texas A&M (10/19/2013)
96	7	3:26	New Mexico St (11/3/2012)
96	14	5:41	The Citadel (9/25/2004)
96	5	1:59	Tennessee (9/27/1986)
96	2	:55	Georgia (11/13/1982)
96	11	3:46	at Ole Miss (11/1/2014)
96	16	6:03	at Arkansas (10/24/2015)
96	4	0:34	ULM (11/18/2017)
96	13	8:17	at Texas A&M (11/4/2017)
96	12	5:59	at Alabama (11/28/2020)

By Time of Possession

Time	Plays	Yards	Opponents
10:06	19	90	Ole Miss (10/5/1985)
9:54	20	81	at West Virginia (10/23/2008)
8:45	15	80	Florida (10/29/1983)
8:38	17	85	at South Carolina (9/28/2006)
8:34	15	82	Kentucky (9/29/1994)
8:33	16	80	vs. Ohio State (1/1/1990)
8:31	17	82	Western Kentucky (9/27/2003)
8:25	17	80	at Tennessee (9/26/1987)
8:19	16	85	UT-Martin (11/8/2008)
8:12	16	86	Kentucky (10/12/1974)
7:58	15	80	Florida State (10/12/1985)
7:57	16	80	Mississippi State (11/10/1979)
7:49	14	86	Ole Miss (9/13/1997)

Longest Non-Scoring Drives

By Plays

Plays	Yards	Time	Opponent
19	67	9:00	Florida (11/4/1989)
17	70	7:52	Georgia Tech (10/21/1972)
17	52	5:20	Mississippi State (10/26/1991)
17	86	10:55	ULM (10/1/2016)
16	68	7:09	vs. Oregon (1/10/2011)
16	73	4:50	South Carolina (9/25/2010)
16	84	7:40	Georgia Tech (10/20/1984)
16	82	7:26	Ole Miss (10/29/2005)
16	76	6:14	at Tennessee (12/4/2004)
16	73	7:35	vs. Ole Miss (11/6/1976)
16	71	5:42	UT-Chattanooga (9/21/1974)
16	65	7:58	Louisiana Tech (10/11/1997)
16	61	8:31	LSU (9/16/2006)
16	59	8:00	Georgia (11/13/1982)
16	55	7:09	vs. Alabama (11/27/1987)

By Yards

Yards	Plays	Time	Opponent
96	8	4:05	at Clemson (10/12/1970)
94	10	4:02	Ole Miss (10/29/2005)
88	14	4:40	vs. Penn State (1/1/1996)
87	14	4:48	at TCU (9/13/1980)
86	17	10:55	ULM (10/1/2016)
84	16	7:40	Georgia Tech (10/20/1984)
83	12	4:48	Baylor (9/18/1976)
83	8	1:08	Penn State (9/17/2022)
82	16	7:26	Ole Miss (10/29/2005)
82	13	6:05	at Georgia (11/11/1995)
82	9	5:03	Florida (10/13/2001)
82	8	3:13	Kansas (9/12/1987)
82	7	2:46	at Georgia (11/12/2005)

By Time of Possession

Time	Plays	Yards	Opponent
10:55	17	86	ULM (10/1/2016)
9:37	14	67	at Tennessee (11/9/2013)
9:00	19	67	Florida (11/4/1989)
8:31	16	61	LSU (9/16/2006)
8:15	15	58	Ole Miss (9/8/2001)
8:15	14	55	Tulane (9/7/2019)
8:03	14	53	Florida Atlantic (10/26/2013)
8:00	16	59	Georgia (11/13/1982)
7:58	16	65	Louisiana Tech (10/11/1997)
7:58	14	62	at LSU (10/25/2003)
7:57	13	49	vs. Purdue (12/28/2018)
7:52	17	70	Georgia Tech (10/21/1972)
7:41	10	56	Western Carolina (10/12/2013)
7:41	15	34	Arkansas (11/2/1996)
7:40	16	84	Georgia Tech (10/20/1984)
7:37	14	64	at Ole Miss (10/6/1984)

GAMES MISSING:

1979 vs. Tennessee
 1980 vs. Georgia; vs. Florida
 1982 vs. Mississippi State; vs. Florida
 1984 vs. Florida
 1986 vs. Texas A&M
 1987 vs. Mississippi State
 1988 vs. Syracuse (Sugar Bowl)

Specialty Touchdowns/Safeties

Auburn's Defensive Touchdowns

11/8/1969	Larry Willingham	Mississippi St.	24 yd INT	11:39, 2nd
9/26/1970	Larry Willingham	Tennessee	52 yd INT	2:58, 2nd
9/18/1971	David Langner	Chattanooga	88 yd INT	13:36, 3rd
10/23/1971	Mike Flynn	Clemson	17 yd fumble	5:42, 2nd
10/20/1973	Chris Vacarella	at Georgia Tech	0 yd fumble	14:49, 4th
9/21/1974	David Williams	Tennessee-Chatt.	27 yd INT	6:28, 2nd
9/23/1978	Charles Wood	at Virginia Tech	0 yd fumble	12:14, 4th
11/4/1978	Frank Warren	at Florida	0 yd fumble	4:14, 1st
9/22/1979	Jerry Beasley	Southern Miss.	38 yd INT	10:42, 1st
10/8/1983	David King	at Kentucky	40 yd INT	13:50, 2nd
11/5/1983	Donnie Humphrey	Maryland	0 yd fumble	0:09, 4th
10/13/1984	Ed Graham	at Florida State	60 yd fumble	14:43, 3rd
12/27/1984	Kevin Porter	Arkansas	35 yd INT	1:17, 1st
10/12/1985	Kevin Porter	Florida State	33 yd INT	4:26, 4th
10/12/1985	Ron Stallworth	Florida State	22 yd INT	4:04, 4th
11/9/1985	Tom Powell	East Carolina	52 yd INT	1:25, 3rd
10/4/1986	Nate Hill	Western Carolina	0 yd fumble	2:57, 2nd
10/4/1986	Malcolm McCary	Western Carolina	25 yd INT	12:27, 4th
10/11/1986	Kurt Crain	at Vanderbilt	0 yd fumble	13:54, 1st
11/8/1986	Kevin Porter	Cincinnati	42 yd INT	8:50, 4th
10/17/1987	Kurt Crain	at Georgia Tech	0 yd fumble	3:19, 2nd
10/17/1987	Aundray Bruce	at Georgia Tech	45 yd INT	0:00, 4th
10/24/1987	Kurt Crain	Mississippi St.	33 yd INT	14:15, 3rd
9/15/1990	Dennis Wallace	at Ole Miss	36 yd INT	0:24, 4th
9/21/1991	Corey Barlow	at Texas	INT	3:07, 1st
9/28/1991	Fred Smith	at Tennessee	21 yd INT	14:19, 4th
9/12/1992	Randy Hart	Samford	21 yd INT	10:09, 2nd
10/2/1993	Brian Robinson	at Vanderbilt	45 yd INT	1:21, 1st
10/16/1993	Calvin Jackson	Florida	96 yd INT	0:55, 1st
10/30/1993	Brian Robinson	at Arkansas	35 yd INT	14:00, 3rd
11/13/1993	Chris Shelling	at Georgia	73 yd INT	7:05, 3rd
9/17/1994	Chris Shelling	LSU	0 yd fumble	7:34, 2nd
9/17/1994	Ken Alvis	LSU	42 yd INT	12:14, 4th
9/17/1994	Fred Smith	LSU	32 yd INT	11:08, 4th
9/17/1994	Brian Robinson	LSU	41 yd INT	1:55, 4th
9/29/1994	Ken Alvis	Kentucky	37 yd INT	4:19, 2nd
9/29/1994	Mike Pelton	Kentucky	0 yd fumble	8:40, 3rd
10/14/1995	Anthony Harris	Florida	20 yd fumble	0:25, 1st
9/14/1996	Jayson Bray	at Ole Miss	34 yd INT	5:22, 2nd
10/12/1996	Dan Evans	at Mississippi St.	36 yd INT	11:06, 2nd
11/23/1996	Brad Ware	Alabama	34 yd INT	2:16, 2nd
9/4/1997	Ryan Taylor	at Virginia	25 yd INT	14:46, 3rd
10/11/1997	Takeo Spikes	Louisiana Tech	65 yd INT	4:19, 1st
10/25/1997	Marcus Washington	at Arkansas	13 yd fumble	0:41, 1st
10/10/1998	Leonardo Carson	at Mississippi St.	21 yd INT	0:43, 3rd
11/6/1999	Alex Lincoln	Central Florida	20 yd INT	2:04, 4th
9/14/2002	Karlos Dansby	Vanderbilt	7 yd fumble	5:58, 1st
9/14/2002	Spencer Johnson	Vanderbilt	27 yd fumble	12:32, 4th
11/1/2003	Kevin Hobbs	Louisiana-Monroe	20 yd INT	13:29, 2nd
10/9/2004	Carlos Rogers	Louisiana Tech	53 yd INT	3:23, 2nd
10/23/2004	Kevis Burnham	Kentucky	15 yd fumble	5:01, 4th
9/10/2005	Will Herring	Mississippi State	7 yd fumble	7:54, 3rd
11/12/2005	Karibi Dede	at Georgia	15 yd fumble	9:28, 4th
10/14/2006	Patrick Lee	Florida	20 yd fumble	0:00, 4th
9/1/2007	Antonio Coleman	Kansas State	34 yd fumble	1:11, 4th
9/22/2007	Pat Sims	New Mexico State	21 yd fumble	7:33, 1st
11/3/2007	Walter McFadden	Tennessee Tech	93 yd INT	10:21, 4th
8/30/2008	Michael Goggans	Louisiana-Monroe	9 yd fumble	12:08, 1st
9/20/2008	Gabe McKenzie	LSU	24 yd INT	1:31, 2nd

9/27/2008	Jake Ricks	Tennessee	0 yd fumble	7:06, 2nd
9/12/2009	Antonio Coleman	Mississippi State	20 yd INT	2:21, 1st
9/19/2009	Craig Steven	West Virginia	15 yd INT	3:41, 4th
10/31/2009	Walter McFadden	Ole Miss	29 yd INT	11:25, 3rd
1/1/2010	Walter McFadden	vs. Northwestern	100 yd INT	4:37, 1st
12/4/2010	T'Sharvan Bell	South Carolina	10 yd INT	7:23, 3rd
10/16/2010	Zac Etheridge	Arkansas	47 yd fumble	9:44, 4th
9/10/2011	Demetruce McNeal	Mississippi State	43 yd INT	11:39, 1st
9/24/2011	Jermaine Whitehead	Florida Atlantic	25 yd INT	13:34, 3rd
11/26/2011	Kenneth Carter	Alabama	0 yd fumble	:04, 1st
11/3/2012	Daren Bates	New Mexico State	62 yd fumble	2:58, 3rd
11/17/2012	Trent Fisher	Alabama A&M	60 yd INT	2:38, 4th
10/5/2013	Robenson Therezie	Ole Miss	78 yd INT	1:39, 1st
8/30/2014	Jermaine Whitehead	Arkansas	33 yd INT	2:39, 3rd
9/5/2015	Justin Garrett	vs. Louisville	82 yd fumble	6:54, 2nd
11/21/2015	Johnathan Ford	Idaho	48 yd INT	6:47, 2nd
10/8/2016	Montravius Adams	at Mississippi State	13 yd fumble	1:45, 2nd
9/30/2017	Javaris Davis	Mississippi State	37 yd INT	10:42, 4th
11/18/2017	Nick Ruffin	ULM	45 yd INT	7:09, 4th
9/8/2018	Daniel Thomas	Alabama State	29 yd INT	1:00, 1st
11/17/2018	Darrell Williams	Liberty	26 yd INT	7:29, 1st
12/28/2018	Big Kat Bryant	vs. Purdue	20 yd INT	12:29, 2nd
11/30/2019	Smoke Monday	Alabama	29 yd INT	5:36, 2nd
11/30/2019	Zakoby McClain	Alabama	100 yd INT	6:31, 3rd
10/31/2020	Christian Tutt	LSU	20 yd fumble	5:27, 2nd
11/21/2020	Smoke Monday	Tennessee	100 yd INT	2:21, 3rd
9/11/2021	Roger McCreary	Alabama State	35 yd INT	6:25, 3rd
9/25/2021	Smoke Monday	Georgia State	36 yd INT	0:31, 4th
10/16/2021	Marcus Harris	Arkansas	0 yd fumble	7:19, 3rd
11/19/22	D.J. James	Western Kentucky	0 yd INT	6:15, 4th

Auburn's Blocked Kick Touchdowns

10/7/1961	John McGeever	Kentucky	82 yd FG	
11/8/1969	Don Webb	Mississippi State	30 yd punt	8:08, 2nd
12/2/1972	David Langner	vs. Alabama	25 yd punt	5:30, 4th
12/2/1972	David Langner	vs. Alabama	20 yd punt	1:34, 4th
9/22/1973	Roger Mitchell	UT-Chattanooga	4 yd punt	9:48, 1st
10/19/1974	Pat Jones	Georgia Tech	42 yd punt	4:11, 1st
9/20/1975	Kim Sellers	at Baylor	56 yd punt	2:32, 1st
10/17/1981	Christopher Martin	at Georgia Tech	77 yd FG	10:46, 4th
10/13/1990	Larry Young	Vanderbilt	punt	7:27, 2nd
9/9/1995	Larry Melton	UT-Chattanooga	6 yd punt	2:15, 3rd
9/25/1999	Rashaud Walker	Ole Miss	0 yd punt	:09, 2nd
9/30/2000	Casinious Moore	Vanderbilt	0 yd punt	9:55, 2nd
11/1/2003	Justin Fetsko	ULM	0 yd punt	9:22, 2nd
10/14/2006	Tre Smith	Florida	15 yd punt	10:51, 3rd
10/17/2009	Neiko Thorpe	Kentucky	69 yd FG	7:25, 1st
11/4/2017	Malik Miller	at Texas A&M	0 yd punt	0:20, 2nd
9/8/2018	Devan Barrett	Alabama State	10 yd punt	7:42, 1st
10/11/2020	Barton Lester	Arkansas	0 yd punt	4:32, 1st
9/11/2021	Nehemiah Pritchett	Alabama State	80 yd FG	6:14, 2nd
9/25/2021	Barton Lester	Georgia State	0 yd punt	4:44, 3rd

Specialty Touchdowns/Safeties/Overtime

Auburn's Kick/Punt Return Touchdowns

11/7/1908	Lewis Hardage	at Georgia Tech	110 yd KOR	
10/10/1953	Bobby Duke	at Mississippi State	100 yd KOR	
10/10/1959	James Pettus	Kentucky	88 yd KOR	
10/8/1960	Jimmy Burson	UT-Chattanooga	100 yd KOR	
9/20/1969	Larry Willingham	Wake Forest	70 yd PR	9:47, 2nd
10/3/1970	Wallace Clark	at Kentucky	84 yd KOR	9:53, 3rd
9/21/1974	Mike Fuller	UT-Chattanooga	55 yd PR	:00, 1st
	Mike Fuller	UT-Chattanooga	63 yd PR	13:22, 3rd
11/9/1974	Mike Fuller	Mississippi State	52 yd PR	0:21, 2nd
10/25/1975	Rick Neel	at Florida State	92 yd KOR	10:28, 3rd
9/20/1980	James Brooks	Duke	94 yd KOR	5:24, 3rd
10/25/1980	Sam Dejarnette	Mississippi State	100 yd KOR	14:46, 3rd
9/24/1983	Trey Gainous	at Tennessee	81 yd PR	13:17, 4th
11/17/1983	Mike Fuller	at Georgia	96 yd KOR	4:41, 2nd
9/22/1984	Brent Fullwood	Southern Miss	96 yd KOR	4:48, 3rd
9/22/1984	Trey Gainous	Southern Miss	46 yd PR	2:59, 4th
9/12/1987	Freddie Weygand	Kansas	69 yd PR	:55, 1st
10/13/1990	Shayne Wasden	Vanderbilt	72 yd PR	8:56, 2nd
9/14/1991	Thomas Bailey	Ole Miss	83 yd PR	:25, 2nd
10/5/1996	Robert Baker	South Carolina	79 yd PR	5:00, 2nd
9/16/2000	Tim Carter	LSU	100 yd KOR	6:23, 3rd
9/17/2005	Brad Lester	Ball State	93 yd KOR	8:40, 3rd
8/30/2008	Robert Dunn	ULM	66 yd PR	:04, 1st
10/11/2008	Tristan Davis	Arkansas	97 yd KOR	6:33, 1st
11/8/2008	Tristan Davis	UT-Martin	95 yd KOR	14:46, 1st
11/14/2009	Demond Washington	at Georgia	99 yd KOR	14:11, 4th
10/30/2010	Demond Washington	at Ole Miss	95 yd KOR	2:26, 2nd
9/3/2011	Tre Mason	Utah State	97 yd KOR	7:46, 2nd
11/26/2011	Onterio McCalebb	Alabama	83 yd KOR	14:49, 3rd
9/8/2012	Onterio McCalebb	at Mississippi State	100 yd KOR	14:46, 3rd
8/31/2013	Tre Mason	Washington State	100 yd KOR	7:46, 2nd
11/9/2013	Chris Davis	at Tennessee	85 yd PR	9:51, 2nd
11/9/2013	Corey Grant	at Tennessee	90 yd KOR	14:45, 3rd
11/30/2013	Chris Davis	Alabama	109 miss FG	0:00, 4th
9/6/2014	Quan Bray	San Jose' State	55 yd PR	10:02, 2nd
9/27/2014	Quan Bray	Louisiana Tech	76 yd PR	13:21, 4th
9/22/2018	Noah Igbinoghene	Arkansas	96 yd KOR	9:05, 3rd
1/1/2020	Noah Igbinoghene	vs. Minnesota	96 yd KOR	6:23, 1st

Auburn's Safeties

12/30/1974	Team	Texas	6:38, 2nd
11/8/1975	Team	Mississippi St.	7:53, 1st
9/11/1976	Team	at Arizona	3:03, 3rd
10/6/1979	Team	North Carolina St.	5:59, 3rd
11/17/1979	Frank Warren	at Georgia	10:22, 1st
8/27/1984	Tom Powell	Miami	0:56, 2nd
9/29/1984	Team	Tennessee	11:50, 2nd
11/10/1984	Team	Cincinnati	10:55, 2nd
1/1/1987	Tracy Rocker	Southern Cal.	8:35, 4th
10/22/1988	Team	Mississippi St.	8:37, 2nd
11/25/1988	Ron Stallworth	Alabama	3:18, 1st
9/15/1990	Bennie Pierce	at Ole Miss	10:05, 1st
11/20/1993	Jason Miska	Alabama	6:52, 2nd
9/3/1994	Dell McGee	at Ole Miss	1:12, 2nd
9/13/1997	Ryan Taylor	Ole Miss	9:39, 4th
10/4/1997	Team	at South Carolina	13:47, 4th
10/24/1998	Charles Dorsey	Louisiana Tech	7:43, 2nd
9/30/2000	Team	Vanderbilt	12:57, 4th

11/2/2002	Team	Ole Miss	9:44, 3rd
9/25/2004	Team	The Citadel	1:20, 1st
10/14/2006	Team	Florida	10:14, 2nd
10/11/2008	Team	Arkansas	
9/26/2009	Josh Bynes	Ball State	12:53, 2nd
1/20/2011	Mike Blanc	vs. Oregon	3:26, 2nd
12/31/2011	Team	vs. Virginia	1:57, 3rd
11/17/2012	Team	Alabama A&M	8:30, 4th
10/1/2016	Gary Walker	ULM	0:31, 4th
11/17/2018	Jordyn Peters	Liberty	6:45, 1st
9/4/21	Team	Akron	11:06, 3rd

Auburn in Overtime

Auburn OT Record: 9-9

Home: 7-4 Road: 0-4 Neutral: 2-1

SEC: 2-7 Non-Conference: 7-2

11/16/96	GEORGIA (4OT)	L, 56-49
9/25/99	OLE MISS	L, 24-27
11/11/00	GEORGIA	W, 29-26
10/20/01	LOUISIANA TECH	W, 48-41
9/28/02	SYRACUSE (3OT)	W, 37-34
10/19/02	at Florida	L, 30-23
10/22/05	at LSU	L, 20-17
9/8/07	SOUTH FLORIDA	L, 26-23
12/31/07	vs. Clemson*	W, 23-20
1/1/10	vs. Northwestern^	W, 38-35
9/18/10	CLEMSON	W, 27-24
9/15/12	ULM	W, 31-28
1/1/15	vs. Wisconsin^	L, 34-31
9/12/15	JACKSONVILLE STATE	W, 27-20
10/24/15	at Arkansas (4OT)	L, 54-46
11/27/21	ALABAMA (4OT)	L, 22-24
9/24/22	MISSOURI	W, 17-14
11/5/22	at Mississippi State	L, 39-33

Auburn OT Records

First OT Game in SEC History:	Auburn vs. Georgia, 1996
Most OT Periods:	4, vs. Georgia, 1996; at Arkansas, 2015; Alabama, 2021
Most OT Points Scored:	22 at Arkansas, 2015
Most Rushing Yards:	52, Peyton Barber at Arkansas, 2015
Most Passing Yards:	45, Dameyune Craig vs. Georgia, 1996
Most Receiving Yards:	23, Karsten Bailey vs. Georgia, 1996

All games 1 OT unless noted

Home Games All Caps

* Chick-fil-A Bowl

^ Outback Bowl

Two-Point Conversions

Date	Opponent	Play	Successful?	Date	Opponent	Play	Successful?
11/30/1968	Alabama	Loran Carter run	No	8/31/1991	Georgia Southern	Tony Amason pass to Victor Hall	Yes
9/20/1969	Wake Forest	Buddy McClinton run	No	8/31/1991	Georgia Southern	Stan White pass to Herbert Casey	Yes
11/1/1969	Florida	Unknown	No	10/5/1991	Southern Miss	Stan White pass failed	No
11/1/1969	Florida	Pat Sullivan pass failed	No	10/12/1991	Vanderbilt	Otis Mounds run	Yes
11/1/1969	Florida	Pat Sullivan pass failed	No	10/26/1991	Mississippi State	Joe Frazier run	Yes
9/19/1970	Southern Miss	Pat Sullivan pass failed	No	9/19/1992	LSU	Stan White pass to Orlando Parker	Yes
11/28/1970	Alabama	Pat Sullivan pass intercepted	No	10/24/1992	Louisiana Lafayette	Stan White pass failed	No
9/18/1971	Chattanooga	Dave Beck run	No	10/31/1992	Arkansas	Stan White pass to Derrick Dorn	Yes
10/30/1971	Florida	Tommy Lowry run	No	9/3/1994	Ole Miss	Patrick Nix pass complete but short	No
1/1/1972	Oklahoma	Dave Beck run	Yes	10/15/1994	Florida	pass incomplete	No
10/28/1972	Florida State	Dave Beck pass failed	No	11/4/1994	East Carolina	Patrick Nix pass to Fred Beasley	Yes
9/15/1973	Oregon State	Randy Walls run	Yes	9/2/1995	Ole Miss	Patrick Nix pass failed	No
11/3/1973	Florida	Randy Walls pass to Thomas Gossom	Yes	9/2/1995	Ole Miss	Patrick Nix pass to Robert Baker	Yes
9/28/1974	Tennessee	Phil Gargis pass to Dan Nugent	Yes	10/14/1995	Florida	Dameyune Craig rush	No
11/29/1974	Alabama	Phil Gargis pass failed	No	10/14/1995	Florida	Dameyune Craig rush	No
12/30/1974	Texas	Phil Gargis pass to Dan Nugent	Yes	10/14/1995	Florida	Dameyune Craig rush	No
10/11/1975	Kentucky	Phil Gargis pass to Ed Butler	Yes	10/28/1995	Arkansas	Patrick Nix pass to Errick Lowe	Yes
10/9/1976	Memphis	Phil Gargis run	Yes	10/28/1995	Arkansas	Patrick Nix pass	No
10/9/1976	Memphis	Phil Gargis pass failed	No	9/21/1996	LSU	Jon Cooley pass intercepted	No
11/6/1976	Mississippi State	Pass failed	No	11/9/1996	ULM	Dameyune Craig pass to Kevin McLeod	Yes
9/17/1977	Southern Miss	Dixon tackled on bad snap	No	12/31/1996	Army	Dameyune Craig pass	Yes
10/8/1977	North Carolina St.	Pass failed	No	12/31/1996	Army	Dameyune Craig pass	No
9/23/1978	Virginia Tech	Charlie Trotman pass failed	No	11/22/1997	Alabama	Dameyune Craig pass	No
9/23/1978	Virginia Tech	Charlie Trotman pass failed	No	1/2/1998	Clemson	Dameyune Craig pass	No
9/30/1978	Tennessee	Charlie Trotman pass failed	No	1/2/1998	Clemson	Dameyune Craig pass	No
10/7/1978	Miami	Charlie Trotman pass to Mark Robbins	Yes	9/4/1999	Appalachian State	Ben Leard pass to Markeith Cooper	Yes
11/18/1978	Georgia	Charlie Trotman pass to Mark Robbins	Yes	10/19/2002	Florida	Jason Campbell rush	Yes
9/15/1979	Kansas State	James Brooks run	Yes	10/19/2002	Florida	Jason Campbell rush	Yes
9/15/1979	Kansas State	Charlie Trotman pass to Mark Robbins	Yes	11/2/2002	Ole Miss	Jason Campbell pass to Tre Smith	Yes
10/6/1979	North Carolina St.	Joe Cribbs run	Yes	1/1/2003	Penn State	Jason Campbell pass	No
10/27/1979	Wake Forest	Joe Cribbs run	Yes	11/22/2003	Alabama	Jason Campbell rush	Yes
11/3/1979	Florida	Pass Interference	No	9/11/2004	Mississippi State	Sam Rives rush	Yes
11/17/1979	Georgia	Charlie Trotman pass to Mark Robbins	Yes	10/16/2004	Arkansas	Jason Campbell pass to Ben Obomanu	Yes
11/17/1979	Georgia	Joe Cribbs run	No	11/11/2006	Georgia	Brandon Cox pass to Lee Guess	Yes
12/1/1979	Alabama	Charlie Trotman run	No	11/18/2006	Alabama	Carl Stewart pass to Lee Guess	Yes
12/1/1979	Alabama	Joe Cribbs pass intercepted	No	10/10/2009	Arkansas	Chris Todd pass	No
11/9/1980	Alabama	George Peoples run	Yes	8/31/2013	Washington State	Ryan White rush	Yes
11/15/1980	Georgia	Charles Thomas run	No	9/14/2013	Mississippi State	Ryan White pass to Brandon Fulse	Yes
11/15/1980	Georgia	Joe Sullivan pass to Ed West	Yes	10/5/2013	Ole Miss	Ryan White pass failed	No
10/10/1981	LSU	Joe Sullivan pass failed	No	10/12/2013	Western Carolina	Ryan White run failed	No
11/14/1981	Georgia	Willie Howell run	No	11/16/2013	Georgia	Jonathan Wallace pass failed	No
9/25/1982	Tennessee	Bo Jackson run	Yes	11/29/2014	Alabama	Nick Marshall rush	Yes
11/27/1982	Alabama	Randy Campbell run	No	10/24/2015	Arkansas	Sean White pass to Melvin Ray	Yes
12/18/1982	Boston College	Mike Mann pass	No	9/16/2016	Texas A&M	John Franklin pass failed	No
9/24/1983	Tennessee	Tommie Agee	Yes	11/25/2017	Alabama	Jarrett Stidham pass failed	No
9/24/1983	Tennessee	Randy Campbell pass failed	No	9/1/2018	Washington	Malik Willis rush failed	No
9/15/1984	Texas	Pat Washington run	Yes	9/1/2018	Washington	Chandler Cox pass failed	No
9/15/1984	Texas	Run	No	11/30/2019	Alabama	Bo Nix pass to Shedrick Jackson	Yes
9/29/1984	Tennessee	Pat Washington run	No	9/26/2020	Kentucky	Grant Loy pass to John Samuel Shenker	Yes
10/13/1984	Florida State	Pass	No	10/18/2020	South Carolina	Grant Loy pass failed	No
10/13/1984	Florida State	Run	No	10/24/2020	Ole Miss	Ben Patton rush failed	No
12/1/1984	Alabama	Bo Jackson run	Yes	10/24/2020	Ole Miss	Bo Nix pass to Seth Williams	Yes
12/27/1984	Arkansas	Pat Washington run	Yes	12/12/2020	Mississippi State	Bo Nix pass to Ze'Vian Capers	Yes
9/14/1985	Southern Miss	Jeff Burger run	No	1/1/2021	Northwestern	Bo Nix pass failed	No
9/28/1985	Tennessee	Curtis Stewart run	Yes	9/25/21	Georgia State	Kobe Hudson pass from T.J. Finley	Yes
9/28/1985	Tennessee	Bobby Walden pass failed	No	11/13/21	Mississippi State	Bo Nix pass failed	No
9/28/1985	Tennessee	Bobby Walden run	No	11/27/21	Alabama/OT3	John Samuel Shenker pass from T.J. Finley	Yes
11/30/1985	Alabama	Pat Washington pass failed	No	9/17/22	Penn State	Robby Ashford rush failed	No
1/1/1986	Texas A&M	Brent Fullwood run	No	11/5/22	Mississippi State	Robby Ashford pass to Shenker failed	No
11/15/1986	Georgia	Jeff Burger sacked	No	11/5/22	Mississippi State	Robby Ashford pass failed	No
10/31/1987	Florida	Jeff Burger pass complete but short	No	11/5/22	Mississippi State	Robby Ashford rush	Yes
9/30/1989	Tennessee	Stacy Danley run	Yes				
10/21/1989	Florida State	Reggie Slack pass to Stacy Danley	Yes				
9/15/1990	Ole Miss	James Joseph run	Yes				
9/29/1990	Tennessee	Stan White pass failed	No				

Quarterback Starting Debuts

Year	Quarterback	Class	First Game	Result	Rushing	Passing	Career Record			Pct.
							W	L	T	
1969	Pat Sullivan	So.	*WAKE FOREST	W 57-0	4-52, 2td	9-7-0, 98, 2td	26	7	0	.788
1972	Randy Walls	So.	*Mississippi State	W 14-3	14-54, 0td	9-4-0, 38, 0td	9	3	0	.750
1972	Wade Whatley	So.	Colorado	W 24-3	13- 20, 1td	6-3-0, 42, 0td	4	2	0	.667
1973	Chris Vacarella	Fr.	HOUSTON	W 7-0	18-44, 1td	4-1-0, 10, 0td	2	1	0	.667
1974	Phil Gargis	So.	*Louisville	W 16-3	11-100, 2td	10-4-2, 42, 0td	18	15	1	.544
1977	John Crane	Sr.	*ARIZONA	W 21-10	7-0, 0td	12-4-0, 69, 0td	3	4	0	.429
1977	Charlie Trotman	So.	FLORIDA	W 29-14	8-4, 0td	14-9-0, 177, 1td	17	8	1	.673
1980	Joe Sullivan	So.	at TCU	W 10-7	9-17, 0td	7-5-0, 52, 1td	7	8	0	.467
1980	Charles Thomas	Jr.	TENNESSEE	L 0-42	14-5, 0td	9-6-0, 46, 0td	3	4	0	.429
1981	Ken Hobby	Fr.	FLORIDA	W 14-12	20-50, 0td	5-2-1, 30, 0td	1	1	0	.500
1982	Randy Campbell	Jr.	*WAKE FOREST	W 28-10	5-27, 0td	18-9-0, 95, 0td	20	4	0	.833
1984	Mike Mann	Sr.	*Miami	L 18-20	2-4, 0td	2-0-0, 0, 0td	2	2	0	.500
1984	Pat Washington	Jr.	Texas	L 27-35	0-0, 0td	27-15-1, 226, 0td	14	5	0	.737
1985	Jeff Burger	So.	*SW LOUISIANA	W 49-7	2-3, 0td	2- 1-0, 31, 0td	18	4	2	.760
1987	Reggie Slack	So.	Mississippi State	W 38-7	3-(-5),0td	17-11-0, 185, 3td	22	4	0	.846
1990	Stan White	RFr.	*CAL ST.-FULLERTON	W 38-17	2-(-9),0td	35-21-0, 324, 4td	29	14	2	.667
1994	Patrick Nix	Jr.	*Ole Miss	W 22-17	8-11, 1td	20-7-2, 83, 1td	17	5	1	.761
1996	Dameyune Craig	Jr.	*UAB	W 29-0	12-6, 0td	32-18-2, 183, 0td	18	7	0	.720
1998	Ben Leard	So.	*VIRGINIA	L 0-19	4-(-7), 0td	25-11-1, 146, 0td	13	11	0	.542
1998	Gabe Gross	Fr.	Mississippi State	L 21-38	12-7, 0td	15-4-2, 58, 1td	3	4	0	.429
1999	Jeff Klein	RFr.	Tennessee	L 0-24	3-(-17), 0td	29-15-4, 147, 0td	1	3	0	.250
2001	Jason Campbell	RFr.	*BALL STATE	W 30-0	5-17, 1td	28-16-0, 214, 1td	31	9	0	.775
2001	Daniel Cobb	Sr.	LOUISIANA TECH	W 48-41	1-3, 0td	48-28-4, 381, 5td	6	5	0	.546
2005	Brandon Cox	So.	*GEORGIA TECH	L 14-23	4-(-35),0td	44-22-4, 342, 2td	27	9	0	.750
2005	Blake Field	RFr.	W. KENTUCKY	W 37-14	4-3, 0td	22-13-0, 200, 3td	1	0	0	.000
2007	Kodi Burns	Fr.	NEW MEXICO ST.	W 55-20	7-20, 0td	5-1-0, 58, 1td	3	5	0	.375
2008	Chris Todd	Jr.	SOUTHERN MISS	W 27-13	2-(-11), 0td	31-21-0, 248, 0td	11	7	0	.611
2010	Cam Newton	Jr.	*ARKANSAS ST.	W 52-26	15-171, 2td	14-9-0, 186, 3td	14	0	0	1.000
2011	Barrett Trotter	Jr.	*UTAH STATE	W 42-38	5-(-9), 0td	23-17-0, 261, 3td	5	2	0	.714
2011	Clint Moseley	So.	LSU	L 10-45	9-(-44), 0td	20-12-1, 145, 0td	3	6	0	.333
2012	Kiehl Frazier	So.	*Clemson	L 17-28	9-(-9), 0td	27-11-1, 194, 1td	1	4	0	.200
2012	Jonathan Wallace	Fr.	NEW MEXICO ST.	W 42-7	3-9, 0td	16-9-1, 164, 1td	2	2	0	.500
2013	Nick Marshall	Jr.	*WASHINGTON ST.	W 31-24	9-27, 0td	19-10-0, 99, 0td	18	7	0	.720
2013	Jeremy Johnson	Fr.	WESTERN CAROLINA	W 62-3	3-26, 0td	21-17-1, 201, 4td	7	4	0	.636
2015	Sean White	RFr.	MISSISSIPPI STATE	L 9-17	11-29, 0td	20-28-1, 188, 0td	9	7	0	.563
2016	John Franklin III	Jr.	VANDERBILT	W 23-16	7-59, 0td	2-4-0, 9, 0td	1	0	0	1.000
2017	Jarrett Stidham	So.	*GA SOUTHERN	W 41-7	9-17, 1td	14-24-1, 185, 2td	10	4	0	.714
2019	Bo Nix	Fr.	*vs. Oregon	W 27-21	7-42, 0td	13-31-2, 177, 2td	21	13	0	.618
2021	T.J. Finley	So.	South Carolina	L 17-21	6-7, 0td	17-32-0, 188, 1td	2	4	0	.333
2022	Robby Ashford	RFr.	Missouri	W 17-14/OT	15-46, 1td	12-18-0, 127, 0td	3	6	0	.333

*season opener

Career Quarterback Records (since 1969)

Starts

Player	Starts
1. Stan White (1990-93).....	45
2. Jason Campbell (2001-04).....	40
3. Brandon Cox (2004-07).....	36
4. Phil Gargis (1974-76).....	34
Bo Nix (2019-21).....	34
5. Pat Sullivan (1969-71).....	33
6. Jarrett Stidham (2017-18).....	27
7. Reggie Slack (1986-89).....	26
Charlie Trotman (1977-79).....	26
9. Dameyune Craig (1994-97).....	25
Nick Marshall (2013-14).....	25
11. Bo Nix (2019-20).....	24
Ben Leard (1997-00).....	24
Jeff Burger (1984-87).....	24
Randy Campbell (1981-83).....	24

Victories

Player	Wins
1. Jason Campbell (2001-04).....	31
2. Stan White (1990-93).....	29
3. Brandon Cox (2004-07).....	27
4. Pat Sullivan (1969-71).....	26
5. Reggie Slack (1986-89).....	22
6. Bo Nix (2019-21).....	21
7. Randy Campbell (1981-83).....	20
8. Dameyune Craig (1994-97).....	18
Jeff Burger (1984-87).....	18
Phil Gargis (1974-76).....	18
Nick Marshall (2013-14).....	18
Jarrett Stidham (2017-18).....	18

Winning Percentage

Player	Record	Pct.
1. Cam Newton (2010).....	14-0	1.000
2. Reggie Slack (1986-89).....	22-4	.846
3. Randy Campbell (1981-83).....	20-4	.833
4. Pat Sullivan (1969-71).....	26-7	.788
5. Jason Campbell (2001-04).....	31-9	.775
6. Patrick Nix (1992-95).....	17-5-1	.761
7. Jeff Burger (1984-87).....	18-4-2	.760
8. Brandon Cox (2004-07).....	27-9	.750
Randy Walls (1972-73).....	9-3	.750
10. Pat Washington (1983-85).....	14-5	.737
11. Dameyune Craig (1994-97).....	18-7	.720
Nick Marshall (2013-14).....	18-7	.720
13. Barrett Trotter (2011).....	5-2	.714
14. Charlie Trotman (1977-79).....	17-8-1	.673
15. Stan White (1990-93).....	29-14-2	.667
Jarrett Stidham (2017-18).....	18-9	.667
17. Jeremy Johnson (2013-16).....	7-4	.636
18. Bo Nix (2019-21).....	21-13	.618
19. Chris Todd (2008-09).....	11-7	.611
20. Sean White (2015-16).....	9-7	.563
21. Daniel Cobb (2000-03).....	6-5	.546
22. Phil Gargis (1974-76).....	18-15-1	.544
23. Ben Leard (1997-2000).....	13-11	.542
24. Mike Mann (1982-84).....	2-2	.500
Jonathan Wallace (2012).....	2-2	.500
26. Joe Sullivan (1980-81).....	7-8	.467
27. Gabe Gross (1998).....	3-4	.429
Charles Thomas (1979-81).....	3-4	.429
Joe Crane (1977).....	3-4	.429

Yearly Leaders

All-Purpose Yards

Year	Player	Rush	Rec	KOR	PR	Yards
1966	Freddie Hyatt	19	475	245	0	739
1967	Freddie Hyatt	15	553	381	0	949
1968	Mike Currier	211	137	374	0	722
1969	Mickey Zofko	565	143	194	0	902
1970	Terry Beasley	95	1051	0	0	1146
1971	Terry Beasley	13	846	0	0	859
1972	Terry Henley	843	33	58	0	934
1973	Mike Fuller	0	0	420	381	*827
1974	Secdrick McIntyre	839	0	0	0	839
1975	Rick Neel	4	0	489	129	622
1976	Joe Cribbs	171	59	490	80	800
1977	James Brooks	467	121	654	72	1314
1978	Joe Cribbs	1205	30	17	84	1336
1979	James Brooks	1208	15	577	0	1800
1980	James Brooks	1314	63	226	56	1659
1981	Lionel James	561	39	0	0	600
1982	Lionel James	779	56	73	394	1302
1983	Bo Jackson	1213	73	163	0	1449
1984	Brent Fullwood	628	30	509	0	1167
1985	Bo Jackson	1786	73	0	0	1859
1986	Brent Fullwood	1391	46	75	0	1512
1987	Lawyer Tillman	-1	600	0	0	599
1988	Stacy Danley	877	128	0	0	1005
1989	James Joseph	817	227	59	0	1103
1990	Herbert Casey	-8	439	348	11	790
1991	Thomas Bailey	-6	76	591	526	1187
1992	James Bostic	819	130	0	0	949
1993	James Bostic	1205	40	0	0	1245
1994	Stephen Davis	1263	92	0	0	1355
1995	Stephen Davis	1068	128	0	0	1196
1996	Robert Baker	4	526	454	230	1214
1997	Tyrone Goodson	0	906	0	0	906
1998	Clifton Robinson	-14	672	198	87	943
1999	Ronney Daniels	0	1068	0	0	1068
2000	Rudi Johnson	1567	70	0	0	1637
2001	Carnell Williams	614	140	190	0	944
2002	Ronnie Brown	1008	166	0	15	1189
2003	Carnell Williams	1307	20	51	269	1647
2004	Carnell Williams	1165	152	150	251	1718
2005	Kenny Irons	1293	164	0	2	1459
2006	Kenny Irons	893	78	0	0	971
2007	Ben Tate	903	144	36	0	1083
2008	Ben Tate	664	90	11	0	765
2009	Ben Tate	1362	105	139	0	1606
2010	Cam Newton	1473	42	0	0	1515
2011	Onterio McCalebb	641	344	388	0	1323
2012	Onterio McCalebb	570	132	523	0	1225
2013	Tre Mason	1816	163	395	0	2374
2014	Cameron Artis-Payne	1608	147	0	0	1755
2015	Peyton Barber	1017	112	0	0	1129
2016	Kerryon Johnson	895	125	267	0	1287
2017	Kerryon Johnson	1391	194	0	0	1585
2018	JaTarvious Whitlow	787	173	0	80	1040
2019	JaTarvious Whitlow	763	106	0	0	869
2020	Tank Bigsby	834	84	306	0	1224
2021	Tank Bigsby	1099	184	0	0	1283
2022	Jarquez Hunter	668	224	0	302	1194

* - includes 26 yards in interception returns

Interceptions

Year	Player	Int	Yards	Avg
1960	Bryant Harvard	*6	113	18.8
1961	Jimmy Burson	*4	74	18.5
1962	Billy Edge	2	63	31.5
	George Rose	2	27	13.5
	David Rawson	2	5	2.5
1963	Tucker Frederickson	4	31	7.9
1964	N/A			
1965	Bill Cody	2	51	25.5
	Jack Thornton	2	4	2.0
1966	Four tied with	2		
1967	Buddy McClinton	4	39	9.7
1968	Donald Webb	6	45	7.5
1969	Buddy McClinton	*9	92	10.2
1970	Dave Beck	6	57	9.5
1971	Johnny Simmons	4	30	7.5
1972	David Langner	8	156	19.5
1973	Roger Mitchell	6	83	14.0
	Jim McKinney	6	48	8.0
1974	Jim McKinney	5	66	13.2
1975	Kim Sellers	2	38	19.0
1976	Danny Arnold	2	1	0.5
1977	James McKinney	*5	49	9.8
1978	Clifford Toney	5	36	7.2
1979	James McKinney	4	67	16.8
1980	Clifford Toney	5	23	4.6
1981	David King	3	44	14.6
1982	David King	6	63	10.5
1983	David King	2	40	20.0
	Jimmie Warren	2	28	14.0
	Victor Beasley	2	11	5.5
1984	John Dailey	2	13	6.5
	Jonathan Robinson	2	1	0.5
1985	Tommie Powell	6	114	19.0
1986	Chip Powell	5	94	18.8
	Alvin Briggs	5	7	1.4
1987	Kurt Crain	5	38	7.6
1988	Greg Staples	5	16	3.2
1989	John Wiley	3	0	0.0
1990	Dennis Wallace	4	39	9.8
1991	Corey Barlow	4	32	8.0
	Fred Smith	4	32	8.0
1992	Chris Shelling	4	0	0.0
1993	Brian Robinson	5	131	26.2
1994	Brian Robinson	*8	140	17.5
1995	Seven tied with	1		
1996	Brad Ware	4	83	20.8
	Jayson Bray	4	41	10.3
1997	Brad Ware	4	74	18.5
1998	Brad Ware	3	0	0.0
	Jayson Bray	3	11	3.7
	Larry Casher	3	32	10.7
1999	Larry Casher	5	117	23.4
2000	Rodney Crayton	5	15	3.0
2001	Karlos Dansby	*5	41	8.2
2002	Carlos Rogers	4	48	12.0
	Travaris Robinson	4	64	16.0
2003	Kevin Hobbs	3	33	11.0
	Will Herring	3	0	0.0
2004	Junior Rosegreen	*6	48	8.0
2005	Eight tied with	1		
2006	Eric Brock	2	26	13.0
	Will Herring	2	16	8.0
	David Irons	2	0	0.0
2007	Jerraud Powers	4	35	8.8
	Patrick Lee	4	34	8.5
2008	Josh Bynes	3	33	11.0
2009	Walter McFadden	6	154	25.7
2010	Zac Etheridge	3	52	17.3
	Josh Bynes	3	33	11.0
	Demond Washington	3	1	0.3

Yearly Leaders

2011	Neiko Thorpe	3	66	22.0
2012	Trent Fisher	1	60	60.0
	Daren Bates	1	12	12.0
2013	Robenson Therezie	4	99	24.8
2014	Jonathan Jones	6	6	1.0
	Jermaine Whitehead	6	57	9.5
2015	Carlton Davis	3	0	0.0
2016	Joshua Holsey	3	47	15.7
2017	Javaris Davis	2	37	18.5
2018	Four tied with	2		
2019	Three tied with	2		
2020	Roger McCreary	3	63	21.0
2021	Roger McCreary	2	35	17.5
	Bydarrius Knighten	2	0	0.0
2022	Jaylin Simpson	2	14	7.0

Tackles

Year	Player	Solo	Asst	TT
1976	Freddie Smith	76	49	125
1977	Freddie Smith	114	79	193
1978	Harris Rabren	63	47	110
1979	Freddie Smith	105	57	162
1980	Chris Martin	82	42	124
1981	Danny Skutack	77	48	125
1982	Gregg Carr	73	52	125
1983	Gregg Carr	91	45	136
1984	Ben Thomas	66	75	141
1985	Tracy Rocker	52	41	93
1986	Kurt Crain	85	71	156
1987	Kurt Crain	87	81	168
1988	Quentin Riggins	61	59	120
1989	Quentin Riggins	78	87	165
1990	James Willis	67	56	123
1991	Darrel Crawford	76	77	153
1992	James Willis	73	53	126
1993	Jason Miska	68	57	125
1994	Anthony Harris	63	53	116
1995	Marcellus Mostella	62	66	128
1996	Takeo Spikes	75	44	119
1997	Takeo Spikes	93	43	136
1998	Leonardo Carson	50	40	90
1999	Alex Lincoln	45	47	92
2000	Alex Lincoln	50	27	77
2001	Dontarrious Thomas	60	62	122
2002	Mark Brown	31	66	97
2003	Karlos Dansby	50	34	84
2004	Travis Williams	58	22	80
2005	Will Herring	34	35	69
2006	Will Herring	45	27	72
2007	Josh Thompson	32	35	67
2008	Zac Etheridge	38	37	75
2009	Josh Bynes	61	43	104
2010	Josh Bynes	36	37	73
2011	Daren Bates	59	45	104
2012	Daren Bates	39	55	94
2013	Cassanova McKinzy	43	32	75
2014	Johnathan Ford	62	31	93
2015	Johnathan Ford	68	50	118
2016	Tray Matthews	43	33	76
2017	Deshaun Davis	37	45	82
2018	Deshaun Davis	57	59	116
2019	Jeremiah Dinson	57	31	88
2020	Zakoby McClain	57	56	113
2021	Zakoby McClain	56	40	96
2022	Owen Pappoe	51	40	91

Punt Return Yardage

Year	Player	No	Yards	Avg
1966	Bobby Beard	29	266	9.3
1967	Jimmy Carter	38	473	12.4
1968	Donald Webb	26	178	6.8
1969	Buddy McClinton	19	204	10.7
1970	Larry Willingham	22	277	12.6
1971	James Owens	3	185	61.7
1972	David Langner	12	165	13.8
1973	Mike Fuller	20	381	19.1
1974	Mike Fuller	30	502	16.7
1975	Rick Neel	20	129	6.5
1976	Joe Cribbs	10	80	8.0
1977	James Brooks	10	72	7.2
1978	Joe Cribbs	11	84	7.6
1979	Joe Cribbs	20	145	7.3
1980	Darryl Wilks	9	77	8.6
1981	Chuck Clanton	9	90	10.0
1982	Lionel James	25	394	15.7
1983	Trey Gainous	15	170	11.3
1984	Trey Gainous	32	277	8.7
1985	Trey Gainous	31	267	8.6
1986	Trey Gainous	27	237	8.9
1987	Freddy Weygand	13	180	13.8
1988	Shayne Wasden	27	199	7.4
1989	Shayne Wasden	26	216	8.3
1990	Shayne Wasden	29	302	10.4
1991	Thomas Bailey	42	528	12.6
1992	Thomas Bailey	28	274	9.8
1993	Thomas Bailey	27	210	7.8
1994	Thomas Bailey	28	158	5.6
1995	Robert Baker	25	233	9.3
1996	Robert Baker	23	230	10.0
1997	Markeith Cooper	14	142	10.1
1998	Clifton Robinson	13	87	6.7
1999	Markeith Cooper	17	171	10.1
2000	Clifton Robinson	24	169	7.0
2001	Joe Walkins	15	167	11.1
2002	Roderick Hood	36	417	11.6
2003	Tre Smith	36	327	9.1
2004	Carnell Williams	22	251	11.4
2005	Tre Smith	26	203	7.8
2006	Robert Dunn	22	120	5.5
2007	Robert Dunn	32	301	9.4
2008	Robert Dunn	15	240	*16.0
2009	Philip Pierre-Louis	11	49	4.5
2010	Quindarius Carr	19	108	5.7
2011	Quan Bray	13	96	7.4
2012	Quan Bray	16	136	8.5
2013	Chris Davis	17	318	*18.7
2014	Quan Bray	15	272	*18.1
2015	Marcus Davis	15	179	11.9
2016	Marcus Davis	10	71	7.1
2017	Stephen Roberts	17	115	6.8
2018	Ryan Davis	22	217	9.9
2019	Christian Tutt	23	313	13.6
2020	Eli Stove	4	30	7.5
	Christian Tutt	3	30	10.0
2021	Demetris Robertson	13	89	6.8
2022	Keionte Scott	14	134	9.6

* - SEC Leader

Yearly Leaders

Kickoff Return Yardage

Year	Player	No	Yards	Avg
1966	Larry Ellis	.11	246	22.4
1967	Freddie Hyatt	.17	381	22.4
1968	Mark Currier	.16	374	23.3
1969	Mickey Zofko	.8	194	24.2
1970	Wallace Clark	.6	185	30.8
1971	James Owens	.9	254	28.2
1972	David Langner	.13	369	28.4
1973	Mike Fuller	.16	420	26.3
1974	Rick Neel	.9	195	21.7
1975	Rick Neel	.17	478	28.1
1976	Joe Cribbs	.21	490	23.3
1977	James Brooks	.27	654	24.2
1978	James Brooks	.12	269	22.4
1979	James Brooks	.21	577	27.5
1980	James Brooks	.8	226	28.3
1981	Clayton Beauford	.18	389	21.6
1982	Bo Jackson	.7	154	21.3
1983	Bo Jackson	.7	163	23.3
1984	Brent Fullwood	.22	509	23.1
1985	Brent Fullwood	.10	197	19.7
1986	Tommy Agee	.10	215	21.5
1987	Freddy Weygand	.9	194	21.6
1988	Alexander Wright	.10	226	22.6
1989	Alexander Wright	.5	180	36.0
1990	Herbert Casey	.15	348	23.2
1991	Thomas Bailey	.24	591	24.6
1992	Thomas Bailey	.11	209	19.0
1993	Thomas Bailey	.26	504	19.4
1994	Thomas Bailey	.13	217	16.7
1995	Robert Baker	.25	525	21.0
1996	Robert Baker	.21	454	21.6
1997	Markeith Cooper	.20	477	23.9
1998	Markeith Cooper	.18	447	24.8
1999	Travaris Robinson	.14	316	22.6
2000	Tim Carter	.19	461	24.3
2001	Roderick Hood	.18	323	17.9
2002	Roderick Hood	.21	416	19.8
2003	Devin Aromashodu	.15	290	19.3
2004	Carnell Williams	.8	150	18.8
2005	Devin Aromashodu	.20	485	24.2
2006	Tristan Davis	.28	756	*27.0
2007	Mario Fannin	.19	399	21.0
2008	Tristan Davis	.24	657	*27.4
2009	Demond Washington	.16	497	*31.1
2010	Demond Washington	.46	1117	*24.3
2011	Tre Mason	.24	633	*26.4
2012	Onterio McCalebb	.23	523	22.7
2013	Tre Mason	.15	395	*26.3
2014	Corey Grant	.18	403	22.4
2015	Johnathan Ford	.15	429	28.6
2016	Kerryon Johnson	.12	267	22.2
2017	Noah Igbinoehene	.24	571	23.8
2018	Noah Igbinoehene	.11	311	28.3
2019	Noah Igbinoehene	.9	317	35.2
2020	Tank Bigsby	.13	306	*23.5
2021	Nehemiah Pritchett	.10	313	31.3
2022	Jarquez Hunter	.14	302	21.6

* - SEC Leader

Passing Yards

Year	Player	Att	Comp	Pct	Int	TD	Yards
1947	Travis Tidwell	94	43	.457	9	3	571
1948	Travis Tidwell	56	25	.446	8	1	476
1949	Travis Tidwell	105	49	.467	5	4	811
1950	William Tucker	92	41	.446	8	0	414
1951	Allan Parks	149	67	.450	12	4	839
1952	Dudley Spence	135	68	.504	16	8	833
1953	Bobby Freeman	85	42	.494	6	4	603
1954	Bobby Freeman	96	54	.563	10	6	865
1955	Howell Tubbs	49	28	.571	3	5	471
1956	Howell Tubbs	61	34	.557	2	5	514
1957	Lloyd Nix	60	33	.550	7	4	542
1958	Lloyd Nix	98	49	.500	7	4	682
1959	Bobby Hunt	36	15	.417	3	1	234
1960	Bryant Harvard	59	36	.610	3	1	493
1961	Bobby Hunt	119	55	.462	8	5	737
1962	Mailon Kent	121	59	.488	6	2	748
1963	Jimmy Sidle	136	53	.390	10	5	706
1964	Joseph Campbell	53	30	.566	4	1	422
1965	Alex Bowden	127	59	.465	15	9	941
1966	Larry Blakeney	95	45	.474	5	3	491
1967	Loran Carter	178	86	.478	17	9	1307
1968	Loran Carter	248	112	.451	21	14	1487
1969	Pat Sullivan	257	123	.479	16	16	1686
1970	Pat Sullivan	*281	167	.594	12	17	2586
1971	Pat Sullivan	281	162	.577	11	20	2012
1972	Randy Walls	97	46	.474	7	5	736
1973	Wade Whatley	53	29	.558	4	1	340
1974	Phil Gargis	81	35	.432	7	5	518
1975	Phil Gargis	94	37	.394	9	2	400
1976	Phil Gargis	166	80	.482	13	7	1118
1977	John Crane	108	43	.398	10	4	679
1978	Charlie Trotman	111	53	.477	9	3	760
1979	Charlie Trotman	131	58	.443	6	8	875
1980	Joe Sullivan	118	64	.542	8	6	772
1981	Joe Sullivan	65	28	.431	4	3	370
1982	Randy Campbell	158	81	.513	2	7	1061
1983	Randy Campbell	142	78	.549	3	5	873
1984	Pat Washington	171	77	.450	9	4	1202
1985	Pat Washington	142	78	.549	3	5	873
1986	Jeff Burger	222	126	.568	11	9	1671
1987	Jeff Burger	267	178	.667	9	13	2066
1988	Reggie Slack	*279	168	.602	11	9	2230
1989	Reggie Slack	252	148	.587	10	11	1996
1990	Stan White	338	180	.533	14	14	2242
1991	Stan White	317	158	.498	14	8	1927
1992	Stan White	305	157	.515	16	5	1790
1993	Stan White	271	164	.605	8	13	2057
1994	Patrick Nix	299	169	.565	7	13	2206
1995	Patrick Nix	331	201	.607	9	15	2574
1996	Dameyune Craig	310	169	.545	10	16	2296
1997	Dameyune Craig	403	216	.536	13	18	3277
1998	Gabe Gross	197	88	.447	12	7	1222
1999	Ben Leard	157	111	.707	1	12	1423
2000	Ben Leard	319	193	.605	10	12	2158
2001	Daniel Cobb	158	89	.563	7	7	1165
2002	Jason Campbell	149	94	.631	5	11	1215
2003	Jason Campbell	293	181	.618	8	10	2267
2004	Jason Campbell	270	188	.696	7	20	2700
2005	Brandon Cox	306	177	.578	8	15	2324
2006	Brandon Cox	271	163	.601	9	14	2198
2007	Brandon Cox	188	316	.595	13	9	2080
2008	Kodi Burns	179	94	.525	7	2	1050
2009	Chris Todd	328	198	.604	6	22	2612
2010	Cam Newton	280	185	.661	7	30	2854
2011	Barrett Trotter	167	92	.551	6	11	1184
2012	Kiehl Frazier	116	62	.534	8	2	753
2013	Nick Marshall	239	142	.594	6	14	1976
2014	Nick Marshall	293	178	.608	7	20	2532
2015	Sean White	143	83	.580	4	1	1166

Yearly Leaders

2016	Sean White	208	133	.639	3	9	1679
2017	Jarrett Stidham	370	246	.665	6	18	3158
2018	Jarrett Stidham	369	224	.607	5	18	2794
2019	Bo Nix	377	217	.576	6	16	2542
2020	Bo Nix	357	214	.599	7	12	2415
2021	Bo Nix	323	197	.610	3	11	2294
2022	Robby Ashford	250	123	.492	7	7	1613

2018	Arryn Siposs	56	2476	17	44.2
2019	Arryn Siposs	61	2674	16	43.8
2020	Oscar Chapman	28	1148	8	41.0
2021	Oscar Chapman	57	2515	23	44.1
2022	Oscar Chapman	55	2413	18	43.9

* - SEC leader

Punting

Year	Player	No	Yards	I20	Avg
1960	Joe Dolan	55	2021	N/A	36.7
1961	Robert Davis	55	2034	N/A	36.9
1962	Jon Kilgore	56	2257	N/A	40.3
1963	Jon Kilgore	51	2106	N/A	*41.3
1964	Jon Kilgore	56	2268	N/A	40.5
1965	Tommy Lunceford	52	2108	N/A	40.5
1966	Tommy Lunceford	60	2471	N/A	41.2
1967	Tommy Lunceford	59	2438	N/A	41.3
1968	Connie Frederick	78	2933	N/A	37.6
1969	Connie Frederick	55	2086	N/A	37.9
1970	David Beverly	38	1486	N/A	39.1
1971	David Beverly	48	1926	N/A	40.1
1972	David Beverly	72	2878	N/A	40.0
1973	Roger Pruett	79	3086	N/A	39.0
1974	Clyde Baumgartner	48	1794	N/A	37.5
1975	Clyde Baumgartner	49	2004	N/A	*40.9
1976	Clyde Baumgartner	56	2288	N/A	40.9
1977	Skip Johnston	55	2243	N/A	40.8
1978	Skip Johnston	67	2857	N/A	42.6
1979	Skip Johnston	50	2120	N/A	42.4
1980	Alan Bollinger	56	2185	N/A	39.0
1981	Alan Bollinger	65	2752	N/A	42.3
1982	Lewis Colbert	70	2841	N/A	40.6
1983	Lewis Colbert	55	2251	N/A	40.9
1984	Lewis Colbert	62	2477	N/A	40.0
1985	Lewis Colbert	57	2610	N/A	*45.8
1986	Brian Shulman	49	2161	N/A	44.1
1987	Brian Shulman	58	2358	N/A	40.7
1988	Brian Shulman	50	2061	N/A	41.2
1989	Richie Nell	34	1268	N/A	37.3
1990	Richie Nell	58	2101	N/A	36.2
1991	Thery George	60	2207	N/A	36.8
1992	Terry Daniel	65	2771	N/A	42.6
1993	Terry Daniel	51	2393	N/A	*46.9
1994	Terry Daniel	53	2358	9	*44.5
1995	Matt Hawkins	40	1604	15	40.1
1996	Jaret Holmes	48	2017	3	42.0
1997	Jaret Holmes	62	2659	20	42.9
1998	Jeremy Zills	71	2846	13	40.1
1999	Damon Duval	57	2443	13	42.9
2000	Damon Duval	65	2811	12	43.2
2001	Damon Duval	51	2244	17	44.0
2002	Damon Duval	54	2344	13	43.4
2003	Kody Bliss	64	2748	21	42.9
2004	Kody Bliss	47	1989	18	42.3
2005	Kody Bliss	44	1975	13	*44.9
2006	Kody Bliss	47	2149	13	*45.7
2007	Ryan Shoemaker	49	2080	16	42.4
2008	Clinton Durst	70	2947	18	42.1
2009	Clinton Durst	64	2612	21	40.8
2010	Ryan Shoemaker	32	1254	10	39.2
2011	Steven Clark	72	2941	33	40.8
2012	Steven Clark	70	2783	15	39.8
2013	Steven Clark	56	2385	26	42.6
2014	Daniel Carlson	41	1724	9	42.0
2015	Kevin Phillips	55	2254	17	41.0
2016	Kevin Phillips	45	1902	14	42.3
2017	Aidan Marshall	43	1693	8	39.4

Receptions

Year	Player	Rec	Yards	Avg	TD
1947	John Liptak	12	126	10.5	0
1948	Erk Russell	10	198	19.8	1
1949	Erk Russell	25	454	18.2	2
1950	Fred Duart	20	250	12.5	0
	Lee Hayley	20	187	9.4	0
1951	Lee Hayley	33	306	9.3	2
1952	Lee Hayley	24	395	16.5	6
1953	Jim Pyburn	25	379	15.2	3
1954	Jim Pyburn	*28	460	16.4	4
1955	Jimmy Phillips	14	272	19.4	1
1956	Jimmy Phillips	23	383	16.7	4
1957	Jimmy Phillips	15	357	23.8	4
1958	Jerry Wilson	16	207	12.9	0
1959	Leo Sexton	8	75	9.4	0
1960	Joe Leichtnam	10	131	13.1	1
1961	Dave Edwards	25	372	14.9	3
1962	Howard Simpson	24	301	12.5	2
1963	George Rose	15	202	13.5	4
1964	Tucker Frederickson	14	101	7.2	0
1965	Freddie Hyatt	21	368	17.5	2
1966	Freddie Hyatt	33	475	14.4	4
1967	Freddie Hyatt	34	553	16.3	6
1968	Tim Christian	47	623	13.3	7
1969	Terry Beasley	34	610	17.94	6
1970	Terry Beasley	52	1051	20.2	11
1971	Terry Beasley	*55	846	15.4	12
1972	Sandy Cannon	11	191	17.4	0
1973	Rett Davis	12	112	9.3	0
1974	Thomas Gossom	20	294	14.7	3
1975	Jeff Gilligan	23	421	18.3	3
1976	Chris Vacarella	15	353	23.5	2
1977	Byron Franklin	13	389	30.0	3
1978	Rusty Byrd	14	220	15.7	1
1979	Byron Franklin	19	373	19.6	3
1980	Byron Franklin	32	598	18.7	9
1981	Chris Woods	13	213	16.4	1
1982	Chris Woods	21	406	19.3	2
1983	Ed West	16	189	11.8	0
1984	Freddy Weygand	32	796	24.9	3
1985	Freddy Weygand	19	367	19.3	1
1986	Lawyer Tillman	35	730	20.9	6
1987	Duke Donaldson	43	398	9.3	1
1988	Freddy Wegand	38	577	15.2	3
1989	Alexander Wright	30	714	23.8	6
1990	Greg Taylor	46	650	14.1	7
1991	Fred Baxter	28	391	14.0	2
1992	Orlando Parker	31	438	14.1	3
1993	Frank Sanders	48	842	17.5	6
1994	Frank Sanders	58	910	15.7	7
1995	Willie Gosha	58	668	11.5	0
1996	Karsten Bailey	45	592	13.2	3
1997	Karsten Bailey	53	840	15.8	7
1998	Karsten Bailey	43	651	15.1	7
1999	Ronney Daniels	56	1068	19.1	9
2000	Ronney Daniels	34	378	11.1	3
2001	Tim Carter	35	570	16.3	3
2002	Marcel Willis	31	417	13.5	1
2003	Jeris McIntyre	41	621	15.1	3

Yearly Leaders

2004	Courtney Taylor	43	737	17.1	6
2005	Ben Obomanu	33	357	10.8	5
2006	Courtney Taylor	54	704	13.0	2
2007	Rodgeriqu Smith	52	705	13.6	5
2008	Rodgeriqu Smith	30	332	11.1	1
2009	Darvin Adams	60	997	16.6	10
2010	Darvin Adams	52	963	18.5	7
2011	Emory Blake	36	613	17.0	5
2012	Emory Blake	50	789	15.8	3
2013	Sammie Coates	42	902	*21.5	7
2014	D'haquille Williams	45	730	16.2	5
2015	Ricardo Louis	46	716	15.6	3
2016	Tony Stevens	31	487	15.7	3
2017	Ryan Davis	84	815	9.7	5
2018	Ryan Davis	69	546	7.9	1
2019	Seth Williams	59	830	14.1	8
2020	Anthony Schwartz	54	636	11.8	3
2021	Kobe Hudson	44	580	13.2	4
2022	Tank Bigsby	30	180	6.0	0

* - SEC leader

1992	James Bostic	186	819	4.4	5
1993	James Bostic	199	*1205	6.1	12
1994	Stephen Davis	221	*1263	5.7	13
1995	Stephen Davis	180	1068	5.9	14
1996	Rusty Williams	80	439	5.5	4
1997	Rusty Williams	77	277	3.6	4
1998	Michael Burks	152	483	3.2	0
1999	Heath Evans	93	357	3.5	2
2000	Rudi Johnson	324	*1567	4.8	13
2001	Carnell Williams	120	614	5.1	6
2002	Ronnie Brown	175	1008	5.8	13
2003	Carnell Williams	241	1307	5.4	17
2004	Carnell Williams	239	1165	4.9	12
2005	Kenny Irons	256	*1293	5.1	13
2006	Kenny Irons	198	893	4.5	4
2007	Ben Tate	202	903	4.5	8
2008	Ben Tate	159	664	4.2	3
2009	Ben Tate	263	1362	5.2	10
2010	Cam Newton	264	1473	5.6	20
2011	Michael Dyer	242	1242	5.1	10
2012	Tre Mason	171	1002	5.9	8
2013	Tre Mason	317	*1816	5.7	*23
2014	Cameron Artis-Payne	303	*1608	5.3	13
2015	Peyton Barber	238	1017	4.3	13
2016	Kamryn Pettway	209	*1224	5.9	7
2017	Kerryon Johnson	285	*1391	4.9	18
2018	Ja'Tarvious Whitlow	150	787	5.2	6
2019	Ja'Tarvious Whitlow	156	763	4.9	10
2020	Tank Bigsby	138	834	6.0	5
2021	Tank Bigsby	223	1099	4.9	10
2022	Tank Bigsby	179	970	5.4	10

* - SEC leader

Rushing

Year	Player	Att	Yards	Avg	TD
1947	Billy Ball	44	157	3.6	
1948	Russell Inman	97	227	2.0	
1949	Charlie Langner	111	405	3.6	
1950	Jim McGowen	57	225	3.9	
1951	Homer Williams	148	721	4.9	
1952	Charles Hataway	114	433	3.8	
1953	Fob James	73	482	6.6	
1954	Joe Childress	148	*836	5.6	
1955	Fob James	123	*879	7.1	
1956	Tommy Lorino	*82	*692	8.4	
1957	Tommy Lorino	78	443	5.7	1
1958	Tommy Lorino	67	349	5.2	3
1959	Bobby Hunt	98	552	5.6	
1960	Ed Dyas	89	451	5.1	2
1961	Larry Rawson	121	448	3.7	3
1962	Jimmy Sidle	61	398	6.5	4
1963	Jimmy Sidle	185	*1006	5.4	10
1964	Tucker Frederickson	129	571	4.4	5
1965	Tom Bryan	133	561	4.2	5
1966	Richard Plagge	110	420	3.8	0
1967	Al Giffen	121	392	3.2	5
1968	Dwight Hurston	110	349	3.1	2
1969	Mickey Zofko	119	565	4.7	5
1970	Wallace Clark	86	422	4.9	5
1971	Tommy Lowry	87	499	5.7	6
1972	Terry Henley	216	*843	3.9	10
1973	Secdrick McIntyre	64	315	4.9	4
1974	Secdrick McIntyre	170	839	4.9	6
1975	Phil Gargis	162	658	4.1	2
1976	Phil Gargis	142	534	3.7	9
1977	Joe Cribbs	161	872	5.4	4
1978	Joe Cribbs	253	*1205	4.8	16
1979	James Brooks	163	*1208	7.4	10
1980	James Brooks	261	1314	5.0	9
1981	Lionel James	111	561	5.1	1
1982	Bo Jackson	127	829	6.5	9
1983	Bo Jackson	158	1213	7.7	12
1984	Brent Fullwood	117	628	5.4	7
1985	Bo Jackson	278	*1786	6.4	17
1986	Brent Fullwood	167	*1391	8.3	10
1987	Stacy Danley	94	468	5.0	1
1988	Stacy Danley	179	877	4.9	7
1989	James Joseph	172	817	4.8	4
1990	Stacy Danley	103	430	4.2	2
1991	Joe Frazier	140	651	4.7	4

Yearly Leaders

Scoring

Year	Player	TD	PAT	2PAT	FG	Pts
1960	Ed Dyas	2	12	0	13	63
1961	Bobby Hunt	6	0	0	0	36
	Woody Woodall	0	19	1	5	36
1962	Woody Woodall	0	17	0	8	41
1963	Jimmy Sidle	10	0	0	0	60
1964	Tucker Frederickson	5	0	0	0	30
1965	Tom Bryan	5	0	1	0	32
1966	Jimmy Jones	0	11	0	7	32
1967	John Riley	0	16	0	9	43
1968	John Riley	0	25	0	12	61
1969	John Riley	0	39	0	10	69
1970	Terry Beasley	12	0	0	0	*72
1971	Terry Beasley	12	0	0	0	72
1972	Terry Henley	11	0	0	0	66
1973	Roger Pruett	0	17	0	4	29
1974	Phil Gargis	6	0	0	0	36
	Secdrick McIntyre	6	0	0	0	36
1975	Neil O'Donoghue	0	13	0	12	49
1976	Phil Gargis	9	0	1	0	56
1977	Jorge Portela	0	19	0	15	64
1978	Joe Cribbs	16	0	1	0	*98
1979	Joe Cribbs	15	0	2	0	*94
1980	James Brooks	11	0	0	0	66
1981	Al Del Greco	0	21	0	9	48
1982	Al Del Greco	0	26	0	13	65
1983	Bo Jackson	14	0	0	0	84
1984	Robert McGinty	0	31	0	12	67
1985	Bo Jackson	17	0	0	0	*102
1986	Chris Knapp	0	49	0	10	79
1987	Win Lyle	0	32	0	15	77
1988	Win Lyle	0	36	0	14	78
1989	Win Lyle	0	27	0	16	75
1990	Jim Von Wyl	0	27	0	17	78
1991	Jim Von Wyl	0	18	0	15	63
1992	Scott Etheridge	0	20	0	22	86
1993	Scott Etheridge	0	45	0	12	81
1994	Matt Hawkins	0	40	0	13	79
1995	Stephen Davis	17	0	0	0	*102
1996	Jaret Holmes	0	43	0	13	82
1997	Jaret Holmes	0	36	0	14	78
1998	Rob Bironas	0	18	0	12	54
1999	Damon Duval	1	23	0	9	56
2000	Rudi Johnson	13	0	0	0	78
2001	Damon Duval	0	28	0	16	76
2002	Ronnie Brown	14	0	0	0	84
2003	Carnell Williams	17	0	0	0	102
2004	John Vaughn	0	51	0	12	87
2005	John Vaughn	0	50	0	12	86
2006	John Vaughn	0	34	0	20	94
2007	Wes Byrum	0	35	0	17	86
2008	Wes Byrum	0	22	0	11	55
2009	Wes Byrum	0	54	0	15	99
2010	Cam Newton	21	0	0	0	126
2011	Cody Parkey	0	41	0	13	80
2012	Cody Parkey	0	27	0	11	60
2013	Tre Mason	25	0	0	0	*150
2014	Daniel Carlson	0	57	0	18	111
2015	Daniel Carlson	0	40	0	23	109
2016	Daniel Carlson	1	44	0	28	*134
2017	Daniel Carlson	0	57	0	23	126
2018	Anders Carlson	0	44	0	15	89
2019	Anders Carlson	0	48	0	18	102
2020	Anders Carlson	0	24	0	20	84
2021	Anders Carlson	0	35	0	14	77
2022	Tank Bigsby	10	0	0	0	60

* - SEC leader

Total Offense

Year	Player	Rush	Pass	Plays	Yards	TD
1960	Bryant Harvard	226	494	128	720	3
1961	Bobby Hunt	347	703	219	1050	8
1962	Jimmy Sidle	394	746	197	1140	8
1963	Jimmy Sidle*	1006	706	321	1712	15
1964	Tucker Frederickson	576	0	129	576	5
1965	Alex Bowden	120	941	191	1061	9
1966	Larry Blakeney	111	491	173	602	5
1967	Loran Carter*	66	1307	249	1373	13
1968	Loran Carter	-47	1487	296	1440	15
1969	Pat Sullivan	205	1686	313	1891	23
1970	Pat Sullivan*	270	2586	333	2856	26
1971	Pat Sullivan*	84	2012	328	2096	22
1972	Randy Walls	189	736	220	925	9
1973	Wade Whatley	32	340	106	372	3
1974	Phil Gargis	687	518	232	1205	11
1975	Phil Gargis	658	400	256	1058	4
1976	Phil Gargis	534	1118	308	1652	16
1977	Joe Cribbs	872	0	161	872	4
1978	Joe Cribbs	1205	74	257	1279	16
1979	James Brooks	1208	0	163	1208	10
1980	James Brooks	1314	0	262	1314	9
1981	Lionel James	561	0	112	561	1
1982	Randy Campbell	284	1061	275	1345	10
1983	Bo Jackson	1213	0	158	1213	12
1984	Pat Washington	186	1202	252	1388	6
1985	Bo Jackson	1786	0	279	1786	17
1986	Jeff Burger	-98	1671	248	1573	10
1987	Jeff Burger	-180	2066	305	1886	13
1988	Reggie Slack	-17	2230	318	2213	11
1989	Reggie Slack	3	1996	307	1999	13
1990	Stan White	-109	2242	376	2133	14
1991	Stan White	-3	1927	374	1924	12
1992	Stan White	-17	1790	381	1773	8
1993	Stan White	33	2057	350	2090	17
1994	Patrick Nix	59	2206	340	2265	19
1995	Patrick Nix	64	2574	379	2638	18
1996	Dameyune Craig	207	2296	433	2503	24
1997	Dameyune Craig	0	3277	499	3277	22
1998	Gabe Gross	97	1222	267	1319	9
1999	Ben Leard	-75	1186	134	1111	13
2000	Ben Leard	-87	2158	352	2071	15
2001	Jason Campbell	72	1117	188	1189	6
2002	Jason Campbell	206	1215	221	1421	14
2003	Jason Campbell	-1	2267	366	2266	11
2004	Jason Campbell	30	2700	328	2730	23
2005	Brandon Cox	-125	2324	350	2199	15
2006	Brandon Cox	-177	2198	322	2021	15
2007	Brandon Cox	-96	2080	363	1984	11
2008	Kodi Burns	411	1050	277	1461	7
2009	Chris Todd	-116	2612	372	2496	22
2010	Cam Newton	1473	2854	544	4327	50
2011	Barrett Trotter	62	1184	203	1246	11
2012	Tre Mason	1002	0	171	1002	8
2013	Nick Marshall	1068	1976	411	3044	26
2014	Nick Marshall	798	2532	446	3330	31
2015	Sean White	35	1166	173	1201	1
2016	Sean White	163	1679	263	1842	11
2017	Jarrett Stidham	153	3158	473	3311	22
2018	Jarrett Stidham	1	2794	441	2795	21
2019	Bo Nix	313	2542	474	2855	23
2020	Bo Nix	388	2415	465	2803	19
2021	Bo Nix	168	2294	380	2462	15
2022	Robby Ashford	710	1613	402	2323	14

* - SEC leader

Auburn Offense Year-By-Year Team Statistics

Year	G	First Downs			Rushing		Avg. Att.	Game Yds	TDs	Rank		Passing			Yds	Pct	Avg. Game	TDs	Rank		
		Tot.	Rush	Pass	Pen	Att.				Yds	SEC	NCAA	C	-A					-I	SEC	NCAA
1950	10	—	—	—	—	392	902	2.3	90.2	—	—	—	—	74	-169	-15	754	43.78	75.4	—	—
1951	10	—	—	—	—	—	—	—	—	—	—	—	—	—	—	—	—	—	—	—	—
1952	10	—	—	—	—	470	1341	2.9	134.1	—	—	—	—	78	-158	-19	1004	49.36	100.4	10	—
1953	10	150	101	47	2	467	2255	4.8	225.5	28	—	—	—	70	-140	-9	1143	50.00	114.3	6	—
1954	10	174	132	41	1	507	2496	4.9	249.6	29	—	—	—	67	-127	-10	995	52.75	99.5	6	—
1955	10	152	120	27	5	464	2413	5.2	241.3	23	—	—	—	44	-85	-5	708	51.76	70.8	5	—
1956	10	182	130	44	8	515	2760	5.4	276.0	17	—	—	—	73	-155	-9	989	47.09	98.9	8	—
1957	10	128	98	25	5	526	2153	4.1	215.3	22	—	—	—	49	-111	-11	731	44.14	73.1	5	—
1958	10	153	96	56	1	470	1983	4.2	198.3	14	—	—	—	86	-179	-14	1211	48.04	121.1	11	—
1959	10	118	96	20	22	460	2167	4.7	216.7	18	—	—	—	37	-110	-14	504	33.63	50.4	4	—
1960	10	110	77	31	2	457	1763	3.9	176.3	9	—	—	—	53	-104	-14	805	50.96	80.5	6	—
1961	10	129	75	50	4	412	1436	3.5	143.6	12	—	—	—	77	-161	-17	1001	47.82	100.1	8	—
1962	10	159	75	79	5	401	1471	3.7	147.1	15	—	—	—	122	-258	-15	1512	47.28	151.2	6	—
1963	10	140	89	42	9	443	1869	4.2	186.9	14	—	—	—	63	-151	-10	798	41.72	79.8	7	—
1964	10	144	91	42	11	441	1747	4.0	174.7	14	—	—	—	72	-155	-11	912	46.45	91.2	2	—
1965	10	—	—	—	—	383	1349	3.5	134.9	9	—	—	—	96	-213	-21	1408	45.07	140.8	10	—
1966	10	—	—	—	—	416	1325	3.2	132.5	5	—	—	—	71	-151	-14	896	47.01	89.6	5	—
1967	10	147	64	71	12	441	1281	2.9	128.1	16	—	—	—	112	-241	-19	1737	46.47	173.7	13	—
1968	10	136	47	68	20	412	1065	2.6	106.5	9	—	—	—	126	-285	-25	1675	44.21	167.5	15	—
1969	10	211	105	91	15	471	2241	4.8	224.1	27	—	—	—	146	-294	-17	1992	49.65	199.2	18	—
1970	10	210	94	110	6	373	1965	5.3	196.5	26	—	—	—	181	-311	-12	2885	58.19	288.5	17	—
1971	10	204	80	108	16	350	1445	4.1	144.5	17	—	—	—	180	-316	-13	2277	56.96	227.7	24	—
1972	10	135	99	31	5	552	1818	3.3	181.8	16	—	—	—	50	-105	-7	784	47.61	78.4	5	—
1973	11	137	96	30	11	541	1678	3.1	152.5	16	—	—	—	58	-136	-10	629	42.64	57.2	2	—
1974	11	197	157	29	11	647	3087	4.8	280.6	23	—	—	—	43	-104	-10	625	41.34	56.8	6	—
1975	11	151	116	22	13	539	2309	4.3	209.9	13	—	—	—	56	-130	-13	731	43.07	66.5	4	—
1976	11	177	105	56	16	567	2261	4.0	205.5	16	—	—	—	85	-181	-14	1197	46.96	108.8	7	—
1977	11	178	132	41	5	600	2471	4.1	224.6	16	—	—	—	66	-155	-15	1068	42.58	97.1	6	—
1978	11	192	137	40	15	644	2804	4.4	254.9	25	—	—	—	62	-137	-10	927	45.25	84.3	3	—
1979	11	197	140	46	11	579	3279	5.7	298.1	31	—	—	—	66	-148	-7	957	44.59	87.0	9	—
1980	11	209	135	59	15	610	2732	4.5	248.4	16	—	—	—	98	-170	-11	1284	57.64	116.7	12	—
1981	11	171	124	35	12	625	2297	3.7	208.8	16	—	—	—	53	-135	-12	827	39.25	75.2	5	—
1982	11	188	127	53	8	582	2739	4.7	249.0	22	—	—	—	87	-175	-2	1155	49.71	105.0	7	—
1983	11	220	158	53	9	600	3231	5.4	293.7	28	—	—	—	89	-168	-4	979	52.97	89.0	7	—
1984	11	244	152	82	10	673	3086	4.6	280.5	33	—	—	—	116	-238	-10	1837	48.73	167.0	7	—
1985	11	278	208	58	12	620	3438	5.5	312.5	36	—	—	—	86	-188	-12	1156	45.74	105.1	5	—
1986	11	229	137	84	8	518	2687	5.2	244.3	35	3	—	—	140	-248	-12	1893	56.45	172.1	10	5
1987	11	209	96	95	18	454	1470	3.2	133.6	16	—	—	—	197	-301	-10	2369	65.44	215.4	16	—
1988	11	224	112	94	18	501	2358	4.7	214.4	30	—	—	—	182	-302	-18	2419	60.26	219.9	10	—
1989	11	211	122	77	12	516	1957	3.8	177.9	17	—	—	—	156	-270	-10	2112	57.77	192.0	12	—
1990	11	197	77	111	9	433	1600	3.7	145.5	12	—	—	—	196	-364	-15	2462	53.84	223.8	14	—
1991	11	199	101	86	12	442	1856	4.2	168.7	16	6	—	—	160	-325	-14	1950	49.23	177.3	8	7
1992	11	194	99	83	12	462	1655	3.6	150.5	16	8	—	—	163	-316	-16	1836	51.58	166.9	6	5
1993	11	248	133	99	16	513	2432	4.7	221.1	26	2	21	—	174	-288	-8	2188	60.41	198.9	15	6
1994	11	221	101	104	16	432	2078	4.8	188.9	26	4	30	—	185	-330	-7	2417	56.06	219.7	14	4
1995	11	256	109	135	12	413	2158	5.2	196.2	35	1	30	—	233	-375	-10	2891	62.13	262.8	19	4
1996	11	233	116	100	17	437	1686	3.9	153.3	24	7	60	—	192	-348	-13	2574	55.17	234.0	19	3
1997	12	210	66	129	15	365	1306	3.6	108.8	17	11	—	—	217	-406	-13	3282	53.44	273.5	18	5
1998	11	161	67	82	12	404	1032	2.6	93.8	6	12	—	—	143	-312	-19	1940	45.83	176.4	11	10
1999	11	181	64	109	8	390	748	1.9	68.0	8	12	112	—	202	-346	-12	2493	58.38	226.6	19	5
2000	12	216	93	106	17	462	1960	4.2	163.3	19	2	38	—	208	-354	-12	2320	58.75	193.3	14	9
2001	11	199	81	100	18	437	1665	3.8	151.4	17	7	61	—	178	-303	-12	2282	58.74	207.5	11	9
2002	13	248	129	105	14	563	2648	4.7	203.7	32	3	25	—	174	-299	-10	2390	58.19	183.8	18	8
2003	13	246	125	108	13	541	2392	4.4	184.0	32	3	29	—	202	-323	-9	2499	62.53	192.2	10	10
2004	13	271	134	124	13	553	2383	4.3	183.3	27	5	29	—	211	-308	-9	3086	68.50	237.4	25	3
2005	12	257	124	122	11	481	2329	4.8	194.1	28	2	25	—	195	-339	-8	2589	57.52	215.8	19	7
2006	13	219	111	100	8	470	1927	4.1	148.2	21	5	47	—	171	-282	-10	2245	60.63	172.7	14	10
2007	13	246	116	107	23	543	2040	3.8	156.9	23	5	53	—	204	-356	-15	2317	57.30	178.2	12	9
2008	12	198	102	82	14	469	1650	3.5	137.5	12	6	69	—	184	-341	-13	1985	53.95	165.4	7	10
2009	13	266	138	118	10	550	2756	5.0	212.0	24	4	13	—	218	-364	-9	2857	59.89	219.8	25	5
2010	14	344	202	126	16	652	3987	6.1	284.8	41	1	5	—	194	-296	-7	3002	65.54	214.4	31	7
2011	13	227	129	86	12	536	2370	4.4	182.3	20	4	32	—	164	-292	-13	2022	56.16	155.5	17	9
2012	13	186	95	83	8	438	1781	4.1	148.4	16	9	78	—	147	-257	-15	1879	57.19	156.6	8	13
2013	14	334	229	90	15	729	4596	6.3	328.3	48	1	1	—	142	-239	-6	1976	59.41	152.0	20	11
2014	13	314	172	132	10	607	3321	5.5	255.5	32	2	13	—	208	-332	-7	2984	62.65	229.5	23	7
2015	13	257	150	97	10	587	2553	4.3	196.4	28	5	35	—	179	-306	-12	2257	58.49	173.6	11	12
2016	13	286	173	97	16	645	3527	5.5	271.3	33	1	6	—	178	-289	-6	2203	61.59	169.5	12	14
2017	14	312	161	126	25	642	3056	4.8	218.3	34	4	26	—	255	-382	-6	3267	66.75	233.4	21	5
2018	13	265	128	115	22	512	2177	4.3	167.5	25	10	68	—	233	-382	-5	2892	60.99	222.5	21	9
2019	13	279	135	123	21	550	2588														

Auburn Offense Year-By-Year Team Statistics

	Total Offense				TD	Rank		Scoring		Rank		Fumbles	Penalties No.-Yds.	Punt No.-Avg.	Return Yards			
	Att.	Yds.	Avg.	Game		SEC	NCAA	Pts.	Game	SEC	NCAA				Punt	Int.	Fum.	KO
1950	561	1656	3.0	165.6	—	—	31	31	—	—	—	—	68-38.8	—	—	—	—	
1951	—	—	—	—	—	—	—	—	—	—	—	—	—	—	—	—	—	
1952	628	2345	3.7	234.5	—	—	139	13.9	—	—	—	—	84-40.1	—	—	—	695	
1953	607	3398	5.6	339.8	34	—	257	25.7	—	—	34-25	51-435	42-32.4	421	381	—	472	
1954	634	3491	5.5	349.1	35	—	243	24.3	—	—	16-8	56-557	41-34.9	227	211	—	382	
1955	549	3121	5.7	312.1	28	—	211	21.1	—	—	25-15	67-691	49-33.4	199	297	—	384	
1956	670	3749	5.6	374.9	25	—	174	17.4	—	—	28-14	76-758	48-34.7	269	26	—	404	
1957	637	2884	4.5	288.4	27	—	207	20.7	—	—	22-12	70-679	63-36.2	263	325	—	267	
1958	649	3194	4.9	319.4	25	—	173	17.3	—	—	18-10	72-684	61-34.0	345	84	—	338	
1959	570	2671	4.7	267.1	22	—	174	17.4	—	—	26-16	57-563	65-37.9	396	224	—	389	
1960	561	2568	4.6	256.8	15	—	155	15.5	—	—	26-7	64-616	55-36.7	261	323	—	598	
1961	573	2437	4.3	243.7	20	—	174	17.4	—	—	21-16	60-546	55-36.9	285	288	—	495	
1962	659	2983	4.5	298.3	21	—	173	17.3	—	—	27-20	57-575	58-40.1	376	218	—	707	
1963	594	2667	4.5	266.7	21	—	189	18.9	—	—	24-17	67-592	56-40.5	247	217	—	457	
1964	596	2659	4.5	265.9	16	—	123	12.3	—	—	—	—	57-39.9	—	—	—	423	
1965	596	2757	4.6	275.7	19	—	165	16.5	—	—	—	—	54-39.9	—	78	—	—	
1966	567	2221	3.9	222.1	10	—	104	10.4	—	—	—	—	62-39.8	269	159	—	707	
1967	682	3018	4.4	301.8	29	—	237	23.7	—	—	29-14	41-315	59-41.3	487	143	—	469	
1968	697	2740	3.9	274.0	24	—	223	22.3	—	—	30-18	50-512	80-37.0	224	283	—	712	
1969	765	4233	5.5	423.3	45	—	363	36.3	—	—	24-17	54-489	58-37.9	466	428	—	436	
1970	684	4850	7.1	485.0	43	—	355	35.5	—	—	32-24	—	38-39.1	453	216	—	596	
1971	666	3722	5.6	372.2	41	—	313	31.3	—	—	26-16	40-335	48-40.1	226	244	—	526	
1972	657	2602	4.0	260.2	21	—	185	18.5	—	—	17-7	28-270	73-39.5	247	281	—	539	
1973	677	2307	3.4	209.7	18	—	153	13.9	—	—	36-20	40-443	79-39.0	642	181	—	578	
1974	760	3712	4.9	337.5	29	—	260	23.6	—	—	27-14	41-414	52-37.5	580	195	—	439	
1975	669	3040	4.5	276.4	17	—	174	15.8	—	—	29-20	45-391	49-40.9	195	38	—	865	
1976	748	3458	4.6	314.4	23	—	194	17.6	—	—	38-20	49-510	56-40.9	137	3	—	790	
1977	755	3539	4.7	321.7	22	—	204	18.5	—	—	42-24	63-404	57-40.1	142	109	—	874	
1978	781	3731	4.8	339.2	28	—	238	21.6	—	—	38-12	55-550	67-42.6	128	230	—	614	
1979	727	4236	5.8	385.1	40	—	330	30.0	—	—	33-16	74-742	50-42.4	165	234	—	655	
1980	780	4016	5.1	365.1	28	—	235	21.4	—	—	40-20	64-667	57-39.0	162	125	—	571	
1981	760	3124	4.1	284.0	21	—	186	16.9	—	—	48-22	57-493	65-42.3	250	105	—	479	
1982	757	3894	5.1	354.0	29	—	241	21.9	—	—	21-12	55-436	71-40.5	412	129	—	339	
1983	768	4210	5.5	382.7	35	—	302	27.5	—	—	26-12	48-320	55-40.0	265	88	—	395	
1984	911	4941	5.4	449.2	40	—	339	30.8	—	—	33-13	66-533	63-39.3	277	31	—	882	
1985	808	4594	5.7	417.6	41	—	328	29.8	—	—	19-8	71-563	57-45.8	334	280	—	397	
1986	766	4580	6.0	416.4	45	1	379	34.5	1	—	19-10	68-595	49-44.1	327	226	—	456	
1987	755	3839	5.1	349.0	32	—	298	27.1	—	—	22-12	63-500	60-39.3	285	296	—	483	
1988	803	4777	5.9	434.3	40	—	331	30.1	—	—	18-8	101-870	52-41.3	243	182	—	554	
1989	786	4069	5.2	369.9	29	—	253	23.0	—	—	22-11	41-360	57-37.4	238	31	—	509	
1990	797	4062	5.1	369.3	26	—	256	23.3	—	—	19-9	69-620	66-34.8	395	37	—	673	
1991	767	3806	5.0	346.0	24	6	233	21.2	8	—	25-12	62-595	60-36.8	548	117	—	805	
1992	778	3491	4.5	317.4	22	8	228	20.7	7	—	23-9	55-488	67-42.4	353	80	—	562	
1993	800	4620	5.8	420.0	41	4	353	32.1	3	18	23-14	66-551	51-46.9	264	423	1	537	
1994	762	4519	5.9	410.8	40	4	359	32.6	2	13	21-11	71-595	54-44.5	178	395	9	418	
1995	788	5049	6.4	459.0	54	2	424	38.5	2	5	16-6	62-570	41-40.2	265	121	45	687	
1996	785	4260	5.4	387.3	43	4	366	33.3	3	17	17-9	73-644	53-40.2	241	203	17	496	
1997	771	4168	5.4	347.3	35	7	319	26.6	6	—	29-12	75-616	66-41.9	200	280	51	640	
1998	716	2972	4.2	270.2	17	11	166	15.1	11	—	25-14	51-421	73-39.0	162	109	8	732	
1999	736	3241	4.4	294.6	27	11	233	21.2	10	88	16-9	58-465	66-41.6	220	234	5	781	
2000	816	4280	5.2	356.7	33	7	288	24.0	t7	t68	21-11	82-650	66-42.6	219	63	1	784	
2001	740	3947	5.3	358.8	28	10	244	22.2	10	86	25-12	84-749	52-43.8	346	172	0	824	
2002	862	5038	5.8	387.5	50	3	388	29.8	3	38	23-13	108-754	56-42.0	530	247	34	622	
2003	864	4891	5.7	376.2	42	6	342	26.3	8	66	19-11	74-652	68-42.3	460	39	0	697	
2004	861	5469	6.4	420.7	52	2	417	32.1	1	18	17-12	80-686	49-41.0	429	118	20	332	
2005	820	4918	6.0	409.8	47	1	386	32.2	1	30	17-10	67-538	47-44.5	241	67	23	711	
2006	752	4172	5.5	320.9	35	9	322	24.8	8	56	18-10	72-595	47-45.7	153	169	124	934	
2007	899	4357	4.8	335.2	35	10	315	24.2	9	84	15-9	80-619	66-42.5	310	238	91	904	
2008	810	3635	4.5	302.9	19	8	208	17.3	t10	t110	23-13	74-568	78-41.2	273	176	15	956	
2009	914	5613	6.1	431.8	49	2	433	33.3	3	17	28-14	97-847	68-39.9	107	243	0	1493	
2010	948	6989	7.4	499.2	72	1	577	41.2	1	7	20-10	79-745	42-37.9	136	95	47	1482	
2011	828	4392	5.3	337.8	37	8	334	25.7	7	70	17-8	75-676	73-40.8	155	180	9	1356	
2012	695	3660	5.3	305.0	24	14	224	18.7	13	112	20-10	75-601	70-39.8	161	72	7	808	
2013	1014	7018	6.9	501.3	68	2	553	39.5	2	12	30-11	70-569	56-42.6	377	112	11	936	
2014	939	6305	6.7	485.0	55	2	461	35.5	4	25	18-13	92-896	52-40.7	303	130	0	701	
2015	893	4810	5.4	370.0	39	10	357	27.5	8	75	19-5	62-603	55-41.0	179	144	82	950	
2016	934	5730	6.1	440.8	45	6	406	31.2	6	49	18-8	61-475	48-41.5	171	83	13	438	
2017	1024	6323	6.2	451.6	55	3	474	33.9	4	27	21-14	63-537	57-39.5	179	82	59	627	
2018	894	5069	5.7	389.9	46	11	402	30.9	8	47	26-8	83-737	57-44.0	344	173	43	452	
2019	947	5285	5.6	406.5	51	6	432	33.2	3	28	25-11	92-718	64-43.5	308	238	159	—	
2020	754	4211	5.6	382.8	28	9	276	25.0	9	89	10-2	64-548	47-40.8	82	278	27	505	
2021	899	5219	5.8	401.5	39	10	368	28.3	11	68	24-7	74-603	57-44.1	166	117	0	621	
2022	795	4542	5.7	378.5	34	10	297	24.8	11	87	28-12	90-688	55-43.9	170	60	7	396	

Opponent Offense/Auburn Defense Year-By-Year Statistics

Year	G	First Downs				Rushing		Avg. Att.	Game Yds	TDs	Rank		Passing			Avg. Game Yds	TDs	Rank				
		Tot.	Rush	Pass	Pen	Att.	Yds				SEC	NCAA	C	-A	-I			Yds	Pct	SEC	NCAA	
1952	10	—	—	—	—	502	2028	4.0	202.8	—	—	—	—	79	-173	-15	1195	45.7	119.5	5	—	—
1953	10	109	71	30	8	422	1466	3.5	146.6	13	—	—	—	49	-127	-20	882	38.6	88.2	7	—	—
1954	10	102	74	23	5	401	1443	3.6	144.3	6	—	—	—	44	-105	-12	606	41.9	60.6	5	—	—
1955	10	95	62	29	4	405	1078	2.7	107.8	8	—	—	—	49	-126	-14	754	38.9	75.4	6	—	—
1956	10	106	76	25	5	431	1555	3.6	155.5	11	—	—	—	45	-109	-4	528	41.3	52.8	4	—	—
1957	10	82	50	24	8	390	674	1.7	67.4	0	—	—	—	60	-139	-20	656	43.2	65.6	3	—	—
1958	10	82	42	32	8	370	796	2.2	79.6	4	—	—	—	70	-151	-9	779	46.4	77.9	4	—	—
1959	10	98	62	27	9	381	1189	3.1	118.9	4	—	—	—	62	-173	-14	636	35.8	63.6	3	—	—
1960	10	98	64	27	7	394	1151	2.9	115.1	5	—	—	—	46	-132	-21	590	34.8	59.0	3	—	—
1961	10	133	89	35	9	429	1443	3.4	144.3	13	—	—	—	67	-176	-15	797	38.1	79.7	4	—	—
1962	10	104	57	36	11	411	927	2.3	92.7	7	—	—	—	80	-188	-12	1043	42.6	104.3	11	—	—
1963	10	111	60	38	13	404	1081	2.7	108.1	6	—	—	—	76	-180	-15	869	42.2	86.9	6	—	—
1964	10	80	43	29	8	376	819	2.2	81.9	3	—	—	—	59	-119	-7	828	49.6	82.8	6	—	—
1965	10	—	—	—	—	421	936	2.2	93.6	8	—	—	—	113	-209	-9	1660	54.1	166.0	13	—	—
1966	10	—	—	—	—	454	1427	3.1	142.7	5	—	—	—	121	-277	-9	1462	43.7	146.2	9	—	—
1967	10	133	76	50	7	472	1276	2.7	127.6	10	—	—	—	92	-214	-19	1117	43.0	111.7	4	—	—
1968	10	163	56	99	8	408	883	2.2	88.3	9	—	—	—	190	-393	-25	2045	48.3	204.5	10	—	—
1969	10	132	53	68	11	392	796	2.0	79.6	6	—	—	—	143	-339	-34	1639	42.2	163.9	10	—	—
1970	10	169	96	64	9	528	1621	3.1	162.1	9	—	—	—	113	-239	-24	1320	47.3	132.0	8	—	—
1971	10	165	99	58	8	523	1601	3.1	160.1	10	—	—	—	105	-218	-14	1115	48.2	111.5	7	—	—
1972	10	142	72	66	4	411	1333	3.2	133.3	7	—	—	—	126	-259	-22	1534	48.6	153.4	11	—	—
1973	11	175	106	61	8	524	1936	3.7	176.0	10	—	—	—	116	-262	-16	1252	44.3	113.8	8	—	—
1974	11	155	97	50	8	516	1817	3.5	165.2	8	—	—	—	82	-180	-15	1149	45.6	104.5	6	—	—
1975	11	218	152	52	14	660	2973	4.5	270.3	19	—	—	—	73	-151	-3	980	48.3	89.1	12	—	—
1976	11	209	142	59	8	577	2630	4.6	239.1	25	—	—	—	79	-158	-6	1420	50.0	129.1	11	—	—
1977	11	198	133	57	8	588	2362	4.0	214.7	22	—	—	—	95	-193	-11	1230	49.2	111.8	7	—	—
1978	11	189	99	80	10	476	1565	3.3	142.3	12	—	—	—	138	-262	-19	1903	52.7	173.0	10	—	—
1979	11	231	127	89	15	558	2106	3.8	191.5	20	—	—	—	153	-275	-15	2174	55.6	197.6	10	—	—
1980	11	194	106	67	21	495	1900	3.8	172.7	21	—	—	—	131	-250	-16	1494	52.4	135.8	11	—	—
1981	11	180	86	76	18	493	1546	3.1	140.5	10	—	—	—	160	-279	-13	1615	57.3	146.8	10	—	—
1982	11	198	108	76	14	479	1825	3.8	165.9	13	—	—	—	157	-295	-17	1800	53.2	163.6	6	—	—
1983	11	182	85	90	7	422	1353	3.2	123.0	6	—	—	—	162	-305	-11	2098	53.1	190.7	15	—	—
1984	11	196	100	97	9	497	1674	3.4	152.2	15	—	—	—	155	-290	-11	2171	53.4	197.4	14	—	—
1985	11	169	78	83	8	417	1451	3.5	131.9	9	—	—	—	128	-278	-18	1829	46.0	166.3	9	—	—
1986	11	186	77	96	13	409	1325	3.2	120.5	5	1	—	—	176	-365	-22	1847	48.2	167.9	6	8	—
1987	11	175	85	80	10	437	1380	3.2	125.5	7	—	—	—	153	-315	-22	1632	48.6	148.4	4	—	—
1988	11	137	49	76	12	334	695	2.1	63.2	3	—	—	—	159	-332	-11	1704	47.9	154.9	6	—	—
1989	11	159	76	78	5	408	1270	3.1	115.5	8	—	—	—	141	-278	-11	1686	50.7	153.3	3	—	—
1990	11	165	78	74	13	430	1311	3.0	119.2	13	—	—	—	159	-308	-9	1691	51.6	153.7	9	—	—
1991	11	197	104	79	14	512	1711	3.3	155.5	19	5	48	—	136	-264	-14	1868	51.5	169.8	6	6	—
1992	11	154	70	71	13	429	1272	3.0	115.6	10	3	11	—	117	-270	-16	1565	43.3	142.3	10	2	6
1993	11	166	72	82	12	350	1406	4.0	127.8	7	4	21	—	153	-349	-15	2039	43.8	185.4	15	5	9*
1994	11	192	82	100	10	416	1275	3.1	115.9	6	2	17	—	177	-345	-22	2288	51.3	208.0	16	9	33
1995	11	217	93	112	12	422	1647	3.9	149.7	12	9	49	—	180	-348	-7	2588	51.7	235.3	16	8	33
1996	11	217	85	120	12	434	1443	3.3	131.2	17	6	32	—	190	-361	-22	2631	52.6	239.2	15	7	39
1997	12	211	78	122	11	417	1370	3.3	114.2	9	5	22	—	225	-413	-13	2755	54.5	229.6	18	7	—
1998	11	170	78	86	6	403	1311	3.3	119.2	12	4	19	—	177	-312	-19	2063	56.7	187.5	14	2	43
1999	11	220	76	132	12	358	1133	3.2	103.0	11	7	15	—	251	-443	-18	2865	56.7	260.5	16	11	—
2000	12	194	67	110	17	356	1180	3.3	98.3	6	3	15	—	229	-415	-16	2460	55.2	205.0	22	5	41
2001	11	197	72	101	24	379	1466	3.9	133.3	17	6	42	—	185	-348	-15	2369	53.2	215.4	15	5	52
2002	13	230	96	116	18	467	1842	3.9	141.7	17	6	46	—	235	-425	-21	2424	55.3	186.5	9	6	26
2003	13	193	71	109	13	440	1204	2.7	92.6	8	2	7	—	193	-362	-11	2457	53.3	189.0	15	5	23
2004	13	187	77	93	17	413	1354	3.3	104.2	4	2	12	—	200	-367	-16	2255	54.5	173.5	15	3	10
2005	12	193	81	97	15	396	1395	3.5	116.3	11	5	22	—	202	-360	-8	2388	56.1	199.0	8	7	32
2006	13	219	94	106	19	434	1614	3.7	124.2	8	6	45	—	185	-339	-10	2186	54.6	168.2	13	3	14
2007	13	207	87	99	21	452	1621	3.6	124.7	13	5	29	—	223	-403	-14	2252	55.3	173.2	11	2	6
2008	12	204	85	101	18	408	1667	4.1	138.9	7	8	54	—	199	-369	-11	2146	53.9	178.8	19	5	19
2009	13	268	109	127	32	493	2029	4.1	156.1	25	10	78	—	253	-452	-17	2834	56.0	218.0	19	10	t57
2010	14	299	104	167	28	448	1527	3.4	109.1	16	1	9	—	325	-515	-12	3630	63.1	259.3	25	12	108
2011	13	291	138	135	18	531	2460	4.6	189.2	19	11	94	—	250	-395	-11	2844	63.3	189.2	23	12	51
2012	12	263	120	121	22	484	2371	4.9	197.6	23	14	97	—	235	-358	-2	2675	65.6	222.9	20	8	47
2013	14	288	116	152	20	495	2270	4.6	162.1	19	10	62	—	286	-494	-13	3620	57.9	258.6	19	13	100
2014	13	287	119	131	37	493	2194	4.5	168.8	22	10	67	—	243	-421	-22	2991	57.7	230.1	22	12	68
2015	13	295	131	142	22	523	2375	4.5	182.7	24	11	81	—	278	-458	-14	2892	60.7	222.5	13	11	63
2016	13	250	95	137	18	462	1726	3.7	132.8	8	3	27	—	270	-466	-11	2979	57.9	229.2	14	9	67
2017	14	233	100	111	22	529	1918	3.6	137.0	11	5	35	—	232	-428	-6	2553	54.2	182.4	16	4	19
2018	13	249	97	122	30	475	1809	3.8	139.2	9	6	32	—	234	-422	-14	2853	55.5	219.5	16	6	31
2019	13	249	96	120	33	45																

Opponent Offense/Auburn Defense Year-By-Year Statistics

Year	Total Offense				TD	Rank		Scoring		Rank		Fumbles	Penalties	Punt	Return Yards			
	Att.	Yds.	Avg.	Game		SEC	NCAA	Pts.	Game	SEC	NCAA		No.-Yds.	No.-Avg.	Punt	Int.	Fum.	KO
1952	675	3223	4.8	322.3	—	—	208	20.8	—	—	—	—	—	78-37.0	—	—	—	613
1953	549	2348	4.3	234.8	20	—	138	13.8	—	—	31-18	41-350	66-35.0	86	33	—	913	
1954	506	2049	4.0	204.9	11	—	73	7.3	—	—	32-21	41-347	57-35.3	84	82	—	761	
1955	531	1832	3.5	183.2	14	—	98	9.8	—	—	29-12	37-341	59-35.7	128	148	—	751	
1956	540	2083	3.9	208.3	15	—	117	11.7	—	—	17-8	52-492	68-37.8	244	81	—	554	
1957	529	1330	2.5	133.0	3	—	28	2.8	—	—	38-22	35-383	71-36.9	216	240	—	689	
1958	521	1575	3.0	157.5	8	—	62	6.2	—	—	23-11	44-390	87-38.9	81	159	—	736	
1959	554	1825	3.3	182.5	7	—	58	5.8	—	—	28-15	44-374	79-37.8	223	141	—	686	
1960	526	1741	3.3	174.1	8	—	80	8.0	—	—	17-11	31-258	59-37.9	79	183	—	701	
1961	605	2240	3.7	224.0	17	—	137	13.7	—	—	15-12	45-381	58-36.7	240	120	—	685	
1962	599	1970	3.3	197.0	18	—	168	16.8	—	—	21-12	47-485	80-37.5	450	194	—	784	
1963	584	1950	3.3	195.0	12	—	103	10.3	—	—	26-18	53-452	69-35.2	420	70	—	759	
1964	495	1647	3.3	164.7	9	—	91	9.1	—	—	—	—	77-37.3	—	—	—	691	
1965	630	2596	4.1	259.6	21	—	162	16.2	—	—	—	—	66-37.0	—	181	—	—	
1966	731	2889	4.0	288.9	14	—	162	16.2	—	—	—	—	63-39.5	310	34	—	480	
1967	686	2393	3.5	239.3	14	—	123	12.3	—	—	20-11	46-404	90-36.2	227	98	—	430	
1968	801	2928	3.7	292.8	19	—	149	14.9	—	—	28-18	56-561	87-36.8	107	138	—	605	
1969	731	2435	3.3	243.5	16	—	137	13.7	—	—	19-12	43-449	88-39.7	67	151	—	1129	
1970	767	2941	3.8	294.1	17	—	149	14.9	—	—	21-11	—	69-39.9	67	100	—	1064	
1971	741	2716	3.7	271.6	17	—	132	13.2	—	—	22-16	49-500	63-40.2	104	124	—	920	
1972	670	2867	4.3	286.7	18	—	138	13.8	—	—	23-8	52-508	78-34.5	166	205	—	591	
1973	786	3188	4.1	289.8	18	—	159	14.5	—	—	17-9	51-478	78-39.9	31	189	—	476	
1974	696	2966	4.3	269.6	14	—	126	11.5	—	—	30-19	46-471	68-39.8	46	48	—	900	
1975	811	3953	4.9	359.4	31	—	243	22.1	—	—	33-13	52-511	55-37.0	56	74	—	703	
1976	735	4050	5.5	368.2	36	—	267	24.3	—	—	31-20	46-391	58-37.1	46	90	—	309	
1977	781	3592	4.6	326.5	29	—	243	22.1	—	—	29-19	55-431	57-40.1	100	180	—	800	
1978	738	3468	4.7	315.3	22	—	191	17.4	—	—	31-17	54-452	72-38.3	91	69	—	789	
1979	833	4280	5.1	389.1	30	—	238	21.6	—	—	32-19	58-404	48-38.5	29	20	—	1015	
1980	745	3394	4.6	308.5	32	—	238	21.6	—	—	16-7	53-451	67-41.2	229	109	—	676	
1981	772	3161	4.1	287.4	20	—	166	15.1	—	—	25-16	59-589	69-41.4	187	119	—	577	
1982	774	3625	4.7	329.5	19	—	171	15.5	—	—	25-12	53-512	73-43.0	162	18	—	661	
1983	727	3451	4.7	313.7	21	—	179	16.3	—	—	21-14	57-474	68-42.2	240	3	—	610	
1984	787	3845	4.9	349.5	29	—	239	21.7	—	—	27-10	68-526	74-41.4	184	30	—	820	
1985	696	3280	4.7	298.2	18	—	172	15.6	—	—	15-4	63-428	73-42.7	164	85	—	724	
1986	774	3172	4.1	288.4	11	2	115	10.5	1	—	25-15	51-430	72-39.6	165	54	—	1094	
1987	752	3012	4.0	273.8	11	—	116	10.5	—	—	21-17	50-458	66-41.1	303	80	—	902	
1988	666	2399	3.6	218.1	9	—	79	7.2	—	—	31-15	63-526	84-40.0	106	31	—	1080	
1989	686	2956	4.3	268.7	11	—	117	10.6	—	—	23-12	52-453	74-41.3	179	127	—	912	
1990	738	3002	4.1	272.9	22	—	193	17.5	—	—	21-12	63-536	80-40.5	279	92	—	950	
1991	776	3579	4.6	325.4	25	5	214	19.5	5	37	28-13	69-566	73-40.3	173	89	—	637	
1992	699	2837	4.1	257.9	20	2	205	18.6	6	35	30-11	67-519	76-41.1	214	269	—	881	
1993	698	3445	4.9	313.2	22	4	192	17.5	4	19	17-10	69-639	73-40.0	418	49	12	889	
1994	761	3563	4.7	323.9	22	6	199	18.1	4	22	16-11	86-778	65-39.8	319	103	46	938	
1995	770	4235	5.5	385.0	28	10	240	21.8	6	43	19-12	82-672	50-41.3	111	29	28	1037	
1996	795	4074	5.1	370.4	32	12	248	22.5	8	47	23-14	83-619	55-40.2	241	115	25	579	
1997	830	4125	5.0	343.8	27	6	233	19.4	6	28	27-15	79-609	70-42.1	432	174	88	631	
1998	715	3374	4.7	306.7	26	4	235	21.4	6	38	20-12	72-532	64-38.7	271	255	31	557	
1999	801	3998	5.0	363.5	27	10	236	21.5	7	t33	16-9	69-505	57-39.1	231	199	9	593	
2000	771	3640	4.7	303.3	28	3	235	19.6	4	28	19-8	72-570	71-40.1	331	173	0	462	
2001	727	3835	5.3	348.6	32	4	265	24.1	7	48	16-9	70-614	58-40.9	222	220	47	537	
2002	892	4266	4.8	328.2	26	7	231	17.8	4	13	30-11	108-864	69-41.4	311	77	87	607	
2003	802	3661	4.6	281.6	23	3	212	16.3	3	9	26-10	74-574	87-41.3	256	169	16	714	
2004	780	3609	4.6	277.6	19	3	147	11.3	1	1	15-9	95-750	83-38.4	147	118	2	692	
2005	756	3783	5.0	315.3	19	6	186	15.5	3	6	22-7	78-567	67-40.3	203	88	10	777	
2006	773	3800	4.9	292.3	21	4	181	13.9	3	7	25-15	59-472	59-40.8	177	134	5	237	
2007	855	3873	4.5	297.9	24	2	220	16.9	1	6	23-10	90-715	78-41.9	169	122	0	1166	
2008	777	3813	4.9	317.8	26	7	216	18.0	4	14	20-7	59-500	81-40.3	197	123	8	838	
2009	945	4863	5.1	374.1	44	11	358	27.5	12	79	14-7	59-466	69-42.3	168	77	1	1624	
2010	963	5157	5.4	368.4	41	9	337	24.1	8	53	21-10	69-565	66-40.4	50	45	7	1772	
2011	926	5304	5.7	408.0	41	11	376	28.9	11	78	26-12	72-539	57-39.9	62	231	0	619	
2012	842	5046	6.0	420.5	43	13	340	28.3	10	66	15-11	51-410	55-43.3	4	155	0	233	
2013	989	5890	6.0	420.7	38	12	346	24.7	9	48	16-6	80-600	76-43.9	35	64	35	722	
2014	914	5185	5.7	398.8	44	9	347	26.7	10	62	22-5	57-467	59-41.1	148	95	0	717	
2015	981	5267	5.4	405.2	37	13	338	26.0	11	54	20-5	61-472	46-41.2	87	131	0	381	
2016	928	4705	5.1	361.9	22	5	222	17.1	4	7	21-6	79-639	72-39.3	19	50	0	342	
2017	957	4471	4.7	319.4	27	5	259	18.5	3	12	24-13	84-679	89-42.2	160	52	67	680	
2018	897	4662	5.2	358.6	25	8	249	19.2	4	14	18-8	90-719	73-39.2	37	44	13	311	
2019	905	4381	4.8	337.0	31	7	254	19.5	6	17	23-13	92-761	85-44.7	242	45	0	446	
2020	794	4466	5.6	406.0	36	6	272	24.7	4	38	7-4	52-454	44-43.9	22	77	0	400	
2021	919	4860	5.3	373.8	31	9	283	21.8	5	27	20-3	69-566	63-42.7	33	-3	0	382	
2022	859	4743	5.5	395.3	43	9	354	29.5	12	97	24-7	91-699	63-41.9	41	81	23	694	

SEC Statistical Leaders

Team

Scoring Offense (1933)

Year	Points	Points/Gm
1953	257	25.7
1969	363	36.3
1970	355	35.5
1985	328	29.8
1986	379	34.5
1988	331	30.1
2004	417	32.1
2005	386	32.2
2010	577	41.2

Scoring Defense (1933)

Year	Points	Pts/Gm
1957	28	2.8
1986	115	10.5
1987	116	10.6
1988	79	7.2
1989	117	10.6
2004	147	11.3
2007	220	16.9

Rushing Offense (1948)

Year	Att	Yards	Yds/Gm
1953	467	2,255	225.5
1954	507	2,496	249.6
1955	464	2,413	241.3
1956	515	2,760	276.0
1969	471	2,241	224.1
1983	600	3,231	293.7
1984	673	3,086	257.2
1985	620	3,438	312.5
1995	413	2,158	196.2
2013	729	4,596	328.3
2016	645	3,527	271.3

**Auburn led the nation in rushing yards and yards per game for the 2013 season.

Passing Offense (1948)

Year	Att-Cmp	Yards	Yds/Gm
1958	179-86	1,211	121.1
1962	258-122	1,512	151.2
1970	311-181	2,885	288.5
1971	316-180	2,277	227.7

Total Offense (1948)

Year	Att	Yards	Yds/Gm
1953	607	3,398	339.8
1956	670	3,749	374.9
1958	649	3,194	319.4
1970	684	4,850	485.0
1984	911	4,923	410.2
1985	808	4,594	417.6
1986	766	4,590	417.3
1988	804	4,774	434.0
2005	820	4,918	409.8
2010	948	6,989	499.2

Rushing Defense (1948)

Year	Att	Yards	Yds/Gm
1955	405	1,078	107.8
1957	390	674	67.4
1958	370	796	79.6
1964	354	819	81.9
1986	409	1,325	120.5
1987	437	1,380	125.5
1988	334	695	63.2
2010	448	1,427	109.1

Pass Defense (1948)

Year	Att-Cmp	Yards	Yds/Gm
1975	150-73	980	89.1

Total Defense (1948)

Year	Att	Yds	Yds/Gm
1955	531	1,832	183.2
1957	529	1,330	133.0
1958	521	1,575	157.5
1964	495	1,647	164.7
1988	667	2,399	218.1

Net Punting (1988)

Year	No.	Avg.	Net Avg.
1992	67	42.4	39.2
1993	51	46.9	38.7
1994	54	44.5	38.5
2006	47	45.7	38.6

Kickoff Returns (1988)

Year	No.	Yards	Avg.
2006	36	934	25.9
2011	55	1,356	24.7

Individual

Rushing (1948)

Year	Player	Att	Yds	Avg.
1954	Joe Childress	148	836	
1955	Fob James	123	879	
1956	Tommy Lorino	82	692	
1963	Jimmy Sidle	185	1,006	
1972	Terry Henley	216	843	93.7
1978	Joe Cribbs	253	1,205	120.5
1979	James Brooks	163	1,208	109.8
1985	Bo Jackson	278	1,786	162.4
1986	Brent Fullwood	167	1,391	126.5
1993	James Bostic	199	1,205	109.6
1994	Stephen Davis	221	1,263	114.8
2000	Rudi Johnson	324	1,567	130.6
2005	Kenny Irons	256	1,293	107.8
2010	Cam Newton	264	1,473	105.2
2013	Tre Mason	317	1,816	129.7
2014	Cameron Artis-Payne	303	1,608	123.7
2016	Kamryn Pettway	209	1,224	122.4
2017	Kerryon Johnson	285	1,391	115.9

Ranked on Total Yards until 1969; Yards per Game beginning 1970

Passing (1948)

Year	Player	A-C-I, TD	Yds	Rtg
1970	Pat Sullivan	281-167-12, 17	2,586	148.09
1988	Reggie Slack	279-168-11, 9	2,230	130.11
2004	Jason Campbell	270-188-7, 20	2,700	172.90
2010	Cam Newton	280-185-7, 30	2,854	182.00

Ranked on Total Yards until 1966; Efficiency Rating beginning in 1967

Receiving (1948)

Year	Player	Rec	Yds	RPG
1954	Jim Pyburn	28	460	
1956	Jimmy Phillips	23	383	
1971	Terry Beasley	55	846	5.5

Ranked on Total Yards until 1951; Total Receptions beginning 1952; Receptions per Game beginning 1970

Sacks (2004)

Year	Player	Sacks	Avg/Gm
2009	Antonio Coleman	10.0	0.77
2010	Nick Fairley	11.5	0.82
2013	Dee Ford	10.5	0.88

Total Offense (1948)

Year	Player	Rush-Pass	Total	Avg.
1954	Bobby Freeman	267-865	1,132	
1958	Lloyd Nix	283-682	965	
1963	Jimmy Sidle	1,006-706	1,712	
1967	Loran Carter	65-1,307	1,372	
1970	Pat Sullivan	270-2,586	2,856	285.6
1971	Pat Sullivan	84-2,012	2,096	209.6
2010	Cam Newton	1,473-2,854	4,327	309.1

Ranked on Total Yards until 1969; Yards per Game beginning 1970

Scoring (1933)

Year	Player	TD	PAT-FG	Pts.	Avg.
1954	Joe Childress	7	20-1	65	
1970	Terry Beasley	12	0-0	72	7.2
1978	Joe Cribbs	16	2-0	98	9.8
1979	Joe Cribbs	15	4-0	94	8.5
1985	*Bo Jackson	17	0-0	102	9.3
1995	*Stephen Davis	17	0-0	102	9.3
2016	Daniel Carlson	1	28-44	134	10.3
2017	Kerryon Johnson	20	0-0	120	10.0

*Tied
Ranked on Total Points until 1969; Points per Game beginning 1970

Punting (1948)

Year	Player	Att	Yds	Avg.
1963	Joe Kilgore	51	2,106	41.3
1975	Clyde Baumgarner	49	2,004	40.9
1985	Lewis Colbert	57	2,610	45.8
1993	Terry Daniel	51	2,393	46.9
1994	Terry Daniel	53	2,358	44.5
2005	Kody Bliss	44	1,975	44.9
2006	Kody Bliss	47	2,149	45.7

Kickoff Returns (1959)

Year	Player	Ret	Yds	Avg.
1977	James Brooks	27	654	24.2
1979	James Brooks	21	577	27.5
2006	Tristan Davis	28	756	27.0
2008	Tristan Davis	24	657	27.4
2009	Demond Washington	16	497	31.1
2011	Tre Mason	24	633	26.4
2020	Tank Bigsby	13	306	23.5

Punt Returns (1959)

Year	Player	Ret	Yds	Avg.
1967	Jimmy Carter	38	473	12.4
1973	Mike Fuller	20	381	19.1
1974	Mike Fuller	30	502	16.7
1982	Lionel James	25	394	15.8
2008	Robert Dunn	15	240	16.0
2013	Chris Davis	17	318	18.7
2014	Quan Bray	15	272	18.1

Interceptions (1960)

Year	Player	Int.	Yds	TD
1960	Bryant Harvard	6	113	0
1961	Jimmy Burson	4	74	0
1969	Buddy McClinton	9	92	0
1977	James McKinney	5	49	0
1994	Brian Robinson	8	140	1
2001	Karlos Dansby	5	41	0
2004	*Junior Rosegreen	6	48	0

Notes

(year)-- Indicates year SEC began to record each stat
*tied

All-Time Results



GEORGE PETRIE

Responsible for forming the first Auburn football team and arranging the first game, a 10-0 victory over Georgia Feb. 20, 1892 at Piedmont Park, Atlanta


1892	2-2 George Petrie
-------------	-----------------------------

2/20	vs. Georgia	Atlanta, GA	10-0	W
11/22	vs. Duke	Atlanta, GA	6-34	L
11/23	vs. North Carolina	Atlanta, GA	0-64	L
11/25	at Georgia Tech	Atlanta, GA	26-0	W



D.M. BALLIET

Only game coached at Auburn was the Tigers' first win over Alabama 32-22 at Lakeview Park, Birmingham, Feb. 22, 1893



G.H. HARVEY

Coached 1893 "Fall" season with wins over Alabama and Vanderbilt

1893	3-0-2 G.H. Harvey and D.M. Balliet
-------------	--

2/22	vs. Alabama	Birmingham	32-22	W
11/6	vs. Vanderbilt	Montgomery	30-10	W
11/18	vs. Sewanee	Atlanta, GA	14-14	T
11/30	vs. Alabama	Montgomery	40-16	W
12/7	at Georgia Tech	Atlanta, GA	0-0	T



F.M. HALL

The first to coach an exclusively Fall season at Auburn

1894	1-3 F.M. Hall
-------------	-------------------------

11/4	vs. Vanderbilt	Montgomery	4-20	L
11/17	at Georgia Tech	Atlanta, GA	94-0	W
11/24	vs. Georgia	Atlanta, GA	8-10	L
11/29	vs. Alabama	Montgomery	0-18	L



JOHN HEISMAN

Auburn's first "head" football coach, the namesake of college football's highest honor, was 12-4-2 in five years

1895	2-1 John Heisman
-------------	----------------------------

11/9	at Vanderbilt	Nashville, TN	6-9	L
11/23	at Alabama	Tuscaloosa	48-0	W
11/28	vs. Georgia	Atlanta, GA	16-6	W

1896	3-1 John Heisman
-------------	----------------------------

10/6	at Mercer	Macon, GA	46-0	W
11/7	GEORGIA TECH	AUBURN	45-0	W
11/16	vs. Sewanee	Montgomery	38-6	W
11/26	vs. Georgia	Atlanta, GA	6-12	L

1897	2-0-1 John Heisman
-------------	------------------------------

10/23	at Mercer	Macon, GA	26-0	W
10/29	at Nashville	Nashville, TN	14-4	W
10/30	at Sewanee	Sewanee, TN	0-0	T

1898	2-1 John Heisman
-------------	----------------------------

11/5	GEORGIA TECH	AUBURN	29-6	W
11/14	NORTH CAROLINA	AUBURN	0-24	L
11/24	vs. Georgia	Atlanta, GA	18-17	W

1899	3-1-1 John Heisman
-------------	------------------------------

10/14	GEORGIA TECH	AUBURN	63-0	W
10/21	MONTGOMERY	AUBURN	41-0	W
10/28	CLEMSON	AUBURN	34-0	W
11/18	vs. Georgia	Atlanta, GA	0-0	T
11/30	vs. Sewanee	Montgomery	10-11	L



BILLY WATKINS

Coached Auburn's first undefeated, untied football team in 1900, going 4-0

1900	4-0 Billy Watkins
-------------	-----------------------------

10/22	NASHVILLE	AUBURN	28-0	W
11/10	vs. Tennessee	Birmingham	23-0	W
11/17	vs. Alabama	Montgomery	53-5	W
11/30	vs. Georgia	Atlanta, GA	44-0	W

1901	2-3-1 Billy Watkins
-------------	-------------------------------

10/19	vs. Nashville	Birmingham	5-23	L
10/26	NORTH CAROLINA	AUBURN	0-10	L
11/8	vs. Vanderbilt	Montgomery	0-41	L
11/15	at Alabama	Tuscaloosa	17-0	W
11/20	at LSU	Baton Rouge, LA	28-0	W
11/27	vs. Georgia	Atlanta, GA	0-0	T

Scoring Values

	TD	FG	PAT
1889-97	4 pts	5 pts	2 pts
1989-1903	5 pts	5 pts	1 pt
1904-08	5 pts	4 pts	1 pt
1909-11	5 pts	3 pts	1 pt
1912-57	6 pts	3 pts	1 pt
Since 1958	6 pts	3 pts	1 pt kick

2 pts run/pass

Safety has always been 2 points

All-Time Results



ROBERT KENT
Was 2-2-1 in only season as head coach



MIKE HARVEY
Coached two games in 1902 and was 0-2

1902 **2-4-1** Robert Kent, Mike Harvey

10/11	at Georgia Tech	Atlanta, GA	18-6	W
10/18	vs. Alabama	Birmingham	23-0	W
10/25	at Tulane	New Orleans, LA	0-0	T
10/27	at LSU	Baton Rouge, LA	0-5	L
11/6	vs. Sewanee	Birmingham	0-6	L
11/15	CLEMSON	AUBURN	0-16	L
11/27	vs. Georgia	Atlanta, GA	5-12	L



BILLY BATES
Also coached just one season at AU, finishing 4-3

1903 **4-3** Billy Bates

10/3	MONTGOMERY A.C.	AUBURN	26-0	W
10/17	SAMFORD	AUBURN	58-0	W
10/23	vs. Alabama	Montgomery	6-18	L
10/31	vs. Sewanee	Montgomery	0-47	L
11/11	LSU	AUBURN	12-0	W
11/14	at Georgia Tech	Atlanta, GA	10-5	W
11/26	vs. Georgia	Atlanta, GA	13-22	L



MIKE DONAHUE
Two different stints as coach (1904-06, 1908-22) leave him tied for second on AU's all-time victories list with 99. Also served as trainer, basketball coach, baseball coach, track coach and athletic director

1904 **5-0** Mike Donahue

10/15	at Clemson	Clemson, SC	5-0	W
10/22	vs. Nashville	Birmingham	10-0	W
10/29	GEORGIA TECH	AUBURN	12-0	W
11/12	vs. Alabama	Birmingham	29-5	W
11/24	vs. Georgia	Macon, GA	17-6	W

1905 **2-4** Mike Donahue

10/20	vs. Davidson	Birmingham	0-6	L
10/27	vs. Mississippi State	Columbus, MS	18-0	W
11/4	at Vanderbilt	Nashville, TN	0-54	L
11/11	CLEMSON	AUBURN	0-6	L
11/18	vs. Alabama	Birmingham	0-30	L
11/30	vs. Georgia	Macon, GA	20-0	W

1906 **1-5-1** Mike Donahue

10/8	MARYVILLE	AUBURN	0-0	T
10/13	GORDON	AUBURN	15-0	W
10/26	vs. Sewanee	Birmingham	5-10	L
11/3	at Georgia Tech	Atlanta, GA	0-11	L
11/10	at Clemson	Clemson, SC	4-6	L
11/17	vs. Alabama	Birmingham	0-10	L
11/29	vs. Georgia	Macon, GA	0-4	L



W.S. KIENHOLZ
Popular among his players, Kienholz went 6-2-1 as the first coach of a nine-game schedule in his only season at Auburn.

1907 **6-2-1** W.S. Kienholz

10/5	SAMFORD	AUBURN	23-0	W
10/7	MARYVILLE	AUBURN	29-0	W
10/12	GORDON	AUBURN	34-0	W
10/19	vs. Sewanee	Birmingham	6-12	L
10/26	at Georgia Tech	Atlanta, GA	12-6	W
11/2	CLEMSON	AUBURN	12-0	W
11/9	MERCER	AUBURN	63-0	W
11/16	vs. Alabama	Birmingham	6-6	T
11/28	vs. Georgia	Macon, GA	0-6	L

1908 **6-1** Mike Donahue

10/3	at Samford	Birmingham	18-0	W
10/10	GORDON	AUBURN	42-0	W
10/17	at Mercer	Macon, GA	23-0	W
10/24	vs. Sewanee	Birmingham	6-0	W
10/31	LSU	AUBURN	2-10	L
11/7	at Georgia Tech	Atlanta, GA	44-0	W
11/27	vs. Georgia	Montgomery	23-0	W

1909 **5-2** Mike Donahue

10/2	vs. Samford	Montgomery	11-0	W
10/9	GORDON	AUBURN	46-0	W
10/16	at Mercer	Macon, GA	23-5	W
10/23	at Vanderbilt	Nashville, TN	0-17	L
11/6	at Georgia Tech	Atlanta, GA	17-5	W
11/13	vs. Sewanee	Birmingham	11-12	L
11/25	vs. Georgia	Montgomery	9-0	W

1910 **6-1** Mike Donahue

10/8	MISSISSIPPI STATE	AUBURN	6-0	W
10/15	at Samford	Birmingham	78-0	W
10/22	CLEMSON	AUBURN	17-0	W
10/29	at Texas	Austin, TX	0-9	L
11/5	at Georgia Tech	Atlanta, GA	16-0	W
11/12	vs. Tulane	Gulfport, MS	33-0	W
11/24	vs. Georgia	Savannah, GA	26-0	W

All-Time Results

1911

4-2-1 Mike Donahue

10/7	MERCER	AUBURN	29-0	W
10/14	at Clemson	Clemson, SC	29-0	W
10/21	vs. Texas A&M	Dallas, TX	0-16	L
10/28	vs. Mississippi State	Birmingham	11-5	W
11/4	at Georgia Tech	Atlanta, GA	11-6	W
11/17	at Texas	Austin, TX	5-18	L
11/29	vs. Georgia	Savannah, GA	0-0	T

1912

6-1-1 Mike Donahue

10/5	vs. Mercer	Columbus, GA	56-0	W
10/12	FLORIDA	AUBURN	27-13	W
10/19	CLEMSON	AUBURN	27-6	W
10/26	vs. Mississippi State	Birmingham	7-0	W
11/2	at Georgia Tech	Atlanta, GA	27-7	W
11/9	vs. LSU	Mobile	7-0	W
11/23	vs. Vanderbilt	Birmingham	7-7	T
11/28	at Georgia	Athens, GA	6-12	L

1913

8-0 Mike Donahue

SIAA CHAMPIONS
NATIONAL CHAMPIONS (Billingsley)

10/4	MERCER	AUBURN	53-0	W
10/11	FLORIDA	AUBURN	55-0	W
10/18	vs. Mississippi State	Birmingham	34-0	W
10/25	at Clemson	Clemson, SC	20-0	W
11/1	vs. LSU	Mobile	7-0	W
11/8	at Georgia Tech	Atlanta, GA	20-0	W
11/15	vs. Vanderbilt	Birmingham	13-6	W
11/22	vs. Georgia	Atlanta, GA	21-7	W

1914

8-0-1 Mike Donahue

SIAA CHAMPIONS

9/26	MARION	AUBURN	39-0	W
10/3	vs. Florida	Jacksonville, FL	20-0	W
10/10	CLEMSON	AUBURN	28-0	W
10/17	NORTH ALA. A.C.	AUBURN	60-0	W
10/24	vs. Mississippi State	Birmingham	19-0	W
11/7	at Georgia Tech	Atlanta	14-0	W
11/14	vs. Vanderbilt	Birmingham	6-0	W
11/21	vs. Georgia	Atlanta, GA	0-0	T
11/25	vs. Carlisle	Atlanta, GA	7-0	W

1915

6-2 Mike Donahue

10/1	vs. Marion	Selma	78-0	W
10/9	FLORIDA	AUBURN	7-0	W
10/16	vs. Clemson	Anderson, SC	14-0	W
10/23	vs. Mississippi State	Birmingham	26-0	W
10/30	at Georgia	Athens, GA	12-0	W
11/6	MERCER	AUBURN	45-0	W
11/13	vs. Vanderbilt	Birmingham	0-17	L
11/25	at Georgia Tech	Atlanta, GA	0-7	L

1916

6-2 Mike Donahue

10/7	at Samford	Birmingham	35-0	W
10/14	MERCER	AUBURN	92-0	W
10/20	CLEMSON	AUBURN	28-0	W
10/28	vs. Mississippi State	Birmingham	7-3	W
11/4	vs. Georgia	Columbus, GA	3-0	W
11/11	vs. Florida	Jacksonville, FL	20-0	W
11/18	vs. Vanderbilt	Birmingham	9-20	L
11/30	at Georgia Tech	Atlanta, GA	7-33	L

1917

6-2-1 Mike Donahue

10/6	SAMFORD	AUBURN	53-0	W
10/13	vs. Camp Sheridan	Montgomery	13-0	W
10/19	at Clemson	Clemson, SC	7-0	W
10/27	vs. Mississippi State	Birmingham	13-6	W
11/3	FLORIDA	AUBURN	68-0	W
11/10	vs. Davidson	Atlanta, GA	7-21	L
11/17	at Vanderbilt	Nashville, TN	31-7	W
11/24	vs. Ohio State	Montgomery	0-0	T
11/29	at Georgia Tech	Atlanta, GA	7-68	L

1918

2-5 Mike Donahue

10/19	OGLETHORPE	AUBURN	58-0	W
10/26	CAMP GRIFFIN	AUBURN	0-26	L
11/3	at Marion	Marion	20-7	W
11/9	vs. Camp Gordon	Columbus, GA	6-14	L
11/16	vs. Vanderbilt	Birmingham	0-21	L
11/28	at Georgia Tech	Atlanta, GA	0-41	L
12/7	vs. Camp Sheridan	Montgomery	0-7	L

1919

8-1 Mike Donahue

SIAA CHAMPIONS

9/27	MARION	AUBURN	37-0	W
10/4	at Samford	Birmingham	19-6	W
10/12	CAMP GORDON	AUBURN	25-13	W
10/17	CLEMSON	AUBURN	7-0	W
10/25	at Vanderbilt	Nashville, TN	6-7	L
11/1	vs. Georgia	Columbus, GA	7-0	W
11/8	vs. Spring Hill	Mobile	10-0	W
11/15	vs. Mississippi State	Birmingham	7-0	W
11/27	at Georgia Tech	Atlanta, GA	14-7	W

1920

7-2 Mike Donahue

9/23	MARION	AUBURN	27-0	W
10/2	SAMFORD	AUBURN	88-0	W
10/9	FORT BENNING	AUBURN	14-2	W
10/15	at Clemson	Clemson, SC	21-0	W
10/23	vs. Vanderbilt	Birmingham	56-6	W
10/30	vs. Georgia	Columbus, GA	0-7	L
11/6	vs. B'ham-Southern	Montgomery	49-0	W
11/13	vs. Washington & Lee	Birmingham	77-0	W
11/25	at Georgia Tech	Atlanta, GA	0-34	L

All-Time Results

1921

5-3 Mike Donahue

10/1	at Samford	Birmingham	35-3	W
10/8	vs. Spring Hill	Montgomery	44-0	W
10/14	CLEMSON	AUBURN	56-0	W
10/22	FORT BENNING	AUBURN	14-7	W
10/29	vs. Georgia	Columbus, GA	0-7	L
11/5	at Tulane	New Orleans, LA	14-0	W
11/12	vs. Centre	Birmingham	0-21	L
11/24	at Georgia Tech	Atlanta, GA	0-14	L

1922

8-2 Mike Donahue

9/23	MARION	AUBURN	61-0	W
9/30	at Samford	Birmingham	72-0	W
10/7	vs. Spring Hill	Montgomery	19-6	W
10/14	at Army	West Point, NY	6-19	L
10/21	MERCER	AUBURN	50-7	W
10/28	FORT BENNING	AUBURN	30-0	W
11/4	vs. Georgia	Columbus, GA	7-3	W
11/11	vs. Tulane	Montgomery	19-0	W
11/18	vs. Centre	Birmingham	6-0	W
11/30	at Georgia Tech	Atlanta, GA	6-14	L



BOOZER PITTS

Won seven games in two-plus seasons, but was a standout Auburn player as well as a longtime mathematics professor

1923

3-3-3 Boozer Pitts

9/29	at Clemson	Clemson, SC	0-0	T
10/6	vs. B'ham-Southern	Montgomery	20-0	W
10/13	SAMFORD	AUBURN	30-0	W
10/20	at Army	West Point, NY	6-28	L
10/27	FORT BENNING	AUBURN	34-0	W
11/3	vs. Georgia	Columbus, GA	0-7	L
11/10	vs. Tulane	Montgomery	6-6	T
11/17	vs. Centre	Birmingham	0-17	L
11/29	at Georgia Tech	Atlanta, GA	0-0	T

1924

4-4-1 Boozer Pitts

9/27	at B'ham-Southern	Birmingham	7-0	W
10/4	CLEMSON	AUBURN	13-0	W
10/11	vs. Virginia Tech	Richmond, VA	0-0	T
10/18	SAMFORD	AUBURN	17-0	W
10/25	vs. LSU	Birmingham	3-0	W
11/1	at Vanderbilt	Nashville, TN	0-13	L
11/8	vs. Tulane	Montgomery	6-14	L
11/15	vs. Georgia	Columbus, GA	0-6	L
11/27	at Georgia Tech	Atlanta, GA	0-7	L



DAVE MOREY

"King Dave", as he was called by the students, was 10-10-1 before resigning after the third game of the 1927 season.

1925

5-3-1 Dave Morey

9/26	at B'ham-Southern	Birmingham	25-6	W
10/3	at Clemson	Clemson, SC	13-6	W
10/10	VIRGINIA TECH	AUBURN	19-0	W
10/17	vs. Texas	Dallas, TX	0-33	L
10/24	SAMFORD	AUBURN	7-6	W
10/31	vs. Tulane	Montgomery	0-13	L
11/7	vs. Georgia	Columbus, GA	0-34	L
11/14	vs. Vanderbilt	Birmingham	10-9	W
11/26	at Georgia Tech	Atlanta, GA	7-7	T

1926

5-4 Dave Morey

9/25	UT-CHATTANOOGA	AUBURN	15-6	W
10/2	CLEMSON	AUBURN	47-0	W
10/9	at Samford	Birmingham	33-14	W
10/16	vs. LSU	Montgomery	0-10	L
10/24	at Tulane	New Orleans, LA	2-0	W
10/30	vs. Sewanee	Montgomery	9-0	W
11/6	vs. Georgia	Columbus, GA	6-16	L
11/13	vs. Marquette	Birmingham	3-19	L
11/26	at Georgia Tech	Atlanta, GA	7-20	L

1927

0-7-2 Dave Morey, Boozer Pitts

9/24	STETSON	AUBURN	0-6	L
10/1	at Clemson	Clemson, SC	0-3	L
10/8	FLORIDA	AUBURN	6-33	L
10/15	vs. LSU	Montgomery	0-9	L
10/22	vs. Georgia	Columbus, GA	3-33	L
10/29	at Samford	Birmingham	9-9	T
11/5	at Tulane	New Orleans, LA	6-6	T
11/12	vs. Mississippi State	Birmingham	6-7	L
11/24	at Georgia Tech	Atlanta, GA	0-18	L



GEORGE BOHLER

Replaced by President Bradford Knapp after the fifth game of the 1929 season, Bohler was 3-11 in his Auburn career.

1928

1-8 George Bohler

9/28	vs. B'ham-Southern	Montgomery	0-6	L
10/6	CLEMSON	AUBURN	0-6	L
10/13	at Florida	Gainesville, FL	0-27	L
10/20	vs. Ole Miss	Birmingham	0-19	L
10/27	SAMFORD	AUBURN	25-6	W
11/3	vs. Georgia	Columbus, GA	0-13	L
11/10	at Tulane	New Orleans, LA	12-13	L
11/17	vs. Mississippi State	Birmingham	0-13	L
11/29	at Georgia Tech	Atlanta, GA	0-51	L

All-Time Results



JOHN FLOYD

His Auburn coaching career consisted of the final four games of the 1929 season before he moved on to become head coach and athletic director at The Citadel.

1929 2-7 George Bohler, John Floyd

9/27	vs. B'ham-Southern	Montgomery	7-0	W
10/5	at Clemson	Clemson, SC	7-20	L
10/11	vs. Florida	Montgomery	0-19	L
10/19	vs. Vanderbilt	Birmingham	2-41	L
10/26	SAMFORD	AUBURN	6-0	W
11/2	at Tennessee	Knoxville, TN	0-27	L
11/9	at Tulane	New Orleans, LA	0-52	L
11/15	at Georgia	Athens, GA	0-24	L
11/28	at Georgia Tech	Atlanta, GA	6-19	L



CHET WYNNE

An All-America fullback at Notre Dame, Wynne was a member of the Nebraska State Legislature when he took the Auburn coaching job. He hired Ralph Jordan as an assistant coach.

1930 3-7 Chet Wynne

9/26	vs. B'ham-Southern	Montgomery	0-7	L
10/4	SPRING HILL	AUBURN	13-0	W
10/11	vs. Florida	Jacksonville, FL	0-7	L
10/18	at Georgia Tech	Atlanta, GA	12-14	L
10/25	vs. Georgia	Columbus, GA	7-39	L
11/1	WOFFORD	AUBURN	38-6	W
11/8	at Tulane	New Orleans, LA	0-21	L
11/15	vs. Mississippi State	Birmingham	6-7	L
11/22	at Vanderbilt	Nashville, TN	0-27	L
11/27	vs. South Carolina	Columbus, GA	25-7	W

1931 5-3-1 Chet Wynne

9/25	vs. B'ham-Southern	Montgomery	24-6	W
10/10	at Wisconsin	Madison, WI	7-7	T
10/17	at Georgia Tech	Atlanta, GA	13-0	W
10/24	vs. Florida	Jacksonville, FL	12-13	L
10/31	SPRING HILL	AUBURN	27-7	W
11/7	vs. Tulane	Montgomery	0-27	L
11/14	vs. Sewanee	Birmingham	12-0	W
11/21	vs. Georgia	Columbus, GA	6-12	L
11/26	vs. South Carolina	Montgomery	13-6	W

1932 9-0-1 Chet Wynne

SOUTHERN CONFERENCE CHAMPIONS

9/23	vs. B'ham-Southern	Montgomery	61-0	W
10/1	ERSKINE	AUBURN	77-0	W
10/8	vs. Duke	Birmingham	18-7	W
10/15	at Georgia Tech	Atlanta, GA	6-0	W
10/22	at Tulane	New Orleans, LA	19-7	W
10/29	vs. Ole Miss	Montgomery	14-7	W
11/5	vs. Samford	Montgomery	25-0	W
11/12	vs. Florida	Montgomery	21-6	W
11/19	vs. Georgia	Columbus, GA	14-7	W
12/3	vs. South Carolina	Birmingham	20-20	T

1933 5-5, 2-2 SEC Chet Wynne

9/22	vs. B'ham-Southern	Montgomery	20-7	W
9/29	at Samford	Birmingham	19-0	W
10/14	* at Georgia Tech	Atlanta, GA	6-16	L
10/21	at George Washington	Washington, DC	6-19	L
10/28	* at Tulane	New Orleans, LA	13-7	W
11/4	at Duke	Durham, NC	7-13	L
11/11	OGLETHORPE	AUBURN	27-6	W
11/18	* vs. Georgia	Columbus, GA	14-6	W
11/25	* at Florida	Gainesville, FL	7-14	L
12/2	vs. South Carolina	Birmingham	14-16	L



JACK MEAGHER

Another Notre Dame product and a strict disciplinarian, Meagher produced Auburn's first two bowl teams. What is now Jordan-Hare Stadium was built and dedicated in 1939 under his leadership.

1934 2-8, 1-6 SEC Jack Meagher

9/21	vs. B'ham-Southern	Montgomery	0-7	L
9/29	OGLETHORPE	AUBURN	15-0	W
10/6	* at Tulane	New Orleans, LA	0-13	L
10/13	* at LSU	Baton Rouge, LA	6-20	L
10/20	* at Vanderbilt	Nashville, TN	6-7	L
10/27	* at Kentucky	Lexington, KY	0-9	L
11/3	vs. Duke	Birmingham	6-13	L
11/10	* at Georgia Tech	Atlanta, GA	18-6	W
11/17	* vs. Florida	Montgomery	7-14	L
11/24	* vs. Georgia	Columbus, GA	0-18	L

1935 8-2, 5-2 SEC Jack Meagher

9/27	vs. B'ham-Southern	Montgomery	25-7	W
10/5	* at Tulane	New Orleans, LA	10-0	W
10/12	* vs. Tennessee	Birmingham	6-13	L
10/19	* vs. Kentucky	Montgomery	23-0	W
10/25	at Duke	Durham, NC	7-0	W
11/2	* at LSU	Baton Rouge, LA	0-6	L
11/9	* at Georgia Tech	Atlanta, GA	33-7	W
11/16	OGLETHORPE	AUBURN	51-0	W
11/23	* vs. Georgia	Columbus, GA	19-7	W
11/30	* vs. Florida	Miami, FL	27-6	W

1936 7-2-2, 4-1-1 SEC Jack Meagher

9/25	vs. B'ham-Southern	Montgomery	45-0	W	
10/3	* at Tulane	New Orleans, LA	0-0	T	
10/10	* at Tennessee	Knoxville, TN	6-0	W	
10/17	at Detroit	Detroit, MI	6-0	W	
10/24	* vs. Georgia	Columbus, GA	NR/NR	20-13	W
10/30	at Santa Clara	San Francisco, CA	16/19	0-12	L
11/7	* at Georgia Tech	Atlanta, GA	20/NR	13-12	W
11/14	* vs. LSU	Birmingham	NR/7	6-19	L
11/21	LOYOLA	AUBURN	NR/NR	44-0	W
11/28	* vs. Florida	Montgomery	NR/NR	13-0	W

BACARDI BOWL

1/1	vs. Villanova	Havana, Cuba	NR/NR	7-7	T	12,000
-----	---------------	--------------	-------	-----	---	--------

All-Time Results

1937 6-2-3, 4-1-2 SEC Jack Meagher

9/24	vs. B'ham-Southern	Montgomery	19-0	W	
10/4	* at Tulane	New Orleans, LA	0-0		T
10/9	at Villanova	Philadelphia, PA	0-0		T
10/16	* vs. Mississippi State	Birmingham	33-7	W	
10/23	* at Georgia Tech	Atlanta, GA	20/NR 21-0	W	
10/30	at Rice	Houston, TX	12/NR 7-13		L
11/6	* vs. Tennessee	Birmingham	NR/15 20-7	W	
11/13	* at LSU	Baton Rouge, LA	14/12 7-9		L
11/20	* vs. Georgia	Columbus, GA	NR/NR 0-0		T
11/27	* vs. Florida	Jacksonville, FL	NR/NR 14-0	W	

ORANGE BOWL

1/1	vs. Michigan State	Miami, FL	NR/NR 6-0	W	18,972
-----	--------------------	-----------	-----------	---	--------

1938 4-5-1, 3-3-1 SEC Jack Meagher

9/23	vs. B'ham-Southern	Montgomery	14-0	W	
10/1	* at Tulane	New Orleans, LA	0-0		T
10/8	* at Tennessee	Knoxville, TN	0-7		L
10/14	* vs. Mississippi State	Montgomery	20-6	W	
10/22	* at Georgia Tech	Atlanta, GA	NR/NR 6-7		L
10/29	at Rice	Houston, TX	NR/NR 0-14		L
11/5	at Villanova	Philadelphia, PA	NR/NR 12-25		L
11/12	* vs. LSU	Birmingham	NR/NR 28-6	W	
11/19	* vs. Georgia	Columbus, GA	NR/NR 23-14	W	
11/26	* vs. Florida	Jacksonville, FL	NR/NR 7-9		L

1939 5-5-1, 3-3-1 SEC Jack Meagher

9/29	vs. B'ham-Southern	Montgomery	6-0	W	
10/7	* at Tulane	New Orleans, LA	0-12		L
10/14	* vs. Mississippi State	Birmingham	7-0	W	
10/21	at Manhattan	New York, NY	NR/NR 0-7		L
10/28	* at Georgia Tech	Atlanta, GA	NR/NR 6-7		L
11/4	at Boston College	Boston, MA	NR/NR 7-13		L
11/11	vs. Villanova	Birmingham	NR/NR 10-9	W	
11/18	* at LSU	Baton Rouge, LA	NR/NR 21-7	W	
11/25	* vs. Georgia	Columbus, GA	NR/NR 7-0	W	
11/30	* FLORIDA	AUBURN	NR/NR 7-7		T
12/9	* at Tennessee	Knoxville, TN	NR/2 0-7		L

1940 6-4-1, 3-2-1 SEC Jack Meagher

9/27	vs. Samford	Montgomery	27-13	W	
10/5	* at Tulane	New Orleans, LA	20-14	W	
10/12	* vs. Mississippi State	Birmingham	7-7		T
10/19	at SMU	Dallas, TX	NR/NR 13-20		L
10/26	* at Georgia Tech	Atlanta, GA	NR/NR 16-7	W	
11/2	* vs. Georgia	Columbus, GA	NR/NR 13-14		L
11/9	CLEMSON	AUBURN	NR/NR 21-7	W	
11/16	* vs. LSU	Birmingham	NR/NR 13-21		L
11/23	at Boston College	Boston, MA	NR/4 7-33		L
11/30	* vs. Florida	Columbus, GA	NR/NR 20-7	W	
12/7	vs. Villanova	Montgomery	NR/NR 13-10	W	

1941 4-5-1, 0-4-1 SEC Jack Meagher

9/26	vs. Samford	Montgomery	13-0	W	
10/4	* at Tulane	New Orleans, LA	0-32		L
10/11	LA. TECH	AUBURN	34-0	W	
10/18	vs. SMU	Birmingham	NR/NR 7-20		L
10/25	* at Georgia Tech	Atlanta, GA	NR/NR 14-28		L
11/1	* vs. Georgia	Columbus, GA	NR/NR 0-7		L
11/8	* vs. Mississippi State	Birmingham	NR/15 7-14		L

11/15	* at LSU	Baton Rouge, LA	NR/NR 7-7		T
11/22	at Villanova	Philadelphia, PA	NR/NR 13-0	W	
11/29	CLEMSON	AUBURN	NR/16 28-7	W	

1942 6-4-1, 3-3 SEC Jack Meagher 16th AP

9/18	vs. UT-Chattanooga	Montgomery	20-7	W	
9/26	* at Georgia Tech	Atlanta, GA	0-15		L
10/3	* at Tulane	New Orleans, LA	27-13	W	
10/10	* at Florida	Gainesville, FL	0-6		L
10/17	at Georgetown	Washington, DC	NR/NR 6-6		T
10/23	vs. Villanova	Montgomery	NR/NR 14-6	W	
10/31	* vs. Mississippi State	Birmingham	NR/NR 0-6		L
11/7	vs. Georgia Navy P-F	Columbus, GA	NR/NR 14-41		L
11/14	* vs. LSU	Birmingham	NR/NR 25-7	W	
11/21	* vs. Georgia	Columbus, GA	NR/1 27-13	W	
11/28	CLEMSON	AUBURN	16/NR 41-13	W	

1943 No Team WWII



CARL VOYLES

Charged with reinstating the program following World War II, Voyles was 15-22 in four years, but did hire Auburn wrestling coaching legend Swede Umbach as an assistant in 1944.

1944 4-4, 0-4 SEC Carl Voyles

9/29	vs. Samford	Montgomery	32-0	W	
10/7	FORT BENNING	AUBURN	7-0	W	
10/14	* at Georgia Tech	Atlanta, GA	NR/10 0-27		L
10/21	* at Tulane	New Orleans, LA	NR/NR 13-16		L
11/4	PRESBYTERIAN	AUBURN	NR/NR 57-0	W	
11/11	* vs. Mississippi State	Birmingham	NR/19 21-26		L
11/18	* vs. Georgia	Columbus, GA	NR/NR 13-49		L
11/24	at Miami (Fla.)	Miami, FL	NR/NR 38-19	W	

1945 5-5, 2-3 SEC Carl Voyles

9/21	vs. Samford	Montgomery	38-0	W	
9/28	at Maxwell Field	Montgomery	0-7		L
10/6	* vs. Mississippi State	Birmingham	0-20		L
10/20	* at Tulane	New Orleans, LA	NR/NR 20-14	W	
10/27	* at Georgia Tech	Atlanta, GA	NR/NR 7-20		L
11/3	* FLORIDA	AUBURN	NR/NR 19-0	W	
11/10	SW LOUISIANA	AUBURN	NR/NR 52-0	W	
11/17	* vs. Georgia	Columbus, GA	NR/NR 0-35		L
11/24	LA. TECH	AUBURN	NR/NR 29-0	W	
11/30	at Miami (Fla.)	Miami, FL	NR/NR 7-33		L

1946 4-6, 1-5 SEC Carl Voyles

9/27	vs. Southern Miss	Montgomery	13-12	W	
10/5	FURMAN	AUBURN	26-6	W	
10/12	vs. Saint Louis	Birmingham	NR/NR 27-7	W	
10/19	* at Tulane	New Orleans, LA	NR/NR 0-32		L
10/26	* at Georgia Tech	Atlanta, GA	NR/15 6-27		L
11/2	* vs. Vanderbilt	Montgomery	NR/NR 0-19		L
11/9	* vs. Mississippi State	Birmingham	NR/NR 0-33		L
11/16	* vs. Georgia	Columbus, GA	NR/3 0-41		L

All-Time Results

11/23	vs. Clemson	Montgomery	NR/NR	13-21	L
11/30	* at Florida	Gainesville, FL	NR/NR	47-12	W

1947 2-7, 1-5 SEC Carl Voyles

9/27	vs. Southern Miss	Montgomery		13-19	L
10/4	LA. TECH	AUBURN		14-0	W
10/11	* vs. Florida	Montgomery	NR/NR	20-14	W
10/18	* at Georgia Tech	Atlanta, GA	NR/5	7-27	L
10/25	* at Tulane	New Orleans, LA	NR/NR	0-40	L
11/1	* at Vanderbilt	Nashville, TN	NR/NR	0-28	L
11/8	* vs. Mississippi State	Birmingham	NR/NR	0-14	L
11/15	* vs. Georgia	Columbus, GA	NR/NR	6-28	L
11/22	at Clemson	Clemson, SC	NR/NR	18-34	L



EARL BROWN

Another Notre Dame All-America player, Brown was hired at age 32 from Canisius but went just 3-22-4 in three seasons.

1948 1-8-1, 0-7 SEC Earl Brown

9/24	vs. Southern Miss	Montgomery		20-14	W
10/2	LA. TECH	AUBURN		13-13	T
10/9	* vs. Florida	Tampa, FL	NR/NR	9-16	L
10/16	* at Georgia Tech	Atlanta, GA	NR/7	0-27	L
10/23	* at Tulane	New Orleans, LA	NR/17	6-21	L
10/29	* vs. Vanderbilt	Montgomery	NR/NR	0-47	L
11/6	* vs. Mississippi State	Birmingham	NR/NR	0-20	L
11/13	* vs. Georgia	Columbus, GA	NR/13	14-42	L
11/27	vs. Clemson	Mobile	NR/9	6-7	L
12/4	* vs. Alabama	Birmingham	NR/NR	0-55	L

1949 2-4-3, 2-4-2 SEC Earl Brown

9/23	* vs. Ole Miss	Montgomery		7-40	L
10/8	* vs. Florida	Mobile		14-14	T
10/15	* at Georgia Tech	Atlanta, GA		21-35	L
10/22	* at Tulane	New Orleans, LA	NR/20	6-14	L
10/29	* at Vanderbilt	Nashville, TN	NR/NR	7-26	L
11/5	* MISSISSIPPI STATE	AUBURN	NR/NR	25-6	W
11/12	* vs. Georgia	Columbus, GA	NR/NR	20-20	T
11/26	vs. Clemson	Mobile	NR/NR	20-20	T
12/3	* vs. Alabama	Birmingham	NR/NR	14-13	W

1950 0-10, 0-7 SEC Earl Brown

9/22	vs. Wofford	Montgomery	NR/NR	14-19	L
9/30	* at Vanderbilt	Nashville, TN	NR/NR	0-41	L
10/7	SE LOUISIANA	AUBURN	NR/NR	0-6	L
10/14	* at Florida	Gainesville, FL	NR/NR	7-27	L
10/21	* at Georgia Tech	Atlanta, GA	NR/NR	0-20	L
10/28	* TULANE	AUBURN	NR/NR	0-28	L
11/4	* at Mississippi State	Starkville, MS	NR/NR	0-27	L
11/18	* vs. Georgia	Columbus, GA	NR/NR	10-12	L
11/25	CLEMSON	AUBURN	NR/11	0-41	L
12/2	* vs. Alabama	Birmingham	NR/16	0-34	L



RALPH "SHUG" JORDAN

AU's winningest coach, Jordan was named national coach of the year after his 1957 team won Auburn's first national championship. He is a member of the National Football Foundation Hall of Fame.

1951 5-5, 3-4 SEC Ralph "Shug" Jordan

9/29	* VANDERBILT	AUBURN	NR/NR	24-14	W
10/5	vs. Wofford	Montgomery	NR/NR	30-14	W
10/13	* FLORIDA	AUBURN	NR/NR	14-13	W
10/20	* at Georgia Tech	Atlanta, GA	NR/5	7-27	L
10/27	* at Tulane	New Orleans, LA	NR/NR	21-0	W
11/3	LA. COLLEGE	AUBURN	NR/NR	49-0	W
11/10	* vs. Ole Miss	Mobile	NR/NR	14-39	L
11/17	* vs. Georgia	Columbus, GA	NR/NR	14-46	L
11/24	at Clemson	Clemson, SC	NR/NR	0-34	L
12/1	* vs. Alabama	Birmingham	NR/NR	7-25	L

1952 2-8, 0-7 SEC Ralph "Shug" Jordan

9/27	vs. Maryland	Birmingham	NR/2	7-13	L
10/4	* vs. Ole Miss	Memphis, TN	NR/18	7-20	L
10/11	WOFFORD	AUBURN	NR/NR	54-7	W
10/18	* at Georgia Tech	Atlanta, GA	NR/4	0-33	L
10/25	* vs. Tulane	Mobile	NR/NR	6-21	L
11/1	* at Florida	Gainesville, FL	NR/20	21-31	L
11/8	* MISSISSIPPI STATE	AUBURN	NR/NR	34-49	L
11/15	* vs. Georgia	Columbus, GA	NR/NR	7-13	L
11/22	CLEMSON	AUBURN	NR/NR	3-0	W
11/29	* vs. Alabama	Birmingham	NR/8	0-21	L

1953 7-3-1, 4-2-1 SEC Ralph "Shug" Jordan 17th AP

9/25	vs. Stetson	Montgomery	NR/NR	47-0	W
10/3	* OLE MISS	AUBURN	NR/15	13-0	W
10/10	* at Mississippi State	Starkville, MS	NR/13	21-21	T
10/17	* at Georgia Tech	Atlanta, GA	19/6	6-36	L
10/24	* vs. Tulane	Mobile	NR/NR	34-7	W
10/31	* FLORIDA	AUBURN	NR/NR	16-7	W
11/6	at Miami	Miami, FL	15/NR	29-20	W
11/14	* vs. Georgia	Columbus, GA	20/NR	39-18	W
11/21	at Clemson	Clemson, SC	14/NR	45-19	W
11/28	* vs. Alabama	Birmingham	16/NR	7-10	L
GATOR BOWL					
1/1	vs. Texas Tech	Jacksonville, FL	17/12	13-35	L 28,641

1954 8-3, 3-3 SEC Ralph "Shug" Jordan 13th AP

9/25	UT-CHATTANOOGA	AUBURN	NR/NR	45-0	W
10/2	* at Florida	Gainesville, FL	NR/20	13-19	L
10/9	* at Kentucky	Lexington, KY	NR/NR	14-21	L
10/16	* at Georgia Tech	Atlanta, GA	NR/19	7-14	L
10/23	FLORIDA STATE	AUBURN	NR/NR	33-0	W
10/30	* vs. Tulane	Mobile	NR/NR	27-0	W
11/6	vs. Miami (Fla.)	Birmingham	NR/6	14-13	W
11/13	* vs. Georgia	Columbus, GA	NR/20	35-0	W
11/20	CLEMSON	AUBURN	18/NR	27-6	W
11/27	* vs. Alabama	Birmingham	15/NR	28-0	W
GATOR BOWL					
12/31	vs. Baylor	Jacksonville, FL	13/18	33-13	W 28,426

All-Time Results

1955 8-2-1, 5-1-1 SEC Ralph "Shug" Jordan 8th AP, 8th UPI

9/24	UT-CHATTANOOGA	AUBURN	NR/NR	15-6	W
10/1	* FLORIDA	AUBURN	NR/NR	13-0	W
10/8	* vs. Kentucky	Birmingham	14/19	14-14	T
10/15	* at Georgia Tech	Atlanta, GA	17/5	14-12	W
10/22	FURMAN	AUBURN	9/NR	52-0	W
10/29	* at Tulane	New Orleans, LA	8/NR	13-27	L
11/5	* MISSISSIPPI STATE	AUBURN	14/20	27-26	W
11/12	* vs. Georgia	Columbus, GA	12/NR	16-13	W
11/19	vs. Clemson	Mobile	12/NR	21-0	W
11/26	* vs. Alabama	Birmingham	10/NR	26-0	W

GATOR BOWL

12/31	vs. Vanderbilt	Jacksonville, FL	8/NR	13-25	L	32,175
-------	----------------	------------------	------	-------	---	--------

1956 7-3, 4-3 SEC Ralph "Shug" Jordan

9/29	* vs. Tennessee	Birmingham	NR/NR	7-35	L
10/6	FURMAN	AUBURN	NR/NR	41-0	W
10/13	* at Kentucky	Lexington, KY	NR/NR	13-0	W
10/20	* at Georgia Tech	Atlanta, GA	NR/3	7-28	L
10/27	HOUSTON	AUBURN	NR/NR	12-0	W
11/3	* at Florida	Gainesville, FL	NR/NR	0-20	L
11/10	* MISSISSIPPI STATE	AUBURN	NR/NR	27-20	W
11/17	* vs. Georgia	Columbus, GA	NR/NR	20-0	W
11/24	FLORIDA STATE	AUBURN	NR/NR	13-7	W
12/1	* vs. Alabama	Birmingham	NR/NR	34-7	W

NATIONAL CHAMPIONS

1957 10-0, 7-0 SEC Ralph "Shug" Jordan

1st AP, 2nd UPI

SEC CHAMPIONS

9/28	* at Tennessee	Knoxville, TN	NR/8	7-0	W
10/5	UT-CHATTANOOGA	AUBURN	7/NR	40-7	W
10/12	* KENTUCKY	AUBURN	9/NR	6-0	W
10/19	* at Georgia Tech	Atlanta, GA	9/NR	3-0	W
10/26	at Houston	Houston, TX	5/NR	48-7	W
11/2	* FLORIDA	AUBURN	4/19	13-0	W
11/9	* vs. Mississippi State	Birmingham	3/17	15-7	W
11/16	* vs. Georgia	Columbus, GA	3/NR	6-0	W
11/23	at Florida State	Tallahassee, FL	2/NR	29-7	W
11/30	* vs. Alabama	Birmingham	1/NR	40-0	W

1958 9-0-1, 6-0-1 SEC Ralph "Shug" Jordan

4th AP, 4th UPI

9/27	* vs. Tennessee	Birmingham	3/NR	13-0	W
10/4	UT-CHATTANOOGA	AUBURN	2/NR	30-8	W
10/11	* at Kentucky	Lexington, KY	1/NR	8-0	W
10/18	* at Georgia Tech	Atlanta, GA	2/NR	7-7	T
10/25	MARYLAND	AUBURN	5/NR	20-7	W
11/1	* at Florida	Gainesville, FL	4/NR	6-5	W
11/8	* MISSISSIPPI STATE	AUBURN	5/NR	33-14	W
11/15	* vs. Georgia	Columbus, GA	4/NR	21-6	W
11/22	WAKE FOREST	AUBURN	2/NR	21-7	W
11/29	* vs. Alabama	Birmingham	2/NR	14-8	W

1959 7-3, 4-3 SEC Ralph "Shug" Jordan Tied For 19th UPI

9/26	* at Tennessee	Knoxville, TN	3/NR	0-3	L
10/3	HARDIN-SIMMONS	AUBURN	17/NR	35-12	W
10/10	* KENTUCKY	AUBURN	14/NR	33-0	W
10/17	* at Georgia Tech	Atlanta, GA	11/4	7-6	W
10/23	at Miami	Miami, FL	7/NR	21-6	W
10/31	* FLORIDA	AUBURN	8/NR	6-0	W
11/7	* vs. Mississippi State	Birmingham	8/NR	31-0	W
11/14	* at Georgia	Athens, GA	8/12	13-14	L
11/21	SOUTHERN MISS	AUBURN	12/NR	28-7	W
11/28	* vs. Alabama	Birmingham	11/19	0-10	L

1960 8-2, 5-2 SEC Ralph "Shug" Jordan 13th AP, 14th UPI

9/24	* vs. Tennessee	Birmingham	NR/NR	3-10	L
10/1	* at Kentucky	Lexington, KY	NR/NR	10-7	W
10/8	UT-CHATTANOOGA	AUBURN	NR/NR	10-0	W
10/15	* vs. Georgia Tech	Birmingham	NR/19	9-7	W
10/22	MIAMI (FLA.)	AUBURN	17/NR	20-7	W
10/29	* at Florida	Gainesville, FL	14/NR	10-7	W
11/5	* MISSISSIPPI STATE	AUBURN	12/NR	27-12	W
11/12	* GEORGIA	AUBURN	10/NR	9-6	W
11/19	FLORIDA STATE	AUBURN	9/NR	57-21	W
11/26	* vs. Alabama	Birmingham	8/17	0-3	L

1961 6-4, 3-4 SEC Ralph "Shug" Jordan

9/30	* at Tennessee	Knoxville, TN	NR/NR	24-21	W
10/7	* KENTUCKY	AUBURN	NR/NR	12-14	L
10/14	UT-CHATTANOOGA	AUBURN	NR/NR	35-7	W
10/21	* at Georgia Tech	Atlanta, GA	NR/8	6-7	L
10/28	CLEMSON	AUBURN	NR/NR	24-14	W
11/4	WAKE FOREST	AUBURN	NR/NR	21-7	W
11/11	* vs. Mississippi State	Birmingham	NR/NR	10-11	L
11/18	* at Georgia	Athens, GA	NR/NR	10-7	W
11/25	* FLORIDA	AUBURN	NR/NR	32-15	W
12/2	* vs. Alabama	Birmingham	NR/1	0-34	L

1962 6-3-1, 4-3 SEC Ralph "Shug" Jordan

9/29	* vs. Tennessee	Birmingham	NR/NR	22-21	W
10/6	* at Kentucky	Lexington, KY	NR/NR	16-6	W
10/13	UT-CHATTANOOGA	AUBURN	NR/NR	54-6	W
10/20	* vs. Georgia Tech	Birmingham	NR/NR	17-14	W
10/27	at Clemson	Clemson, SC	NR/NR	17-14	W
11/3	* at Florida	Gainesville, FL	10/NR	3-22	L
11/10	* MISSISSIPPI STATE	AUBURN	NR/NR	9-3	W
11/17	* GEORGIA	AUBURN	NR/NR	21-30	L
11/24	FLORIDA STATE	AUBURN	NR/NR	14-14	T
12/1	* vs. Alabama	Birmingham	NR/5	0-38	L

1963 9-2, 6-1 SEC Ralph "Shug" Jordan 5th AP, 6th UPI

9/21	at Houston	Houston, TX	NR/NR	21-14	W
9/28	* at Tennessee	Knoxville, TN	NR/NR	23-19	W
10/5	* KENTUCKY	AUBURN	NR/NR	14-13	W
10/12	UT-CHATTANOOGA	AUBURN	NR/NR	28-0	W
10/19	* at Georgia Tech	Atlanta, GA	NR/8	29-21	W
11/2	* FLORIDA	AUBURN	5/NR	19-0	W

All-Time Results

11/9	* vs. Mississippi State	Jackson, MS	5/NR	10-13	L	
11/16	* at Georgia	Athens, GA	9/NR	14-0	W	
11/23	FLORIDA STATE	AUBURN	9/NR	21-15	W	
11/30	* vs. Alabama	Birmingham	9/6	10-8	W	
ORANGE BOWL						
1/1	vs. Nebraska	Miami, FL	5/6	7-13	L	72,647

1964 6-4, 3-3 SEC Ralph "Shug" Jordan

9/19	HOUSTON	AUBURN	8/NR	30-0	W	
9/26	* vs. Tennessee	Birmingham	8/NR	3-0	W	
10/3	* at Kentucky	Lexington, KY	7/NR	0-20	L	
10/10	UT-CHATTANOOGA	AUBURN	NR/NR	33-12	W	
10/17	vs. Georgia Tech	Birmingham	NR/NR	3-7	L	
10/24	SOUTHERN MISS	AUBURN	NR/NR	14-7	W	
10/31	* at Florida	Gainesville, FL	NR/10	0-14	L	
11/7	* MISSISSIPPI STATE	AUBURN	NR/NR	12-3	W	
11/14	* GEORGIA	AUBURN	NR/NR	14-7	W	
11/26	* vs. Alabama	Birmingham	NR/2	14-21	L	

1965 5-5-1, 4-1-1 SEC Ralph "Shug" Jordan

9/18	BAYLOR	AUBURN	NR/NR	8-14	L	
9/25	* at Tennessee	Knoxville, TN	NR/NR	13-13	T	
10/2	* KENTUCKY	AUBURN	NR/6	23-18	W	
10/9	UT-CHATTANOOGA	AUBURN	NR/NR	30-7	W	
10/16	at Georgia Tech	Atlanta, GA	NR/NR	14-23	L	
10/23	SOUTHERN MISS	AUBURN	NR/NR	0-3	L	
10/30	* FLORIDA	AUBURN	NR/7	28-17	W	
11/6	* vs. Mississippi State	Birmingham	NR/NR	25-18	W	
11/13	* at Georgia	Athens, GA	NR/NR	21-19	W	
11/27	* vs. Alabama	Birmingham	NR/5	3-30	L	
LIBERTY BOWL						
12/18	vs. Ole Miss	Memphis, TN	NR/NR	7-13	L	38,607

1966 4-6, 1-5 SEC Ralph "Shug" Jordan

9/17	UT-CHATTANOOGA	AUBURN	NR/NR	20-6	W	22,808
9/24	* vs. Tennessee	Birmingham	NR/NR	0-28	L	52,582
10/1	* at Kentucky	Lexington, KY	NR/NR	7-17	L	37,500
10/8	WAKE FOREST	AUBURN	NR/NR	14-6	W	18,511
10/15	vs. Georgia Tech	Birmingham	NR/7	3-17	L	48,362
10/22	TCU	AUBURN	NR/NR	7-6	W	34,976
10/29	* at Florida	Gainesville, FL	NR/7	27-30	L	58,637
11/5	* vs. Mississippi State	Jackson, MS	NR/NR	13-0	W	26,976
11/12	* GEORGIA	AUBURN	NR/9	13-21	L	44,773
12/3	* vs. Alabama	Birmingham	NR/3	0-31	L	66,808

1967 6-4, 3-3 SEC Ralph "Shug" Jordan

9/23	UT-CHATTANOOGA	AUBURN	NR/NR	40-6	W	20,573
9/30	* at Tennessee	Knoxville, TN	NR/NR	13-27	L	54,566
10/7	* KENTUCKY	AUBURN	NR/NR	48-7	W	24,962
10/14	CLEMSON	AUBURN	NR/NR	43-21	W	26,051
10/21	at Georgia Tech	Atlanta, GA	NR/NR	28-10	W	59,603
10/27	at Miami	Miami, FL	NR/NR	0-7	L	48,422
11/4	* FLORIDA	AUBURN	NR/NR	26-21	W	37,858
11/11	* MISSISSIPPI STATE	AUBURN	NR/NR	36-0	W	40,871
11/18	* at Georgia	Athens, GA	NR/NR	0-17	L	56,709
12/2	* vs. Alabama	Birmingham	NR/8	3-7	L	69,723

1968 7-4, 4-2 SEC Ralph "Shug" Jordan

9/21	SMU	AUBURN	NR/NR	28-37	L	40,606
9/28	* vs. Mississippi State	Jackson, MS	NR/NR	26-0	W	25,200
10/5	* at Kentucky	Lexington, KY	NR/NR	26-7	W	35,200
10/12	at Clemson	Clemson, SC	NR/NR	21-10	W	40,000
10/19	vs. Georgia Tech	Birmingham	NR/NR	20-21	L	47,547
10/26	MIAMI (FLA.)	AUBURN	NR/9	31-6	W	44,710
11/2	* at Florida	Gainesville, FL	NR/20	24-13	W	63,122
11/9	* vs. Tennessee	Birmingham	18/5	28-14	W	68,821
11/16	* GEORGIA	AUBURN	12/5	3-17	L	51,650
11/30	* vs. Alabama	Birmingham	18/15	16-24	L	68,821
SUN BOWL						
12/28	vs. Arizona	El Paso, TX	NR/NR	34-10	W	32,302

1969 8-3, 5-2 SEC Ralph "Shug" Jordan

20th AP, 15th UPI

9/20	WAKE FOREST	AUBURN	20/NR	57-0	W	35,000
9/27	* at Tennessee	Knoxville, TN	17/19	19-45	L	57,826
10/4	* KENTUCKY	AUBURN	NR/NR	44-3	W	38,000
10/11	CLEMSON	AUBURN	20/NR	51-0	W	38,000
10/18	at Georgia Tech	Atlanta, GA	15/NR	17-14	W	59,464
10/25	* at LSU	Baton Rouge, LA	14/9	20-21	L	65,000
11/1	* FLORIDA	AUBURN	17/7	38-12	W	50,086
11/8	* MISSISSIPPI STATE	AUBURN	11/NR	52-13	W	47,600
11/15	* at Georgia	Athens, GA	11/16	16-3	W	59,306
11/29	* vs. Alabama	Birmingham	12/NR	49-26	W	72,303
ASTRO-BLUEBONNET BOWL						
12/31	vs. Houston	Houston, TX	12/17	7-36	L	55,203

1970 9-2, 5-2 SEC Ralph "Shug" Jordan

10th AP, 9th UPI

9/19	SOUTHERN MISS	AUBURN	NR/NR	33-14	W	48,500
9/26	* vs. Tennessee	Birmingham	NR/17	36-23	W	65,306
10/3	* at Kentucky	Lexington, KY	12/NR	33-15	W	37,500
10/10	at Clemson	Clemson, SC	9/NR	44-0	W	41,202
10/17	GEORGIA TECH	AUBURN	8/16	31-7	W	62,391
10/24	* LSU	AUBURN	6/14	9-17	L	62,392
10/31	* at Florida	Gainesville, FL	12/NR	63-14	W	62,560
11/7	* vs. Mississippi State	Birmingham	10/NR	56-0	W	45,000
11/14	* GEORGIA	AUBURN	8/NR	17-31	L	61,791
11/28	* vs. Alabama	Birmingham	11/NR	33-28	W	71,774
GATOR BOWL						
1/1	vs. Ole Miss	Jacksonville, FL	10/NR	35-28	W	71,136

1971 9-2, 5-1 SEC Ralph "Shug" Jordan

12th AP, 5th UPI

9/18	UT-CHATTANOOGA	AUBURN	7/NR	60-7	W	45,000
9/25	* at Tennessee	Knoxville, TN	5/9	10-9	W	62,990
10/2	* KENTUCKY	AUBURN	5/NR	38-6	W	48,000
10/9	SOUTHERN MISS	AUBURN	4/NR	27-14	W	42,000
10/16	at Georgia Tech	Atlanta, GA	5/NR	31-14	W	62,204
10/23	CLEMSON	AUBURN	5/NR	35-13	W	55,000
10/30	* FLORIDA	AUBURN	5/NR	40-7	W	63,500
11/6	* MISSISSIPPI STATE	AUBURN	5/NR	30-21	W	45,000
11/13	* at Georgia	Athens, GA	6/7	35-20	W	62,891
11/27	* vs. Alabama	Birmingham	5/3	7-31	L	68,821
SUGAR BOWL						
1/1	vs. Oklahoma	New Orleans, LA	5/3	22-40	L	84,031

All-Time Results

1972

10-1, 6-1 SEC

Ralph "Shug" Jordan

5th AP, 7th UPI

9/9	* vs. Mississippi State	Jackson, MS	NR/NR	14-3	W	40,000
9/23	UT-CHATTANOOGA	AUBURN	NR/NR	14-7	W	43,000
9/30	* vs. Tennessee	Birmingham	NR/4	10-6	W	69,483
10/7	* vs. Ole Miss	Jackson, MS	17/18	19-13	W	46,421
10/14	* at LSU	Baton Rouge, LA	9/8	7-35	L	70,132
10/21	GEORGIA TECH	AUBURN	14/NR	24-14	W	60,261
10/28	FLORIDA STATE	AUBURN	12/17	27-14	W	58,122
11/4	* at Florida	Gainesville, FL	11/NR	26-20	W	57,551
11/18	* GEORGIA	AUBURN	11/NR	27-10	W	62,448
12/2	* vs. Alabama	Birmingham	9/2	17-16	W	72,386
GATOR BOWL						
12/30	vs. Colorado	Jacksonville, FL	6/13	24-3	W	71,114

1973

6-6, 2-5 SEC

Ralph "Shug" Jordan

9/15	vs. Oregon State	Birmingham	12/NR	18-9	W	45,000
9/22	UT-CHATTANOOGA	AUBURN	12/NR	31-0	W	46,500
9/29	* at Tennessee	Knoxville, TN	11/9	0-21	L	71,656
10/6	* OLE MISS	AUBURN	NR/NR	14-7	W	56,500
10/13	* LSU	AUBURN	NR/10	6-20	L	64,331
10/20	at Georgia Tech	Atlanta, GA	NR/NR	24-10	W	59,123
10/27	HOUSTON	AUBURN	NR/12	7-0	W	58,426
11/3	* FLORIDA	AUBURN	19/NR	8-12	L	63,429
11/10	* MISSISSIPPI STATE	AUBURN	NR/NR	31-17	W	48,427
11/17	* at Georgia	Athens, GA	NR/NR	14-28	L	59,700
12/1	* vs. Alabama	Birmingham	NR/1	0-35	L	69,418
SUN BOWL						
12/19	vs. Missouri	El Paso, TX	NR/NR	17-34	L	30,127

1974

10-2, 4-2 SEC

Ralph "Shug" Jordan

8th AP, 6th UPI

9/14	vs. Louisville	Birmingham	NR/NR	16-3	W	25,000
9/21	UT-CHATTANOOGA	AUBURN	NR/NR	52-7	W	42,000
9/28	* TENNESSEE	AUBURN	NR/14	21-0	W	64,293
10/4	at Miami (Fla.)	Miami, FL	11/16	3-0	W	33,490
10/12	* KENTUCKY	AUBURN	10/NR	31-13	W	52,111
10/19	GEORGIA TECH	AUBURN	5/NR	31-22	W	62,907
10/26	FLORIDA STATE	AUBURN	5/NR	38-6	W	58,709
11/2	* at Florida	Gainesville, FL	5/11	14-25	L	64,912
11/9	* vs. Mississippi State	Jackson, MS	10/NR	24-20	W	38,000
11/16	* GEORGIA	AUBURN	7/NR	17-13	W	64,748
11/29	* vs. Alabama	Birmingham	7/2	13-17	L	71,224
GATOR BOWL						
12/30	vs. Texas	Jacksonville, FL	6/11	27-3	W	63,811

1975

4-6-1, 2-4 SEC

Ralph "Shug" Jordan

9/13	MEMPHIS	AUBURN	7/NR	20-31	L	55,000
9/20	at Baylor	Waco, TX	NR/NR	10-10	T	46,300
9/27	* at Tennessee	Knoxville, TN	NR/16	17-21	L	74,611
10/4	VIRGINIA TECH	AUBURN	NR/NR	16-23	L	45,000
10/11	* at Kentucky	Lexington, KY	NR/NR	15-9	W	56,696
10/18	at Georgia Tech	Atlanta, GA	NR/NR	31-27	W	58,316
10/25	at Florida State	Tallahassee, FL	NR/NR	17-14	W	39,344
11/1	* FLORIDA	AUBURN	NR/11	14-31	L	65,000
11/8	* MISSISSIPPI STATE	AUBURN	NR/NR	21-21	T#	64,796
11/15	* at Georgia	Athens, GA	NR/20	13-28	L	57,500
11/29	* vs. Alabama	Birmingham	NR/4	0-28	L	63,500

- Auburn awarded victory by forfeit



DOUG BARFIELD

Elevated from his offensive coordinator position to follow Coach Jordan, Barfield won 29 games in five seasons and produced 14 All-SEC and three All-America players.

1976

4-7, 3-3 SEC

Doug Barfield

9/11	at Arizona	Tucson, AZ	NR/NR	19-31	L	52,206
9/18	BAYLOR	AUBURN	NR/NR	14-15	L	50,000
9/25	* vs. Tennessee	Birmingham	NR/NR	38-28	W	47,500
10/2	* vs. Ole Miss	Jackson, MS	NR/16	10-0	W	40,500
10/9	at Memphis	Memphis, TN	NR/NR	27-28	L	48,561
10/16	GEORGIA TECH	AUBURN	NR/NR	10-28	L	63,786
10/23	FLORIDA STATE	AUBURN	NR/NR	31-19	W	58,500
10/30	* at Florida	Gainesville, FL	NR/12	19-24	L	65,129
11/6	* vs. Mississippi State	Jackson, MS	NR/NR	19-28	L#	37,000
11/13	* GEORGIA	AUBURN	NR/7	0-28	L	63,912
11/27	* vs. Alabama	Birmingham	NR/18	7-38	L	70,303

1977

6-5, 5-1 SEC

Doug Barfield

9/10	ARIZONA	AUBURN	NR/NR	21-10	W	45,000
9/17	SOUTHERN MISS	AUBURN	NR/NR	13-24	L	42,000
9/24	* at Tennessee	Knoxville, TN	NR/NR	14-12	W	84,084
10/1	* OLE MISS	AUBURN	NR/NR	21-15	W	48,000
10/8	N.C. STATE	AUBURN	NR/NR	15-17	L	45,000
10/15	at Georgia Tech	Atlanta, GA	NR/NR	21-38	L	45,000
10/22	at Florida State	Tallahassee, FL	NR/NR	3-24	L	42,464
10/29	* FLORIDA	AUBURN	NR/18	29-14	W	57,000
11/5	* MISSISSIPPI STATE	AUBURN	NR/NR	13-27	L#	58,000
11/12	* at Georgia	Athens, GA	NR/NR	33-14	W	57,000
11/26	* vs. Alabama	Birmingham	NR/2	21-48	L	69,921

#-MSU forfeited games from 1975-77.

1978

6-4-1, 3-2-1 SEC

Doug Barfield

9/16	at Kansas State	Manhattan, KS	NR/NR	45-32	W	27,600
9/23	at Virginia Tech	Blacksburg, VA	NR/NR	18-7	W	38,000
9/30	* vs. Tennessee	Birmingham	NR/NR	29-10	W	50,136
10/7	MIAMI (FLA.)	AUBURN	19/NR	15-17	L	55,113
10/14	* at Vanderbilt	Nashville, TN	NR/NR	49-7	W	30,394
10/21	GEORGIA TECH	AUBURN	NR/NR	10-24	L	59,112
10/28	WAKE FOREST	AUBURN	NR/NR	21-7	W	52,120
11/4	* at Florida	Gainesville, FL	NR/NR	7-31	L	59,343
11/11	* at Mississippi State	Starkville, MS	NR/NR	6-0	W	34,100
11/18	* GEORGIA	AUBURN	NR/8	22-22	T	64,761
12/2	* vs. Alabama	Birmingham	NR/2	16-34	L	79,218

1979

8-3, 4-2 SEC

Doug Barfield

16th AP

9/15	KANSAS STATE	AUBURN	NR/NR	26-18	W	50,132
9/22	SOUTHERN MISS	AUBURN	NR/NR	31-9	W	45,226
9/29	* at Tennessee	Knoxville, TN	NR/NR	17-35	L	85,936
10/6	N.C. STATE	AUBURN	NR/14	44-31	W	51,146
10/13	* VANDERBILT	AUBURN	18/NR	52-35	W	47,900
10/20	at Georgia Tech	Atlanta, GA	14/NR	38-14	W	54,236
10/27	at Wake Forest	Winston-Salem, NC	13/18	38-42	L	34,060
11/3	* FLORIDA	AUBURN	20/NR	19-13	W	58,384
11/10	* MISSISSIPPI STATE	AUBURN	16/NR	14-3	W	59,186
11/17	* at Georgia	Athens, GA	15/NR	33-13	W	63,000
12/1	* vs. Alabama	Birmingham	14/1	18-25	L	77,918

All-Time Results

1980 5-6, 0-6 SEC Doug Barfield

9/13	at TCU	Fort Worth, TX	18/NR	10-7	W	22,812
9/20	DUKE	AUBURN	19/NR	35-28	W	57,742
9/27	* TENNESSEE	AUBURN	18/NR	0-42	L	75,942
10/4	RICHMOND	AUBURN	NR/NR	55-16	W	47,226
10/11	* at LSU	Baton Rouge, LA	NR/NR	17-21	L	76,094
10/18	GEORGIA TECH	AUBURN	NR/NR	17-14	W	57,950
10/25	* vs. Mississippi State	Jackson, MS	NR/NR	21-24	L	40,822
11/1	* at Florida	Gainesville, FL	NR/NR	10-21	L	63,274
11/8	SOUTHERN MISS	AUBURN	NR/NR	31-0	W	56,800
11/15	* GEORGIA	AUBURN	NR/1	21-31	L	74,900
11/29	* vs. Alabama	Birmingham	NR/9	18-34	L	78,549



PAT DYE

Dye won 99 games and four SEC titles in 12 years at AU. As athletic director he was responsible for bringing the Alabama game to Auburn, elevating AU's facilities and program alongside the nation's elite.

1981 5-6, 2-4 SEC Pat Dye

9/5	TCU	AUBURN	NR/NR	24-16	W	48,000
9/19	WAKE FOREST	AUBURN	NR/NR	21-24	L	58,000
9/26	* at Tennessee	Knoxville, TN	NR/NR	7-10	L	92,612
10/3	at Nebraska	Lincoln, NE	NR/NR	3-17	L	76,423
10/10	* LSU	AUBURN	NR/NR	19-7	W	61,000
10/17	at Georgia Tech	Atlanta, GA	NR/NR	31-7	W	50,326
10/24	* MISSISSIPPI STATE	AUBURN	NR/9	17-21	L	58,000
10/31	* FLORIDA	AUBURN	NR/NR	14-12	W	65,000
11/7	NORTH TEXAS	AUBURN	NR/NR	20-0	W	63,000
11/14	* at Georgia	Athens, GA	NR/4	13-24	L	82,165
11/28	* vs. Alabama	Birmingham	NR/4	17-28	L	78,170

1982 9-3, 4-2 SEC Pat Dye

14th AP, 14th UPI

9/11	WAKE FOREST	AUBURN	NR/NR	28-10	W	59,350
9/18	SOUTHERN MISS	AUBURN	NR/NR	21-19	W	55,000
9/25	* TENNESSEE	AUBURN	NR/NR	24-14	W	73,600
10/2	NEBRASKA	AUBURN	20/8	7-41	L	73,900
10/9	* KENTUCKY	AUBURN	NR/NR	18-3	W	53,000
10/16	GEORGIA TECH	AUBURN	NR/NR	24-0	W	57,000
10/23	* at Mississippi State	Starkville, MS	NR/NR	35-17	W	32,826
10/30	* at Florida	Gainesville, FL	19/NR	17-19	L	73,532
11/6	RUTGERS	AUBURN	NR/NR	30-7	W	58,000
11/13	* GEORGIA	AUBURN	NR/1	14-19	L	74,900
11/27	* vs. Alabama	Birmingham	NR/NR	23-22	W	76,300

TANGERINE BOWL

12/18	vs. Boston College	Orlando, FL	18/NR	33-26	W	51,296
-------	--------------------	-------------	-------	-------	---	--------

1983 11-1, 6-0 SEC Pat Dye

3rd AP, 3rd UPI

SEC CHAMPIONS NATIONAL CHAMPIONS

[NY Times, Rothman, College Football Researchers Association]

9/10	SOUTHERN MISS	AUBURN	4/NR	24-3	W	73,500
9/17	TEXAS	AUBURN	5/3	7-20	L	73,500
9/24	* at Tennessee	Knoxville, TN	11/NR	37-14	W	95,185
10/1	FLORIDA STATE	AUBURN	10/17	27-24	W	75,625
10/8	* at Kentucky	Lexington, KY	7/NR	49-21	W	57,989
10/15	at Georgia Tech	Atlanta, GA	5/NR	31-13	W	55,112

10/22	* MISSISSIPPI STATE	AUBURN	5/NR	28-13	W	71,500
10/29	* FLORIDA	AUBURN	4/5	28-21	W	75,700
11/5	MARYLAND	AUBURN	3/7	35-23	W	75,600
11/12	* at Georgia	Athens, GA	3/4	13-7	W	82,122
12/3	* vs. Alabama	Birmingham	3/19	23-20	W	77,310

SUGAR BOWL

1/2	vs. Michigan	New Orleans, LA	3/8	9-7	W	77,893
-----	--------------	-----------------	-----	-----	---	--------

1984 9-4, 4-2 SEC Pat Dye

14th AP, 14th UPI

8/27	vs. Miami (Fla.)	East Rutherford, NJ	1/10	18-20	L	51,131
9/15	at Texas	Austin, TX	11/4	27-35	L	78,348
9/22	SOUTHERN MISS	AUBURN	19/NR	35-12	W	74,841
9/29	* TENNESSEE	AUBURN	20/NR	29-10	W	75,076
10/6	* at Ole Miss	Oxford, MS	18/NR	17-13	W	35,387
10/13	at Florida State	Tallahassee, FL	16/9	42-41	W	58,671
10/20	GEORGIA TECH	AUBURN	13/NR	48-34	W	75,216
10/27	* at Mississippi State	Starkville, MS	12/NR	24-21	W	31,138
11/3	* at Florida	Gainesville, FL	11/13	3-24	L	74,397
11/10	CINCINNATI	AUBURN	20/NR	60-0	W	74,750
11/17	* GEORGIA	AUBURN	18/15	21-12	W	75,300
12/1	* vs. Alabama	Birmingham	11/NR	15-17	L	76,853

LIBERTY BOWL

12/27	vs. Arkansas	Memphis, TN	16/NR	21-15	W	50,180
-------	--------------	-------------	-------	-------	---	--------

1985 8-4, 3-3 SEC Pat Dye

9/7	SW LOUISIANA	AUBURN	2/NR	49-7	W	60,000
9/14	SOUTHERN MISS	AUBURN	1/NR	29-18	W	63,000
9/28	* at Tennessee	Knoxville, TN	1/NR	20-38	L	94,358
10/5	* OLE MISS	AUBURN	14/NR	41-0	W	67,500
10/12	FLORIDA STATE	AUBURN	12/4	59-27	W	75,000
10/19	at Georgia Tech	Atlanta, GA	8/NR	17-14	W	57,501
10/26	* MISSISSIPPI STATE	AUBURN	6/NR	21-9	W	68,700
11/2	* FLORIDA	AUBURN	6/2	10-14	L	75,000
11/9	EAST CAROLINA	AUBURN	13/NR	35-10	W	65,600
11/16	* at Georgia	Athens, GA	14/12	24-10	W	82,122
11/30	* vs. Alabama	Birmingham	7/NR	23-25	L	75,808

COTTON BOWL

1/1	vs. Texas A&M	Dallas, TX	16/11	16-36	L	73,137
-----	---------------	------------	-------	-------	---	--------

1986 10-2, 4-2 SEC Pat Dye

6th AP, 8th UPI

9/6	UT-CHATTANOOGA	AUBURN	14/NR	42-14	W	58,000
9/20	EAST CAROLINA	AUBURN	10/NR	45-0	W	62,000
9/27	* TENNESSEE	AUBURN	8/NR	34-8	W	72,500
10/4	W. CAROLINA	AUBURN	7/NR	55-6	W	63,000
10/11	* at Vanderbilt	Nashville, TN	7/NR	31-9	W	40,378
10/18	GEORGIA TECH	AUBURN	7/NR	31-10	W	72,500
10/25	* at Mississippi State	Starkville, MS	7/13	35-6	W	42,700
11/1	* at Florida	Gainesville, FL	5/NR	17-18	L	74,521
11/8	CINCINNATI	AUBURN	9/NR	52-7	W	63,500
11/15	* GEORGIA	AUBURN	8/NR	16-20	L	73,000
11/29	* vs. Alabama	Birmingham	14/7	21-17	W	75,808

CITRUS BOWL

1/1	vs. Southern Cal	Orlando, FL	10/NR	16-7	W	51,113
-----	------------------	-------------	-------	------	---	--------

1987 9-1-2, 5-0-1 SEC Pat Dye

7th AP, 7th UPI

SEC CHAMPIONS

9/5	TEXAS	AUBURN	5/NR	31-3	W	80,000
9/12	KANSAS	AUBURN	4/NR	49-0	W	65,711
9/26	* at Tennessee	Knoxville, TN	3/11	20-20	T	93,506
10/3	at North Carolina	Chapel Hill, NC	6/NR	20-10	W	52,811
10/10	* VANDERBILT	AUBURN	5/NR	48-15	W	79,500

All-Time Results

10/17	at Georgia Tech	Atlanta, GA	5/NR	20-10	W	45,559
10/24	* MISSISSIPPI STATE	AUBURN	6/NR	38-7	W	79,900
10/31	* FLORIDA	AUBURN	6/10	29-6	W	85,187
11/7	FLORIDA STATE	AUBURN	6/4	6-34	L	85,170
11/14	* at Georgia	Athens, GA	12/8	27-11	W	82,122
11/27	* vs. Alabama	Birmingham	7/18	10-0	W	75,808

SUGAR BOWL

1/1	vs. Syracuse	New Orleans, LA	6/4	16-16	T	75,495
-----	--------------	-----------------	-----	-------	---	--------

1988

10-2, 6-1 SEC

Pat Dye

8th AP, 7th UPI

SEC CHAMPIONS

9/10	* KENTUCKY	AUBURN	7/NR	20-10	W	60,000
9/17	KANSAS	AUBURN	6/NR	56-7	W	55,700
9/24	* TENNESSEE	AUBURN	4/NR	38-6	W	83,687
10/1	NORTH CAROLINA	AUBURN	4/NR	47-21	W	73,611
10/8	* at LSU	Baton Rouge, LA	4/NR	6-7	L	79,431
10/15	AKRON	AUBURN	12/NR	42-0	W	61,300
10/22	* MISSISSIPPI STATE	AUBURN	10/NR	33-0	W	67,300
10/29	* at Florida	Gainesville, FL	9/NR	16-0	W	75,199
11/5	SOUTHERN MISS	AUBURN	9/NR	38-8	W	73,787
11/12	* GEORGIA	AUBURN	9/17	20-10	W	85,214
11/25	* vs. Alabama	Birmingham	7/17	15-10	W	75,962

SUGAR BOWL

1/2	vs. Florida State	New Orleans, LA	7/4	7-13	L	61,934
-----	-------------------	-----------------	-----	------	---	--------

1989

10-2, 6-1 SEC

Pat Dye

6th AP, 6th UPI

SEC CHAMPIONS

9/9	PACIFIC	AUBURN	5/NR	55-0	W	77,000
9/16	SOUTHERN MISS	AUBURN	5/NR	24-3	W	83,465
9/30	* at Tennessee	Knoxville, TN	4/12	14-21	L	95,341
10/7	* at Kentucky	Lexington, KY	11/NR	24-12	W	55,688
10/14	* LSU	AUBURN	12/NR	10-6	W	85,214
10/21	at Florida State	Tallahassee, FL	11/14	14-22	L	62,711
10/28	* MISSISSIPPI STATE	AUBURN	16/NR	14-0	W	84,105
11/4	* FLORIDA	AUBURN	12/19	10-7	W	85,214
11/11	LOUISIANA TECH	AUBURN	12/NR	38-23	W	77,237
11/18	* at Georgia	Athens, GA	11/NR	20-3	W	82,122
12/2	* ALABAMA	AUBURN	11/2	30-20	W	85,319

HALL OF FAME BOWL

1/1	vs. Ohio State	Tampa, FL	9/21	31-14	W	52,535
-----	----------------	-----------	------	-------	---	--------

1990

8-3-1, 4-2-1 SEC

Pat Dye

19th AP, 19th UPI

9/8	CAL ST. FULLERTON	AUBURN	3/NR	38-17	W	77,500
9/15	* vs. Ole Miss	Jackson, MS	2/NR	24-10	W	41,500
9/29	* TENNESSEE	AUBURN	3/5	26-26	T	85,214
10/6	LOUISIANA TECH	AUBURN	5/NR	16-14	W	72,350
10/13	* VANDERBILT	AUBURN	6/NR	56-6	W	79,269
10/20	FLORIDA STATE	AUBURN	5/7	20-17	W	85,214
10/27	* at Mississippi State	Starkville, MS	2/NR	17-16	W	39,106
11/3	* at Florida	Gainesville, FL	4/15	7-48	L	75,459
11/10	SOUTHERN MISS	AUBURN	15/NR	12-13	L	85,214
11/17	* GEORGIA	AUBURN	24/NR	33-10	W	85,214
12/1	* at Alabama	Birmingham	20/NR	7-16	L	75,962

PEACH BOWL

12/29	vs. Indiana	Atlanta, GA	NR/NR	27-23	W	38,962
-------	-------------	-------------	-------	-------	---	--------

1991

5-6, 2-5 SEC

Pat Dye

8/31	GEORGIA SO.	AUBURN	17/NR	32-17	W	79,124
9/14	* OLE MISS	AUBURN	15/NR	23-13	W	81,622
9/21	at Texas	Austin, TX	13/NR	14-10	W	77,809
9/28	* at Tennessee	Knoxville, TN	13/5	21-30	L	97,731
10/5	SOUTHERN MISS	AUBURN	16/NR	9-10	L	79,793
10/12	* at Vanderbilt	Nashville, TN	24/NR	24-22	W	32,772
10/26	* MISS. STATE (HC)	AUBURN	NR/NR	17-24	L	82,214
11/2	* FLORIDA	AUBURN	NR/6	10-31	L	83,714
11/9	SW LOUISIANA	AUBURN	NR/NR	50-7	W	62,557
11/16	* at Georgia	Athens, GA	NR/NR	27-37	L	85,434
11/30	* Alabama	Birmingham	NR/8	6-13	L	83,091

1992

5-5-1, 2-5-1 SEC

Pat Dye

9/5	* at Ole Miss	Oxford, MS	NR/NR	21-45	L	40,000
9/12	SAMFORD	AUBURN	NR/NR	55-0	W	65,913
9/19	* LSU	AUBURN	NR/NR	30-28	W	76,637
9/26	SOUTHERN MISS	AUBURN	NR/NR	16-8	W	72,296
10/3	* VANDERBILT	AUBURN	NR/NR	31-7	W	58,229
10/10	* at Mississippi State	Starkville, MS	NR/18	7-14	L	41,224
10/17	* at Florida	Gainesville, FL	NR/23	9-24	L	84,098
10/24	SW LA. (HC)	AUBURN	NR/NR	25-24	W	74,327
10/31	* ARKANSAS	AUBURN	NR/NR	24-24	T	77,933
11/14	* GEORGIA	AUBURN	NR/12	10-14	L	85,214
11/26	* at Alabama	Birmingham	NR/2	0-17	L	83,091



TERRY BOWDEN

Bowden made NCAA history when he became the first coach to start a Division I-A career with 20 consecutive wins. He led Auburn to its first 11-0 season during his initial campaign on The Plains in 1993.

1993

11-0, 8-0 SEC

Terry Bowden

4th AP

NATIONAL CHAMPIONS [National Championship Foundation]

9/2	* OLE MISS	AUBURN	NR/NR	16-12	W	78,246
9/11	SAMFORD	AUBURN	NR/NR	35-7	W	68,936
9/18	* at LSU	Baton Rouge, LA	NR/NR	34-10	W	71,936
9/25	SOUTHERN MISS	AUBURN	25/NR	35-24	W	83,476
10/2	* at Vanderbilt	Nashville, TN	23/NR	14-10	W	40,527
10/9	* MISSISSIPPI STATE	AUBURN	22/NR	31-17	W	84,222
10/16	* FLORIDA	AUBURN	19/4	38-35	W	85,214
10/30	* at Arkansas	Fayetteville, AR	9/NR	31-21	W	50,100
11/6	N. MEXICO ST. (HC)	AUBURN	8/NR	55-14	W	82,128
11/13	* at Georgia	Athens, GA	7/NR	42-28	W	85,434
11/20	* ALABAMA	AUBURN	6/11	22-14	W	85,214

1994

9-1-1, 6-1-1 SEC

Terry Bowden

9th AP

9/3	* at Ole Miss	Oxford, MS	12/NR	22-17	W	41,239
9/10	NORTHEAST LA.	AUBURN	12/NR	44-12	W	78,437
9/17	* LSU	AUBURN	11/NR	30-26	W	84,754
9/24	EAST TENN. STATE	AUBURN	10/NR	38-0	W	76,341
9/29	* KENTUCKY	AUBURN	9/NR	41-14	W	74,315
10/8	* at Mississippi State	Starkville, MS	9/NR	42-18	W	41,200
10/15	* at Florida	Gainesville, FL	6/1	36-33	W	85,562
10/29	* ARKANSAS	AUBURN	4/NR	31-14	W	85,214
11/5	E. CAROLINA (HC)	AUBURN	3/NR	38-21	W	84,738
11/12	* GEORGIA	AUBURN	3/NR	23-23	T	85,214
11/19	* at Alabama	Birmingham	6/4	14-21	L	83,091

All-Time Results

1995

8-4, 5-3 SEC

Terry Bowden

22nd AP, 21st USA TODAY

9/2	* OLE MISS	AUBURN	6/NR	46-13	W	84,371
9/9	UT-CHATTANOOGA	AUBURN	6/NR	76-10	W	81,570
9/16	* at LSU	Baton Rouge, LA	5/NR	6-12	L	80,559
9/30	* at Kentucky	Lexington, KY	13/NR	42-21	W	58,250
10/7	* MISS. STATE	AUBURN	11/NR	48-20	W	77,641
10/14	* FLORIDA	AUBURN	7/3	38-49	L	85,214
10/21	W. MICHIGAN	AUBURN	13/NR	34-13	W	76,107
10/28	* at Arkansas	Little Rock, AR	11/NR	28-30	L	55,630
11/4	NORTHEAST LA. (HC)	AUBURN	21/NR	38-14	W	78,149
11/11	* at Georgia	Athens, GA	20/NR	37-31	W	81,013
11/18	* ALABAMA	AUBURN	21/17	31-27	W	85,214
OUTBACK BOWL						
1/1	vs. Penn State	Tampa, FL	16/15	14-43	L	65,313

1996

8-4, 4-4 SEC

Terry Bowden

22nd AP, 21st USA TODAY

8/31	UAB	AUBURN	16/NR	29-0	W	80,654
9/7	FRESNO STATE	AUBURN	18/NR	62-0	W	79,026
9/14	* at Ole Miss	Oxford, MS	15/NR	45-28	W	40,456
9/21	* LSU	AUBURN	13/21	15-19	L	85,214
10/5	* SOUTH CAROLINA	AUBURN	20/NR	28-24	W	84,107
10/12	* at Mississippi State	Starkville, MS	18/NR	49-15	W	40,728
10/19	* at Florida	Gainesville, FL	16/1	10-51	L	85,697
11/2	* ARKANSAS	AUBURN	24/NR	28-7	W	84,763
11/9	NE LOUISIANA (HC)	AUBURN	22/NR	28-24	W	78,309
11/16	* GEORGIA [4 OT]	AUBURN	20/NR	49-56	L	85,214
11/23	* at Alabama	Birmingham	NR/15	23-24	L	83,091
INDEPENDENCE BOWL						
12/31	vs. Army	Shreveport, LA	NR/24	32-29	W	41,366

1997

10-3, 6-2 SEC

Terry Bowden

11th AP, 11th UPI

SEC WESTERN DIVISION CHAMPIONS

9/4	at Virginia	Charlottesville, VA	16/NR	28-17	W	45,300
9/13	* OLE MISS	AUBURN	16/NR	19-9	W	81,203
9/20	* at LSU	Baton Rouge, LA	12/10	31-28	W	80,538
9/27	CENTRAL FLORIDA	AUBURN	8/NR	41-14	W	82,109
10/4	* at South Carolina	Columbia, SC	8/NR	23-6	W	79,411
10/11	LA. TECH (HC)	AUBURN	8/NR	49-13	W	84,761
10/18	* FLORIDA	AUBURN	6/7	10-24	L	85,244
10/25	* at Arkansas	Fayetteville, AR	11/NR	26-21	W	41,277
11/1	* MISSISSIPPI STATE	AUBURN	11/NR	0-20	L	82,736
11/15	* at Georgia	Athens, GA	16/7	45-34	W	86,117
11/22	* ALABAMA	AUBURN	13/NR	18-17	W	85,214
SEC CHAMPIONSHIP GAME						
12/6	vs. Tennessee	Atlanta, GA	11/3	29-30	L	74,896
PEACH BOWL						
1/2	vs. Clemson	Atlanta, GA	13/NR	21-17	W	71,212



BILL OLIVER

Oliver coached the final five games of the 1998 season, leading the Tigers to a 2-3 record.

1998

3-8, 1-7 SEC

Terry Bowden/Bill Oliver

9/3	VIRGINIA	AUBURN	25/16	0-19	L	78,315
9/12	* at Ole Miss	Oxford, MS	NR/NR	17-0	W	48,371
9/19	* LSU	AUBURN	NR/7	19-31	L	85,214
10/3	* TENNESSEE	AUBURN	NR/3	9-17	L	85,214
10/10	* at Mississippi State	Starkville, MS	NR/NR	21-38	L	40,029
10/17	* at Florida	Gainesville, FL	NR/5	3-24	L	85,557
10/24	LOUISIANA TECH	AUBURN	NR/NR	32-17	W	74,384
10/31	* ARKANSAS	AUBURN	NR/14	21-24	L	78,649
11/7	CENTRAL FLA (HC)	AUBURN	NR/NR	10-6	W	80,743
11/14	* GEORGIA	AUBURN	NR/17	17-28	L	85,214
11/21	* at Alabama	Birmingham	NR/NR	17-31	L	83,091



TOMMY TUBERVILLE

Tuberville guided Auburn to five SEC Western Division Championships, one SEC Championship and a perfect 13-0 mark in 2004 in his 10-year tenure.

1999

5-6, 2-6 SEC

Tommy Tuberville

9/4	APPALACHIAN ST.	AUBURN	NR/NR	22-15	W	78,128
9/11	IDAHO	AUBURN	NR/NR	30-23	W	75,365
9/18	* at LSU	Baton Rouge, LA	NR/NR	41-7	W	80,562
9/25	* OLE MISS [OT]	AUBURN	NR/NR	17-24	L	85,214
10/2	* at Tennessee	Knoxville, TN	NR/7	0-24	L	106,424
10/9	* MISSISSIPPI STATE	AUBURN	NR/14	16-18	L	80,394
10/16	* FLORIDA	AUBURN	NR/7	14-32	L	85,214
10/30	* at Arkansas	Fayetteville, AR	NR/NR	10-34	L	51,133
11/6	CENTRAL FLA (HC)	AUBURN	NR/NR	28-10	W	75,804
11/13	* at Georgia	Athens, GA	NR/14	38-21	W	86,117
11/20	* ALABAMA	AUBURN	NR/8	17-28	L	85,214

2000

9-4, 6-2 SEC

Tommy Tuberville

18th AP, 20th USA Today

SEC WESTERN DIVISION CHAMPIONS

8/31	WYOMING	AUBURN	NR/NR	35-21	W	76,128
9/9	* at Ole Miss	Oxford, MS	NR/19	35-27	W	52,368
9/16	* LSU	AUBURN	24/NR	34-17	W	85,612
9/23	N. ILLINOIS	AUBURN	20/NR	31-14	W	79,635
9/30	* VANDERBILT	AUBURN	19/NR	33-0	W	84,276
10/7	* at Mississippi State	Starkville, MS	15/20	10-17	L	40,656
10/14	* at Florida	Gainesville, FL	19/10	7-38	L	83,000
10/21	LA TECH (HC)	AUBURN	NR/NR	38-28	W	82,140
10/28	* ARKANSAS	AUBURN	25/NR	21-19	W	83,642
11/11	* GEORGIA [OT]	AUBURN	22/14	29-26	W	85,612
11/18	* at Alabama	Tuscaloosa	18/NR	9-0	W	85,986
SEC CHAMPIONSHIP GAME						
12/2	vs. Florida	Atlanta, GA	18/7	6-28	L	73,427
FLORIDA CITRUS BOWL						
1/1	vs. Michigan	Orlando, FL	20/17	28-31	L	66,928

All-Time Results

2001

7-5, 5-3 SEC Tommy Tuberville

SEC WESTERN DIVISION CO-CHAMPIONS

9/1	BALL STATE	AUBURN	NR/NR	30-0	W	82,376
9/8	* OLE MISS	AUBURN	NR/NR	27-21	W	86,063
9/22	at Syracuse	Syracuse, NY	NR/NR	14-31	L	43,403
9/29	* at Vanderbilt	Nashville, TN	NR/NR	24-21	W	39,366
10/6	* MISSISSIPPI STATE	AUBURN	NR/NR	16-14	W	86,063
10/13	* FLORIDA	AUBURN	NR/1	23-20	W	86,063
10/20	LA TECH (HC) [OT]	AUBURN	20/NR	48-41	W	86,063
10/27	* at Arkansas	Fayetteville, AR	17/NR	17-42	L	67,213
11/10	* at Georgia	Athens, GA	24/19	24-17	W	86,520
11/17	* ALABAMA	AUBURN	17/NR	7-31	L	86,063
12/1	* at LSU	Baton Rouge, LA	25/22	14-27	L	92,141
CHICK-FIL-A PEACH BOWL						
12/31	vs. North Carolina	Atlanta, GA	NR/NR	10-16	L	71,827

2002

9-4, 5-3 SEC Tommy Tuberville

14th AP, 16th ESPN/USA Today

SEC WESTERN DIVISION CO-CHAMPIONS

9/2	at Southern Cal	Los Angeles, CA	NR/18	17-24	L	63,269
9/7	W. CAROLINA	AUBURN	NR/NR	56-0	W	80,067
9/14	* VANDERBILT	AUBURN	NR/NR	31-6	W	76,127
9/19	* at Mississippi State	Starkville, MS	NR/NR	42-14	W	52,583
9/28	SYRACUSE [3 OT]	AUBURN	NR/NR	37-34	W	83,667
10/12	* ARKANSAS	AUBURN	24/NR	17-38	L	84,692
10/19	* at Florida [OT]	Gainesville, FL	NR/NR	23-30	L	85,135
10/26	* LSU	AUBURN	NR/10	31-7	W	85,366
11/2	* at Ole Miss	Oxford, MS	NR/NR	31-24	W	60,635
11/9	LA-MONROE (HC)	AUBURN	NR/NR	52-14	W	84,618
11/16	* GEORGIA	AUBURN	24/7	21-24	L	86,063
11/23	* at Alabama	Tuscaloosa	NR/9	17-7	W	84,818
CAPITAL ONE BOWL						
1/1	vs. Penn State	Orlando, FL	19/10	13-9	W	66,334

2003

8-5, 5-3 SEC Tommy Tuberville

8/30	SOUTHERN CAL	AUBURN	6/8	0-23	L	86,063
9/6	at Georgia Tech	Atlanta, GA	17/NR	3-17	L	55,000
9/13	* at Vanderbilt	Nashville, TN	NR/NR	45-7	W	37,703
9/27	W. KENTUCKY	AUBURN	NR/NR	48-3	W	85,046
10/4	* TENNESSEE	AUBURN	NR/7	28-21	W	86,063
10/11	* at Arkansas	Fayetteville, AR	NR/7	10-3	W	74,026
10/18	* MISSISSIPPI STATE	AUBURN	19/NR	45-13	W	86,063
10/25	* at LSU	Baton Rouge, LA	17/9	7-31	L	92,085
11/1	LA-MONROE (HC)	AUBURN	NR/NR	73-7	W	81,061
11/8	* OLE MISS	AUBURN	NR/20	20-24	L	86,063
11/15	* at Georgia	Athens, GA	NR/7	7-26	L	92,058
11/22	* ALABAMA	AUBURN	NR/NR	28-23	W	86,063
GAYLORD HOTELS MUSIC CITY BOWL						
12/31	vs. Wisconsin	Nashville, TN	NR/NR	28-14	W	55,109

2004

13-0, 8-0 SEC Tommy Tuberville

2nd AP, 2nd ESPN/USA Today

SEC CHAMPIONS NATIONAL CHAMPIONS [People's Choice]

9/4	LA-MONROE	AUBURN	17/NR	31-0	W	80,663
9/11	* at Mississippi State	Starkville, MS	18/NR	43-14	W	51,021
9/18	* LSU	AUBURN	14/5	10-9	W	87,451
9/25	THE CITADEL	AUBURN	9/NR	33-3	W	76,302
10/2	* at Tennessee	Knoxville, TN	8/10	34-10	W	107,828
10/9	LA TECH (HC)	AUBURN	6/NR	52-7	W	77,016
10/16	* ARKANSAS	AUBURN	4/NR	38-20	W	87,451
10/23	* KENTUCKY	AUBURN	3/NR	42-10	W	85,263
10/30	* at Ole Miss	Oxford, MS	3/NR	35-14	W	60,787
11/13	* GEORGIA	AUBURN	3/8	24-6	W	87,451
11/20	* at Alabama	Tuscaloosa	t2/NR	21-13	W	83,818
SEC CHAMPIONSHIP GAME						
12/4	vs. Tennessee	Atlanta, GA	3/15	38-28	W	74,892
NOKIA SUGAR BOWL						
1/3	vs. Virginia Tech	New Orleans, LA	3/9	16-13	W	77,349

2005

9-3, 7-1 SEC Tommy Tuberville

14th AP, 14th USA Today

SEC WESTERN DIVISION CO-CHAMPIONS

9/3	GEORGIA TECH	AUBURN	16/NR	14-23	L	87,451
9/10	* MISSISSIPPI STATE	AUBURN	NR/NR	28-0	W	81,921
9/17	BALL STATE	AUBURN	NR/NR	63-3	W	78,427
9/24	W. KENTUCKY (HC)	AUBURN	NR/NR	37-14	W	80,632
10/1	* SOUTH CAROLINA	AUBURN	NR/NR	48-7	W	87,451
10/15	* at Arkansas	Fayetteville, AR	21/NR	34-17	W	71,673
10/22	* at LSU [OT]	Baton Rouge, LA	16/7	17-20	L	92,664
10/29	* OLE MISS	AUBURN	19/NR	27-3	W	85,791
11/5	* at Kentucky	Lexington, KY	17/NR	49-27	W	60,519
11/12	* at Georgia	Athens, GA	15/9	31-30	W	92,746
11/19	* ALABAMA	AUBURN	11/8	28-18	W	87,451
CAPITAL ONE BOWL						
1/2	vs. Wisconsin	Orlando, FL	7/21	10-24	L	57,221

2006

11-2, 6-2 SEC Tommy Tuberville

9th AP, 8th USA Today

9/2	WASHINGTON ST.	AUBURN	4/NR	40-14	W	87,451
9/9	* at Mississippi State	Starkville, MS	4/NR	34-0	W	43,640
9/16	* LSU	AUBURN	3/6	7-3	W	87,451
9/23	BUFFALO	AUBURN	2/NR	38-7	W	84,921
9/28	* at South Carolina	Columbia, SC	2/NR	24-17	W	74,374
10/7	* ARKANSAS	AUBURN	2/NR	10-27	L	87,451
10/14	* FLORIDA	AUBURN	11/2	27-17	W	87,451
10/21	TULANE (HC)	AUBURN	8/NR	38-13	W	79,837
10/28	* at Ole Miss	Oxford, MS	7/NR	23-17	W	55,211
11/4	ARKANSAS STATE	AUBURN	6/NR	27-0	W	78,493
11/11	* GEORGIA	AUBURN	5/NR	15-37	L	87,451
11/18	* at Alabama	Tuscaloosa	15/NR	22-15	W	92,138
AT&T COTTON BOWL CLASSIC						
1/1	vs. Nebraska	Dallas, TX	10/22	17-14	W	66,777

All-Time Results

2007

9-4, 5-3 SEC Tommy Tuberville

15th AP, T14th USA Today

9/1	KANSAS STATE	AUBURN	18/NR	23-13	W	86,439
9/8	SOUTH FLORIDA [OT]	AUBURN	17/NR	23-26	L	82,617
9/15	* MISSISSIPPI STATE	AUBURN	NR/NR	14-19	L	82,129
9/22	NEW MEXICO STATE	AUBURN	NR/NR	55-20	W	83,012
9/29	* at Florida	Gainesville, FL	NR/4	20-17	W	90,685
10/6	* VANDERBILT	AUBURN	NR/NR	35-7	W	82,657
10/13	* at Arkansas	Fayetteville, AR	22/NR	9-7	W	72,463
10/20	* at LSU	Baton Rouge, LA	18/5	24-30	L	92,630
10/27	* OLE MISS	AUBURN	23/NR	17-3	W	87,451
11/3	TENNESSEE TECH (HC)	AUBURN	19/NR	35-3	W	85,754
11/10	* at Georgia	Athens, GA	18/10	20-45	L	92,746
11/24	* ALABAMA	AUBURN	25/NR	17-10	W	87,451
CHICK-FIL-A BOWL						
12/31	vs. Clemson [OT]	Atlanta, GA	22/15	23-20	W	74,413

2008

5-7, 2-6 SEC Tommy Tuberville

8/30	ULM	AUBURN	10/NR	34-0	W	87,451
9/6	SOUTHERN MISS	AUBURN	9/NR	27-13	W	87,451
9/13	* at Mississippi State	Starkville, MS	9/NR	3-2	W	52,911
9/20	* LSU	AUBURN	10/6	21-26	L	87,451
9/27	* TENNESSEE	AUBURN	15/NR	14-12	W	87,451
10/4	* at Vanderbilt	Nashville, TN	13/19	13-14	L	39,773
10/11	* ARKANSAS	AUBURN	20/NR	22-25	L	85,782
10/23	at West Virginia	Morgantown, WV	NR/NR	17-34	L	60,765
11/1	* at Ole Miss	Oxford, MS	NR/NR	7-17	L	57,324
11/8	UT MARTIN (HC)	AUBURN	NR/NR	37-20	W	85,365
11/15	* GEORGIA	AUBURN	NR/13	13-17	L	87,451
11/29	* at Alabama	Tuscaloosa	NR/1	0-36	L	92,138



GENE CHIZIK

Chizik became Auburn's 26th head coach on Dec. 13, 2008. Chizik was Auburn's defensive coordinator from 2002-04 and led the program to its first national championship in over 50 years when it won the 2010 BCS National Championship.

2009

8-5, 3-5 SEC Gene Chizik

9/5	LOUISIANA TECH	AUBURN	NR/NR	37-13	W	81,143
9/12	* MISSISSIPPI STATE	AUBURN	NR/NR	49-24	W	85,269
9/19	WEST VIRGINIA	AUBURN	NR/NR	41-30	W	87,451
9/26	BALL STATE	AUBURN	NR/NR	54-30	W	83,118
10/3	* at Tennessee	Knoxville, TN	NR/NR	26-22	W	102,941
10/10	* at Arkansas	Fayetteville, AR	17/NR	23-44	L	72,559
10/17	* KENTUCKY	AUBURN	NR/NR	14-21	L	86,217
10/24	* at LSU	Baton Rouge, LA	NR/9	10-31	L	92,654
10/31	* OLE MISS	AUBURN	NR/24	33-20	W	84,756
11/7	FURMAN (HC)	AUBURN	NR/NR	63-31	W	81,506
11/14	* at Georgia	Athens, GA	NR/NR	24-31	L	92,746
11/27	* ALABAMA	AUBURN	NR/2	21-26	L	87,451
OUTBACK BOWL						
1/1	vs. Northwestern [OT]	Tampa, FL	NR/NR	38-35	W	49,383

2010

14-0, 8-0 SEC Gene Chizik

1st AP, 1st ESPN/USA Today

**SEC CHAMPIONS
BCS NATIONAL CHAMPIONS**

9/4	ARKANSAS STATE	AUBURN	22/NR	52-26	W	83,441
9/9	* at Mississippi State	Starkville, MS	21/NR	17-14	W	54,806
9/18	CLEMSON [OT]	AUBURN	16/NR	27-24	W	87,451
9/25	* SOUTH CAROLINA	AUBURN	17/12	35-27	W	87,237
10/2	ULM	AUBURN	10/NR	52-3	W	80,759
10/9	* at Kentucky	Lexington, KY	8/NR	37-34	W	70,776
10/16	* ARKANSAS	AUBURN	7/12	65-43	W	87,451
10/23	* LSU	AUBURN	5/6	24-17	W	87,451
10/30	* at Ole Miss	Oxford, MS	3/NR	51-31	W	61,474
11/6	CHATTANOOGA (HC)	AUBURN	3/NR	62-24	W	87,451
11/13	* GEORGIA	AUBURN	2/NR	49-31	W	87,451
11/26	* at Alabama	Tuscaloosa	2/9	28-27	W	101,821
SEC CHAMPIONSHIP GAME						
12/4	vs. South Carolina	Atlanta, GA	2/18	56-17	W	75,802
BCS TOSTITOS NATIONAL CHAMPIONSHIP GAME						
1/10	vs. Oregon	Glendale, AZ	1/2	22-19	W	78,603

2011

8-5, 4-4 SEC Gene Chizik

9/3	UTAH STATE	AUBURN	23/NR	42-38	W	85,245
9/10	* MISSISSIPPI STATE	AUBURN	NR/16	41-34	W	87,451
9/17	at Clemson	Clemson, SC	21/NR	24-38	L	81,514
9/24	FLORIDA ATLANTIC	AUBURN	NR/NR	30-14	W	82,249
10/1	* at South Carolina	Columbia, SC	NR/10	16-13	W	81,767
10/8	* at Arkansas	Fayetteville, AR	15/10	14-38	L	74,191
10/15	* FLORIDA	AUBURN	24/NR	17-6	W	87,451
10/22	* at LSU	Baton Rouge, LA	19/1	10-45	L	93,098
10/29	* OLE MISS	AUBURN	NR/NR	41-23	W	85,347
11/12	* at Georgia	Athens, GA	24/14	7-45	L	92,746
11/19	SAMFORD (HC)	AUBURN	NR/NR	35-16	W	85,347
11/26	* ALABAMA	AUBURN	NR/2	14-42	L	87,451
CHICK-FIL-A BOWL						
12/31	vs. Virginia	Atlanta, GA	R/NR	43-24	W	72,919

2012

3-9, 0-8 SEC Gene Chizik

9/1	vs. Clemson	Atlanta, GA	NR/14	19-26	L	75,211
9/8	* at Mississippi State	Starkville, MS	NR/NR	10-28	L	56,111
9/15	ULM [OT]	AUBURN	NR/NR	31-28	W	85,214
9/22	* LSU	AUBURN	NR/2	10-12	L	86,721
10/6	* ARKANSAS	AUBURN	NR/NR	7-24	L	85,813
10/13	* at Ole Miss	Oxford, MS	NR/NR	20-41	L	57,068
10/20	* at Vanderbilt	Nashville, TN	NR/NR	13-17	L	40,350
10/27	* TEXAS A&M	AUBURN	NR/22	21-63	L	85,119
11/3	NEW MEXICO ST. (HC)	AUBURN	NR/NR	42-7	W	74,676
11/10	* GEORGIA	AUBURN	NR/5	0-38	L	86,146
11/17	ALABAMA A&M	AUBURN	NR/NR	51-7	W	74,832
11/24	* at Alabama	Tuscaloosa	NR/2	0-49	L	101,821

All-Time Results



GUS MALZAHN

Malzahn became Auburn's 27th head coach on Dec. 4, 2012. Malzahn was Auburn's offensive coordinator from 2009-11 and helped the program to its first national championship in over 50 years when it won the 2010 BCS National Championship and took the Tigers to the 2013 BCS National Championship Game in his first season as head coach at Auburn.

2013

12-2, 7-1 SEC

Gus Malzahn

2nd AP, 2nd USA Today

SEC CHAMPIONS
BCS NATIONAL CHAMPIONSHIP RUNNER-UP

8/31	WASHINGTON STATE	AUBURN	NR/NR	31-24	W	85,095
9/7	ARKANSAS STATE	AUBURN	NR/NR	38-9	W	83,246
9/14	* MISSISSIPPI STATE	AUBURN	NR/NR	24-20	W	85,817
9/21	* at LSU	Baton Rouge, LA	NR/6	21-35	L	92,638
10/5	* OLE MISS	AUBURN	NR/24	30-22	W	86,504
10/12	WESTERN CAROLINA(HC)	AUBURN	NR/NR	62-3	W	84,171
10/19	* at Texas A&M	College Station, TX	24/7	45-41	W	87,165
10/26	FLORIDA ATLANTIC	AUBURN	11/NR	45-10	W	85,517
11/2	* at Arkansas	Fayetteville, AR	8/NR	35-17	W	66,835
11/9	* at Tennessee	Knoxville, TN	7/NR	55-23	W	102,455
11/16	* GEORGIA	AUBURN	7/25	43-38	W	87,451
11/30	* ALABAMA	AUBURN	4/1	34-28	W	87,451
SEC CHAMPIONSHIP GAME						
12/7	vs. Missouri	Atlanta, GA	3/5	59-42	W	75,632
VIZIO BCS NATIONAL CHAMPIONSHIP						
1/6	vs. Florida State	Pasadena, CA	2/1	31-34	L	92,542

2014

8-5, 4-4 SEC

Gus Malzahn

22nd AP, 23rd USA Today

8/30	* ARKANSAS	AUBURN	6/NR	45-21	W	87,451
9/6	SAN JOSE' STATE	AUBURN	5/NR	59-13	W	87,451
9/18	at Kansas State	Manhattan, KS	5/20	20-14	W	53,046
9/27	LOUISIANA TECH	AUBURN	5/NR	45-17	W	87,451
10/4	* LSU	AUBURN	5/15	41-7	W	87,451
10/11	* at Mississippi State	Starkville, MS	2/3	23-38	L	62,945
10/25	* SOUTH CAROLINA	AUBURN	5/NR	42-35	W	87,451
11/1	* at Ole Miss	Oxford, MS	4/7	35-31	W	62,090
11/8	* TEXAS A&M	AUBURN	3/NR	38-41	L	87,451
11/15	* at Georgia	Athens, GA	9/16	7-34	L	92,746
11/22	SAMFORD	AUBURN	16/NR	31-7	W	87,451
11/29	* at Alabama	Tuscaloosa	15/2	44-55	L	101,821
OUTBACK BOWL						
1/1	vs. Wisconsin [OT]	Tampa, FL	19/17	31-34	L	92,542

2015

7-6, 2-6 SEC

Gus Malzahn

9/5	vs. Louisville	Atlanta, GA	6/NR	31-24	W	73,927
9/12	JACKSONVILLE ST [OT]	AUBURN	6/NR	27-20	W	87,451
9/19	* at LSU	Baton Rouge, LA	18/13	21-45	L	102,321
9/26	* MISSISSIPPI STATE	AUBURN	NR/NR	9-17	L	87,451
10/3	SAN JOSE' STATE	AUBURN	NR/NR	35-21	W	87,451
10/15	* at Kentucky	Lexington, KY	NR/NR	30-27	W	63,407
10/24	* at Arkansas [4OT]	Fayetteville, AR	NR/NR	46-54	L	72,008
10/31	* OLE MISS	AUBURN	NR/19	19-27	L	87,451
11/7	* at Texas A&M	College Station, TX	NR/25	26-10	W	104,625
11/14	* GEORGIA	AUBURN	NR/NR	13-20	L	87,451
11/21	IDAHO	AUBURN	NR/NR	56-34	W	87,451
11/28	* ALABAMA	AUBURN	NR/2	13-29	L	87,451
BIRMINGHAM BOWL						
12/30	vs. Memphis	Birmingham, AL	NR/NR	31-10	W	59,430

2016

8-5, 5-3 SEC

Gus Malzahn

24th AP, 22nd USA Today

9/3	CLEMSON	AUBURN	NR/2	13-19	L	87,451
9/10	ARKANSAS STATE	AUBURN	NR/NR	51-14	W	86,825
9/17	* TEXAS A&M	AUBURN	NR/17	16-29	L	87,175
9/24	* LSU	AUBURN	NR/18	18-13	W	87,451
10/1	ULM	AUBURN	NR/NR	58-7	W	84,243
10/8	* at Mississippi State	Starkville, MS	NR/NR	38-14	W	60,102
10/22	* ARKANSAS	AUBURN	21/17	56-3	W	87,451
10/29	* at Ole Miss	Oxford, MS	15/NR	40-29	W	65,927
11/5	* VANDERBILT	AUBURN	11/NR	23-16	W	87,451
11/12	* at Georgia	Athens, GA	8/NR	7-13	L	92,746
11/19	ALABAMA A&M	AUBURN	18/NR	55-0	W	87,451
11/26	* at Alabama	Tuscaloosa	16/1	12-30	L	101,821
ALLSTATE SUGAR BOWL						
1/2	vs. Oklahoma	New Orleans, LA	17/7	19-35	L	54,077

2017

10-4, 7-1 SEC

Gus Malzahn

10th AP, 12th USA Today

SEC WEST CHAMPIONS

9/2	GA SOUTHERN	AUBURN	12/NR	41-7	W	87,451
9/9	at Clemson	Clemson, SC	13/3	6-14	L	81,799
9/16	MERCER	AUBURN	15/NR	24-10	W	87,033
9/23	* at Missouri	Columbia, MO	15/NR	51-14	W	54,574
9/30	* MISSISSIPPI STATE	AUBURN	13/24	49-10	W	86,901
10/7	* OLE MISS	AUBURN	12/NR	44-23	W	86,700
10/14	* at LSU	Baton Rouge, LA	10/NR	23-27	L	101,601
10/21	* at Arkansas	Fayetteville, AR	21/NR	52-20	W	71,961
11/4	* at Texas A&M	College Station, TX	16/NR	42-27	W	100,257
11/11	* GEORGIA	AUBURN	10/2	40-17	W	87,451
11/18	ULM	AUBURN	6/NR	42-14	W	82,133
11/25	* ALABAMA	AUBURN	6/1	26-14	W	87,451
SEC CHAMPIONSHIP GAME						
12/2	vs. Georgia	Atlanta, GA	4/6	7-28	L	76,534
CHICK-FIL-A PEACH BOWL						
1/1	vs. UCF	Atlanta, GA	7/10	27-34	L	71,109

All-Time Results

2018

8-5, 3-5 SEC

Gus Malzahn

9/1	vs. Washington	Atlanta, GA	9/6	21-16	W	70,103
9/8	ALABAMA ST.	AUBURN	7/NR	63-9	W	84,806
9/15	* LSU	AUBURN	7/12	21-22	L	86,787
9/22	* ARKANSAS	AUBURN	9/NR	34-3	W	84,188
9/29	SOUTHERN MISS	AUBURN	10/NR	24-13	W	83,792
10/6	* at Mississippi State	Starkville, MS	8/NR	9-23	L	60,635
10/13	* TENNESSEE	AUBURN	21/NR	24-30	L	84,589
10/20	* at Ole Miss	Oxford, MS	NR/NR	31-16	W	56,885
11/3	* TEXAS A&M	AUBURN	NR/25	28-24	W	85,945
11/10	* at Georgia	Athens, Ga.	NR/5	10-27	L	92,746
11/17	LIBERTY	AUBURN	NR/NR	53-0	W	81,129
11/24	* at Alabama	Tuscaloosa	NR/1	21-52	L	101,821
MUSIC CITY BOWL						
12/28	vs. Purdue	Nashville, TN	NR/NR	63-14	W	59,024

2019

9-4, 5-3 SEC

Gus Malzahn

10th AP, 12th USA Today

8/31	vs. Oregon	Arlington, TX	16/11	27-21	W	60,662
9/7	TULANE	AUBURN	10/NR	24-6	W	85,317
9/14	KENT STATE	AUBURN	8/NR	55-16	W	84,542
9/21	* at Texas A&M	College Station, TX	8/17	28-20	W	101,681
9/28	*MISSISSIPPI STATE	AUBURN	7/NR	56-26	W	87,451
10/5	* at Florida	Gainesville, FL	7/10	13-24	L	90,584
10/19	* at Arkansas	Fayetteville, AR	11/NR	51-10	W	54,619
10/26	* at LSU	Baton Rouge, LA	9/2	20-23	L	102,160
11/2	* OLE MISS	AUBURN	11/NR	20-14	W	87,451
11/16	* GEORGIA	AUBURN	13/5	14-21	L	87,451
11/23	SAMFORD	AUBURN	16/NR	52-0	W	80,692
11/30	* ALABAMA	AUBURN	16/5	48-45	W	87,451
OUTBACK BOWL						
1/1	vs. Minnesota	Tampa, FL	9/16	24-31	L	65,890

2020

6-5, 6-4 SEC

Gus Malzahn

9/26	* KENTUCKY	AUBURN	8/23	29-13	W	17,490
10/3	* at Georgia	Athens, GA	7/4	6-27	L	20,524
10/10	* ARKANSAS	AUBURN	13/NR	30-28	W	17,490
10/17	* at South Carolina	Columbia, SC	15/NR	22-30	L	15,766
10/24	* at Ole Miss	Oxford, MS	NR/NR	35-28	W	15,037
10/31	* LSU	AUBURN	NR/NR	48-11	W	17,490
11/21	* TENNESSEE	AUBURN	23/NR	30-17	W	17,490
11/28	* at Alabama	Tuscaloosa	22/1	13-42	L	19,424
12/5	* TEXAS A&M	AUBURN	NR/5	20-31	L	17,490
12/12	* at Mississippi State	Starkville, MS	NR/NR	24-10	W	12,986
VRBO CITRUS BOWL						
1/1	vs. Northwestern	Orlando, FL	NR/15	19-35	L	8,147



BRYAN HARSIN

Harsin became Auburn's 28th head coach on Dec. 22, 2020. Harsin came to Auburn from Boise State, his alma mater; he was relieved of his duties after the 2022 Arkansas game. His Auburn record was 9-12.

2021

6-7, 3-5 SEC

Bryan Harsin

9/4	AKRON	AUBURN	NR/NR	60-10	W	83,821
9/11	ALABAMA STATE	AUBURN	25/NR	62-0	W	82,745
9/18	at Penn State	State College, PA	22/10	20-28	L	109,958
9/25	GEORGIA STATE	AUBURN	23/NR	34-24	W	86,650
10/2	* at LSU	Baton Rouge, LA	22/NR	24-19	W	97,717
10/9	* GEORGIA	AUBURN	18/2	10-34	L	87,451
10/16	* at Arkansas	Fayetteville, AR	NR/19	38-23	W	73,370
10/30	* OLE MISS	AUBURN	18/10	31-20	W	87,451
11/6	* at Texas A&M	College Station, TX	12/13	3-20	L	109,835
11/13	* MISSISSIPPI STATE	AUBURN	16/NR	34-43	L	87,451
11/20	* at South Carolina	Columbia, SC	NR/NR	17-21	L	70,299
11/27	* ALABAMA [4OT]	AUBURN	NR/3	22-24	L	87,451
TICKETSMARTER BIRMINGHAM BOWL						
12/28	vs. Houston	Birmingham	NR/21	13-17	L	47,100



CARNELL WILLIAMS

Williams was named interim head coach on Oct. 31, 2022, posting a 2-2 record over the final four games of the season. He was the first African American to serve as head football coach at Auburn and the first African American to be head coach in the Iron Bowl.

2022

5-7, 2-6 SEC

Bryan Harsin/Carnell Williams

9/3	MERCER	AUBURN	NR/NR	42-16	W	84,562
9/10	SAN JOSE' STATE	AUBURN	NR/NR	24-16	W	83,340
9/17	PENN STATE	AUBURN	NR/22	12-41	L	87,451
9/24	* MISSOURI [OT]	AUBURN	NR/NR	17-14	W	85,750
10/1	* LSU	AUBURN	NR/NR	17-21	L	87,451
10/8	* at Georgia	Athens, GA	NR/2	10-42	L	92,746
10/15	* at Ole Miss	Oxford, MS	NR/9	34-38	L	65,243
10/29	* ARKANSAS	AUBURN	NR/NR	27-41	L	83,792
11/5	* at Mississippi St [OT]	Starkville, MS	NR/NR	33-39	L	57,769
11/12	* TEXAS A&M	AUBURN	NR/NR	13-10	W	87,451
11/19	WESTERN KENTUCKY	AUBURN	NR/NR	41-17	W	81,824
11/26	* at Alabama	Tuscaloosa	NR/8	27-49	L	100,077

Note: Middle column denotes Auburn/Opponent AP ranking at time of game ... attendance listed in far right column.

Yearly Records

PRE-SEC YEARS (1892-32)

Year	Overall	Conference	Head Coach
1892	2-2		Dr. G. Petrie
1893	3-0-2		G.H. Harvey, D.M. Balliet
1894	1-3	SIAA	F.M. Hall
1895	2-1	SIAA	John Heisman
1896	3-1	SIAA	John Heisman
1897	2-0-1	SIAA	John Heisman
1898	2-1	SIAA	John Heisman
1899	3-1-1	SIAA	John Heisman
1900	4-0	SIAA	Billy Watkins
1901	2-3-1	SIAA	Billy Watkins
1902	2-4-1	SIAA	R.S. Kent, Mike Harvey
1903	4-3	SIAA	Billy Bates
1904	5-0	SIAA	Mike Donahue
1905	2-4	SIAA	Mike Donahue
1906	1-5-1	SIAA	Mike Donahue
1907	6-2-1	SIAA	W.S. Keinholz
1908	6-1	SIAA	Mike Donahue
1909	5-2	SIAA	Mike Donahue
1910	6-1	SIAA	Mike Donahue
1911	4-2-1	SIAA	Mike Donahue
1912	6-1-1	SIAA	Mike Donahue
1913	8-0	SIAA	Mike Donahue
1914	8-0-1	SIAA	Mike Donahue
1915	6-2	SIAA	Mike Donahue
1916	6-2	SIAA	Mike Donahue
1917	6-2-1	SIAA	Mike Donahue
1918	2-5	SIAA	Mike Donahue
1919	8-1	SIAA	Mike Donahue
1920	7-2	SIAA	Mike Donahue
1921	5-3	SC	Mike Donahue
1922	8-2	SC	Mike Donahue
1923	3-3-3	SC	Boozer Pitts
1924	4-4-1	SC	Boozer Pitts
1925	5-3-1	SC	Dave Morey
1926	5-4	SC	Dave Morey
1927	0-7-2	SC	Dave Morey, Boozer Pitts
1928	1-8	SC	George Bohler
1929	2-7	SC	George Bohler, John Floyd
1930	3-7	SC	Chet Wynne
1931	5-3-1	SC	Chet Wynne
1932	9-0-1	SC	Chet Wynne

SIAA - Southern Intercollegiate Athletic Association SC - Southern Conference

SEC YEARS (1933-PRESENT)

Year	Overall	SEC	Finish	Head Coach
1933	5-5	2-2	t-6th	Chet Wynne
1934	2-8	1-6	10th	Jack Meagher
1935	8-2	5-2	4th	Jack Meagher
1936	7-2-2	4-1-1	3rd	Jack Meagher
1937	6-2-3	4-1-2	3rd	Jack Meagher
1938	4-5-1	3-3-1	t-7th	Jack Meagher
1939	5-5-1	3-3-1	t-5th	Jack Meagher
1940	6-4-1	3-2-1	5th	Jack Meagher
1941	4-5-1	0-4-1	11th	Jack Meagher
1942	6-4-1	3-3	7th	Jack Meagher
1943	NO TEAM -- WORLD WAR II			
1944	4-4	0-4	t-10th	Carl Voyles
1945	5-5	2-3	t-7th	Carl Voyles
1946	4-6	1-5	10th	Carl Voyles
1947	2-7	1-5	11th	Carl Voyles
1948	1-8-1	0-7	12th	Earl Brown
1949	2-4-3	2-4-2	8th	Earl Brown
1950	0-10	0-7	12th	Earl Brown
1951	5-5	3-4	6th	Ralph Jordan
1952	2-8	0-7	12th	Ralph Jordan

1953	7-3-1	4-2-1	t-5th	Ralph Jordan
1954	8-3	3-3	t-6th	Ralph Jordan
1955	8-2-1	5-1-1	2nd	Ralph Jordan
1956	7-3	4-3	5th	Ralph Jordan
1957	10-0	7-0	1st	Ralph Jordan
1958	9-0-1	6-0-1	2nd	Ralph Jordan
1959	7-3	4-3	t-5th	Ralph Jordan
1960	8-2	5-2	4th	Ralph Jordan
1961	6-4	3-4	7th	Ralph Jordan
1962	6-3-1	4-3	6th	Ralph Jordan
1963	9-2	6-1	2nd	Ralph Jordan
1964	6-4	3-3	6th	Ralph Jordan
1965	5-5-1	4-1-1	2nd	Ralph Jordan
1966	4-6	1-5	8th	Ralph Jordan
1967	6-4	3-3	7th	Ralph Jordan
1968	7-4	4-2	t-3rd	Ralph Jordan
1969	8-3	5-2	3rd	Ralph Jordan
1970	9-2	5-2	t-2nd	Ralph Jordan
1971	9-2	5-1	t-2nd	Ralph Jordan
1972	10-1	6-1	2nd	Ralph Jordan
1973	6-6	2-5	t-8th	Ralph Jordan
1974	10-2	4-2	t-2nd	Ralph Jordan
1975	4-6-1	2-4	t-6th	Ralph Jordan
1976	4-7	3-3	t-6th	Doug Barfield
1977	6-5	5-1	3rd	Doug Barfield
1978	6-4-1	3-2-1	3rd	Doug Barfield
1979	8-3	4-2	t-3rd	Doug Barfield
1980	5-6	0-6	t-9th	Doug Barfield
1981	5-6	2-4	t-6th	Pat Dye
1982	9-3	4-2	t-3rd	Pat Dye
1983	11-1	6-0	1st	Pat Dye
1984	9-4	4-2	t-3rd	Pat Dye
1985	8-4	3-3	5th	Pat Dye
1986	10-2	4-2	t-2nd	Pat Dye
1987	9-1-2	5-0-1	1st	Pat Dye
1988	10-2	6-1	t-1st	Pat Dye
1989	10-2	6-1	t-1st	Pat Dye
1990	8-3-1	4-2-1	4th	Pat Dye
1991	5-6	2-5	8th	Pat Dye
1992	5-5-1	2-5-1	5th West	Pat Dye
1993	11-0	8-0	NA	Terry Bowden
1994	9-1-1	6-1-1	NA	Terry Bowden
1995	8-4	5-3	2nd West	Terry Bowden
1996	8-4	4-4	3rd West	Terry Bowden
1997	10-3	6-2	t-1st West	Terry Bowden
1998	3-8	1-7	6th West	Bowden/Bill Oliver
1999	5-6	2-6	5th West	Tommy Tuberville
2000	9-4	6-2	1st West	Tommy Tuberville
2001	7-5	5-3	t-1st West	Tommy Tuberville
2002	9-4	5-3	t-1st West	Tommy Tuberville
2003	8-5	5-3	3rd West	Tommy Tuberville
2004	13-0	8-0	1st/1st W	Tommy Tuberville
2005	9-3	7-1	t-1st/West	Tommy Tuberville
2006	11-2	6-2	t-2nd/West	Tommy Tuberville
2007	9-4	5-3	2nd/West	Tommy Tuberville
2008	5-7	2-6	t-4th/West	Tommy Tuberville
2009	8-5	3-5	t-4th/West	Gene Chizik
2010	14-0	8-0	1st/1st West	Gene Chizik
2011	8-5	4-4	4th West	Gene Chizik
2012	3-9	0-8	6th West	Gene Chizik
2013	12-2	7-1	1st/1st West	Gus Malzahn
2014	8-5	4-4	4th West	Gus Malzahn
2015	7-6	2-6	7th West	Gus Malzahn
2016	8-5	5-3	2nd West	Gus Malzahn
2017	10-4	7-1	1st West	Gus Malzahn
2018	8-5	3-5	5th West	Gus Malzahn
2019	9-4	5-3	3rd West	Gus Malzahn
2020	6-5	6-4	3rd West	Gus Malzahn
2021	6-7	3-5	6th West	Bryan Harsin
2022	5-7	2-6	6th West	Harsin/Carnell Williams
129 Years	793-464-47	335-268-18		29 Coaches

Record vs. All Opponents

Opponent	Won	Lost	Tied	First Game	Last Game
Akron	2	0	0	1988	2021
Alabama	37	49	1	1893	2022
Alabama A&M	2	0	0	2012	2016
UAB	1	0	0	1996	
Alabama State	2	0	0	2018	2021
Arizona	2	1	0	1968	1977
Arkansas	19	12	1	1984	2022
Arkansas State	4	0	0	2006	2016
Appalachian State	1	0	0	1999	
Army	1	2	0	1922	1996
Ball State	3	0	0	2001	2009
Baylor	1	2	1	1954	1976
Birmingham-Southern	13	3	0	1920	1939
Boston College	1	2	0	1939	1982
Buffalo	1	0	0	2006	
California	0	0	0	2023	
Cal State-Fullerton	1	0	0	1990	
Camp Gordon	1	1	0	1918	1919
Camp Griffin	0	1	0	1918	
Camp Sheridan	1	1	0	1917	1918
Carlisle	1	0	0	1914	
Central Florida (UCF)	3	1	0	1997	2017
Centre	1	2	0	1921	1923
Chattanooga	21	0	0	1926	2010
Citadel	1	0	0	2004	
Clemson	34	15	2	1899	2017
Cincinnati	2	0	0	1984	1986
Colorado	1	0	0	1972	
Davidson	0	2	0	1905	1917
Detroit	1	0	0	1936	
Duke	3	3	0	1892	1980
East Carolina	3	0	0	1985	1994
East Tennessee State	1	0	0	1994	
Erskine	1	0	0	1932	
Florida Atlantic	2	0	0	2011	2013
Florida	43	39	2	1912	2019
Florida State	13	5	1	1954	2013
Fort Benning	5	0	0	1920	1944
Fresno State	1	0	0	1996	
Furman	4	0	0	1946	2009
Georgetown	0	0	1	1942	
George Washington	0	1	0	1933	
Georgia	56	63	8	1892	2022
Georgia Navy P-F	0	1	0	1942	
Georgia Southern	2	0	0	1991	2017
Georgia State	1	0	0	2021	
Georgia Tech	47	41	4	1892	2005
Gordon	4	0	0	1906	1909
Hardin-Simmons	1	0	0	1959	
Houston	5	2	0	1956	2021
Idaho	2	0	0	1999	2015
Indiana	1	0	0	1990	
Jacksonville State	1	0	0	2015	
Kansas	2	0	0	1987	1988
Kansas State	4	0	0	1978	2014
Kent State	1	0	0	2019	
Kentucky	27	6	1	1934	2020
Liberty	1	0	0	2018	
Louisiana College	1	0	0	1951	
Louisiana-Lafayette	4	0	0	1945	1992
Louisiana-Monroe (ULM)	11	0	0	1994	2017
LSU	24	32	1	1901	2022
Louisiana Tech	12	0	1	1941	2014
Louisville	2	0	0	1974	2015
Loyola	1	0	0	1936	
Manhattan	0	1	0	1939	
Marion	6	0	0	1914	1922
Maryland	2	1	0	1952	1983
Maryville	1	0	1	1906	1907
Marquette	0	1	0	1926	
Massachusetts	0	0	0	2023	

Opponent	Won	Lost	Tied	First Game	Last Game
Maxwell Field	0	1	0	1945	
Memphis	1	2	0	1975	2015
Mercer	13	0	0	1896	2022
Miami (Fla.)	7	4	0	1944	1984
Michigan	1	1	0	1983	2000
Michigan State	1	0	0	1937	
Minnesota	0	1	0	2019	
Mississippi (Ole Miss)	35	12	0	1928	2022
Mississippi State	65	29	2	1905	2022
Missouri	3	1	0	1973	2022
Montgomery	2	0	0	1899	1903
Nashville	3	1	0	1897	1904
Nebraska	1	3	0	1963	2006
New Mexico State	2	0	0	1993	2012
North Alabama A.C.	1	0	0	1914	
North Carolina	2	4	0	1892	2001
North Carolina State	1	1	0	1977	1979
Northwestern	1	1	0	2009	2020
North Texas	1	0	0	1981	
Northern Illinois	1	0	0	2000	
Oglethorpe	4	0	0	1918	1935
Ohio State	1	0	1	1917	1989
Oklahoma	0	2	0	1972	2016
Oregon	2	0	0	2010	2019
Oregon State	1	0	0	1973	
Pacific	1	0	0	1989	
Penn State	1	3	0	1996	2022
Presbyterian	1	0	0	1944	
Purdue	1	0	0	2018	
Rice	0	2	0	1937	1938
Richmond	1	0	0	1980	
Rutgers	1	0	0	1982	
Saint Louis	1	0	0	1946	
Samford (Howard)	28	0	1	1903	2019
San Jose' State	3	0	0	2014	2022
Santa Clara	0	1	0	1936	
Sewanee	4	6	2	1893	1931
South Carolina	10	3	1	1930	2021
South Florida	0	1	0	2007	
Southeastern Louisiana	0	1	0	1950	
Southern California	1	2	0	1986	2003
SMU	0	3	0	1940	1968
Southern Mississippi	18	5	0	1946	2018
Spring Hill	5	0	0	1919	1931
Stetson	1	1	0	1927	1953
Syracuse	1	1	1	1987	2002
Tennessee	29	22	3	1900	2020
Tennessee Tech	1	0	0	2007	
UT Martin	1	0	0	2008	
Texas	3	5	0	1910	1991
Texas A&M	6	7	0	1911	2022
TCU	3	0	0	1966	1981
Texas Tech	0	1	0	1953	
Tulane	15	17	6	1902	2019
Utah State	1	0	0	2011	
Vanderbilt	21	21	1	1893	2016
Villanova	4	1	2	1936	1942
Virginia	2	1	0	1997	2011
Virginia Tech	3	1	1	1924	2004
Wake Forest	6	2	0	1958	1982
Washington	1	0	0	2018	
Washington State	2	0	0	2006	2013
Washington & Lee	1	0	0	1920	
West Virginia	1	1	0	2008	2009
Western Carolina	3	0	0	1986	2013
Western Kentucky	3	0	0	2003	2022
Western Michigan	1	0	0	1995	
Wisconsin	1	2	1	1931	2014
Wofford	3	1	0	1930	1952
Wyoming	1	0	0	2000	

bold indicates a 2023 opponent

Record vs. Football Bowl Subdivision

ATLANTIC COAST

Team	Overall	Home	Away	Neutral
Boston College	1-2	--	0-2	1-0
Clemson	34-15-2	20-5	10-7-1	3-3-1
Florida State	13-5-1	10-1-1	3-2	0-2
Georgia Tech	47-41-4	10-3	35-35-4	2-3
Louisville	2-0	--	--	2-0
Miami (Fla.)	7-4	2-1	4-2	1-1
North Carolina	2-4	1-2	1-0	0-2
North Carolina State	1-1	1-1	--	--
Syracuse	1-1-1	1-0	0-1	0-0-1
Virginia	2-1	0-1	1-0	1-0
Virginia Tech	3-1-1	1-1	1-0	1-0-1
Wake Forest	7-2	6-1	0-1	--
TOTALS	120-77-7	52-16-1	55-50-5	11-11-3

AMERICAN ATHLETIC

Team	Overall	Home	Away	Neutral
UAB	1-0	1-0	--	--
East Carolina	3-0	3-0	--	--
Florida Atlantic	2-0	2-0	--	--
Memphis	1-2	0-1	0-1	1-0
North Texas	1-0	1-0	--	--
Rice	0-2	--	0-2	--
South Florida	0-1	0-1	--	--
SMU	0-3	0-1	0-1	0-1
Tulane	15-17-6	2-1	9-12-5	4-4-1
TOTALS	23-25-6	9-4	9-16-5	5-5-1

BIG TEN

Team	Overall	Home	Away	Neutral
Indiana	1-0	--	--	1-0
Rutgers	1-0	1-0	--	--
Maryland	2-1	2-0	--	0-1
Michigan	1-1	--	--	1-1
Michigan State	1-0	--	--	1-0
Minnesota	0-1	--	--	0-1
Nebraska	1-3	0-1	0-1	1-1
Northwestern	1-1	--	--	1-1
Ohio State	1-0-1	--	--	1-0-1
Penn State	1-3	0-1	0-1	1-1
Purdue	1-0	--	--	1-0
Wisconsin	1-2-1	--	0-0-1	1-2
TOTALS	12-12-2	3-2	0-2-1	9-8-1

BIG 12

Team	Overall	Home	Away	Neutral
Baylor	1-2-1	0-2	0-0-1	1-0
UCF	3-1	3-0	--	0-1
Cincinnati	2-0	2-0	--	--
Houston	5-2	3-0	2-1	0-1
Kansas	2-0	2-0	--	--
Kansas State	4-0	2-0	2-0	--
Oklahoma	0-2	--	--	0-2
Texas	3-5	1-1	1-3	1-1
TCU	3-0	2-0	1-0	--
Texas Tech	0-1	--	--	0-1
West Virginia	1-1	1-0	0-1	--
TOTALS	24-14-1	16-3	6-5-1	2-6

CONFERENCE USA

Team	Overall	Home	Away	Neutral
Jacksonville State	1-0	1-0	--	--
Liberty	1-0	1-0	--	--
Louisiana Tech	12-0-1	12-0-1	--	--
New Mexico State	3-0	3-0	--	--
Southern Miss	18-5	16-4	--	2-1
Western Kentucky	3-0	3-0	--	--
TOTALS	38-5-1	36-4-1	--	2-1

DIVISION I INDEPENDENT

Team	Overall	Home	Away	Neutral
Army	1-2	--	0-2	1-0
TOTALS	1-2	--	0-2	1-0

MID-AMERICAN

Team	Overall	Home	Away	Neutral
Akron	2-0	2-0	--	--
Ball State	3-0	3-0	--	--
Buffalo	1-0	1-0	--	--
Kent State	1-0	1-0	--	--
Northern Illinois	1-0	1-0	--	--
TOTALS	8-0	8-0	--	--

MOUNTAIN WEST

Team	Overall	Home	Away	Neutral
Fresno State	1-0	1-0	--	--
San Jose' State	3-0	3-0	--	--
Utah State	1-0	1-0	--	--
Wyoming	1-0	1-0	--	--
TOTALS	6-0	6-0	--	--

PAC-12

Team	Overall	Home	Away	Neutral
Arizona	2-1	1-0	0-1	1-0
Colorado	1-0	--	--	1-0
Oregon	2-0	--	--	2-0
Oregon State	1-0	--	--	1-0
Southern Cal	1-2	0-1	0-1	1-0
Washington	1-0	--	--	1-0
Washington State	2-0	2-0	--	--
TOTALS	10-3	3-1	0-2	7-0

SUN BELT

Team	Overall	Home	Away	Neutral
Appalachian State	1-0	1-0	--	--
Arkansas State	4-0	4-0	--	--
Georgia Southern	2-0	2-0	--	--
Georgia State	1-0	1-0	--	--
Louisiana-Lafayette	4-0	4-0	--	--
ULM	11-0	11-0	--	--
TOTALS	23-0	23-0	--	--

All-Time Results vs. Opponents

AKRON (AU leads, 2-0)

Year	Score	Site	Date
1988:	AU, 42-0	at Auburn	Oct. 15
2021:	AU, 60-10	at Auburn	Sept. 4

at Auburn: AU leads, 2-0

ALABAMA (UA leads, 49-37-1)

Year	Score	Site	Date
1893:	AU, 32-22	at Birmingham, AL	Feb. 22
	AU, 40-16	at Montgomery, AL	Nov. 30
1894:	UA, 18-0	at Montgomery, AL	Nov. 29
1895:	AU, 48-0	at Tuscaloosa	Nov. 23
1900:	AU, 53-5	at Montgomery, AL	Nov. 17
1901:	AU, 17-0	at Tuscaloosa	Nov. 15
1902:	AU, 23-0	at Birmingham, AL	Oct. 18
1903:	UA, 18-6	at Montgomery, AL	Oct. 23
1904:	AU, 29-5	at Birmingham, AL	Nov. 12
1905:	UA, 30-0	at Birmingham, AL	Nov. 18
1906:	UA, 10-0	at Birmingham, AL	Nov. 17
1907:	Tie, 6-6	at Birmingham, AL	Nov. 16
1948:	UA, 55-0	at Birmingham, AL	Dec. 4
1949:	AU, 14-13	at Birmingham, AL	Dec. 3
1950:	UA, 34-0	at Birmingham, AL	Dec. 2
1951:	UA, 25-7	at Birmingham, AL	Dec. 1
1952:	UA, 21-0	at Birmingham, AL	Nov. 29
1953:	UA, 10-7	at Birmingham, AL	Nov. 28
1954:	AU, 28-0	at Birmingham, AL	Nov. 27
1955:	AU, 26-0	at Birmingham, AL	Nov. 26
1956:	AU, 34-7	at Birmingham, AL	Dec. 1
1957:	AU, 40-0	at Birmingham, AL	Nov. 30
1958:	AU, 14-8	at Birmingham, AL	Nov. 29
1959:	UA, 10-0	at Birmingham, AL	Nov. 28
1960:	UA, 3-0	at Birmingham, AL	Nov. 26
1961:	UA, 34-0	at Birmingham, AL	Dec. 2
1962:	UA, 38-0	at Birmingham, AL	Dec. 1
1963:	AU, 10-8	at Birmingham, AL	Nov. 30
1964:	UA, 21-14	at Birmingham, AL	Nov. 26
1965:	UA, 30-3	at Birmingham, AL	Nov. 27
1966:	UA, 31-0	at Birmingham, AL	Dec. 3
1967:	UA, 7-3	at Birmingham, AL	Dec. 2
1968:	UA, 24-16	at Birmingham, AL	Nov. 30
1969:	AU, 49-26	at Birmingham, AL	Nov. 29
1970:	AU, 33-28	at Birmingham, AL	Nov. 28
1971:	UA, 31-7	at Birmingham, AL	Nov. 27
1972:	AU, 17-16	at Birmingham, AL	Dec. 2
1973:	UA, 35-0	at Birmingham, AL	Dec. 1
1974:	UA, 17-13	at Birmingham, AL	Nov. 29
1975:	UA, 28-0	at Birmingham, AL	Nov. 29
1976:	UA, 38-7	at Birmingham, AL	Nov. 27
1977:	UA, 48-21	at Birmingham, AL	Nov. 26
1978:	UA, 34-16	at Birmingham, AL	Dec. 2
1979:	UA, 25-18	at Birmingham, AL	Dec. 1
1980:	UA, 34-18	at Birmingham, AL	Nov. 29
1981:	UA, 28-17	at Birmingham, AL	Nov. 28
1982:	AU, 23-22	at Birmingham, AL	Nov. 27
1983:	AU, 23-20	at Birmingham, AL	Dec. 3
1984:	UA, 17-15	at Birmingham, AL	Dec. 1
1985:	UA, 25-23	at Birmingham, AL	Nov. 30
1986:	AU, 21-17	at Birmingham, AL	Nov. 29
1987:	AU, 10-0	at Birmingham, AL	Nov. 27
1988:	AU, 15-10	at Birmingham, AL	Nov. 25
1989:	AU, 30-20	at Auburn	Dec. 2
1990:	UA, 16-7	at Birmingham, AL	Dec. 1
1991:	UA, 13-6	at Birmingham, AL	Nov. 30
1992:	UA, 17-0	at Birmingham, AL	Nov. 26
1993:	AU, 22-14	at Auburn	Nov. 20
1994:	UA, 21-14	at Birmingham, AL	Nov. 19
1995:	AU, 31-27	at Auburn	Nov. 18
1996:	UA, 24-23	at Birmingham, AL	Nov. 23
1997:	UA, 18-17	at Auburn	Nov. 22
1998:	UA, 31-17	at Birmingham	Nov. 21
1999:	UA, 28-17	at Auburn	Nov. 20
2000:	AU, 9-0	at Tuscaloosa	Nov. 18
2001:	UA, 31-7	at Auburn	Nov. 17
2002:	AU, 17-7	at Tuscaloosa	Nov. 23
2003:	AU, 28-23	at Auburn	Nov. 22

2004:	AU, 21-13	at Tuscaloosa	Nov. 20
2005:	AU, 28-18	at Auburn	Nov. 19
2006:	AU, 22-15	at Tuscaloosa	Nov. 18
2007:	AU, 17-10	at Auburn	Nov. 24
2008:	UA, 36-0	at Tuscaloosa	Nov. 29
2009:	UA, 26-21	at Auburn	Nov. 27
2010:	AU, 28-27	at Tuscaloosa	Nov. 26
2011:	UA, 42-14	at Auburn	Nov. 26
2012:	UA, 49-0	at Tuscaloosa	Nov. 24
2013:	AU, 34-28	at Auburn	Nov. 30
2014:	UA, 55-44	at Tuscaloosa	Nov. 29
2015:	UA, 29-13	at Auburn	Nov. 28
2016:	UA, 30-12	at Tuscaloosa	Nov. 26
2017:	AU, 26-14	at Auburn	Nov. 25
2018:	UA, 52-21	at Tuscaloosa	Nov. 24
2019:	AU, 48-45	at Auburn	Nov. 30
2020:	UA, 42-13	at Tuscaloosa	Nov. 28
2021:	UA, 24-22/4OT	at Auburn	Nov. 27
2022:	UA, 49-27	at Tuscaloosa	Nov. 26

at Auburn: AU leads, 10-6
at Tuscaloosa: tied, 7-7
at Neutral Sites: UA leads, 36-20-1 (6-1*)
at Birmingham, AL: UA leads, 34-18-1 (6-1*)
at Montgomery, AL: Tied, 2-2

*Birmingham games were not counted as a neutral site after 1988 when ticket allocation changed.

ALABAMA A&M (AU leads, 2-0)

Year	Score	Site	Date
2012:	AU, 51-7	at Auburn	Nov. 17
2016:	AU, 55-0	at Auburn	Nov. 19

at Auburn: AU leads, 2-0

ALABAMA STATE (AU leads, 2-0)

Year	Score	Site	Date
2018:	AU, 63-9	at Auburn	Sept. 8
2021:	AU, 62-0	at Auburn	Sept. 11

at Auburn: AU leads, 2-0

UAB (AU leads, 1-0)

Year	Score	Site	Date
1996:	AU, 29-0	at Auburn	Aug. 31

at Auburn: AU leads, 1-0

APPALACHIAN ST. (AU leads, 1-0)

Year	Score	Site	Date
1999:	AU, 22-15	at Auburn	Sept. 4

at Auburn: AU leads, 1-0

ARIZONA (AU leads, 2-1)

Year	Score	Site	Date
1968:	AU, 34-10	at El Paso, TX [Sun]	Dec. 28
1976:	UA, 31-19	at Tucson	Sept. 11
1977:	AU, 21-10	at Auburn	Sept. 10

at Auburn: AU leads, 1-0
at Tucson: UA leads, 1-0
at Neutral Sites: AU leads, 1-0
at El Paso, TX: AU leads, 1-0

ARKANSAS (AU leads, 19-12-1)

Year	Score	Site	Date
1984:	AU, 21-15	at Memphis, TN [Liberty]	Dec. 27
1992:	Tie, 24-24	at Auburn	Oct. 31
1993:	AU, 31-21	at Fayetteville	Oct. 30
1994:	AU, 31-14	at Auburn	Oct. 29
1995:	UA, 30-28	at Little Rock, AR	Oct. 28
1996:	AU, 28-7	at Auburn	Nov. 2
1997:	AU, 26-21	at Fayetteville	Oct. 25
1998:	UA 24-21	at Auburn	Oct. 31
1999:	UA, 34-10	at Fayetteville	Oct. 30
2000:	AU, 21-19	at Auburn	Oct. 28
2001:	UA, 42-17	at Fayetteville	Oct. 27
2002:	UA, 38-17	at Auburn	Oct. 12
2003:	AU, 10-3	at Fayetteville	Oct. 11
2004:	AU, 38-20	at Auburn	Oct. 16
2005:	AU, 34-17	at Fayetteville	Oct. 15

2006:	UA, 27-10	at Auburn	Oct. 7
2007:	AU, 9-7	at Fayetteville	Oct. 13
2008:	UA, 25-22	at Auburn	Nov. 11
2009:	UA, 44-23	at Fayetteville	Oct. 10
2010:	AU, 65-43	at Auburn	Oct. 16
2011:	UA, 38-14	at Fayetteville	Oct. 8
2012:	UA, 24-7	at Auburn	Oct. 6
2013:	AU, 35-17	at Fayetteville	Nov. 2
2014:	AU, 45-21	at Auburn	Aug. 30
2015:	UA, 54-46/4OT	at Fayetteville	Oct. 24
2016:	AU, 56-3	at Auburn	Oct. 22
2017:	AU, 52-20	at Fayetteville	Oct. 21
2018:	AU, 34-3	at Auburn	Sept. 22
2019:	AU, 51-10	at Fayetteville	Oct. 19
2020:	AU, 30-28	at Auburn	Oct. 10
2021:	AU, 38-23	at Fayetteville	Oct. 16
2022:	UA, 41-27	at Auburn	Oct. 29

at Auburn: AU leads, 9-5-1
at Fayetteville: AU leads, 9-5
at Neutral Sites: Tied, 1-1
at Little Rock, AR: UA leads, 1-0
at Memphis, TN: AU leads, 1-0

ARKANSAS STATE (AU leads, 4-0)

Year	Score	Site	Date
2006:	AU, 27-0	at Auburn	Nov. 4
2010:	AU, 52-26	at Auburn	Sept. 4
2013:	AU, 38-9	at Auburn	Sept. 7
2016:	AU, 51-14	at Auburn	Sept. 10

at Auburn: AU leads, 4-0

ARMY (Army leads, 2-1)

Year	Score	Site	Date
1922:	Army, 19-6	at West Point	Oct. 14
1923:	Army, 28-6	at West Point	Oct. 20
1996:	AU, 32-29	at Shreveport, LA [Independence]	Dec. 31

at West Point: Army leads, 2-0

at Neutral Sites: AU leads, 1-0

at Shreveport, LA: AU leads, 1-0

BALL STATE (AU leads, 3-0)

Year	Score	Site	Date
2001:	AU, 30-0	at Auburn	Sept. 1
2005:	AU, 63-3	at Auburn	Sept. 17
2009:	AU, 54-30	at Auburn	Sept. 26

at Auburn: AU leads, 3-0

BAYLOR (BU leads, 2-1-1)

Year	Score	Site	Date
1954:	AU, 33-13	at Jacksonville, FL [Gator]	Dec. 31
1965:	BU, 14-8	at Auburn	Sept. 18
1975:	Tie, 10-10	at Waco	Sept. 20
1976:	BU, 15-14	at Auburn	Sept. 18

at Auburn: BU leads, 2-0
at Waco: Tied, 0-0-1
at Neutral Sites: AU leads, 1-0
at Jacksonville, FL: AU leads, 1-0

B'HAM-SOUTHERN (AU leads, 13-3)

Year	Score	Site	Date
1920:	AU, 49-0	at Montgomery, AL	Nov. 6
1923:	AU, 20-0	at Montgomery, AL	Oct. 6
1924:	AU, 7-0	at Birmingham	Sept. 27
1925:	AU, 25-6	at Birmingham	Sept. 26
1928:	BS, 6-0	at Montgomery, AL	Sept. 28
1929:	AU, 7-0	at Montgomery, AL	Sept. 27
1930:	BS, 7-0	at Montgomery, AL	Sept. 26
1931:	AU, 24-6	at Montgomery, AL	Sept. 25
1932:	AU, 61-0	at Montgomery, AL	Sept. 23
1933:	AU, 20-7	at Montgomery, AL	Sept. 22
1934:	BS, 7-0	at Montgomery, AL	Sept. 21
1935:	AU, 25-7	at Montgomery, AL	Sept. 27
1936:	AU, 45-0	at Montgomery, AL	Sept. 25
1937:	AU, 19-0	at Montgomery, AL	Sept. 24
1938:	AU, 14-0	at Montgomery, AL	Sept. 23

1939:	AU, 6-0	at Montgomery, AL	Sept. 29
-------	---------	-------------------	----------

at Birmingham: AU leads, 2-0
at Neutral Sites: AU leads, 11-3
at Montgomery, AL: AU leads, 11-3

BOSTON COLLEGE (BC leads, 2-1)

Year	Score	Site	Date
1939:	BC, 13-7	at Boston	Nov. 4
1940:	BC, 33-7	at Boston	Nov. 23
1982:	AU, 33-26	at Orlando, FL [Tangerine]	Dec. 18

at Boston: BC leads, 2-0

at Neutral Sites: AU leads, 1-0

at Orlando, FL: AU leads, 1-0

BUFFALO (AU leads, 1-0)

Year	Score	Site	Date
2006:	AU, 38-7	at Auburn	Sept. 23

at Auburn: AU leads, 1-0

CAL ST. FULLERTON (AU leads, 1-0)

Year	Score	Site	Date
1990:	AU, 38-17	at Auburn	Sept. 8

at Auburn: AU leads, 1-0

CAMP GORDON (Tied, 1-1)

Year	Score	Site	Date
1918:	CG, 26-0	at Auburn	Oct. 26
1919:	AU, 25-13	at Auburn	Oct. 12

at Auburn: Tied, 1-1

CAMP GRIFFIN (CG leads, 1-0)

Year	Score	Site	Date
1918:	CG, 26-0	at Auburn	Oct. 26

at Auburn: CG leads, 1-0

CAMP SHERIDAN (Tied, 1-1)

Year	Score	Site	Date
1917:	AU, 13-0	at Montgomery, AL	Oct. 13
1918:	CS, 7-0	at Montgomery, AL	Dec. 7

at Montgomery, AL: Tied, 1-1

All-Time Results vs. Opponents

1964:	AU, 33-12	at Auburn	Oct. 10
1965:	AU, 30-7	at Auburn	Oct. 9
1966:	AU, 20-6	at Auburn	Sept. 17
1967:	AU, 40-6	at Auburn	Sept. 23
1971:	AU, 60-7	at Auburn	Sept. 18
1972:	AU, 14-7	at Auburn	Sept. 23
1973:	AU, 31-0	at Auburn	Sept. 22
1974:	AU, 52-0	at Auburn	Sept. 21
1986:	AU, 42-14	at Auburn	Sept. 6
1995:	AU, 76-10	at Auburn	Sept. 9
2010:	AU, 62-24	at Auburn	Nov. 6

at Auburn: AU leads, 20-0
at Neutral Sites: AU leads, 1-0
at Montgomery, AL: AU leads, 1-0

CINCINNATI (AU leads, 2-0)

Year	Score	Site	Date
1984:	AU, 60-0	at Auburn	Nov. 10
1986:	AU, 52-7	at Auburn	Nov. 8

at Auburn: AU leads, 2-0

THE CITADEL (AU leads, 1-0)

Year	Score	Site	Date
2004:	AU, 33-3	at Auburn	Sept. 25

at Auburn: AU leads, 1-0

CLEMSON (AU leads, 34-15-2)

Year	Score	Site	Date
1899:	AU, 34-0	at Auburn	Oct. 28
1902:	CU, 16-0	at Auburn	Nov. 15
1904:	AU, 5-0	at Clemson	Oct. 15
1905:	CU, 6-0	at Auburn	Nov. 11
1906:	CU, 6-4	at Clemson	Nov. 10
1907:	AU, 12-0	at Auburn	Nov. 2
1910:	AU, 17-0	at Auburn	Oct. 22
1911:	AU, 29-0	at Clemson	Oct. 14
1912:	AU, 27-6	at Auburn	Oct. 19
1913:	AU, 20-0	at Clemson	Oct. 25
1914:	AU, 28-0	at Auburn	Oct. 10
1915:	AU, 14-0	at Anderson, SC	Oct. 16
1916:	AU, 28-0	at Auburn	Oct. 20
1917:	AU, 7-0	at Clemson	Oct. 19
1919:	AU, 7-0	at Auburn	Oct. 17
1920:	AU, 21-0	at Clemson	Oct. 15
1921:	AU, 56-0	at Auburn	Oct. 14
1923:	Tie, 0-0	at Clemson	Sept. 29
1924:	AU, 13-0	at Auburn	Oct. 4
1925:	AU, 13-6	at Clemson	Oct. 3
1926:	AU, 47-0	at Auburn	Oct. 2
1927:	CU, 3-0	at Clemson	Oct. 1
1928:	CU, 6-0	at Auburn	Oct. 6
1929:	CU, 20-7	at Clemson	Oct. 5
1940:	AU, 21-7	at Auburn	Nov. 9
1941:	AU, 28-7	at Auburn	Nov. 29
1942:	AU, 41-13	at Auburn	Nov. 28
1946:	CU, 21-13	at Montgomery, AL	Nov. 23
1947:	CU, 34-18	at Clemson	Nov. 22
1948:	CU, 7-6	at Mobile, AL	Nov. 27
1949:	Tie, 20-20	at Mobile, AL	Nov. 26
1950:	CU, 41-0	at Auburn	Nov. 25
1951:	CU, 34-0	at Clemson	Nov. 24
1952:	AU, 3-0	at Auburn	Nov. 22
1953:	AU, 45-19	at Clemson	Nov. 21
1954:	AU, 27-6	at Auburn	Nov. 20
1955:	AU, 21-0	at Mobile, AL	Nov. 19
1961:	AU, 24-14	at Auburn	Oct. 28
1962:	AU, 17-14	at Clemson	Oct. 27
1967:	AU, 43-21	at Auburn	Oct. 14
1968:	AU, 21-10	at Clemson	Oct. 12
1969:	AU, 51-0	at Auburn	Oct. 11
1970:	AU, 44-0	at Clemson	Oct. 10
1971:	AU, 35-13	at Auburn	Oct. 23
1997:	AU, 21-17	at Atlanta, GA [Peach]	Jan. 2, '98
2007:	AU, 23-20	at Atlanta, GA [OT] [Chick-fil-a]	Dec. 31
2010:	AU, 27-24	at Auburn [OT]	Sept. 18

2011:	CU, 38-24	at Clemson	Sept. 17
2012:	CU, 26-19	at Atlanta, GA	Sept. 1
2016:	CU, 19-13	at Auburn	Sept. 3
2017:	CU, 14-6	at Clemson	Sept. 9

at Auburn: AU leads, 20-5
at Clemson: AU leads, 10-7-1
at Neutral Sites: AU leads, 4-3-1
at Anderson, SC: AU leads, 1-0
at Atlanta, GA: AU leads, 2-1
at Mobile, AL: Tied, 1-1-1
at Montgomery, AL: CU leads, 1-0

COLORADO (AU leads, 1-0)

Year	Score	Site	Date
1972:	AU, 24-3	at Jacksonville, FL [Gator]	Dec. 30

at Neutral Sites: AU leads, 1-0 (Jacksonville, FL)

DAVIDSON (DC leads, 2-0)

Year	Score	Site	Date
1905:	DC, 6-0	at Birmingham, AL	Oct. 20
1917:	DC, 21-7	at Atlanta, GA	Nov. 10

at Neutral Sites: DC leads, 2-0
at Atlanta, GA: DC leads, 1-0
at Birmingham, AL: DC leads, 1-0

DETROIT (AU leads, 1-0)

Year	Score	Site	Date
1936:	AU, 6-0	at Detroit	Oct. 17

at Detroit: AU leads, 1-0

DUKE (Tied, 3-3)

Year	Score	Site	Date
1892:	DU, 34-6	at Atlanta, GA	Nov. 22
1932:	AU, 18-7	at Birmingham, AL	Oct. 8
1933:	DU, 13-7	at Durham	Nov. 4
1934:	DU, 13-6	at Birmingham, AL	Nov. 3
1935:	AU, 7-0	at Durham	Oct. 25
1980:	AU, 35-28	at Auburn	Sept. 20

at Auburn: AU leads, 1-0
at Durham: Tied, 1-1
at Neutral Sites: DU leads, 2-1
at Atlanta, GA: DU leads, 1-0
at Birmingham, AL: Tied, 1-1

EAST CAROLINA (AU leads, 3-0)

Year	Score	Site	Date
1985:	AU, 35-10	at Auburn	Nov. 9
1986:	AU, 45-0	at Auburn	Sept. 20
1994:	AU, 38-21	at Auburn	Nov. 5

at Auburn: AU leads, 3-0

EAST TENN. STATE (AU leads, 1-0)

Year	Score	Site	Date
1994:	AU, 38-0	at Auburn	Sept. 24

at Auburn: AU leads, 1-0

ERSKINE (AU leads, 1-0)

Year	Score	Site	Date
1932:	AU, 77-0	at Auburn	Oct. 1

at Auburn: AU leads, 1-0

FLORIDA ATLANTIC (AU leads, 2-0)

Year	Score	Site	Date
2011:	AU, 30-14	at Auburn	Sept. 24
2013:	AU, 45-10	at Auburn	Oct. 26

at Auburn: AU leads, 2-0

FLORIDA (AU leads, 43-39-2)

Year	Score	Site	Date
1912:	AU, 27-13	at Auburn	Oct. 12
1913:	AU, 55-0	at Auburn	Oct. 11
1914:	AU, 20-0	at Jacksonville, FL	Oct. 3
1915:	AU, 7-0	at Auburn	Oct. 9
1916:	AU, 20-0	at Jacksonville, FL	Nov. 11
1917:	AU, 68-0	at Auburn	Nov. 3

1927:	UF, 33-6	at Auburn	Oct. 8
1928:	UF, 27-0	at Gainesville	Oct. 13
1929:	UF, 19-0	at Montgomery, AL	Oct. 11
1930:	UF, 7-0	at Tampa, FL	Oct. 11
1931:	UF, 13-12	at Jacksonville, FL	Oct. 24
1932:	AU, 21-6	at Montgomery, AL	Nov. 12
1933:	UF, 14-7	at Gainesville	Nov. 25
1934:	UF, 14-7	at Montgomery, AL	Nov. 17
1935:	AU, 27-6	at Miami, FL	Nov. 30
1936:	AU, 13-0	at Montgomery, AL	Nov. 28
1937:	AU, 14-0	at Jacksonville, FL	Nov. 27
1938:	UF, 9-7	at Jacksonville, FL	Nov. 26
1939:	Tie, 7-7	at Auburn	Nov. 30
1940:	AU, 20-7	at Columbus, GA	Nov. 30
1942:	UF, 6-0	at Gainesville	Oct. 10
1945:	AU, 19-0	at Auburn	Nov. 3
1946:	AU, 47-12	at Gainesville	Nov. 30
1947:	AU, 20-14	at Montgomery, AL	Oct. 11
1948:	UF, 16-9	at Tampa, FL	Oct. 9
1949:	Tie, 14-14	at Mobile, AL	Oct. 8
1950:	UF, 27-7	at Gainesville	Oct. 14
1951:	AU, 14-13	at Auburn	Oct. 13
1952:	UF, 31-21	at Gainesville	Nov. 1
1953:	AU, 16-7	at Auburn	Oct. 31
1954:	UF, 19-13	at Gainesville	Oct. 2
1955:	AU, 13-0	at Auburn	Oct. 1
1956:	UF, 20-0	at Gainesville	Nov. 3
1957:	AU, 13-0	at Auburn	Nov. 2
1958:	AU, 6-5	at Gainesville	Nov. 1
1959:	AU, 6-0	at Auburn	Oct. 31
1960:	AU, 10-7	at Gainesville	Oct. 29
1961:	AU, 32-15	at Auburn	Nov. 25
1962:	UF, 22-3	at Gainesville	Nov. 3
1963:	AU, 19-0	at Auburn	Nov. 2
1964:	UF, 14-0	at Gainesville	Oct. 31
1965:	AU, 28-17	at Auburn	Oct. 30
1966:	UF, 30-27	at Gainesville	Oct. 29
1967:	AU, 26-21	at Auburn	Nov. 4
1968:	AU, 24-13	at Gainesville	Nov. 2
1969:	AU, 38-12	at Auburn	Nov. 1
1970:	AU, 63-14	at Gainesville	Oct. 31
1971:	AU, 40-7	at Auburn	Oct. 30
1972:	AU, 26-20	at Gainesville	Nov. 4
1973:	UF, 12-8	at Auburn	Nov. 3
1974:	UF, 25-14	at Gainesville	Nov. 2
1975:	UF, 31-14	at Auburn	Nov. 1
1976:	UF, 24-19	at Gainesville	Oct. 30
1977:	AU, 29-14	at Auburn	Oct. 29
1978:	UF, 31-7	at Gainesville	Nov. 4
1979:	AU, 19-13	at Auburn	Nov. 3
1980:	UF, 21-10	at Gainesville	Nov. 1
1981:	AU, 14-12	at Auburn	Oct. 31
1982:	UF, 19-17	at Gainesville	Oct. 30
1983:	AU, 28-21	at Auburn	Oct. 29
1984:	UF, 24-3	at Gainesville	Nov. 3
1985:	UF, 14-10	at Auburn	Nov. 2
1986:	UF, 18-17	at Gainesville	Nov. 1
1987:	AU, 29-6	at Auburn	Oct. 31
1988:	AU, 16-0	at Gainesville	Nov. 5
1989:	AU, 10-7	at Auburn	Nov. 4
1990:	UF, 48-7	at Gainesville	Nov. 3
1991:	UF, 31-10	at Auburn	Nov. 2
1992:	UF, 24-9	at Gainesville	Oct. 17
1993:	AU, 38-35	at Auburn	Oct. 16
1994:	AU, 36-33	at Gainesville	Oct. 15
1995:	UF, 49-38	at Auburn	Oct. 14
1996:	UF, 51-10	at Gainesville	Oct. 19
1997:	UF, 24-10	at Auburn	Oct. 18
1998:	UF, 24-3	at Gainesville	Oct. 17
1999:	UF, 32-14	at Auburn	Oct. 16
2000:	UF, 38-7	at Gainesville	Oct. 14
2000:	UF, 28-6	at Atlanta, GA [SEC Championship]	Dec. 2
2001:	AU, 23-20	at Auburn	Oct. 13
2002:	UF, 30-23	at Gainesville [OT]	Oct. 19
2006:	AU, 27-17	at Auburn	Oct. 14
2007:	AU, 20-17	at Gainesville	Sept. 29

2011:	AU, 17-6	at Auburn	Oct. 15
2019:	UF, 24-13	at Gainesville	Oct. 5

at Auburn: AU leads, 26-8-1
at Gainesville: UF leads, 24-9
at Neutral Sites: AU leads, 8-7-1
at Atlanta, GA: UF leads, 1-0
at Columbus, GA: AU leads, 1-0
at Jacksonville, FL: AU leads, 3-2
at Miami, FL: AU leads, 1-0
at Mobile, AL: Tied, 0-0-1
at Montgomery, AL: AU leads, 3-2
at Tampa, FL: UF leads, 2-0

FLORIDA STATE (AU leads, 13-5-1)

Year	Score	Site	Date
1954:	AU, 33-0	at Auburn	Oct. 23
1956:	AU, 13-7	at Auburn	Nov. 24
1957:	AU, 29-7	at Tallahassee	Nov. 23
1960:	AU, 57-21	at Auburn	Nov. 19
1962:	Tie, 14-14	at Auburn	Nov. 24
1963:	AU, 21-15	at Auburn	Nov. 23
1972:	AU, 27-14	at Auburn	Oct. 28
1974:	AU, 38-6	at Auburn	Oct. 26
1975:	AU, 17-14	at Tallahassee	Oct. 25
1976:	AU, 31-19	at Auburn	Oct. 23
1977:	FSU, 24-3	at Tallahassee	Oct. 22
1983:	AU, 27-24	at Auburn	Oct. 1
1984:	AU, 42-41	at Tallahassee	Oct. 13
1985:	AU, 59-27	at Auburn	Oct. 12
1987:	FSU, 34-6	at Auburn	Nov. 7
1988:	FSU, 13-7	at New Orleans, LA [Sugar]	Jan. 2, '89
1989:	FSU, 22-14	at Tallahassee	Oct. 21
1990:	AU, 20-17	at Auburn	Oct. 20
2013:	FSU, 34-31	at Pasadena, CA [BCS Championship]	Jan. 6, '14

at Auburn: AU leads, 10-1-1

at Tallahassee: AU leads, 3-2

at Neutral Sites: FSU leads, 2-0

at New Orleans, LA: FSU leads, 1-0

at Pasadena, CA: FSU leads, 1-0

FORT BENNING (AU leads, 5-0)

Year	Score	Site	Date
1920:	AU, 14-2	at Auburn	Oct. 9
1921:	AU, 14-7	at Auburn	Oct. 22
1922:	AU, 30-0	at Auburn	Oct. 28
1923:	AU, 34-0	at Auburn	Oct. 27
1944:	AU, 7-0	at Auburn	Oct. 7

at Auburn: AU leads, 5-0

FRESNO STATE (AU leads, 1-0)

Year	Score	Site	Date
1996:	AU, 62-0	at Auburn	Sept. 7

at Auburn: AU leads, 1-0

FURMAN (AU leads, 4-0)

Year	Score	Site	Date
1946:	AU, 26-6	at Auburn	Oct. 5
1955:	AU, 52-0	at Auburn	Oct. 22
1956:	AU, 41-0	at Auburn	Oct. 6
2009:	AU, 63-31	at Auburn	Nov. 7

at Auburn: AU leads, 4-0

GEORGETOWN (Tied, 0-0-1)

Year	Score	Site	Date
1942:	Tie, 6-6	at Washington, DC	Oct. 17

at Washington: Tied, 0-0-1

GEORGE WASHINGTON (GW leads, 1-0)

Year	Score	Site	Date
1933:	GW, 19-6	at Washington, DC	Oct. 21

at Washington: GW leads, 1-0

All-Time Results vs. Opponents

GEORGIA NAVY P-F (GN leads, 1-0)

Year	Score	Site	Date
1942:	GN, 41-14	at Columbus, GA	Nov. 7

at Columbus, GA: GNP-F leads, 1-0

GEORGIA (UGA leads, 63-56-8)

Year	Score	Site	Date
1892:	AU, 10-0	at Atlanta, GA	Feb. 20
1894:	UGA, 10-8	at Atlanta, GA	Nov. 24
1895:	AU, 16-6	at Atlanta, GA	Nov. 28
1896:	UGA, 12-6	at Atlanta, GA	Nov. 26
1898:	AU, 18-17	at Atlanta, GA	Nov. 24
1899:	Tie, 0-0	at Atlanta, GA	Nov. 18
1900:	AU, 44-0	at Atlanta, GA	Nov. 30
1901:	Tie, 0-0	at Atlanta, GA	Nov. 27
1902:	UGA, 12-5	at Atlanta, GA	Nov. 27
1903:	UGA, 13-22	at Atlanta, GA	Nov. 26
1904:	AU, 17-6	at Macon, GA	Nov. 24
1905:	AU, 20-0	at Macon, GA	Nov. 30
1906:	UGA, 4-0	at Macon, GA	Nov. 29
1907:	UGA, 6-0	at Macon, GA	Nov. 28
1908:	AU, 23-0	at Montgomery, AL	Nov. 27
1909:	AU, 17-5	at Montgomery, AL	Nov. 25
1910:	AU, 26-0	at Savannah, GA	Nov. 24
1911:	Tie, 0-0	at Savannah, GA	Nov. 29
1912:	UGA, 12-6	at Athens	Nov. 28
1913:	AU, 21-7	at Atlanta, GA	Nov. 22
1914:	Tie, 0-0	at Atlanta, GA	Nov. 21
1915:	AU, 12-0	at Athens	Oct. 30
1916:	AU, 3-0	at Columbus, GA	Nov. 4
1919:	AU, 7-0	at Columbus, GA	Nov. 1
1920:	UGA, 7-0	at Columbus, GA	Oct. 30
1921:	UGA, 7-0	at Columbus, GA	Oct. 29
1922:	AU, 7-3	at Columbus, GA	Nov. 4
1923:	UGA, 7-0	at Columbus, GA	Nov. 3
1924:	UGA, 6-0	at Columbus, GA	Nov. 15
1925:	UGA, 34-0	at Columbus, GA	Nov. 7
1926:	UGA, 16-6	at Columbus, GA	Nov. 6
1927:	UGA, 33-3	at Columbus, GA	Oct. 8
1928:	UGA, 13-0	at Columbus, GA	Nov. 3
1929:	UGA, 24-0	at Athens	Nov. 15
1930:	UGA, 39-7	at Columbus, GA	Nov. 25
1931:	UGA, 12-6	at Columbus, GA	Nov. 21
1932:	AU, 14-7	at Columbus, GA	Nov. 19
1933:	AU, 14-6	at Columbus, GA	Nov. 18
1934:	UGA, 18-0	at Columbus, GA	Nov. 24
1935:	AU, 19-7	at Columbus, GA	Nov. 23
1936:	AU, 20-13	at Columbus, GA	Oct. 24
1937:	Tie, 0-0	at Columbus, GA	Nov. 20
1938:	AU, 23-14	at Columbus, GA	Nov. 19
1939:	AU, 7-0	at Columbus, GA	Nov. 25
1940:	UGA, 14-13	at Columbus, GA	Nov. 2
1941:	UGA, 7-0	at Columbus, GA	Nov. 1
1942:	AU, 27-13	at Columbus, GA	Nov. 21
1944:	UGA, 49-13	at Columbus, GA	Nov. 18
1945:	UGA, 35-0	at Columbus, GA	Nov. 17
1946:	UGA, 41-0	at Columbus, GA	Nov. 16
1947:	UGA, 28-6	at Columbus, GA	Nov. 15
1948:	UGA, 42-14	at Columbus, GA	Nov. 13
1949:	Tie, 20-20	at Columbus, GA	Nov. 12
1950:	UGA, 12-10	at Columbus, GA	Nov. 18
1951:	UGA, 46-14	at Columbus, GA	Nov. 17
1952:	UGA, 13-7	at Columbus, GA	Nov. 15
1953:	AU, 39-18	at Columbus, GA	Nov. 14
1954:	AU, 35-0	at Columbus, GA	Nov. 13
1955:	AU, 16-13	at Columbus, GA	Nov. 12
1956:	AU, 20-0	at Columbus, GA	Nov. 17
1957:	AU, 6-0	at Columbus, GA	Nov. 16
1958:	AU, 21-6	at Columbus, GA	Nov. 15
1959:	UGA, 14-13	at Athens	Nov. 14
1960:	AU, 9-6	at Auburn	Nov. 12
1961:	AU, 10-7	at Athens	Nov. 18
1962:	UGA, 30-21	at Auburn	Nov. 17
1963:	AU, 14-0	at Athens	Nov. 16
1964:	AU, 14-7	at Auburn	Nov. 14
1965:	AU, 21-19	at Athens	Nov. 13
1966:	UGA, 21-13	at Auburn	Nov. 12

1967:	UGA, 17-0	at Athens	Nov. 18
1968:	UGA, 17-3	at Auburn	Nov. 16
1969:	AU, 16-3	at Athens	Nov. 15
1970:	UGA, 31-17	at Auburn	Nov. 14
1971:	AU, 35-20	at Athens	Nov. 13
1972:	AU, 27-10	at Auburn	Nov. 18
1973:	UGA, 28-14	at Athens	Nov. 17
1974:	AU, 17-13	at Auburn	Nov. 16
1975:	UGA, 28-13	at Athens	Nov. 15
1976:	UGA, 28-0	at Auburn	Nov. 13
1977:	AU, 33-14	at Athens	Nov. 12
1978:	Tie, 22-22	at Auburn	Nov. 18
1979:	AU, 33-13	at Athens	Nov. 17
1980:	UGA, 31-21	at Auburn	Nov. 15
1981:	UGA, 24-13	at Athens	Nov. 14
1982:	UGA, 19-14	at Auburn	Nov. 13
1983:	AU, 13-7	at Athens	Nov. 12
1984:	AU, 21-12	at Auburn	Nov. 17
1985:	AU, 24-10	at Athens	Nov. 16
1986:	UGA, 20-16	at Auburn	Nov. 15
1987:	AU, 27-11	at Athens	Nov. 14
1988:	AU, 20-10	at Auburn	Nov. 12
1989:	AU, 20-3	at Athens	Nov. 18
1990:	AU, 33-10	at Auburn	Nov. 17
1991:	UGA, 37-27	at Athens	Nov. 16
1992:	UGA, 14-10	at Auburn	Nov. 14
1993:	AU, 42-28	at Athens	Nov. 13
1994:	Tie, 23-23	at Auburn	Nov. 12
1995:	AU, 37-31	at Athens	Nov. 11
1996:	UGA, 56-49	at Auburn [40T]	Nov. 16
1997:	AU, 45-34	at Athens	Nov. 15
1998:	UGA, 28-17	at Auburn	Nov. 14
1999:	AU, 38-21	at Athens	Nov. 13
2000:	AU, 29-26	at Auburn [OT]	Nov. 11
2001:	AU, 24-17	at Athens	Nov. 10
2002:	UGA, 24-21	at Auburn	Nov. 16
2003:	UGA, 26-7	at Athens	Nov. 15
2004:	AU, 24-6	at Auburn	Nov. 13
2005:	AU, 31-30	at Athens	Nov. 12
2006:	UGA, 37-15	at Auburn	Nov. 11
2007:	UGA, 45-20	at Athens	Nov. 10
2008:	UGA, 17-13	at Auburn	Nov. 15
2009:	UGA, 31-24	at Athens	Nov. 14
2010:	AU, 49-31	at Auburn	Nov. 13
2011:	UGA, 45-7	at Athens	Nov. 12
2012:	UGA, 38-0	at Auburn	Nov. 10
2013:	AU, 43-38	at Auburn	Nov. 16
2014:	UGA, 34-7	at Athens	Nov. 15
2015:	UGA, 20-13	at Auburn	Nov. 14
2016:	UGA, 13-7	at Athens	Nov. 12
2017:	AU, 40-17	at Auburn	Nov. 11
2017:	UGA, 28-7	at Atlanta	Dec. 2

at Auburn: UGA leads, 17-13-2
 at Athens: AU leads, 19-16
 at Neutral Sites: UGA leads, 28-26-6
 at Atlanta, GA: Tied, 5-5-3
 at Columbus, GA: UGA leads, 21-16-2
 at Macon, GA: Tied, 2-2
 at Montgomery, AL: AU leads, 2-0
 at Savannah, GA: AU leads, 1-0-1

GEORGIA SOUTHERN (AU leads, 2-0)

Year	Score	Site	Date
1991:	AU, 32-17	at Auburn	Aug. 31
2017:	AU, 41-7	at Auburn	Sept. 2

at Auburn: AU leads, 2-0

GEORGIA STATE (AU leads, 1-0)

Year	Score	Site	Date
2021:	AU, 34-24	at Auburn	Sept. 25

at Auburn: AU leads, 1-0

GEORGIA TECH (AU leads, 47-41-4)

Year	Score	Site	Date
1892:	AU, 26-0	at Atlanta	Nov. 25
1893:	Tie, 0-0	at Atlanta	Dec. 7
1894:	AU, 94-0	at Atlanta	Nov. 17
1896:	AU, 45-0	at Atlanta	Nov. 7
1898:	AU, 29-6	at Auburn	Nov. 5
1899:	AU, 63-0	at Auburn	Oct. 14
1902:	AU, 18-6	at Atlanta	Oct. 11
1903:	AU, 10-5	at Atlanta	Nov. 14
1904:	AU, 12-0	at Auburn	Oct. 29
1906:	GT, 11-0	at Atlanta	Nov. 3
1907:	AU, 12-6	at Atlanta	Oct. 26
1908:	AU, 44-0	at Atlanta	Nov. 7
1909:	AU, 17-5	at Atlanta	Nov. 6
1910:	AU, 16-0	at Atlanta	Nov. 5
1911:	AU, 11-6	at Atlanta	Nov. 4
1912:	AU, 27-7	at Atlanta	Nov. 2
1913:	AU, 20-0	at Atlanta	Nov. 8
1914:	AU, 14-0	at Atlanta	Nov. 7
1915:	GT, 7-0	at Atlanta	Nov. 25
1916:	GT, 33-7	at Atlanta	Nov. 30
1917:	GT, 68-7	at Atlanta	Nov. 29
1918:	GT, 41-0	at Atlanta	Nov. 28
1919:	AU, 14-7	at Atlanta	Nov. 27
1920:	GT, 34-0	at Atlanta	Nov. 25
1921:	GT, 14-0	at Atlanta	Nov. 24
1922:	GT, 14-6	at Atlanta	Nov. 30
1923:	Tie, 0-0	at Atlanta	Nov. 29
1924:	GT, 7-0	at Atlanta	Nov. 27
1925:	Tie, 7-7	at Atlanta	Nov. 26
1926:	GT, 20-7	at Atlanta	Nov. 26
1927:	GT, 18-0	at Atlanta	Nov. 24
1928:	GT, 51-0	at Atlanta	Nov. 29
1929:	GT, 19-6	at Atlanta	Nov. 28
1930:	GT, 14-12	at Atlanta	Oct. 18
1931:	AU, 13-0	at Atlanta	Oct. 17
1932:	AU, 6-0	at Atlanta	Oct. 15
1933:	GT, 16-6	at Atlanta	Oct. 14
1934:	AU, 18-6	at Atlanta	Nov. 10
1935:	AU, 33-7	at Atlanta	Nov. 9
1936:	AU, 13-12	at Atlanta	Nov. 7
1937:	AU, 21-0	at Atlanta	Oct. 23
1938:	GT, 7-6	at Atlanta	Oct. 22
1939:	GT, 7-6	at Atlanta	Oct. 28
1940:	AU, 16-7	at Atlanta	Oct. 26
1941:	GT, 28-14	at Atlanta	Oct. 25
1942:	GT, 15-0	at Atlanta	Sept. 26
1944:	GT, 27-0	at Atlanta	Oct. 14
1945:	GT, 20-7	at Atlanta	Oct. 27
1946:	GT, 27-6	at Atlanta	Oct. 26
1947:	GT, 27-7	at Atlanta	Oct. 18
1948:	GT, 27-0	at Atlanta	Oct. 16
1949:	GT, 35-21	at Atlanta	Oct. 15
1950:	GT, 20-0	at Atlanta	Oct. 21
1951:	GT, 27-7	at Atlanta	Oct. 20
1952:	GT, 33-0	at Atlanta	Oct. 18
1953:	GT, 36-6	at Atlanta	Oct. 17
1954:	GT, 14-7	at Atlanta	Oct. 16
1955:	AU, 14-12	at Atlanta	Oct. 15
1956:	GT, 28-7	at Atlanta	Oct. 20
1957:	AU, 3-0	at Atlanta	Oct. 19
1958:	Tie, 7-7	at Atlanta	Oct. 18
1959:	AU, 7-6	at Atlanta	Oct. 17
1960:	AU, 9-7	at Birmingham, AL	Oct. 15
1961:	GT, 7-6	at Atlanta	Oct. 21
1962:	AU, 17-14	at Birmingham, AL	Oct. 20
1963:	AU, 29-21	at Atlanta	Oct. 19
1964:	GT, 7-3	at Birmingham, AL	Oct. 17
1965:	GT, 23-14	at Atlanta	Oct. 16
1966:	GT, 17-3	at Birmingham, AL	Oct. 15
1967:	AU, 28-10	at Atlanta	Oct. 21
1968:	GT, 21-20	at Birmingham, AL	Oct. 19
1969:	AU, 17-14	at Atlanta	Oct. 18
1970:	AU, 31-7	at Auburn	Oct. 17
1971:	AU, 31-14	at Atlanta	Oct. 16
1972:	AU, 24-14	at Auburn	Oct. 21

1973:	AU, 24-10	at Atlanta	Oct. 20
1974:	AU, 31-22	at Auburn	Oct. 19
1975:	AU, 31-27	at Atlanta	Oct. 18
1976:	GT, 28-10	at Auburn	Oct. 16
1977:	GT, 38-21	at Atlanta	Oct. 15
1978:	GT, 24-10	at Auburn	Oct. 21
1979:	AU, 38-14	at Atlanta	Oct. 20
1980:	AU, 31-7	at Auburn	Oct. 18
1981:	AU, 31-7	at Atlanta	Oct. 17
1982:	AU, 24-0	at Auburn	Oct. 16
1983:	AU, 31-13	at Atlanta	Oct. 15
1984:	AU, 48-34	at Auburn	Oct. 20
1985:	AU, 17-14	at Atlanta	Oct. 19
1986:	AU, 31-10	at Auburn	Oct. 18
1987:	AU, 20-10	at Atlanta	Oct. 17
2003:	GT, 17-3	at Atlanta	Sept. 6
2005:	GT, 14-23	at Auburn	Sept. 3

at Auburn: AU leads, 10-3
 at Atlanta: Tied, 35-35-4
 at Neutral Sites: GT leads, 3-2
 at Birmingham, AL: GT leads, 3-2

GORDON (AU leads, 4-0)

Year	Score	Site	Date
1906:	AU, 15-0	at Auburn	Oct. 13
1907:	AU, 34-0	at Auburn	Oct. 12
1908:	AU, 42-0	at Auburn	Oct. 10
1909:	AU, 46-0	at Auburn	Oct. 9

at Auburn: AU leads, 4-0

HARDIN-SIMMONS (AU leads, 1-0)

Year	Score	Site	Date
1959:	AU, 35-12	at Auburn	Oct. 3

at Auburn: AU leads, 1-0

HOUSTON (AU leads, 5-2)

Year	Score	Site	Date
1956:	AU, 12-0	at Auburn	Oct. 27
1957:	AU, 48-7	at Houston	Oct. 26
1963:	AU, 21-14	at Houston	Sept. 21
1964:	AU, 30-0	at Auburn	Sept. 19
1969:	UH, 36-7	at Houston	Dec. 31

[Astro-Bluebonnet]

1973:	AU, 7-0	at Auburn	Oct. 27
2021:	UH, 17-13	at Birmingham	Dec. 28

[Birmingham]

at Auburn: AU leads, 3-0
 at Houston: AU leads, 2-1
 at Neutral Sites: UH leads, 1-0

IDAHO (AU leads, 2-0)

Year	Score	Site	Date
1999:	AU, 30-23	at Auburn	Sept. 11
2015:	AU, 56-34	at Auburn	Nov. 21

at Auburn: AU leads, 2-0

INDIANA (AU leads, 1-0)

Year	Score	Site	Date
1990:	AU, 27-23	at Atlanta, GA	Dec. 29

[Peach]

at Neutral Sites:

All-Time Results vs. Opponents

1979: AU, 26-18 at Auburn Sept. 15
 2007: AU, 23-13 at Auburn Sept. 1
 2014: AU, 20-14 at Manhattan Sept. 18
 at Auburn: AU leads, 2-0
 at Manhattan: AU leads, 2-0

KENT STATE (AU leads, 1-0)

Year	Score	Site	Date
2019:	AU, 55-16	at Auburn	Sept. 14

at Auburn: AU leads, 1-0

KENTUCKY (AU leads, 27-6-1)

Year	Score	Site	Date
1934:	UK, 9-0	at Lexington	Oct. 27
1935:	AU, 23-0	at Montgomery, AL	Oct. 19
1954:	UK, 21-14	at Lexington	Oct. 9
1955:	Tie, 14-14	at Birmingham, AL	Oct. 8
1956:	AU, 13-0	at Lexington	Oct. 13
1957:	AU, 6-0	at Auburn	Oct. 12
1958:	AU, 8-0	at Lexington	Oct. 11
1959:	AU, 33-0	at Auburn	Oct. 10
1960:	AU, 10-7	at Lexington	Oct. 1
1961:	UK, 14-12	at Auburn	Oct. 7
1962:	AU, 16-6	at Lexington	Oct. 6
1963:	AU, 14-13	at Auburn	Oct. 5
1964:	UK, 20-0	at Lexington	Oct. 3
1965:	AU, 23-18	at Auburn	Oct. 2
1966:	UK, 17-7	at Lexington	Oct. 1
1967:	AU, 48-7	at Auburn	Oct. 7
1968:	AU, 26-7	at Lexington	Oct. 5
1969:	AU, 44-3	at Auburn	Oct. 4
1970:	AU, 33-15	at Lexington	Oct. 3
1971:	AU, 38-6	at Auburn	Oct. 2
1974:	AU, 31-13	at Auburn	Oct. 12
1975:	AU, 15-9	at Lexington	Oct. 11
1982:	AU, 18-3	at Auburn	Oct. 9
1983:	AU, 49-21	at Lexington	Oct. 8
1988:	AU, 20-10	at Auburn	Sept. 10
1989:	AU, 24-12	at Lexington	Oct. 7
1994:	AU, 41-14	at Auburn	Sept. 29
1995:	AU, 42-21	at Lexington	Sept. 30
2004:	AU, 42-10	at Auburn	Oct. 23
2005:	AU, 49-27	at Lexington	Nov. 5
2009:	UK, 21-14	at Auburn	Oct. 17
2010:	AU, 37-34	at Lexington	Oct. 9
2015:	AU, 30-27	at Lexington	Oct. 15
2020:	AU, 29-13	at Auburn	Sept. 26

at Auburn: AU leads, 13-2
 at Lexington: AU leads, 13-4
 at Neutral Sites: Tied, 1-0-1
 at Birmingham, AL: Tied, 0-0-1
 at Montgomery, AL: AU leads, 1-0

LIBERTY (AU leads, 1-0)

Year	Score	Site	Date
2018:	AU, 53-0	at Auburn	Nov. 17

at Auburn: AU leads, 1-0

LOUISIANA COLLEGE (AU leads, 1-0)

Year	Score	Site	Date
1951:	AU, 49-0	at Auburn	Nov. 3

at Auburn: AU leads, 1-0

LOUISIANA-LAFAYETTE (AU leads, 4-0)

Year	Score	Site	Date
1945:	AU, 52-0	at Auburn	Nov. 10
1985:	AU, 49-7	at Auburn	Sept. 7
1991:	AU, 50-7	at Auburn	Nov. 9
1992:	AU, 25-24	at Auburn	Oct. 24

at Auburn: AU leads, 4-0

LA-MONROE/ULM (AU leads, 11-0)

Year	Score	Site	Date
1994:	AU, 44-12	at Auburn	Sept. 10
1995:	AU, 38-14	at Auburn	Nov. 4
1996:	AU, 28-24	at Auburn	Nov. 9
2002:	AU, 52-14	at Auburn	Nov. 9

2003:	AU, 73-7	at Auburn	Nov. 1
2004:	AU, 31-0	at Auburn	Sept. 4
2008:	AU, 34-0	at Auburn	Aug. 30
2010:	AU, 52-3	at Auburn	Oct. 2
2012:	AU, 31-28	at Auburn [OT]	Sept. 15
2016:	AU, 58-7	at Auburn	Oct. 1
2017:	AU, 42-14	at Auburn	Nov. 18

at Auburn: AU leads, 11-0

LSU (LSU leads, 32-24-1)

Year	Score	Site	Date
1901:	AU, 28-0	at Baton Rouge	Nov. 20
1902:	LSU, 5-0	at Baton Rouge	Oct. 27
1903:	AU, 12-0	at Auburn	Nov. 11
1908:	LSU, 10-2	at Auburn	Oct. 31
1912:	AU, 7-0	at Mobile, AL	Nov. 9
1913:	AU, 7-0	at Mobile, AL	Nov. 1
1924:	AU, 3-0	at Birmingham, AL	Oct. 25
1926:	LSU, 10-0	at Montgomery, AL	Oct. 16
1927:	LSU, 9-0	at Montgomery, AL	Oct. 15
1934:	LSU, 20-6	at Baton Rouge	Oct. 13
1935:	LSU, 6-0	at Baton Rouge	Nov. 2
1936:	LSU, 19-6	at Birmingham, AL	Nov. 14
1937:	LSU, 9-7	at Baton Rouge	Nov. 13
1938:	AU, 28-6	at Birmingham, AL	Nov. 12
1939:	AU, 21-7	at Baton Rouge	Nov. 18
1940:	LSU, 21-13	at Birmingham, AL	Nov. 16
1941:	Tie, 7-7	at Baton Rouge	Nov. 15
1942:	AU, 25-7	at Birmingham, AL	Nov. 14
1969:	LSU, 21-20	at Baton Rouge	Oct. 25
1970:	LSU, 17-9	at Auburn	Oct. 24
1972:	LSU, 35-7	at Baton Rouge	Oct. 14
1973:	LSU, 20-6	at Auburn	Oct. 13
1980:	LSU, 21-17	at Baton Rouge	Oct. 11
1981:	AU, 19-7	at Auburn	Oct. 10
1988:	LSU, 7-6	at Baton Rouge	Oct. 8
1989:	AU, 10-6	at Auburn	Oct. 14
1992:	AU, 30-28	at Auburn	Sept. 19
1993:	AU, 34-10	at Baton Rouge	Sept. 18
1994:	AU, 30-26	at Auburn	Sept. 17
1995:	LSU, 12-6	at Baton Rouge	Sept. 16
1996:	LSU, 19-15	at Auburn	Sept. 21
1997:	AU, 31-28	at Baton Rouge	Sept. 20
1998:	LSU, 31-19	at Auburn	Sept. 19
1999:	AU, 41-7	at Baton Rouge	Sept. 18
2000:	AU, 34-17	at Auburn	Sept. 16
2001:	LSU, 27-14	at Baton Rouge	Dec. 1
2002:	AU, 31-7	at Auburn	Oct. 26
2003:	LSU, 31-7	at Baton Rouge	Oct. 25
2004:	AU, 10-9	at Auburn	Sept. 18
2005:	LSU, 20-17	at Baton Rouge [OT]	Oct. 22
2006:	AU, 7-3	at Auburn	Sept. 16
2007:	LSU, 30-24	at Baton Rouge	Oct. 20
2008:	LSU, 26-21	at Auburn	Sept. 20
2009:	LSU, 31-10	at Baton Rouge	Oct. 24
2010:	AU, 24-17	at Auburn	Oct. 23
2011:	LSU, 45-10	at Baton Rouge	Oct. 22
2012:	LSU, 12-10	at Auburn	Sept. 22
2013:	LSU, 35-21	at Baton Rouge	Sept. 21
2014:	AU, 41-7	at Auburn	Oct. 4
2015:	LSU, 45-21	at Baton Rouge	Sept. 19
2016:	AU, 18-13	at Auburn	Sept. 24
2017:	LSU, 27-23	at Baton Rouge	Oct. 14
2018:	LSU, 22-21	at Auburn	Sept. 15
2019:	LSU, 23-20	at Baton Rouge	Oct. 26
2020:	AU, 48-11	at Auburn	Oct. 31
2021:	AU, 24-19	at Baton Rouge	Oct. 2
2022:	LSU, 21-17	at Auburn	Oct. 1

at Auburn: AU leads, 13-9
 at Baton Rouge: LSU leads, 19-6-1
 at Neutral Sites: AU leads, 5-4
 at Birmingham, AL: AU leads, 3-2
 at Mobile, AL: AU leads, 2-0
 at Montgomery, AL: LSU leads, 2-0

LOUISIANA TECH (AU leads, 12-0-1)

Year	Score	Site	Date
1941:	AU, 34-0	at Auburn	Oct. 11
1945:	AU, 29-0	at Auburn	Nov. 24
1947:	AU, 14-0	at Auburn	Oct. 4
1948:	Tie, 13-13	at Auburn	Oct. 2
1989:	AU, 38-23	at Auburn	Nov. 11
1990:	AU, 16-14	at Auburn	Oct. 6
1997:	AU, 49-13	at Auburn	Oct. 11
1998:	AU, 32-17	at Auburn	Oct. 24
2000:	AU, 38-28	at Auburn	Oct. 21
2001:	AU, 48-41	at Auburn [OT]	Oct. 20
2004:	AU, 52-7	at Auburn	Oct. 9
2009:	AU, 37-13	at Auburn	Sept. 5
2014:	AU, 45-17	at Auburn	Sept. 27

at Auburn: AU leads, 12-0-1

LOUISVILLE (AU leads, 2-0)

Year	Score	Site	Date
1974:	AU, 16-3	at Birmingham, AL	Sept. 14
2015:	AU, 31-24	at Atlanta	Sept. 5

at Neutral Sites: AU leads, 2-0
 at Birmingham, AL: AU leads, 1-0
 at Atlanta, GA: AU leads, 1-0

LOYOLA (AU leads, 1-0)

Year	Score	Site	Date
1936:	AU, 44-0	at Auburn	Nov. 21

at Auburn: AU leads, 1-0

MANHATTAN (MC leads, 1-0)

Year	Score	Site	Date
1939:	MC, 7-0	at New York	Oct. 21

at New York: MC leads, 1-0

MARION (AU leads, 6-0)

Year	Score	Site	Date
1914:	AU, 39-0	at Auburn	Sept. 26
1915:	AU, 78-0	at Selma, AL	Oct. 1
1918:	AU, 20-7	at Marion	Nov. 3
1919:	AU, 37-0	at Auburn	Sept. 27
1920:	AU, 27-0	at Auburn	Sept. 23
1922:	AU, 61-0	at Auburn	Sept. 23

at Auburn: AU leads, 4-0
 at Marion: AU leads, 1-0
 at Neutral Sites: AU leads, 1-0
 at Selma, AL: AU leads, 1-0

MARYLAND (AU leads, 2-1)

Year	Score	Site	Date
1952:	UM, 13-7	at Birmingham, AL	Sept. 27
1958:	AU, 20-7	at Auburn	Oct. 25
1983:	AU, 35-23	at Auburn	Nov. 5

at Auburn: AU leads, 2-0
 at Neutral Sites: UM leads, 1-0
 at Birmingham, AL: UM leads, 1-0

MARYVILLE (AU leads, 1-0-1)

Year	Score	Site	Date
1906:	Tie, 0-0	at Auburn	Oct. 8
1907:	AU, 29-0	at Auburn	Oct. 7

at Auburn: AU leads, 1-0-1

MARQUETTE (MU leads, 1-0)

Year	Score	Site	Date
1926:	MU, 19-3	at Birmingham, AL	Nov. 13

at Neutral Sites: MU leads, 1-0

MAXWELL FIELD (MF leads, 1-0)

Year	Score	Site	Date
1945:	MF, 7-0	at Montgomery	Sept. 28

at Montgomery: MF leads, 1-0

MEMPHIS (UM leads, 2-1)

Year	Score	Site	Date
1975:	UM, 31-20	at Auburn	Sept. 13
1976:	UM, 28-27	at Memphis	Oct. 9

2015:	AU, 31-10	at Birmingham [Birmingham]	Dec. 30
-------	-----------	----------------------------	---------

at Auburn: UM leads, 1-0
 at Memphis: UM leads, 1-0
 at Neutral Sites: AU leads, 1-0
 at Birmingham, AL: AU leads, 1-0

MERCER (AU leads, 13-0)

Year	Score	Site	Date
1896:	AU, 46-0	at Macon	Oct. 6
1897:	AU, 26-0	at Macon	Oct. 23
1907:	AU, 63-0	at Auburn	Nov. 9
1908:	AU, 23-0	at Macon	Oct. 17
1909:	AU, 23-5	at Macon	Oct. 16
1911:	AU, 29-0	at Auburn	Oct. 7
1912:	AU, 56-0	at Columbus, GA	Oct. 5
1913:	AU, 53-0	at Auburn	Oct. 4
1915:	AU, 45-0	at Auburn	Nov. 6
1916:	AU, 92-0	at Auburn	Oct. 14
1922:	AU, 50-7	at Auburn	Oct. 21
2017:	AU, 24-10	at Auburn	Sept. 16
2022:	AU, 42-16	at Auburn	Sept. 3

at Auburn: AU leads, 8-0
 at Macon: AU leads, 4-0
 at Neutral Sites: AU leads, 1-0
 at Columbus, GA: AU leads, 1-0

MIAMI [Fla.] (AU leads, 7-4)

Year	Score	Site	Date
1944:	AU, 38-19	at Miami	Nov. 24
1945:	UM, 33-7	at Miami	Nov. 30
1953:	AU, 29-20	at Miami	Nov. 6
1954:	AU, 14-13	at Birmingham, AL	Nov. 6
1959:	AU, 21-6	at Miami	Oct. 23
1960:	AU, 20-7	at Auburn	Oct. 22
1967:	UM, 7-0	at Miami	Oct. 27
1968:	AU, 31-6	at Auburn	Oct. 26
1974:	AU, 3-0	at Miami	Oct. 4
1978:	UM, 17-15	at Auburn	Oct. 7
1984:	UM, 20-18	at E. Rutherford, NJ	Aug. 27

[Kickoff Classic]
 at Auburn: AU leads, 2-1
 at Miami: AU leads, 4-2
 at Neutral Sites: Tied, 1-1
 at Birmingham, AL: AU leads, 1-0
 at East Rutherford, NJ: UM leads, 1-0

MICHIGAN (Tied, 1-1)

Year	Score	Site	Date
1983:	AU, 9-7	at New Orleans, LA [Sugar]	Jan. 2 '84
2000:	UM, 31-28	at Orlando, FL [Citrus]	Jan. 1 '01

at Neutral Sites: Tied, 1-1
 at New Orleans, LA: AU leads, 1-0
 at Orlando, FL: UM leads, 1-0

MICHIGAN STATE (AU leads, 1-0)

Year	Score	Site	Date
1937:	AU, 6-0	at Miami, FL [Orange]	Jan. 1, '38

at Neutral Sites: AU leads, 1-0
 at Miami, FL: AU leads, 1-0

MINNESOTA (UM leads, 1-0)

Year	Score	Site	Date
2019:	UM, 31-24	at Tampa, FL [Outback]	Jan. 1, '20

at Tampa, FL: UM leads, 1-0

OLE MISS (AU leads, 35-12)

Year	Score	Site	Date
1928:	UM, 19-0	at Birmingham, AL	Oct. 20
1932:	AU, 14-7	at Montgomery, AL	Oct. 29
1949:	UM, 40-7	at Montgomery, AL	Sept. 23
1951:	UM, 39-14	at Mobile, AL	Nov. 10
1952:	UM, 20-7	at Memphis, TN	Oct. 4

All-Time Results vs. Opponents

1953:	AU, 13-0	at Auburn	Oct. 3
1965:	UM, 13-7	at Memphis, TN [Liberty]	Dec. 18
1970:	AU, 35-28	at Jacksonville, FL [Gator]	Jan. 2, '71
1972:	AU, 19-13	at Jackson, MS	Oct. 7
1973:	AU, 14-7	at Auburn	Oct. 6
1976:	AU, 10-0	at Jackson, MS	Oct. 2
1977:	AU, 21-15	at Auburn	Oct. 1
1984:	AU, 17-13	at Oxford	Oct. 6
1985:	AU, 41-0	at Auburn	Oct. 5
1990:	AU, 24-10	at Jackson, MS	Sept. 15
1991:	AU, 23-13	at Auburn	Sept. 14
1992:	UM, 45-21	at Oxford	Sept. 5
1993:	AU, 16-12	at Auburn	Sept. 2
1994:	AU, 22-17	at Oxford	Sept. 3
1995:	AU, 46-13	at Auburn	Sept. 2
1996:	AU, 45-28	at Oxford	Sept. 14
1997:	AU, 19-9	at Auburn	Sept. 13
1998:	AU, 17-0	at Oxford	Sept. 12
1999:	UM, 24-17 (OT)	at Auburn	Sept. 25
2000:	AU, 35-27	at Oxford	Sept. 9
2001:	AU, 27-21	at Auburn	Sept. 8
2002:	AU, 31-24	at Oxford	Nov. 2
2003:	UM, 20-24	at Auburn	Nov. 8
2004:	AU, 35-14	at Oxford	Oct. 30
2005:	AU, 27-3	at Auburn	Oct. 29
2006:	AU, 23-17	at Oxford	Oct. 28
2007:	AU, 17-3	at Auburn	Oct. 27
2008:	UM, 17-7	at Oxford	Nov. 1
2009:	AU, 33-20	at Auburn	Oct. 31
2010:	AU, 51-31	at Oxford	Oct. 30
2011:	AU, 41-23	at Auburn	Oct. 29
2012:	UM, 41-20	at Oxford	Oct. 13
2013:	AU, 30-22	at Auburn	Oct. 5
2014:	AU, 35-31	at Oxford	Nov. 1
2015:	UM, 27-19	at Auburn	Oct. 31
2016:	AU, 40-29	at Oxford	Oct. 29
2017:	AU, 44-23	at Auburn	Oct. 7
2018:	AU, 31-16	at Oxford	Oct. 20
2019:	AU, 20-14	at Auburn	Nov. 2
2020:	AU, 35-28	at Oxford	Oct. 24
2021:	AU, 31-20	at Auburn	Oct. 30
2022:	UM, 48-34	at Oxford	Oct. 15
at Auburn: AU leads, 17-3			
at Oxford: AU leads, 13-4			
at Neutral Sites: Tied, 5-5			
at Birmingham, AL: UM leads, 1-0			
at Jackson, MS: AU leads 3-0			
at Jacksonville, FL: AU leads, 1-0			
at Memphis, TN: UM leads, 2-0			
at Mobile, AL: UM leads, 1-0			
at Montgomery, AL: Tied, 1-1			

MISSISSIPPI STATE (AU leads, 65-29-2)

Year	Score	Site	Date
1905:	AU, 18-0	at Columbus, MS	Oct. 27
1910:	AU, 6-0	at Auburn	Oct. 8
1911:	AU, 11-5	at Birmingham, AL	Oct. 28
1912:	AU, 7-0	at Birmingham, AL	Oct. 26
1913:	AU, 34-0	at Birmingham, AL	Oct. 18
1914:	AU, 19-0	at Birmingham, AL	Oct. 24
1915:	AU, 26-0	at Birmingham, AL	Oct. 23
1916:	AU, 7-3	at Birmingham, AL	Oct. 28
1917:	AU, 13-6	at Birmingham, AL	Oct. 27
1919:	AU, 7-0	at Birmingham, AL	Nov. 15
1927:	MSU, 7-0	at Birmingham, AL	Nov. 12
1928:	MSU, 13-0	at Birmingham, AL	Nov. 17
1930:	MSU, 7-6	at Birmingham, AL	Nov. 15
1937:	AU, 33-7	at Birmingham, AL	Oct. 16
1938:	AU, 20-6	at Montgomery, AL	Oct. 14
1939:	AU, 7-0	at Birmingham, AL	Oct. 14
1940:	Tie, 7-7	at Birmingham, AL	Oct. 12
1941:	MSU, 14-7	at Birmingham, AL	Nov. 8
1942:	MSU, 6-0	at Birmingham, AL	Oct. 31
1944:	MSU, 26-21	at Birmingham, AL	Nov. 11
1945:	MSU, 20-0	at Birmingham, AL	Oct. 6

1946:	MSU, 33-0	at Birmingham, AL	Nov. 9
1947:	MSU, 14-0	at Birmingham, AL	Nov. 8
1948:	MSU, 20-0	at Birmingham, AL	Nov. 6
1949:	AU, 25-6	at Auburn	Nov. 5
1950:	MSU, 27-0	at Starkville	Nov. 4
1952:	MSU, 49-34	at Auburn	Nov. 8
1953:	Tie, 21-21	at Starkville	Oct. 10
1955:	AU, 27-26	at Auburn	Nov. 5
1956:	AU, 27-20	at Auburn	Nov. 10
1957:	AU, 15-7	at Birmingham, AL	Nov. 9
1958:	AU, 33-14	at Auburn	Nov. 8
1959:	AU, 31-0	at Birmingham, AL	Nov. 7
1960:	AU, 27-12	at Auburn	Nov. 5
1961:	MSU, 11-10	at Birmingham, AL	Nov. 11
1962:	AU, 9-3	at Auburn	Nov. 10
1963:	MSU, 13-10	at Jackson, MS	Nov. 9
1964:	AU, 12-3	at Auburn	Nov. 7
1965:	AU, 25-18	at Birmingham, AL	Nov. 6
1966:	AU, 13-0	at Jackson, MS	Nov. 5
1967:	AU, 36-0	at Auburn	Nov. 11
1968:	AU, 26-0	at Jackson, MS	Sept. 28
1969:	AU, 52-13	at Auburn	Nov. 8
1970:	AU, 56-0	at Birmingham, AL	Nov. 7
1971:	AU, 30-21	at Auburn	Nov. 6
1972:	AU, 14-3	at Jackson, MS	Sept. 9
1973:	AU, 31-17	at Auburn	Nov. 10
1974:	AU, 24-20	at Jackson, MS	Nov. 9
1975:	*Tie, 21-21	at Auburn	Nov. 8
1976:	*MSU, 28-19	at Jackson, MS	Nov. 6
1977:	*MSU, 27-13	at Auburn	Nov. 5
1978:	AU, 6-0	at Starkville	Nov. 11
1979:	AU, 14-3	at Auburn	Nov. 10
1980:	MSU, 24-21	at Jackson, MS	Oct. 25
1981:	MSU, 21-17	at Auburn	Oct. 24
1982:	AU, 35-17	at Starkville	Oct. 23
1983:	AU, 28-13	at Auburn	Oct. 22
1984:	AU, 24-21	at Starkville	Oct. 27
1985:	AU, 21-9	at Auburn	Oct. 26
1986:	AU, 35-6	at Starkville	Oct. 25
1987:	AU, 38-7	at Auburn	Oct. 24
1988:	AU, 33-0	at Auburn	Oct. 22
1989:	AU, 14-0	at Auburn	Oct. 28
1990:	AU, 17-16	at Starkville	Oct. 27
1991:	MSU, 24-17	at Auburn	Oct. 26
1992:	MSU, 14-7	at Starkville	Oct. 10
1993:	AU, 31-17	at Auburn	Oct. 9
1994:	AU, 42-18	at Starkville	Oct. 8
1995:	AU, 48-20	at Auburn	Oct. 7
1996:	AU, 49-15	at Starkville	Oct. 12
1997:	MSU, 20-0	at Auburn	Nov. 1
1998:	MSU, 38-21	at Starkville	Oct. 10
1999:	MSU, 18-16	at Auburn	Oct. 9
2000:	MSU, 17-10	at Starkville	Oct. 7
2001:	AU, 16-14	at Auburn	Oct. 6
2002:	AU, 42-14	at Starkville	Sept. 19
2003:	AU, 45-13	at Auburn	Oct. 18
2004:	AU, 43-14	at Starkville	Sept. 11
2005:	AU, 28-0	at Auburn	Sept. 10
2006:	AU, 34-0	at Starkville	Sept. 9
2007:	MSU, 19-14	at Auburn	Sept. 8
2008:	AU, 3-2	at Starkville	Sept. 13
2009:	AU, 49-24	at Auburn	Sept. 12
2010:	AU, 17-14	at Starkville	Sept. 9
2011:	AU, 41-34	at Auburn	Sept. 10
2012:	MSU, 28-10	at Starkville	Sept. 8
2013:	AU, 24-20	at Auburn	Sept. 14
2014:	MSU, 38-23	at Starkville	Oct. 11
2015:	MSU, 17-9	at Auburn	Sept. 26
2016:	AU, 38-14	at Starkville	Oct. 8
2017:	AU, 49-10	at Auburn	Sept. 30
2018:	MSU, 23-9	at Starkville	Oct. 6
2019:	AU, 56-23	at Auburn	Sept. 28
2020:	AU, 24-10	at Starkville	Dec. 12
2021:	MSU, 43-34	at Auburn	Nov. 13
2022:	MSU, 39-33 (OT)	at Starkville	Nov. 5
at Auburn: AU leads, 30-8			
at Starkville: AU leads, 14-8-1			

at Neutral Sites: AU leads, 21-13-1
 at Birmingham, AL: AU leads, 14-11-1
 at Columbus, MS: AU leads, 1-0
 at Jackson, MS: AU leads, 5-2
 at Montgomery, AL: AU leads, 1-0
 *MSU forfeit

MISSOURI (AU leads, 3-1)

Year	Score	Site	Date
1973:	MU, 34-17	at El Paso, TX [Sun]	Dec. 19
2013:	AU, 59-42	at Atlanta, GA [SEC Championship]	Dec. 7
2017:	AU, 51-14	at Columbia	Sept. 23
2022:	AU, 17-14 (OT)	at Auburn	Sept. 24

at Columbia: AU leads, 1-0
 at Auburn: AU leads, 1-0
 at Neutral Sites: tied, 1-1
 at El Paso, TX: MU leads, 1-0
 at Atlanta, GA: AU leads, 1-0

MONTGOMERY (AU leads, 2-0)

Year	Score	Site	Date
1899:	AU, 41-0	at Auburn	Oct. 21
1903:	AU, 26-0	at Auburn	Oct. 3

at Auburn: AU leads, 2-0

NASHVILLE (AU leads, 3-1)

Year	Score	Site	Date
1897:	AU, 14-4	at Nashville	Oct. 29
1900:	AU, 28-0	at Auburn	Oct. 22
1901:	Nash, 23-5	at Birmingham, AL	Oct. 19
1904:	AU, 10-0	at Birmingham, AL	Oct. 22

at Auburn: AU leads, 1-0
 at Nashville: AU leads, 1-0
 at Neutral Sites: Tied, 1-1
 at Birmingham, AL: Tied, 1-1

NEBRASKA (NU leads, 3-1)

Year	Score	Site	Date
1963:	NU, 13-7	at Miami, FL [Orange]	Jan. 1, '64
1981:	NU, 17-3	at Lincoln	Oct. 3
1982:	NU, 41-7	at Auburn	Oct. 2
2006:	AU, 17-14	at Dallas, TX [AT&T Cotton]	Jan. 1, '07

at Auburn: NU leads, 1-0
 at Lincoln: NU leads, 1-0
 at Neutral Sites: Tied, 1-1
 at Miami, FL: NU leads, 1-0
 at Dallas, TX: AU leads, 1-0

NEW MEXICO STATE (AU leads, 3-0)

Year	Score	Site	Date
1993:	AU, 55-14	at Auburn	Nov. 6
2007:	AU, 55-20	at Auburn	Sept. 22
2012:	AU, 42-7	at Auburn	Nov. 3

at Auburn: AU leads, 3-0

NORTH ALABAMA A.C. (AU leads, 1-0)

Year	Score	Site	Date
1914:	AU, 60-0	at Auburn	Oct. 17

at Auburn: AU leads, 1-0

NORTH CAROLINA (UNC leads, 4-2)

Year	Score	Site	Date
1892:	UNC, 64-0	at Atlanta, GA	Nov. 23
1898:	UNC, 24-0	at Auburn	Nov. 14
1901:	UNC, 10-0	at Auburn	Oct. 26
1987:	AU, 20-10	at Chapel Hill	Oct. 3
1988:	AU, 47-21	at Auburn	Oct. 1
2001:	UNC, 16-10	at Atlanta, (Peach)	Dec. 31

at Auburn: UNC leads, 2-1
 at Chapel Hill: AU leads, 1-0
 at Neutral Sites: UNC leads, 2-0
 at Atlanta, GA: UNC leads, 2-0

NORTH CAROLINA STATE (Tied, 1-1)

Year	Score	Site	Date
1977:	NCSU, 17-15	at Auburn	Oct. 8
1979:	AU, 44-31	at Auburn	Oct. 6

at Auburn: Tied, 1-1

NORTH TEXAS (AU leads, 1-0)

Year	Score	Site	Date
1981:	AU, 20-0	at Auburn	Nov. 7

at Auburn: AU leads, 1-0

NORTHERN ILLINOIS (AU leads, 1-0)

Year	Score	Site	Date
2000:	AU, 31-14	at Auburn	Sept. 23

at Auburn: AU leads, 1-0

NORTHWESTERN (Tied, 1-1)

Year	Score	Site	Date
2009:	AU, 38-35	at Tampa, FL (OT) [Outback]	Jan. 1, '10
2020:	NW, 35-19	at Orlando, FL [Citrus]	Jan. 1, '21

at Orlando, FL: NW leads, 1-0
 at Tampa, FL: AU leads, 1-0

OGLETHORPE (AU leads, 4-0)

Year	Score	Site	Date
1918:	AU, 58-0	at Auburn	Oct. 19
1933:	AU, 27-6	at Auburn	Nov. 11
1934:	AU, 15-0	at Auburn	Sept. 29
1935:	AU, 51-0	at Auburn	Nov. 16

at Auburn: AU leads, 4-0

OHIO STATE (AU leads, 1-0-1)

Year	Score	Site	Date
1917:	Tie, 0-0	at Montgomery, AL	Nov. 24
1989:	AU, 31-14	at Tampa, FL [Hall of Fame]	Jan. 1, '90

at Neutral Sites: AU leads, 1-0-1
 at Montgomery, AL: Tied, 0-0-1
 at Tampa, FL: AU leads, 1-0

OKLAHOMA (OU leads, 2-0)

Year	Score	Site	Date
1971:	OU, 40-22	at New Orleans, LA [Sugar]	Jan. 1, '72
2016:	OU, 35-19	at New Orleans, LA [Sugar]	Jan. 2, '17

at Neutral Sites: OU leads, 2-0
 at New Orleans, LA: OU leads, 2-0

OREGON (AU leads, 2-0)

Year	Score	Site	Date
2010:	AU, 22-19	at Glendale, AZ [BCS National Championship]	Jan. 10, '11
2019:	AU, 27-21	at Dallas, TX	Aug. 31

at Neutral Sites: AU leads, 2-0

OREGON STATE (AU leads, 1-0)

Year	Score	Site	Date
1973:	AU, 18-9	at Birmingham, AL	Sept. 15

at Neutral Sites: AU leads, 1-0

PACIFIC (AU leads, 1-0)

Year	Score	Site	Date
1989:	AU, 55-0	at Auburn	Sept. 9

at Auburn: AU leads, 1-0

PENN STATE (PSU leads, 3-1)

Year	Score	Site	Date
1995:	PSU, 43-14	at Tampa, FL [Outback]	Jan. 1, '96
2002:	AU, 13-9	at Orlando, FL [Capital One]	Jan. 1, '03
2021:	PSU, 28-20	at State College	Sept. 18
2022:	PSU, 41-12	at Auburn	Sept. 1

All-Time Results vs. Opponents

at State College: PSU leads, 1-0
 at Neutral Sites: Tied, 1-1
 at Tampa, FL: PSU leads, 1-0
 at Orlando, FL: AU leads, 1-0

PRESBYTERIAN (AU leads, 1-0)

Year	Score	Site	Date
1944:	AU, 57-0	at Auburn	Nov. 4

at Auburn: AU leads, 1-0

PURDUE (AU leads, 1-0)

Year	Score	Site	Date
2018:	AU, 63-14	at Nashville [Music City]	Dec. 28

at Nashville: AU leads, 1-0

RICE (RU leads, 2-0)

Year	Score	Site	Date
1937:	RU, 13-7	at Houston	Oct. 30
1938:	RU, 14-0	at Houston	Oct. 29

RICHMOND (AU leads, 1-0)

Year	Score	Site	Date
1980:	AU, 55-16	at Auburn	Oct. 4

RUTGERS (AU leads, 1-0)

Year	Score	Site	Date
1982:	AU, 30-7	at Auburn	Nov. 6

at Auburn: AU leads, 1-0

SAINT LOUIS (AU leads, 1-0)

Year	Score	Site	Date
1946:	AU, 27-7	at Birmingham, AL	Oct. 12

at Neutral Sites: AU leads, 1-0
 at Birmingham, AL: AU leads, 1-0

SAMFORD (AU leads, 28-0-1)

Year	Score	Site	Date
1903:	AU, 58-0	at Auburn	Oct. 17
1907:	AU, 23-0	at Auburn	Oct. 5
1908:	AU, 18-0	at Birmingham	Oct. 3
1909:	AU, 11-0	at Montgomery, AL	Oct. 2
1910:	AU, 78-0	at Birmingham	Oct. 15
1916:	AU, 35-0	at Birmingham	Oct. 7
1917:	AU, 53-0	at Auburn	Oct. 6
1919:	AU, 19-6	at Birmingham	Oct. 4
1920:	AU, 88-0	at Auburn	Oct. 2
1921:	AU, 35-3	at Birmingham	Oct. 1
1922:	AU, 72-0	at Birmingham	Sept. 30
1923:	AU, 30-0	at Auburn	Oct. 13
1924:	AU, 17-0	at Auburn	Oct. 18
1925:	AU, 7-6	at Auburn	Oct. 24
1926:	AU, 33-14	at Birmingham	Oct. 9
1927:	Tie, 9-9	at Birmingham	Oct. 29
1928:	AU, 25-6	at Auburn	Oct. 27
1929:	AU, 6-0	at Auburn	Nov. 26
1932:	AU, 25-0	at Montgomery, AL	Nov. 5
1933:	AU, 19-0	at Birmingham	Sept. 29
1940:	AU, 27-13	at Montgomery, AL	Sept. 27
1941:	AU, 13-0	at Montgomery, AL	Sept. 26
1944:	AU, 32-0	at Montgomery, AL	Sept. 29
1945:	AU, 38-0	at Montgomery, AL	Sept. 21
1992:	AU, 55-0	at Auburn	Sept. 12
1993:	AU, 35-7	at Auburn	Sept. 11
2011:	AU, 35-16	at Auburn	Nov. 19
2014:	AU, 31-7	at Auburn	Nov. 22
2019:	AU, 52-0	at Auburn	Nov. 23

at Auburn: AU leads, 14-0
 at Birmingham: AU leads, 8-0-1
 at Neutral Sites: AU leads, 6-0
 at Montgomery, AL: AU leads, 6-0

SAN JOSE' STATE (AU leads, 3-0)

Year	Score	Site	Date
2014:	AU, 59-13	at Auburn	Sept. 6
2015:	AU, 35-21	at Auburn	Oct. 3
2022:	AU, 24-16	at Auburn	Sept. 10

at Auburn: AU leads, 3-0

SANTA CLARA (SC leads, 1-0)

Year	Score	Site	Date
1936:	SC, 12-0	at San Francisco	Oct. 30

at San Francisco: SC leads, 1-0

SEWANEEN (US leads, 6-4-2)

Year	Score	Site	Date
1893:	Tie, 14-14	at Atlanta, GA	Nov. 18
1896:	AU, 38-6	at Montgomery, AL	Nov. 16
1897:	Tie, 0-0	at Sewanee	Oct. 30
1899:	US, 11-10	at Montgomery, AL	Nov. 30
1902:	US, 6-0	at Birmingham, AL	Nov. 6
1903:	US, 47-0	at Montgomery, AL	Oct. 31
1906:	US, 10-5	at Birmingham, AL	Oct. 26
1907:	US, 12-6	at Birmingham, AL	Oct. 19
1908:	AU, 6-0	at Birmingham, AL	Oct. 24
1909:	US, 12-11	at Birmingham, AL	Nov. 13
1926:	AU, 9-0	at Montgomery, AL	Oct. 30
1931:	AU, 12-0	at Birmingham, AL	Nov. 14

at Sewanee: Tied, 0-0-1
 at Neutral Sites: US leads, 6-4-1
 at Atlanta, GA: Tied, 0-0-1
 at Birmingham, AL: US leads, 4-2
 at Montgomery, AL: Tied, 2-2

SOUTH CAROLINA (AU leads, 10-3-1)

Year	Score	Site	Date
1930:	AU, 25-7	at Columbus, GA	Nov. 27
1931:	AU, 13-6	at Montgomery, AL	Nov. 26
1932:	Tie, 20-20	at Birmingham, AL	Dec. 3
1933:	USC, 16-14	at Birmingham, AL	Dec. 2
1996:	AU, 28-24	at Auburn	Oct. 5
1997:	AU, 23-6	at Columbia	Oct. 4
2005:	AU, 48-7	at Auburn	Oct. 1
2006:	AU, 24-17	at Columbia	Sept. 28
2010:	AU, 35-27	at Auburn	Sept. 25
2010:	AU, 56-17	at Atlanta, GA [SEC Championship]	Dec. 4
2011:	AU, 16-13	at Columbia	Oct. 1
2014:	AU, 42-35	at Auburn	Oct. 25
2020:	USC, 30-22	at Columbia	Oct. 17
2021:	USC, 21-17	at Columbia	Nov. 20

at Auburn: AU leads, 4-0
 at Columbia: AU leads, 3-2
 at Neutral Sites: AU leads, 3-1-1
 at Atlanta, GA: AU leads, 1-0
 at Birmingham, AL: USC leads, 1-0-1
 at Columbus, GA: AU leads, 1-0
 at Montgomery, AL: AU leads, 1-0

SOUTH FLORIDA (USF leads 1-0)

Year	Score	Site	Date
2007:	USF, 23-26 (OT)	at Auburn	Sept. 8

at Auburn: USF leads 1-0

SE LOUISIANA (SLU leads, 1-0)

Year	Score	Site	Date
1950:	SE, 6-0	at Auburn	Oct. 7

at Auburn: SLU leads, 1-0

SOUTHERN CALIFORNIA (USC leads, 2-1)

Year	Score	Site	Date
1986:	AU, 16-7	at Orlando, FL [Citrus]	Jan. 1, '87
2002:	USC, 24-17	at Los Angeles	Sept. 2
2003:	USC, 23-0	at Auburn	Aug. 30

at Auburn: USC leads, 1-0
 at Los Angeles: USC leads, 1-0
 at Neutral Sites: AU leads, 1-0
 at Orlando, FL: AU leads, 1-0

SMU (SMU leads, 3-0)

Year	Score	Site	Date
1940:	SMU, 20-13	at Dallas, TX	Oct. 19
1941:	SMU, 20-7	at Birmingham, AL	Oct. 18
1968:	SMU, 37-28	at Auburn	Sept. 21

at Auburn: SMU leads, 1-0
 at Dallas: SMU leads, 1-0
 at Neutral Sites: SMU leads, 1-0
 at Birmingham, AL: SMU leads, 1-0

SOUTHERN MISS (AU leads, 18-5)

Year	Score	Site	Date
1946:	AU, 13-12	at Montgomery, AL	Sept. 27
1947:	USM, 19-13	at Montgomery, AL	Sept. 27
1948:	AU, 20-14	at Montgomery, AL	Sept. 24
1959:	AU, 28-7	at Auburn	Nov. 21
1964:	AU, 14-7	at Auburn	Oct. 24
1965:	USM, 3-0	at Auburn	Oct. 23
1970:	AU, 33-14	at Auburn	Sept. 19
1971:	AU, 27-14	at Auburn	Oct. 9
1977:	USM, 24-13	at Auburn	Sept. 17
1979:	AU, 31-9	at Auburn	Sept. 22
1980:	AU, 31-0	at Auburn	Nov. 8
1982:	AU, 21-19	at Auburn	Sept. 18
1983:	AU, 24-3	at Auburn	Sept. 10
1984:	AU, 35-12	at Auburn	Sept. 22
1985:	AU, 29-18	at Auburn	Sept. 14
1988:	AU, 38-8	at Auburn	Nov. 5
1989:	AU, 24-3	at Auburn	Sept. 16
1990:	USM, 13-12	at Auburn	Nov. 10
1991:	USM, 10-9	at Auburn	Oct. 5
1992:	AU, 16-8	at Auburn	Sept. 26
1993:	AU, 35-24	at Auburn	Sept. 25
2008:	AU, 27-13	at Auburn	Sept. 6
2018:	AU, 24-13	at Auburn	Sept. 29

at Auburn: AU leads, 16-4
 at Neutral Sites: AU leads, 2-1
 at Montgomery, AL: AU leads, 2-1

SPRING HILL (AU leads, 5-0)

Year	Score	Site	Date
1919:	AU, 10-0	at Mobile	Nov. 8
1921:	AU, 44-0	at Montgomery, AL	Oct. 8
1922:	AU, 19-6	at Montgomery, AL	Oct. 7
1930:	AU, 13-0	at Auburn	Oct. 4
1931:	AU, 27-7	at Auburn	Oct. 31

at Auburn: AU leads, 2-0
 at Mobile: AU leads, 1-0
 at Neutral Sites: AU leads, 2-0

STETSON (Tied, 1-1)

Year	Score	Site	Date
1927:	SU, 6-0	at Auburn	Sept. 24
1953:	AU, 47-0	at Montgomery, AL	Sept. 25

at Auburn: SU leads, 1-0
 at Neutral Sites: AU leads, 1-0
 at Montgomery, AL: AU leads, 1-0

SYRACUSE (Tied, 1-1-1)

Year	Score	Site	Date
1987:	Tie, 16-16	at New Orleans, LA [Sugar]	Jan. 1, '88
2001:	SU, 31-14	at Syracuse	Sept. 22
2002:	AU, 37-34 (OT)	at Auburn	Sept. 28

at Auburn: AU leads, 1-0
 at Syracuse: SU leads, 1-0
 at Neutral Sites: Tied, 0-0-1 (New Orleans, LA)

TENNESSEE (AU leads, 29-22-3)

Year	Score	Site	Date
1900:	AU, 23-0	at Birmingham, AL	Nov. 10
1929:	UT, 27-0	at Knoxville	Nov. 2
1935:	UT, 13-6	at Birmingham, AL	Oct. 12
1936:	AU, 6-0	at Knoxville	Oct. 10
1937:	AU, 20-7	at Birmingham, AL	Nov. 6
1938:	UT, 7-0	at Knoxville	Oct. 8
1939:	UT, 7-0	at Knoxville	Dec. 9

1956:	UT, 35-7	at Birmingham, AL	Sept. 29
1957:	AU, 7-0	at Knoxville	Sept. 28
1958:	AU, 13-0	at Birmingham, AL	Sept. 27
1959:	UT, 3-0	at Knoxville	Sept. 26
1960:	UT, 10-3	at Birmingham, AL	Sept. 24
1961:	AU, 24-21	at Knoxville	Sept. 30
1962:	AU, 22-21	at Birmingham, AL	Sept. 29
1963:	AU, 23-19	at Knoxville	Sept. 28
1964:	AU, 3-0	at Birmingham, AL	Sept. 26
1965:	Tie, 13-13	at Knoxville	Sept. 25
1966:	UT, 28-0	at Birmingham, AL	Sept. 24
1967:	UT, 27-13	at Knoxville	Sept. 30
1968:	AU, 28-14	at Birmingham, AL	Nov. 9
1969:	UT, 45-19	at Knoxville	Sept. 27
1970:	AU, 36-23	at Birmingham, AL	Sept. 26
1971:	AU, 10-9	at Knoxville	Sept. 25
1972:	AU, 10-6	at Birmingham, AL	Sept. 30
1973:	UT, 21-0	at Knoxville	Sept. 29
1974:	AU, 21-0	at Auburn	Sept. 28
1975:	UT, 21-17	at Knoxville	Sept. 27
1976:	AU, 38-28	at Birmingham, AL	Sept. 25
1977:	AU, 14-12	at Knoxville	Sept. 24
1978:	AU, 29-10	at Birmingham, AL	Sept. 30
1979:	UT, 35-17	at Knoxville	Sept. 29
1980:	UT, 42-0	at Auburn	Sept. 27
1981:	UT, 10-7	at Knoxville	Sept. 26
1982:	AU, 24-14	at Auburn	Sept. 25
1983:	AU, 37-14	at Knoxville	Sept. 24
1984:	AU, 29-10	at Auburn	Sept. 29
1985:	UT, 38-20	at Knoxville	Sept. 28
1986:	AU, 34-8	at Auburn	Sept. 27
1987:	Tie, 20-20	at Knoxville	Sept. 26
1988:	AU, 38-6	at Auburn	Sept. 24
1989:	UT, 21-14	at Knoxville	Sept. 30
1990:	Tie, 26-26	at Auburn	Sept. 29
1991:	UT, 30-21	at Knoxville	Sept. 28
1997:	UT, 30-29	at Atlanta, GA [SEC Championship]	Dec. 6
1998:	UT, 17-9	at Auburn	Oct. 2
1999:	UT, 24-0	at Knoxville	Oct. 2
2003:	AU, 28-21	at Auburn	Oct. 4
2004:	AU, 34-10	at Knoxville	Oct. 2
2004:	AU, 38-28	at Atlanta, GA [SEC Championship]	Dec. 4
2008:	AU, 14-12	at Auburn	Sept. 27
2009:	AU, 26-22	at Knoxville	Oct. 3
2013:	AU, 55-23	at Knoxville	Nov. 9
2018:	UT, 30-24	at Auburn	Oct. 13
2020:	AU, 30-17	at Auburn	Nov. 21

at Auburn: AU leads, 8-3-1
 at Knoxville: UT leads, 14-10-2
 at Neutral Sites: AU leads, 11-5
 at Atlanta, GA: Series tied, 1-1
 at Birmingham, AL: AU leads, 10-4

UT-MARTIN (AU leads, 1-0)

Year	Score	Site	Date
2008:	AU, 37-20	at Auburn	Nov. 8

at Auburn: AU leads, 1-0

TENNESSEE TECH (AU leads, 1-0)

Year	Score	Site	Date
2007:	AU, 35-3	at Auburn	Nov. 3

at Auburn: AU leads, 1-0

TEXAS (UT leads, 5-3)

Year	Score	Site	Date
1910:	UT, 9-0	at Austin	Oct. 29
1911:	UT, 18-5	at Austin	Nov. 17
1925:	UT, 33-0	at Dallas, TX	Oct. 17
1974:	AU, 27-3	at Jacksonville, FL [Gator]	Dec. 30
1983:	UT, 20-7	at Auburn	Sept. 17
1984:	UT, 35-27	at Austin	Sept. 15
1987:	AU, 31-3	at Auburn	Sept. 5
1991:	AU, 14-10	at Austin	Sept. 21

at Auburn: Tied, 1-1

All-Time Results vs. Opponents

at Austin: UT leads, 3-1
 at Neutral Sites: Tied, 1-1
 at Dallas, TX: UT leads, 1-0
 at Jacksonville, FL: AU leads, 1-0

TEXAS A&M (TAMU leads, 8-5)

Year	Score	Site	Date
1911:	A&M, 16-0	at Dallas, TX	Oct. 21
1985:	A&M, 36-16	at Dallas, TX [Cotton]	Jan. 1, '86
2012:	A&M, 63-21	at Auburn	Oct. 27
2013:	AU, 45-41	at College Station	Oct. 19
2014:	A&M, 41-38	at Auburn	Nov. 8
2015:	AU, 26-10	at College Station	Nov. 7
2016:	A&M, 29-16	at Auburn	Sept. 17
2017:	AU, 42-27	at College Station	Nov. 4
2018:	AU, 28-24	at Auburn	Nov. 3
2019:	AU, 13-10	at College Station	Sept. 21
2020:	A&M, 31-20	at Auburn	Dec. 5
2021:	A&M, 20-3	at College Station	Nov. 6
2022:	AU, 13-10	at Auburn	Nov. 12

at Auburn: A&M leads, 4-2
 at College Station: AU leads, 4-1
 at Neutral Sites: A&M leads, 2-0
 at Dallas, TX: A&M leads, 2-0

TCU (AU leads, 3-0)

Year	Score	Site	Date
1966:	AU, 7-6	at Auburn	Oct. 22
1980:	AU, 10-7	at Fort Worth	Sept. 13
1981:	AU, 24-16	at Auburn	Sept. 5

at Auburn: AU leads, 2-0
 at Fort Worth: AU leads, 1-0

TEXAS TECH (TT leads, 1-0)

Year	Score	Site	Date
1953:	TT, 35-13	at Jacksonville, FL [Gator]	Jan. 1, '54

at Neutral Sites: TT leads, 1-0
 at Jacksonville, FL: TT leads, 1-0

TULANE (TU leads, 17-14-6)

Year	Score	Site	Date
1902:	Tie, 0-0	at New Orleans	Oct. 25
1910:	AU, 33-0	at Gulfport, MS	Nov. 12
1921:	AU, 14-0	at New Orleans	Nov. 5
1922:	AU, 19-0	at Montgomery, AL	Nov. 11
1923:	Tie, 6-6	at Montgomery, AL	Nov. 10
1924:	TU, 14-6	at Montgomery, AL	Nov. 8
1925:	TU, 13-0	at Montgomery, AL	Oct. 31
1926:	AU, 2-0	at New Orleans	Oct. 24
1927:	Tie, 6-6	at New Orleans	Nov. 5
1928:	TU, 13-12	at New Orleans	Nov. 10
1929:	TU, 52-0	at New Orleans	Nov. 9
1930:	TU, 21-0	at New Orleans	Nov. 8
1931:	TU, 27-0	at Montgomery, AL	Nov. 7
1932:	AU, 19-7	at New Orleans	Oct. 22
1933:	AU, 13-7	at New Orleans	Oct. 28
1934:	TU, 13-0	at New Orleans	Oct. 6
1935:	AU, 10-0	at New Orleans	Oct. 5
1936:	Tie, 0-0	at New Orleans	Oct. 3
1937:	Tie, 0-0	at New Orleans	Oct. 4
1938:	Tie, 0-0	at New Orleans	Oct. 1
1939:	TU, 12-0	at New Orleans	Oct. 7
1940:	AU, 20-14	at New Orleans	Oct. 5
1941:	TU, 32-0	at New Orleans	Oct. 4
1942:	AU, 27-13	at New Orleans	Oct. 3
1944:	TU, 16-13	at New Orleans	Oct. 21
1945:	AU, 20-14	at New Orleans	Oct. 20
1946:	TU, 32-0	at New Orleans	Oct. 19
1947:	TU, 40-0	at New Orleans	Oct. 25
1948:	TU, 21-6	at New Orleans	Oct. 23
1949:	TU, 14-6	at New Orleans	Oct. 22
1950:	TU, 28-0	at Auburn	Oct. 28
1951:	AU, 21-0	at New Orleans	Oct. 27
1952:	TU, 21-6	at Mobile, AL	Oct. 25
1953:	AU, 34-7	at Mobile, AL	Oct. 24

1954:	AU, 27-0	at Mobile, AL	Oct. 30
1955:	TU, 27-13	at New Orleans	Oct. 29
2006:	AU, 38-13	at Auburn	Oct. 21
2019:	AU, 24-6	at Auburn	Sept. 7

at Auburn: AU leads, 2-1
 at New Orleans: TU leads, 12-9-5
 at Neutral Sites: Tied, 4-4-1
 at Gulfport, MS: AU leads, 1-0
 at Mobile, AL: AU leads, 2-0
 at Montgomery, AL: TU leads, 3-1-1

UTAH STATE (AU leads, 1-0)

Year	Score	Site	Date
2011:	AU, 42-38	at Auburn	Sept. 3

at Auburn: AU leads, 1-0

VANDERBILT (Tied, 21-21-1)

Year	Score	Site	Date
1893:	AU, 30-10	at Montgomery, AL	Nov. 6
1894:	VU, 20-4	at Montgomery, AL	Nov. 4
1895:	VU, 9-6	at Nashville	Nov. 9
1901:	VU, 41-0	at Montgomery, AL	Nov. 8
1905:	VU, 54-0	at Nashville	Nov. 4
1909:	VU, 17-0	at Nashville	Oct. 23
1912:	Tie, 7-7	at Birmingham, AL	Nov. 23
1913:	AU, 13-6	at Birmingham, AL	Nov. 15
1914:	AU, 6-0	at Birmingham, AL	Nov. 14
1915:	VU, 17-0	at Birmingham, AL	Nov. 13
1916:	VU, 20-9	at Birmingham, AL	Nov. 18
1917:	AU, 31-7	at Nashville	Nov. 17
1918:	VU, 21-0	at Birmingham, AL	Nov. 16
1919:	VU, 7-6	at Nashville	Oct. 25
1920:	AU, 56-6	at Birmingham, AL	Oct. 23
1924:	VU, 13-0	at Nashville	Nov. 1
1925:	AU, 10-9	at Birmingham, AL	Nov. 14
1929:	VU, 41-2	at Birmingham, AL	Oct. 19
1930:	VU, 27-0	at Nashville	Nov. 22
1934:	VU, 7-6	at Nashville	Oct. 20
1946:	VU, 19-0	at Montgomery, AL	Nov. 2
1947:	VU, 28-0	at Nashville	Nov. 1
1948:	VU, 47-0	at Montgomery, AL	Oct. 29
1949:	VU, 26-7	at Nashville	Oct. 29
1950:	VU, 41-0	at Nashville	Sept. 30
1951:	AU, 24-14	at Auburn	Sept. 29
1955:	VU, 25-13	at Jacksonville, FL [Gator]	Dec. 31
1978:	AU, 49-7	at Nashville	Oct. 14
1979:	AU, 52-35	at Auburn	Oct. 13
1986:	AU, 31-9	at Nashville	Oct. 11
1987:	AU, 48-15	at Auburn	Oct. 10
1990:	AU, 56-6	at Auburn	Oct. 13
1991:	AU, 24-22	at Nashville	Oct. 12
1992:	AU, 31-7	at Auburn	Oct. 3
1993:	AU, 14-10	at Nashville	Oct. 2
2000:	AU, 33-0	at Auburn	Sept. 30
2001:	AU, 24-21	at Nashville	Sept. 29
2002:	AU, 31-6	at Auburn	Sept. 14
2003:	AU, 45-7	at Nashville	Sept. 13
2007:	AU, 35-7	at Auburn	Oct. 6
2008:	VU, 13-14	at Nashville	Oct. 4
2012:	VU, 17-13	at Nashville	Oct. 20
2016:	AU, 23-16	at Auburn	Nov. 5

at Auburn: AU leads, 9-0
 at Nashville: VU leads, 12-7
 at Neutral Sites: VU leads, 9-5-1
 at Birmingham, AL: Tied, 4-4-1
 at Jacksonville, FL: VU leads, 1-0
 at Montgomery, AL: VU leads, 4-1

VILLANOVA (AU leads, 4-1-2)

Year	Score	Site	Date
1936:	Tie, 7-7	at Havana, Cuba [Bacardi]	Jan. 1, '37
1937:	Tie, 0-0	at Philadelphia	Oct. 9
1938:	VU, 25-12	at Philadelphia	Nov. 5
1939:	AU, 10-9	at Birmingham, AL	Nov. 11
1940:	AU, 13-10	at Montgomery, AL	Dec. 7
1941:	AU, 13-0	at Philadelphia	Nov. 22
1942:	AU, 14-6	at Montgomery, AL	Oct. 23

at Philadelphia: Tied, 1-1-1
 at Neutral Sites: AU leads, 3-0-1
 at Birmingham, AL: AU leads, 1-0
 at Havana, Cuba: Tied, 0-0-1
 at Montgomery, AL: AU leads, 2-0

VIRGINIA (AU leads, 2-1)

Year	Score	Site	Date
1997:	AU, 28-17	at Charlottesville	Sept. 4
1998:	UVA, 19-0	at Auburn	Sept. 3
2011:	AU, 43-24	at Atlanta, GA [Chick-Fil-A Bowl]	Dec. 31

at Charlottesville: AU leads, 1-0
 at Auburn: UVA leads, 1-0
 at Neutral Sites: AU leads, 1-0
 at Atlanta, GA: AU leads, 1-0

VIRGINIA TECH (AU leads, 3-1-1)

Year	Score	Site	Date
1924:	Tie, 0-0	at Richmond, VA	Oct. 11
1925:	AU, 19-0	at Auburn	Oct. 10
1975:	VT, 23-16	at Auburn	Oct. 4
1978:	AU, 18-7	at Blacksburg	Sept. 23
2004:	AU, 16-13	at New Orleans [Sugar]	Jan. 3, '05

at Auburn: Tied, 1-1
 at Blacksburg: AU leads, 1-0
 at Neutral Sites: AU leads, 1-0-1
 at Richmond, VA: Tied, 0-0-1
 at New Orleans, LA: AU leads, 1-0

WAKE FOREST (AU leads, 6-2)

Year	Score	Site	Date
1958:	AU, 21-7	at Auburn	Nov. 22
1961:	AU, 21-7	at Auburn	Nov. 4
1966:	AU, 14-6	at Auburn	Oct. 8
1969:	AU, 57-0	at Auburn	Sept. 20
1978:	AU, 21-7	at Auburn	Oct. 28
1979:	WF, 42-38	at Winston-Salem	Oct. 27
1981:	WF, 24-21	at Auburn	Sept. 19
1982:	AU, 28-10	at Auburn	Sept. 11

at Auburn: AU leads, 6-1
 at Winston-Salem: WF leads, 1-0

WASHINGTON (AU leads, 1-0)

Year	Score	Site	Date
2018:	AU, 21-16	at Atlanta	Sept. 1

at Atlanta: AU leads, 1-0

WASHINGTON & LEE (AU leads, 1-0)

Year	Score	Site	Date
1920:	AU, 77-0	at Birmingham, AL	Nov. 13

at Neutral Sites: AU leads, 1-0

WASHINGTON STATE (AU leads, 2-0)

Year	Score	Site	Date
2006:	AU, 40-14	at Auburn	Sept. 2
2013:	AU, 31-24	at Auburn	Aug. 31

At Auburn: AU leads, 2-0

WESTERN CAROLINA (AU leads, 3-0)

Year	Score	Site	Date
1986:	AU, 55-6	at Auburn	Oct. 4
2002:	AU, 56-0	at Auburn	Sept. 7
2013:	AU, 62-3	at Auburn	Oct. 12

at Auburn: AU leads, 3-0

WESTERN KENTUCKY (AU leads, 3-0)

Year	Score	Site	Date
2003:	AU, 48-3	at Auburn	Sept. 27
2005:	AU, 37-14	at Auburn	Sept. 24
2022:	AU, 41-17	at Auburn	Nov. 19

at Auburn: AU leads, 3-0

WESTERN MICHIGAN (AU leads, 1-0)

Year	Score	Site	Date
1995:	AU, 34-14	at Auburn	Oct. 21

at Auburn: AU leads, 1-0

WEST VIRGINIA (Tied, 1-1)

Year	Score	Site	Date
2008:	WVU, 34-17	at Morgantown	Oct. 23
2009:	AU, 41-30	at Auburn	Sept. 19

at Auburn: AU leads, 1-0
 at Morgantown: WVU leads, 1-0

WISCONSIN (UW, 2-1-1)

Year	Score	Site	Date
1931:	Tie, 7-7	at Madison	Oct. 10
2003:	AU, 28-14	at Nashville, TN [Music City]	Dec. 31
2005:	UW, 24-10	at Orlando, FL [Capital One]	Jan. 1, '06
2014:	UW, 34-31	at Tampa, Fla. (OT) [Outback]	Jan. 1, '15

at Madison: Tied, 0-0-1

at Neutral Sites: Tied, 1-1
 at Nashville, TN: AU leads 1-0
 at Orlando, FL: UW leads 1-0
 at Tampa, FL: UW leads 1-0

WOFFORD (AU leads, 3-1)

Year	Score	Site	Date
1930:	AU, 38-6	at Auburn	Nov. 1
1950:	WC, 19-14	at Montgomery, AL	Sept. 22
1951:	AU, 30-14	at Montgomery, AL	Oct. 5
1952:	AU, 54-7	at Auburn	Oct. 11

at Auburn: AU leads, 2-0
 at Neutral Sites: Tied, 1-1
 at Montgomery, AL: Tied, 1-1

WYOMING (AU leads, 1-0)

Year	Score	Site	Date
2000:	AU, 35-21	at Auburn	Aug. 31

at Auburn: AU leads, 1-0

Games By Date

JANUARY (11-14-2)

1	6-10-2
2	3-3
3	1-0
6	0-1
10	1-0

FEBRUARY (2-0)

20	1-0
22	1-0

AUGUST (7-2)

27	0-1
30	2-1
31	5-0

SEPTEMBER (184-61-5)

1	3-1
2	4-1
3	3-3
4	5-0
5	4-1
6	3-1
7	5-0
8	3-2
9	6-1
10	8-0
11	5-1
12	5-0
13	4-1
14	7-0
15	4-3
16	5-1
17	4-5
18	8-3
19	5-3
20	4-1-1
21	5-4
22	6-3
23	10-1
24	11-3
25	12-1-1
26	8-5-1
27	12-5
28	7-4
29	11-3-2
30	7-3

OCTOBER (320-171-18)

1	11-3-1
2	10-3-1
3	12-4-1
4	13-4-1
5	12-3
6	11-5
7	10-6
8	8-6-3
9	10-5-1
10	10-4-2
11	11-5-1
12	12-2-1
13	11-5
14	11-8
15	12-5
16	9-6
17	10-7-1

18	8-5-1
19	10-8
20	9-8
21	8-8
22	11-6
23	12-5
24	11-5
25	8-8-1
26	10-6
27	11-7
28	11-3
29	11-8-1
30	9-6-1
31	8-7-1

NOVEMBER (245-192-20)

1	7-9
2	9-7
3	8-9
4	11-6
5	14-2-1
6	14-4
7	11-4
8	7-9
9	12-5
10	9-8-1
11	11-4
12	11-5-2
13	8-8
14	8-9
15	6-12-1
16	7-8-1
17	9-10
18	10-5-3
19	8-1
20	4-2-1
21	6-2-1
22	7-3
23	6-4-1
24	7-7-2
25	7-4
26	3-11-2
27	7-8-1
28	4-9
29	4-10-2
30	10-7-1

DECEMBER (23-26-2)

1	1-7
2	2-7
3	2-1-1
4	2-1
5	0-1
6	0-1
7	2-1-1
9	0-1
12	1-0
18	1-1
19	0-1
27	1-0
28	2-1
29	1-0
30	3-0
31	5-3

MISCELLANEOUS RECORDS

RECORDS BY MONTH*

January	11-14-2	.444
February	2-0	1.000
August	7-2	.778
September	184-61-5	.746
October	320-171-18	.646
November	245-192-20	.579
December	23-26-2	.471

MOST GAMES PLAYED

Month	509	October
Date	20	October 29
	19	October 14
	19	November 15

MOST VICTORIES

Month	320	October
Date	14	November 5, 6

MOST DEFEATS

Month	192	November
Date	12	November 15

MOST TIES

Month	20	November
Date	3	October 8
	3	November 18

SEPTEMBER

Most Games Played	17	September 27
Most Victories	12	September 25, 27
	11	September 29
Most Defeats	5	Sept 17, 26, 27
Most Ties	2	September 29

OCTOBER

Most Games Played	20	October 29
	19	October 14
	18	Oct. 4, 17, 19, 27
Most Victories	13	October 4
	12	Oct 3, 5, 12, 23
Most Defeats	8	Oct 14, 19, 20,
	8	Oct 21, 25, 29
Most Ties	3	October 8

NOVEMBER

Most Games Played	19	November 15, 17
	18	Nov. 10, 18, 30
Most Victories	14	November 5, 6
Most Defeats	12	November 15
Most Ties	3	November 18

Games By Date

YEAR	TEAM	LOCATION	SCORE	RESULT	YEAR	TEAM	LOCATION	SCORE	RESULT
JANUARY 1 (6-10-2)					SEPTEMBER 4 (5-0)				
1936	Villanova	Havana, Cuba	7-7	T	1997	Virginia	Charlottesville, VA	28-17	W
1937	Michigan State	Miami, FL	6-0	W	1999	Appalachian St.	Auburn	22-15	W
1953	Texas Tech	Jacksonville, FL	13-35	L	2004	ULM	Auburn	31-0	W
1963	Nebraska	Miami, FL	7-13	L	2010	Arkansas State	Auburn	52-26	W
1971	Oklahoma	New Orleans, LA	22-40	L	2021	Akron	Auburn	60-10	W
1985	Texas A&M	Dallas, TX	16-36	L	SEPTEMBER 5 (4-1)				
1986	Southern Cal	Orlando, FL	16-7	W	1981	TCU	Auburn	24-16	W
1987	Syracuse	New Orleans, LA	16-16	T	1987	Texas	Auburn	31-3	W
1989	Ohio State	Tampa, FL	31-14	W	1992	Ole Miss	Oxford, MS	21-45	L
1995	Penn State	Tampa, FL	14-43	L	2009	Louisiana Tech	Auburn	37-13	W
2001	Michigan	Orlando, FL	28-31	L	2015	Louisville	Atlanta	31-24	W
2003	Penn State	Orlando, FL	13-9	W	SEPTEMBER 6 (3-1)				
2007	Nebraska	Dallas, TX	17-14	W	1986	UT-Chattanooga	Auburn	42-14	W
2010	Northwestern [OT]	Tampa, FL	38-35	W	2003	Georgia Tech	Atlanta, GA	3-17	L
2015	Wisconsin [OT]	Tampa, FL	31-34	L	2008	Southern Miss	Auburn	27-13	W
2018	UCF	Atlanta, GA	27-34	L	2014	San Jose' State	Auburn	59-13	W
2020	Minnesota	Tampa, FL	24-31	L	SEPTEMBER 7 (5-0)				
2021	Northwestern	Orlando, FL	19-35	L	1985	SW Louisiana	Auburn	49-7	W
JANUARY 2 (3-3)					1996	Fresno State	Auburn	62-0	W
1971	Ole Miss	Jacksonville, FL	35-28	W	2002	Western Carolina	Auburn	56-0	W
1984	Michigan	New Orleans, LA	9-7	W	2013	Arkansas State	Auburn	38-9	W
1988	Florida State	New Orleans, LA	7-13	L	2019	Tulane	Auburn	24-6	W
1997	Clemson	Atlanta, GA	21-17	W	SEPTEMBER 8 (3-2)				
2006	Wisconsin	Orlando, FL	10-24	L	1990	Cal St. Fullerton	Auburn	38-17	W
2017	Oklahoma	New Orleans, LA	19-35	L	2001	Ole Miss	Auburn	27-21	W
JANUARY 3 (1-0)					2007	South Florida	Auburn	23-26 [OT]	L
2005	Virginia Tech	New Orleans, LA	16-13	W	2012	Mississippi State	Starkville, MS	10-28	L
JANUARY 6 (0-1)					2018	Alabama State	Auburn	63-9	W
2014	Florida State	Pasadena, CA	31-34	L	SEPTEMBER 9 (6-1)				
JANUARY 10 (1-0)					1972	Mississippi State	Jackson, MS	14-3	W
2011	Oregon	Glendale, AZ	22-19	W	1989	Pacific	Auburn	55-0	W
FEBRUARY 20 (1-0)					1995	UT-Chattanooga	Auburn	76-10	W
1892	Georgia	Atlanta, GA	10-0	W	2000	Ole Miss	Oxford, MS	35-27	W
FEBRUARY 22 (1-0)					2006	Mississippi State	Starkville, MS	34-0	W
1893	Alabama	Birmingham	32-22	W	2010	Mississippi State	Starkville, MS	17-14	W
AUGUST 27 (0-1)					2017	Clemson	Clemson, SC	6-14	L
1984	Miami (Fla.)	East Rutherford, NJ	18-20	L	SEPTEMBER 10 (8-0)				
AUGUST 30 (2-1)					1977	Arizona	Auburn	21-10	W
2003	Southern Cal	Auburn	0-23	L	1983	Southern Miss	Auburn	24-3	W
2008	ULM	Auburn	34-0	W	1988	Kentucky	Auburn	20-10	W
2014	Arkansas	Auburn	45-21	W	1994	Northeast La.	Auburn	44-12	W
AUGUST 31 (5-0)					2005	Mississippi State	Auburn	28-0	W
1991	Georgia Southern	Auburn	32-17	W	2011	Mississippi State	Auburn	41-34	W
1996	UAB	Auburn	29-0	W	2016	Arkansas State	Auburn	51-14	W
2000	Wyoming	Auburn	35-21	W	2022	San Jose' State	Auburn	24-16	W
2013	Washington State	Auburn	31-24	W	SEPTEMBER 11 (5-1)				
2019	Oregon	Dallas, TX	27-21	W	1976	Arizona	Tucson, AZ	19-31	L
SEPTEMBER 1 (3-1)					1982	Wake Forest	Auburn	28-10	W
2001	Ball State	Auburn	30-0	W	1993	Samford	Auburn	35-7	W
2007	Kansas State	Auburn	23-13	W	1999	Idaho	Auburn	30-23	W
2012	Clemson	Atlanta, GA	19-26	L	2004	Mississippi State	Starkville, MS	43-14	W
2018	Washington	Atlanta, GA	21-16	W	2021	Alabama State	Auburn	62-0	W
SEPTEMBER 2 (4-1)					SEPTEMBER 12 (5-0)				
1993	Ole Miss	Auburn	16-12	W	1987	Kansas	Auburn	49-0	W
1995	Ole Miss	Auburn	46-13	W	1992	Samford	Auburn	55-0	W
2002	Southern Cal	Los Angeles, CA	17-24	L	1998	Ole Miss	Oxford, MS	17-0	W
2006	Washington State	Auburn	40-14	W	2009	Mississippi State	Auburn	49-24	W
2017	Georgia Southern	Auburn	41-7	W	2015	Jacksonville State	Auburn	27-20 [OT]	W
SEPTEMBER 3 (3-3)					SEPTEMBER 13 (4-1)				
1994	Ole Miss	Oxford, MS	22-17	W	1975	Memphis	Auburn	20-31	L
1998	Virginia	Auburn	0-19	L	1980	TCU	Fort Worth, TX	10-7	W
2005	Georgia Tech	Auburn	14-23	L	1997	Ole Miss	Auburn	19-9	W
2011	Utah State	Auburn	42-38	W	2003	Vanderbilt	Nashville, TN	45-7	W
2016	Clemson	Auburn	13-19	L	2008	Mississippi State	Starkville, MS	3-2	W
2022	Mercer	Auburn	42-16	W					

Games By Date

YEAR	TEAM	LOCATION	SCORE	RESULT	YEAR	TEAM	LOCATION	SCORE	RESULT
SEPTEMBER 14 (7-0)					SEPTEMBER 22 (6-3)				
1974	Louisville	Birmingham	16-3	W	1933	B'ham-Southern	Montgomery	20-7	W
1985	Southern Miss	Auburn	29-18	W	1950	Wofford	Montgomery	14-19	L
1991	Ole Miss	Auburn	23-13	W	1973	UT-Chatt.	Auburn	31-0	W
1996	Ole Miss	Oxford, MS	45-28	W	1979	Southern Miss	Auburn	31-9	W
2002	Vanderbilt	Auburn	31-6	W	1984	Southern Miss	Auburn	35-12	W
2013	Mississippi State	Auburn	24-20	W	2001	Syracuse	Syracuse, NY	14-31	L
2019	Kent State	Auburn	55-16	W	2006	New Mexico State	Auburn	55-20	W
SEPTEMBER 15 (4-3)					2012	LSU	Auburn	10-12	L
1973	Oregon State	Birmingham	18-9	W	2018	Arkansas	Auburn	34-3	W
1979	Kansas State	Auburn	26-18	W	SEPTEMBER 23 (10-1)				
1984	Texas	Austin	27-35	L	1920	Marion	Auburn	27-0	W
1990	Ole Miss	Jackson, MS	24-10	W	1922	Marion	Auburn	61-0	W
2007	Mississippi State	Auburn	14-19	L	1932	B'ham-Southern	Montgomery	61-0	W
2012	ULM	Auburn	31-28 [OT]	W	1938	B'ham-Southern	Montgomery	14-0	W
2018	LSU	Auburn	21-22	L	1949	Ole Miss	Montgomery	7-40	L
SEPTEMBER 16 (5-1)					1967	UT-Chattanooga	Auburn	40-6	W
1978	Kansas State	Manhattan, KS	45-32	W	1972	UT-Chattanooga	Auburn	14-7	W
1989	Southern Miss	Auburn	24-3	W	1978	Virginia Tech	Blacksburg, VA	18-7	W
1995	LSU	Baton Rouge, LA	6-12	L	2000	Northern Illinois	Auburn	31-14	W
2000	LSU	Auburn	34-17	W	2006	Buffalo	Auburn	38-7	W
2006	LSU	Auburn	7-3	W	2017	Missouri	Columbia, MO	51-14	W
2017	Mercer	Auburn	24-10	W	SEPTEMBER 24 (11-3)				
SEPTEMBER 17 (4-5)					1927	Stetson	Auburn	0-6	L
1966	UT-Chattanooga	Auburn	20-6	W	1937	B'ham-Southern	Montgomery	19-0	W
1977	Southern Miss	Auburn	13-24	L	1948	Southern Miss	Montgomery	20-14	W
1983	Texas	Auburn	7-20	L	1955	UT-Chattanooga	Auburn	15-6	W
1988	Kansas	Auburn	56-7	W	1960	Tennessee	Birmingham	3-10	L
1994	LSU	Auburn	30-26	W	1966	Tennessee	Birmingham	0-28	L
2005	Ball State	Auburn	63-3	W	1977	Tennessee	Knoxville, TN	14-12	W
2011	Clemson	Clemson, SC	24-38	L	1983	Tennessee	Knoxville, TN	37-14	W
2016	Texas A&M	Auburn	16-29	L	1988	Tennessee	Auburn	38-6	W
2022	Penn State	Auburn	12-41	L	1994	East Tenn. St.	Auburn	38-0	W
SEPTEMBER 18 (8-3)					2005	Western Kentucky	Auburn	37-14	W
1942	UT-Chattanooga	Montgomery	20-7	W	2011	Florida Atlantic	Auburn	30-14	W
1965	Baylor	Auburn	8-14	L	2016	LSU	Auburn	18-13	W
1971	UT-Chattanooga	Auburn	60-7	W	2022	Missouri	Auburn	17-14 [OT]	W
1976	Baylor	Auburn	14-15	L	SEPTEMBER 25 (12-1-1)				
1982	Southern Miss	Auburn	21-19	W	1926	UT-Chattanooga	Auburn	15-6	W
1993	LSU	Baton Rouge, LA	34-10	W	1931	B'ham-Southern	Montgomery	24-6	W
1999	LSU	Baton Rouge, LA	41-7	W	1936	B'ham-Southern	Montgomery	45-0	W
2004	LSU	Auburn	10-9	W	1953	Stetson	Montgomery	47-0	W
2010	Clemson	Auburn	27-24 [OT]	W	1954	UT-Chattanooga	Auburn	45-0	W
2014	Kansas State	Manhattan, KS	20-14	W	1965	Tennessee	Knoxville, TN	13-13	T
2021	Penn State	State College, PA	20-28	L	1971	Tennessee	Knoxville, TN	10-9	W
SEPTEMBER 19 (5-3)					1976	Tennessee	Birmingham	38-28	W
1964	Houston	Auburn	30-0	W	1982	Tennessee	Auburn	24-14	W
1970	Southern Miss	Auburn	33-14	W	1993	Southern Miss	Auburn	35-24	W
1981	Wake Forest	Auburn	21-24	L	1999	Ole Miss (OT)	Auburn	17-24	L
1992	LSU	Auburn	30-28	W	2004	The Citadel	Auburn	33-3	W
1998	LSU	Auburn	19-31	L	2010	South Carolina	Auburn	35-27	W
2002	Mississippi State	Starkville, MS	42-14	W	2021	Georgia State	Auburn	34-24	W
2009	West Virginia	Auburn	41-30	W	SEPTEMBER 26 (8-5-1)				
2015	LSU	Baton Rouge, LA	21-45	L	1914	Marion	Auburn	39-0	W
SEPTEMBER 20 (4-1-1)					1925	B'ham-Southern	Birmingham	25-6	W
1969	Wake Forest	Auburn	57-0	W	1930	B'ham-Southern	Montgomery	0-7	L
1975	Baylor	Waco, TX	10-10	T	1941	Samford	Montgomery	13-0	W
1980	Duke	Auburn	35-28	W	1942	Georgia Tech	Atlanta, GA	0-15	L
1986	East Carolina	Auburn	45-0	W	1959	Tennessee	Knoxville, TN	0-3	L
1997	LSU	Baton Rouge, LA	31-28	W	1964	Tennessee	Birmingham	3-0	W
2008	LSU	Auburn	16-21	L	1970	Tennessee	Birmingham	36-23	W
SEPTEMBER 21 (5-4)					1981	Tennessee	Knoxville, TN	7-10	L
1934	B'ham-Southern	Montgomery	0-7	L	1987	Tennessee	Knoxville, TN	20-20	T
1945	Samford	Montgomery	38-0	W	1992	Southern Miss	Auburn	16-8	W
1963	Houston	Houston, TX	21-14	W	2009	Ball State	Auburn	54-30	W
1968	SMU	Auburn	28-37	L	2015	Mississippi State	Auburn	9-17	L
1974	UT-Chattanooga	Auburn	52-7	W	2020	Kentucky	Auburn	29-13	W
1991	Texas	Austin	14-10	W					
1996	LSU	Auburn	15-19	L					
2013	LSU	Baton Rouge, LA	21-35	L					
2019	Texas A&M	College Station, TX	28-20	W					

Games By Date

YEAR	TEAM	LOCATION	SCORE	RESULT	YEAR	TEAM	LOCATION	SCORE	RESULT
SEPTEMBER 27 (12-5)					OCTOBER 2 (10-3-1)				
1919	Marion	Auburn	37-0	W	1909	Samford	Montgomery	11-0	W
1924	B'ham-Southern	Birmingham	7-0	W	1920	Samford	Auburn	88-0	W
1929	B'ham-Southern	Montgomery	7-0	W	1926	Clemson	Auburn	47-0	W
1935	B'ham-Southern	Montgomery	25-7	W	1948	La. Tech	Auburn	13-13	T
1940	Samford	Montgomery	27-13	W	1954	Florida	Gainesville, FL	13-19	L
1946	Southern Miss	Montgomery	13-12	W	1965	Kentucky	Auburn	23-18	W
1947	Southern Miss	Montgomery	13-19	L	1971	Kentucky	Auburn	38-6	W
1952	Maryland	Birmingham	7-13	L	1976	Ole Miss	Jackson, MS	10-0	W
1958	Tennessee	Birmingham	13-0	W	1982	Nebraska	Auburn	7-41	L
1969	Tennessee	Knoxville, TN	19-45	L	1993	Vanderbilt	Nashville, TN	14-10	W
1975	Tennessee	Knoxville, TN	17-21	L	1999	Tennessee	Knoxville	0-24	L
1980	Tennessee	Auburn	0-42	L	2004	Tennessee	Knoxville	34-10	W
1986	Tennessee	Auburn	34-8	W	2010	ULM	Auburn	52-3	W
1997	Central Florida	Auburn	41-14	W	2021	LSU	Baton Rouge, LA	24-19	W
2003	Western Kentucky	Auburn	48-3	W	OCTOBER 3 (12-4-1)				
2008	Tennessee	Auburn	14-12	W	1903	Montgomery A.C.	Auburn	26-0	W
2014	Louisiana Tech	Auburn	45-17	W	1908	Samford	Birmingham	18-0	W
SEPTEMBER 28 (7-4)					1914	Florida	Jacksonville, FL	20-0	W
1928	B'ham-Southern	Montgomery	0-6	L	1925	Clemson	Clemson, SC	13-6	W
1945	Maxwell Field	Montgomery	0-7	L	1936	Tulane	New Orleans, LA	0-0	T
1957	Tennessee	Knoxville, TN	7-0	W	1942	Tulane	New Orleans, LA	27-13	W
1963	Tennessee	Knoxville, TN	23-19	W	1953	Ole Miss	Auburn	13-0	W
1968	Mississippi State	Jackson, MS	26-0	W	1959	Hardin-Simmons	Auburn	35-12	W
1974	Tennessee	Auburn	21-0	W	1964	Kentucky	Lexington	0-20	L
1985	Tennessee	Knoxville, TN	20-38	L	1970	Kentucky	Lexington, KY	33-15	W
1991	Tennessee	Knoxville, TN	21-30	L	1981	Nebraska	Lincoln, NE	3-17	L
2002	Syracuse [3OT]	Auburn	37-34	W	1987	North Carolina	Chapel Hill, NC	20-10	W
2006	South Carolina	Columbia, SC	24-17	W	1992	Vanderbilt	Auburn	31-7	W
2019	Mississippi State	Auburn	56-23	W	1998	Tennessee	Auburn	9-17	L
SEPTEMBER 29 (11-3-2)					2015	San Jose' State	Auburn	35-21	W
1923	Clemson	Clemson, SC	0-0	T	2020	Georgia	Athens, GA	6-27	L
1933	Samford	Birmingham	19-0	W	OCTOBER 4 (13-4-1)				
1934	Oglethorpe	Auburn	15-0	W	1913	Mercer	Auburn	53-0	W
1939	B'ham-Southern	Montgomery	6-0	W	1919	Samford	Birmingham	19-6	W
1944	Samford	Montgomery	32-0	W	1924	Clemson	Auburn	13-0	W
1951	Vanderbilt	Auburn	24-14	W	1930	Spring Hill	Auburn	13-0	W
1956	Tennessee	Birmingham	7-35	L	1937	Tulane	New Orleans, LA	0-0	T
1962	Tennessee	Birmingham	22-21	W	1941	Tulane	New Orleans, LA	0-32	L
1973	Tennessee	Knoxville, TN	0-21	L	1947	La. Tech	Auburn	14-0	W
1979	Tennessee	Knoxville, TN	17-35	L	1952	Ole Miss	Memphis, TN	7-20	L
1984	Tennessee	Auburn	29-10	W	1958	UT-Chatt.	Auburn	30-8	W
1990	Tennessee	Auburn	26-26	T	1969	Kentucky	Auburn	44-3	W
1994	Kentucky	Auburn	41-14	W	1974	Miami (Fla.)	Miami, FL	3-0	W
2001	Vanderbilt	Nashville, TN	24-21	W	1975	VirginiaTech	Auburn	16-23	L
2007	Florida	Gainesville, FL	20-17	W	1980	Richmond	Auburn	55-16	W
2018	Southern Miss	Auburn	24-13	W	1986	W. Carolina	Auburn	55-6	W
SEPTEMBER 30 (7-3)					1997	South Carolina	Columbia, SC	23-6	W
1922	Samford	Birmingham	72-0	W	2003	Tennessee	Auburn	28-21	W
1950	Vanderbilt	Nashville, TN	0-41	L	2008	Vanderbilt	Nashville, TN	13-14	L
1961	Tennessee	Knoxville, TN	24-21	W	2014	LSU	Auburn	41-7	W
1967	Tennessee	Knoxville, TN	13-27	L	OCTOBER 5 (12-3)				
1972	Tennessee	Birmingham	10-6	W	1907	Samford	Auburn	23-0	W
1978	Tennessee	Birmingham	29-10	W	1912	Mercer	Columbus, GA	56-0	W
1989	Tennessee	Knoxville, TN	14-21	L	1929	Clemson	Clemson, SC	7-20	L
1995	Kentucky	Lexington, KY	42-21	W	1935	Tulane	New Orleans, LA	10-0	W
2000	Vanderbilt	Auburn	33-0	W	1940	Tulane	New Orleans, LA	20-14	W
2017	Mississippi State	Auburn	49-10	W	1946	Furman	Auburn	26-6	W
OCTOBER 1 (11-3-1)					1951	Wofford	Montgomery	30-14	W
1915	Marion	Selma	78-0	W	1957	UT-Chattanooga	Auburn	40-7	W
1921	Samford	Birmingham	35-3	W	1963	Kentucky	Auburn	14-13	W
1927	Clemson	Clemson, SC	0-3	L	1968	Kentucky	Lexington, KY	26-7	W
1932	Erskine	Auburn	77-0	W	1985	Ole Miss	Auburn	41-0	W
1938	Tulane	New Orleans, LA	0-0	T	1991	Southern Miss	Auburn	9-10	L
1955	Florida	Auburn	13-0	W	1996	South Carolina	Auburn	28-24	W
1960	Kentucky	Lexington, KY	10-7	W	2013	Ole Miss	Auburn	30-22	W
1966	Kentucky	Lexington, KY	7-17	L	2019	Florida	Gainesville, FL	13-24	L
1977	Ole Miss	Auburn	21-15	W					
1983	Florida State	Auburn	27-24	W					
1988	North Carolina	Auburn	47-21	W					
2005	South Carolina	Auburn	48-7	W					
2011	South Carolina	Columbia, SC	16-13	W					
2016	ULM	Auburn	58-7	W					
2022	LSU	Auburn	17-21	L					

Games By Date

YEAR	TEAM	LOCATION	SCORE	RESULT	YEAR	TEAM	LOCATION	SCORE	RESULT
OCTOBER 6 (11-5)					OCTOBER 10 (10-4-2)				
1896	Mercer	Macon, GA	46-0	W	1908	Gordon	Auburn	42-0	W
1917	Samford	Auburn	53-0	W	1914	Clemson	Auburn	28-0	W
1923	B'ham-Southern	Montgomery	20-0	W	1925	Virginia Tech	Auburn	19-0	W
1928	Clemson	Auburn	0-6	L	1931	Wisconsin	Madison, WI	7-7	T
1934	Tulane	New Orleans, LA	0-13	L	1936	Tennessee	Knoxville, TN	6-0	W
1945	Mississippi State	Birmingham	0-20	L	1942	Florida	Gainesville, FL	0-6	L
1956	Furman	Auburn	41-0	W	1953	Mississippi State	Starkville, MS	21-21	T
1962	Kentucky	Lexington, KY	16-6	W	1959	Kentucky	Auburn	33-0	W
1973	Ole Miss	Auburn	14-7	W	1964	UT-Chattanooga	Auburn	33-12	W
1979	N.C. State	Auburn	44-31	W	1970	Clemson	Clemson, SC	44-0	W
1984	Ole Miss	Oxford, MS	17-13	W	1981	LSU	Auburn	19-7	W
1990	La. Tech	Auburn	16-14	W	1987	Vanderbilt	Auburn	48-15	W
2001	Mississippi State	Auburn	16-14	W	1992	Mississippi State	Starkville, MS	7-14	L
2007	Vanderbilt	Auburn	35-7	W	1998	Mississippi State	Starkville, MS	21-38	L
2012	Arkansas	Auburn	7-24	L	2009	Arkansas	Fayetteville, AR	23-44	L
2018	Mississippi State	Starkville, MS	9-23	L	2020	Arkansas	Auburn	30-28	W
OCTOBER 7 (10-6)					OCTOBER 11 (11-5-1)				
1907	Maryville	Auburn	29-0	W	1902	Georgia Tech	Atlanta, GA	18-6	W
1911	Mercer	Auburn	29-0	W	1913	Florida	Auburn	55-0	W
1916	Samford	Birmingham	35-0	W	1924	Virginia Tech	Richmond, VA	0-0	T
1922	Spring Hill	Montgomery	19-6	W	1929	Florida	Montgomery	0-19	L
1939	Tulane	New Orleans, LA	0-12	L	1930	Florida	Jacksonville, FL	0-7	L
1944	Fort Benning	Auburn	7-0	W	1941	La. Tech	Auburn	34-0	W
1950	SE Louisiana	Auburn	0-6	L	1947	Florida	Montgomery	20-14	W
1961	Kentucky	Auburn	12-14	L	1952	Wofford	Auburn	54-7	W
1967	Kentucky	Auburn	48-7	W	1958	Kentucky	Lexington, KY	8-0	W
1972	Ole Miss	Jackson, MS	19-13	W	1969	Clemson	Auburn	51-0	W
1978	Miami (Fla.)	Auburn	15-17	L	1975	Kentucky	Lexington, KY	15-9	W
1989	Kentucky	Lexington, KY	24-12	W	1980	LSU	Baton Rouge, LA	17-21	L
1995	Mississippi State	Auburn	48-20	W	1986	Vanderbilt	Nashville, TN	31-9	W
2000	Mississippi State	Auburn	10-17	L	1997	La. Tech	Auburn	49-13	W
2006	Arkansas	Auburn	10-27	L	2003	Arkansas	Fayetteville, AR	10-3	W
2017	Ole Miss	Auburn	44-23	W	2008	Arkansas	Auburn	22-25	W
OCTOBER 8 (8-6-3)					OCTOBER 12 (12-2-1)				
1906	Maryville	Auburn	0-0	T	1907	Camp Gordon	Auburn	34-0	W
1910	Mississippi State	Auburn	6-0	W	1912	Florida	Auburn	27-13	W
1921	Spring Hill	Montgomery	44-0	W	1919	Camp Gordon	Auburn	25-13	W
1927	Florida	Auburn	6-33	L	1935	Tennessee	Birmingham	6-13	L
1932	Duke	Birmingham	18-7	W	1940	Mississippi State	Birmingham	7-7	T
1938	Tennessee	Knoxville, TN	0-7	L	1946	Saint Louis	Birmingham	27-7	W
1949	Florida	Mobile	14-14	T	1957	Kentucky	Auburn	6-0	W
1955	Kentucky	Birmingham	14-14	T	1963	UT-Chattanooga	Auburn	28-0	W
1960	UT-Chattanooga	Auburn	10-0	W	1968	Clemson	Clemson, SC	21-10	W
1966	Wake Forest	Auburn	14-6	W	1974	Kentucky	Auburn	31-13	W
1977	N.C. State	Auburn	15-17	L	1985	Florida State	Auburn	59-27	W
1983	Kentucky	Lexington, KY	6-7	L	1991	Vanderbilt	Nashville, TN	24-22	W
1988	LSU	Baton Rouge, LA	42-18	W	1996	Mississippi State	Starkville, MS	49-15	W
1994	Mississippi State	Starkville, MS	49-21	W	2002	Arkansas	Auburn	17-38	L
2011	Arkansas	Fayetteville, AR	14-38	L	2013	Western Carolina	Auburn	62-3	W
2016	Mississippi State	Starkville, MS	38-14	W	OCTOBER 13 (11-5)				
2022	Georgia	Athens, GA	10-42	L	1906	Camp Gordon	Auburn	15-0	W
OCTOBER 9 (10-5-1)					1917	Camp Sheridan	Montgomery	13-0	W
1909	Gordon	Auburn	46-0	W	1923	Samford	Auburn	30-0	W
1915	Florida	Auburn	7-0	W	1928	Florida	Gainesville	0-27	L
1920	Fort Benning	Auburn	14-2	W	1934	LSU	Baton Rouge, LA	6-20	L
1926	Samford	Birmingham	33-14	W	1951	Florida	Auburn	14-13	W
1937	Villanova	Philadelphia, PA	0-0	T	1956	Kentucky	Lexington, KY	13-0	W
1948	Florida	Tampa, FL	9-16	L	1962	UT-Chattanooga	Auburn	54-6	W
1954	Kentucky	Lexington, KY	14-21	L	1973	LSU	Auburn	6-20	L
1965	UT-Chattanooga	Auburn	30-7	W	1979	Vanderbilt	Auburn	52-35	W
1971	Southern Miss	Auburn	27-14	W	1984	Florida State	Tallahassee, FL	42-41	W
1976	Memphis	Memphis, TN	27-28	L	1990	Vanderbilt	Auburn	56-6	W
1982	Kentucky	Auburn	18-3	W	2001	Florida	Auburn	23-30	W
1993	Mississippi State	Auburn	31-17	W	2007	Arkansas	Fayetteville, AR	9-7	W
1999	Mississippi State	Auburn	16-18	L	2012	Ole Miss	Oxford, MS	20-41	L
2004	Louisiana Tech	Auburn	52-7	W	2018	Tennessee	Auburn	24-30	L
2010	Kentucky	Lexington, KY	37-34	W					
2021	Georgia	Auburn	10-34	L					

Games By Date

YEAR	TEAM	LOCATION	SCORE	RESULT	YEAR	TEAM	LOCATION	SCORE	RESULT
OCTOBER 14 (11-8)					OCTOBER 18 (8-5-1)				
1899	Georgia Tech	Auburn	63-0	W	1902	Alabama	Birmingham	23-0	W
1911	Clemson	Clemson, SC	29-0	W	1913	Mississippi State	Birmingham	34-0	W
1916	Mercer	Auburn	92-0	W	1924	Samford	Auburn	17-0	W
1921	Clemson	Auburn	56-0	W	1930	Georgia Tech	Atlanta, GA	12-14	L
1922	Army	West Point, NY	6-19	L	1941	SMU	Birmingham	7-20	L
1933	Georgia Tech	Atlanta, GA	6-16	L	1947	Georgia Tech	Atlanta, GA	7-27	L
1938	Mississippi State	Montgomery	20-6	W	1952	Georgia Tech	Atlanta, GA	0-33	L
1939	Mississippi State	Birmingham	7-0	W	1958	Georgia Tech	Atlanta, GA	7-7	T
1944	Georgia Tech	Atlanta, GA	0-27	L	1969	Georgia Tech	Atlanta, GA	17-14	W
1950	Florida	Gainesville, FL	7-27	L	1975	Georgia Tech	Atlanta, GA	31-27	W
1961	UT-Chattanooga	Auburn	35-7	W	1980	Georgia Tech	Auburn	17-14	W
1967	Clemson	Auburn	43-21	W	1986	Georgia Tech	Auburn	31-10	W
1972	LSU	Baton Rouge, LA	7-35	L	1997	Florida	Auburn	10-24	L
1978	Vanderbilt	Nashville, TN	49-7	W	2003	Mississippi State	Auburn	45-13	W
1989	LSU	Auburn	10-6	W	OCTOBER 19 (10-8)				
1995	Florida	Auburn	38-49	L	1901	Nashville	Birmingham	5-23	L
2000	Florida	Gainesville, FL	7-38	L	1907	Sewanee	Birmingham	6-12	L
2006	Florida	Auburn	27-17	W	1912	Clemson	Auburn	27-6	W
2017	LSU	Baton Rouge, LA	23-27	L	1917	Clemson	Clemson, SC	7-0	W
OCTOBER 15 (12-5)					1918	Oglethorpe	Auburn	58-0	W
1904	Clemson	Clemson, SC	5-0	W	1929	Vanderbilt	Birmingham	2-41	L
1910	Samford	Birmingham	78-0	W	1935	Kentucky	Montgomery	23-0	W
1920	Clemson	Clemson, SC	21-0	W	1940	SMU	Dallas, TX	13-20	L
1927	LSU	Montgomery	0-9	L	1946	Tulane	New Orleans, LA	0-32	L
1932	Georgia Tech	Atlanta, GA	6-0	W	1957	Georgia Tech	Atlanta, GA	3-0	W
1949	Georgia Tech	Atlanta, GA	21-35	L	1963	Georgia Tech	Atlanta, GA	29-21	W
1955	Georgia Tech	Atlanta, GA	14-12	W	1968	Georgia Tech	Birmingham	20-21	L
1960	Georgia Tech	Birmingham	9-7	W	1974	Georgia Tech	Auburn	31-22	W
1966	Georgia Tech	Birmingham	3-17	L	1985	Georgia Tech	Atlanta, GA	17-14	W
1977	Georgia Tech	Atlanta, GA	21-38	L	1996	Florida	Gainesville, FL	10-51	L
1983	Georgia Tech	Atlanta, GA	31-13	W	2002	Florida [OT]	Gainesville, FL	23-30	L
1988	Akron	Auburn	12-0	W	2013	Texas A&M	College Station, TX	45-41	W
1994	Florida	Gainesville, FL	36-33	W	2019	Arkansas	Fayetteville, AR	51-10	W
2005	Arkansas	Fayetteville, AR	34-17	W	OCTOBER 20 (9-8)				
2011	Florida	Auburn	17-6	W	1905	Davidson	Birmingham	0-6	L
2015	Kentucky	Lexington, KY	30-27	W	1916	Clemson	Auburn	28-0	W
2022	Ole Miss	Oxford, MS	34-48	L	1923	Army	West Point, NY	6-28	L
OCTOBER 16 (9-6)					1928	Ole Miss	Birmingham	0-19	L
1909	Mercer	Macon, GA	23-5	W	1934	Vanderbilt	Nashville, TN	6-7	L
1915	Clemson	Anderson, SC	14-0	W	1945	Tulane	New Orleans, LA	20-14	W
1926	LSU	Montgomery	0-10	L	1951	Georgia Tech	Atlanta, GA	7-27	L
1937	Mississippi State	Birmingham	33-7	W	1956	Georgia Tech	Atlanta, GA	7-28	L
1948	Georgia Tech	Atlanta, GA	0-27	L	1962	Georgia Tech	Birmingham	17-14	W
1954	Georgia Tech	Atlanta, GA	7-14	L	1973	Georgia Tech	Atlanta, GA	24-10	W
1965	Georgia Tech	Atlanta, GA	14-23	L	1979	Georgia Tech	Atlanta, GA	38-14	W
1971	Georgia Tech	Atlanta, GA	31-14	W	1984	Georgia Tech	Auburn	48-34	W
1976	Georgia Tech	Auburn	28-0	L	1990	Florida State	Auburn	20-17	W
1982	Georgia Tech	Auburn	24-0	W	2001	Louisiana Tech [OT]	Auburn	48-41	W
1993	Florida	Auburn	38-35	W	2007	LSU	Baton Rouge, LA	24-30	L
1999	Florida	Auburn	14-32	L	2012	Vanderbilt	Nashville, TN	13-17	L
2004	Arkansas	Auburn	38-20	W	2018	Ole Miss	Oxford, MS	31-16	W
2010	Arkansas	Auburn	65-43	W	OCTOBER 21 (8-8)				
2021	Arkansas	Fayetteville, AR	38-23	W	1899	Montgomery	Auburn	41-0	W
OCTOBER 17 (10-7-1)					1911	Texas A&M	Dallas, TX	0-16	L
1903	Samford	Auburn	58-0	W	1922	Mercer	Auburn	50-6	W
1908	Mercer	Macon, GA	23-0	W	1933	George Washington	Washington, DC	6-19	L
1914	North Ala. A.C.	Auburn	60-0	W	1939	Manhattan	New York, NY	0-7	L
1919	Clemson	Auburn	7-0	W	1944	Tulane	New Orleans, LA	13-16	L
1925	Texas	Dallas, TX	0-33	L	1950	Georgia Tech	Atlanta, GA	0-20	L
1931	Georgia Tech	Atlanta, GA	13-0	W	1961	Georgia Tech	Atlanta, GA	6-7	L
1936	Detroit	Detroit, MI	6-0	W	1967	Georgia Tech	Atlanta, GA	28-10	W
1942	Georgetown	Washington, DC	6-6	T	1972	Georgia Tech	Auburn	24-14	W
1953	Georgia Tech	Atlanta, GA	6-36	L	1978	Georgia Tech	Auburn	10-24	L
1959	Georgia Tech	Atlanta, GA	7-6	W	1989	Florida State	Tallahassee, FL	14-22	L
1964	Georgia Tech	Birmingham	3-7	L	1995	W. Michigan	Auburn	34-13	W
1970	Georgia Tech	Auburn	31-7	W	2000	Louisiana Tech	Auburn	38-28	W
1981	Georgia Tech	Atlanta, GA	31-7	W	2006	Tulane	Auburn	38-13	W
1987	Georgia Tech	Atlanta, GA	20-10	W	2017	Arkansas	Fayetteville, AR	52-20	W
1992	Florida	Gainesville, FL	9-24	L					
1998	Florida	Gainesville, FL	3-24	L					
2009	Kentucky	Auburn	14-21	L					
2020	South Carolina	Columbia, SC	22-30	L					

Games By Date

YEAR	TEAM	LOCATION	SCORE	RESULT
OCTOBER 22 (11-6)				
1900	Nashville	Auburn	28-0	W
1904	Nashville	Birmingham	10-0	W
1910	Clemson	Auburn	17-0	W
1921	Fort Benning	Auburn	14-7	W
1927	Georgia	Columbus, GA	3-33	L
1932	Tulane	New Orleans, LA	19-7	W
1938	Georgia Tech	Atlanta, GA	6-7	L
1949	Tulane	New Orleans, LA	6-14	L
1955	Furman	Auburn	52-0	W
1960	Miami	Auburn	20-7	W
1966	TCU	Auburn	7-6	W
1977	Florida State	Tallahassee, FL	3-24	L
1983	Mississippi State	Auburn	28-13	W
1988	Mississippi State	Auburn	33-0	W
2005	LSU [OT]	Baton Rouge, LA	17-20	L
2011	LSU	Baton Rouge, LA	10-45	L
2016	Arkansas	Auburn	56-3	W

OCTOBER 23 (12-5)				
1897	Mercer	Macon, GA	26-0	W
1903	Alabama	Montgomery	6-18	L
1909	Vanderbilt	Nashville, TN	0-17	L
1915	Mississippi State	Birmingham	26-0	W
1920	Vanderbilt	Birmingham	56-6	W
1937	Georgia Tech	Atlanta, GA	21-0	W
1942	Villanova	Montgomery	14-6	W
1948	Tulane	New Orleans, LA	6-21	L
1954	Florida State	Auburn	33-0	W
1959	Miami	Miami, FL	21-6	W
1965	Southern Miss	Auburn	0-3	L
1971	Clemson	Auburn	35-13	W
1976	Florida State	Auburn	31-19	W
1982	Mississippi State	Starkville, MS	35-17	W
2004	Kentucky	Auburn	42-10	W
2008	West Virginia	Morgantown, WV	17-34	L
2010	LSU	Auburn	24-17	W

OCTOBER 24 (11-5)				
1908	Sewanee	Birmingham	6-0	W
1914	Mississippi State	Birmingham	19-0	W
1925	Samford	Auburn	7-6	W
1926	Tulane	New Orleans, LA	2-0	W
1931	Florida	Jacksonville, FL	12-13	L
1936	Georgia	Columbus, GA	20-13	W
1953	Tulane	Mobile	34-7	W
1964	Southern Miss	Auburn	14-7	W
1970	LSU	Auburn	9-17	L
1981	Mississippi State	Auburn	17-21	L
1987	Mississippi State	Auburn	38-7	W
1992	Louisiana-Lafayette	Auburn	25-24	W
1998	Louisiana Tech	Auburn	32-17	W
2009	LSU	Baton Rouge, LA	10-31	L
2015	Arkansas	Fayetteville, AR	46-54 [4OT]	L
2020	Ole Miss	Oxford, MS	35-28	W

OCTOBER 25 (8-8-1)				
1902	Tulane	New Orleans	0-0	T
1913	Clemson	Clemson, SC	20-0	W
1919	Vanderbilt	Nashville, TN	6-7	L
1924	LSU	Birmingham	3-0	W
1930	Georgia	Columbus, GA	7-39	L
1935	Duke	Durham, NC	7-0	W
1941	Georgia Tech	Atlanta, GA	14-28	L
1947	Tulane	New Orleans, LA	0-40	L
1952	Tulane	Mobile	6-21	L
1958	Maryland	Auburn	20-7	W
1969	LSU	Baton Rouge, LA	20-21	L
1975	Florida State	Tallahassee, FL	17-14	W
1980	Mississippi State	Jackson, MS	21-24	L
1986	Mississippi State	Starkville, MS	35-6	W
1997	Arkansas	Fayetteville, AR	26-21	W
2003	LSU	Baton Rouge, LA	7-31	L
2014	South Carolina	Auburn	42-35	W

YEAR	TEAM	LOCATION	SCORE	RESULT
OCTOBER 26 (10-6)				
1901	North Carolina	Auburn	0-10	L
1906	Sewanee	Birmingham	5-10	L
1907	Georgia Tech	Atlanta, GA	12-6	W
1912	Mississippi State	Birmingham	7-0	W
1918	Camp Griffin	Auburn	0-26	L
1929	Samford	Auburn	6-0	W
1940	Georgia Tech	Atlanta, GA	16-7	W
1946	Georgia Tech	Atlanta, GA	6-27	L
1957	Houston	Houston, TX	48-7	W
1968	Miami (Fla.)	Auburn	31-9	W
1974	Florida State	Auburn	38-6	W
1985	Miss. State	Auburn	21-9	W
1991	Miss. State	Auburn	17-24	L
2002	LSU	Auburn	31-7	W
2013	Florida Atlantic	Auburn	45-10	W
2019	LSU	Baton Rouge, LA	20-23	L

OCTOBER 27 (11-7)				
1902	LSU	Baton Rouge, LA	0-5	L
1905	Mississippi State	Columbus, MS	18-0	W
1917	Mississippi State	Birmingham	13-6	W
1923	Fort Benning	Auburn	34-0	W
1928	Samford	Auburn	25-6	W
1934	Kentucky	Lexington, KY	0-9	L T
1945	Georgia Tech	Atlanta, GA	7-20	L
1951	Tulane	New Orleans, LA	21-0	W
1956	Houston	Auburn	12-0	W
1962	Clemson	Clemson, SC	17-14	W
1967	Miami	Miami, FL	0-7	L
1973	Houston	Auburn	7-0	W
1979	Wake Forest	Winston-Salem, NC	38-42	L
1984	Mississippi State	Starkville, MS	24-21	W
1990	Mississippi State	Starkville, MS	17-16	W
2001	Arkansas	Fayetteville, AR	17-42	L
2007	Ole Miss	Auburn	17-3	W
2012	Texas A&M	Auburn	21-63	L

OCTOBER 28 (11-3)				
1899	Clemson	Auburn	34-0	W
1911	Mississippi State	Birmingham	11-5	W
1916	Mississippi State	Birmingham	7-3	W
1922	Fort Benning	Auburn	30-0	W
1933	Tulane	New Orleans, LA	13-7	W
1939	Georgia Tech	Atlanta, GA	6-7	L
1950	Tulane	Auburn	0-28	L
1961	Clemson	Auburn	24-14	W
1972	Florida State	Auburn	27-14	W
1978	Wake Forest	Auburn	21-7	W
1989	Mississippi State	Auburn	14-0	W
1995	Arkansas	Little Rock, AR	28-30	L
2000	Arkansas	Auburn	21-19	W
2006	Ole Miss	Oxford, MS	23-17	W

OCTOBER 29 (11-8-1)				
1897	Nashville	Nashville, TN	14-4	W
1904	Georgia Tech	Auburn	12-0	W
1910	Texas	Austin, TX	0-9	L
1921	Georgia	Columbus, GA	0-7	L
1927	Samford	Birmingham	9-9	T
1932	Ole Miss	Montgomery	14-7	W
1938	Rice	Houston, TX	0-14	L
1948	Vanderbilt	Montgomery	0-47	L
1949	Vanderbilt	Nashville, TN	7-26	L
1955	Tulane	New Orleans, LA	13-27	L
1960	Florida	Gainesville, FL	10-7	W
1966	Florida	Gainesville, FL	27-30	L
1977	Florida	Auburn	29-14	W
1983	Florida	Auburn	28-21	W
1988	Florida	Gainesville, FL	16-0	W
1994	Arkansas	Auburn	31-14	W
2005	Ole Miss	Auburn	27-3	W
2011	Ole Miss	Auburn	41-23	W
2016	Ole Miss	Oxford, MS	40-29	W
2022	Arkansas	Auburn	27-41	L

Games By Date

YEAR	TEAM	LOCATION	SCORE	RESULT	YEAR	TEAM	LOCATION	SCORE	RESULT
OCTOBER 30 (8-6-1)					NOVEMBER 3 (8-9)				
1897	Sewanee	Sewanee, TN	0-0	T	1906	Georgia Tech	Atlanta, GA	0-11	L
1915	Georgia	Athens, GA	12-0	W	1917	Florida	Auburn	68-0	W
1920	Georgia	Columbus, GA	0-7	L	1918	Marion	Marion	20-7	W
1926	Sewanee	Montgomery	9-0	W	1923	Georgia	Columbus, GA	0-7	L
1936	Santa Clara	San Francisco, CA	0-12	L	1928	Georgia	Columbus, GA	0-13	L
1937	Rice	Houston, TX	7-13	L	1934	Duke	Birmingham	6-13	L
1954	Tulane	Mobile	27-0	W	1945	Florida	Auburn	19-0	W
1965	Florida	Auburn	28-17	W	1951	La. College	Auburn	49-0	W
1971	Florida	Auburn	40-7	W	1956	Florida	Gainesville, FL	0-20	L
1976	Florida	Gainesville, FL	19-24	L	1962	Florida	Gainesville, FL	3-22	L
1982	Florida	Gainesville, FL	17-19	L	1973	Florida	Auburn	8-12	L
1993	Arkansas	Fayetteville, AR	31-21	W	1979	Florida	Auburn	19-13	W
1999	Arkansas	Fayetteville, AR	10-34	L	1984	Florida	Gainesville, FL	3-24	L
2004	Ole Miss	Oxford, MS	35-14	W	1990	Florida	Gainesville, FL	7-48	L
2010	Ole Miss	Oxford, MS	51-31	W	2007	Tennessee Tech	Auburn	35-3	W
2021	Ole Miss	Auburn	31-20	W	2012	New Mexico State	Auburn	42-7	W
OCTOBER 31 (8-7-1)					NOVEMBER 4 (11-6)				
1903	Sewanee	Montgomery	0-47	L	1894	Vanderbilt	Montgomery	4-20	L
1908	LSU	Auburn	2-10	L	1905	Vanderbilt	Nashville, TN	0-54	L
1925	Tulane	Montgomery	0-13	L	1911	Georgia Tech	Atlanta, GA	11-6	W
1931	Spring Hill	Auburn	27-7	W	1916	Georgia	Columbus, GA	3-0	W
1942	Mississippi State	Birmingham	0-6	L	1922	Georgia	Columbus, GA	7-3	W
1953	Florida	Auburn	16-7	W	1933	Duke	Durham, NC	7-13	L
1959	Florida	Auburn	6-0	W	1939	Boston College	Boston, MA	7-13	L
1964	Florida	Gainesville, FL	0-14	L	1944	Presbyterian	Auburn	57-0	W
1970	Florida	Gainesville, FL	63-14	W	1950	Mississippi State	Starkville, MS	0-27	L
1981	Florida	Auburn	14-12	W	1961	Wake Forest	Auburn	21-7	W
1987	Florida	Auburn	29-6	W	1967	Florida	Auburn	26-21	W
1992	Arkansas	Auburn	24-24	T	1972	Florida	Gainesville, FL	26-20	W
1998	Arkansas	Auburn	21-24	L	1978	Florida	Gainesville, FL	7-31	L
2009	Ole Miss	Auburn	33-20	W	1989	Florida	Auburn	10-7	W
2015	Ole Miss	Auburn	19-27	L	1995	Northeast La.	Auburn	38-14	W
2020	LSU	Auburn	48-11	W	2006	Arkansas State	Auburn	27-0	W
NOVEMBER 1 (7-9)					NOVEMBER 5 (14-2-1)				
1913	LSU	Mobile	7-0	W	1898	Georgia Tech	Auburn	29-6	W
1919	Georgia	Columbus, GA	7-0	W	1910	Georgia Tech	Atlanta, GA	16-0	W
1924	Vanderbilt	Nashville, TN	0-13	L	1921	Tulane	New Orleans, LA	4-0	W
1930	Wofford	Auburn	38-6	W	1927	Tulane	New Orleans, LA	6-6	T
1941	Georgia	Columbus, GA	0-7	L	1932	Samford	Montgomery	25-0	W
1947	Vanderbilt	Nashville, TN	0-28	L	1938	Villanova	Philadelphia, PA	12-25	L
1952	Florida	Gainesville, FL	21-31	L	1949	Mississippi State	Auburn	25-26	W
1958	Florida	Gainesville, FL	6-5	W	1955	Mississippi State	Auburn	27-26	W
1969	Florida	Auburn	38-12	W	1960	Mississippi State	Auburn	27-12	W
1975	Florida	Auburn	14-31	L	1966	Mississippi State	Jackson, MS	13-0	W
1980	Florida	Gainesville, FL	10-21	L	1977	Mississippi State	Auburn	13-27	W (F)
1986	Florida	Gainesville, FL	17-18	L	1983	Maryland	Auburn	35-23	W
1997	Mississippi State	Auburn	0-20	L	1988	Southern Miss	Auburn	38-8	W
2003	ULM	Auburn	73-7	W	1994	East Carolina	Auburn	38-21	W
2008	Ole Miss	Oxford, MS	7-17	L	2005	Kentucky	Lexington, KY	49-27	W
2014	Ole Miss	Oxford, MS	35-31	W	2016	Vanderbilt	Auburn	23-16	W
NOVEMBER 2 (9-7)					NOVEMBER 6 (14-4)				
1907	Clemson	Auburn	12-0	W	1893	Vanderbilt	Montgomery	30-10	W
1912	Georgia Tech	Atlanta, GA	27-7	W	1902	Sewanee	Birmingham	0-6	L
1929	Tennessee	Knoxville, TN	0-27	L	1909	Georgia Tech	Atlanta, GA	17-5	W
1935	LSU	Baton Rouge, LA	0-6	L	1915	Mercer	Auburn	45-0	W
1940	Georgia	Columbus, GA	13-14	L	1920	B'ham-Southern	Montgomery	49-0	W
1946	Vanderbilt	Montgomery	0-19	L	1926	Georgia	Columbus, GA	6-16	L
1957	Florida	Auburn	13-0	W	1937	Tennessee	Birmingham	20-7	W
1963	Florida	Auburn	19-0	W	1948	Mississippi State	Birmingham	0-20	L
1968	Florida	Gainesville, FL	24-13	W	1953	Miami	Miami, FL	29-20	W
1974	Florida	Gainesville, FL	14-25	L	1954	Miami	Birmingham	14-13	W
1985	Florida	Auburn	10-14	L	1965	Mississippi State	Birmingham	25-18	W
1991	Florida	Auburn	10-31	L	1971	Mississippi State	Auburn	30-21	W
1996	Arkansas	Auburn	28-7	W	1976	Mississippi State	Jackson, MS	19-28	W (F)
2002	Ole Miss	Oxford, MS	31-24	W	1982	Rutgers	Auburn	30-7	W
2013	Arkansas	Fayetteville, AR	35-17	W	1993	N. Mexico St.	Auburn	55-14	W
2019	Ole Miss	Auburn	20-14	W	1999	Central Florida	Auburn	28-10	W
					2010	Chattanooga	Auburn	62-24	W
					2021	Texas A&M	College Station, TX	3-20	L

Games By Date

YEAR	TEAM	LOCATION	SCORE	RESULT	YEAR	TEAM	LOCATION	SCORE	RESULT
NOVEMBER 7 (11-4)					NOVEMBER 11 (11-4)				
1896	Georgia Tech	Auburn	45-0	W	1903	LSU	Auburn	12-0	W
1908	Georgia Tech	Atlanta, GA	44-0	W	1905	Clemson	Auburn	0-6	L
1914	Georgia Tech	Atlanta	14-0	W	1916	Florida	Jacksonville, FL	20-0	W
1925	Georgia	Columbus, GA	0-34	L	1922	Tulane	Montgomery	19-0	W
1931	Tulane	Montgomery	0-27	L	1933	Oglethorpe	Auburn	27-6	W
1936	Georgia Tech	Atlanta, GA	13-12	W	1939	Villanova	Birmingham	10-9	W
1942	Georgia Navy P-F	Columbus, GA	14-41	L	1944	Mississippi State	Birmingham	21-26	L
1959	Mississippi State	Birmingham	31-0	W	1961	Mississippi State	Birmingham	10-11	L
1964	Mississippi State	Auburn	12-3	W	1967	Mississippi State	Auburn	36-0	W
1970	Mississippi State	Birmingham	56-0	W	1978	Mississippi State	Starkville, MS	6-0	W
1981	North Texas	Auburn	20-0	W	1989	Louisiana Tech	Auburn	38-23	W
1987	Florida State	Auburn	6-34	L	1995	Georgia	Athens, GA	37-31	W
1998	Central Florida	Auburn	10-6	W	2000	Georgia [OT]	Auburn	29-26	W
2009	Furman	Auburn	63-31	W	2006	Georgia	Auburn	15-37	L
2015	Texas A&M	College Station, TX	26-10	W	2017	Georgia	Auburn	40-17	W
NOVEMBER 8 (7-9)					NOVEMBER 12 (11-5-2)				
1901	Vanderbilt	Montgomery	0-41	L	1904	Alabama	Birmingham	29-5	W
1913	Georgia Tech	Atlanta, GA	20-0	W	1910	Tulane	Gulfport, MS	33-0	W
1919	Spring Hill	Mobile	10-0	W	1921	Centre	Birmingham	0-21	L
1924	Tulane	Montgomery	6-14	L	1927	Mississippi State	Birmingham	6-7	L
1930	Tulane	New Orleans, LA	0-21	L	1932	Florida	Montgomery	21-6	W
1941	Mississippi State	Birmingham	7-14	L	1938	LSU	Birmingham	28-6	W
1947	Mississippi State	Birmingham	0-14	L	1949	Georgia	Columbus, GA	20-20	T
1952	Mississippi State	Auburn	34-49	L	1955	Georgia	Columbus, GA	16-13	W
1958	Mississippi State	Auburn	33-14	W	1960	Georgia	Auburn	9-6	W
1969	Mississippi State	Auburn	52-13	W	1966	Georgia	Auburn	13-21	L
1975	Mississippi State	Auburn	21-21	W (F)	1977	Georgia	Athens, GA	33-14	W
1980	Southern Miss	Auburn	31-0	W	1983	Georgia	Athens, GA	13-7	W
1986	Cincinnati	Auburn	52-7	W	1988	Georgia	Auburn	20-10	W
2003	Ole Miss	Auburn	20-24	L	1994	Georgia	Auburn	23-23	T
2008	Tennessee-Martin	Auburn	37-20	L	2005	Georgia	Athens, GA	31-30	W
2014	Texas A&M	Auburn	38-41	L	2011	Georgia	Athens, GA	7-45	L
NOVEMBER 9 (12-5)					NOVEMBER 13 (8-8)				
1895	Vanderbilt	Nashville, TN	6-9	L	1909	Sewanee	Birmingham	11-12	L
1907	Mercer	Auburn	63-0	W	1915	Vanderbilt	Birmingham	0-17	L
1912	LSU	Mobile	7-0	W	1920	Washington & Lee	Birmingham	77-0	W
1918	Camp Gordon	Columbus, GA	6-14	L	1926	Marquette	Birmingham	3-19	L
1929	Tulane	New Orleans, LA	0-52	L	1937	LSU	Baton Rouge, LA	7-9	L
1935	Georgia Tech	Atlanta, GA	33-7	W	1948	Georgia	Columbus, GA	14-42	L
1940	Clemson	Auburn	21-7	W	1954	Georgia	Columbus, GA	35-0	W
1946	Mississippi State	Birmingham	0-33	L	1965	Georgia	Athens, GA	21-19	W
1957	Mississippi State	Birmingham	15-7	W	1971	Georgia	Athens, GA	35-20	W
1963	Mississippi State	Jackson, MS	10-13	L	1976	Georgia	Auburn	0-28	L
1968	Tennessee	Birmingham	28-14	W	1982	Georgia	Auburn	14-19	L
1974	Mississippi State	Jackson, MS	24-20	W	1993	Georgia	Athens, GA	42-28	W
1985	East Carolina	Auburn	35-10	W	1999	Georgia	Athens, GA	38-21	W
1991	SW Louisiana	Auburn	50-7	W	2004	Georgia	Auburn	24-6	W
1996	NE Louisiana	Auburn	28-24	W	2010	Georgia	Auburn	49-31	W
2002	Louisiana-Monroe	Auburn	52-14	W	2021	Mississippi State	Auburn	34-43	L
2013	Tennessee	Knoxville, TN	55-23	W	NOVEMBER 14 (8-9)				
NOVEMBER 10 (9-8-1)					1898	North Carolina	Auburn	0-24	L
1900	Tennessee	Birmingham	23-0	W	1903	Georgia Tech	Atlanta, GA	10-5	W
1906	Clemson	Clemson, SC	4-6	L	1914	Vanderbilt	Birmingham	6-0	W
1917	Davidson	Atlanta, GA	7-21	L	1925	Vanderbilt	Birmingham	10-9	W
1923	Tulane	Montgomery	6-6	T	1931	Sewanee	Birmingham	12-0	W
1928	Tulane	New Orleans, LA	12-13	L	1936	LSU	Birmingham	6-19	L
1934	Georgia Tech	Atlanta, GA	18-6	W	1942	LSU	Birmingham	25-7	W
1945	SW Louisiana	Auburn	52-0	W	1953	Georgia	Columbus, GA	39-18	W
1951	Ole Miss	Mobile	14-39	L	1959	Georgia	Athens, GA	13-14	L
1956	Mississippi State	Auburn	27-20	W	1964	Georgia	Auburn	14-7	W
1962	Mississippi State	Auburn	9-3	W	1970	Georgia	Auburn	17-31	L
1973	Mississippi State	Auburn	31-17	W	1981	Georgia	Athens, GA	13-24	L
1979	Mississippi State	Auburn	14-3	W	1987	Georgia	Athens, GA	27-11	W
1984	Cincinnati	Auburn	60-0	W	1992	Georgia	Auburn	10-14	L
1990	Southern Miss	Auburn	12-13	L	1998	Georgia	Auburn	17-28	L
2001	Georgia	Athens, GA	24-17	W	2009	Georgia	Athens, GA	24-31	L
2007	Georgia	Athens, GA	20-45	L	2015	Georgia	Auburn	13-20	L
2012	Georgia	Auburn	0-38	L					
2018	Georgia	Athens, GA	10-27	L					

Games By Date

YEAR	TEAM	LOCATION	SCORE	RESULT	YEAR	TEAM	LOCATION	SCORE	RESULT
NOVEMBER 15 (6-12-1)					NOVEMBER 19 (8-1)				
1901	Alabama	Tuscaloosa	17-0	W	1932	Georgia	Columbus, GA	14-7	W
1902	Clemson	Auburn	0-16	L	1938	Georgia	Columbus, GA	23-14	W
1913	Vanderbilt	Birmingham	13-6	W	1955	Clemson	Mobile	21-0	W
1919	Mississippi State	Birmingham	7-0	W	1960	Florida State	Auburn	57-21	W
1924	Georgia	Columbus, GA	0-6	L	1994	Alabama	Birmingham	14-21	L
1929	Georgia	Athens, GA	0-24	L	2005	Alabama	Auburn	28-18	W
1930	Mississippi State	Birmingham	6-7	L	2011	Samford	Auburn	35-16	W
1941	LSU	Baton Rouge, LA	7-7	T	2016	Alabama A&M	Auburn	55-0	W
1947	Georgia	Columbus, GA	6-28	L	2022	Western Kentucky	Auburn	41-17	W
1952	Georgia	Columbus, GA	7-13	L	NOVEMBER 20 (4-2-1)				
1958	Georgia	Columbus, GA	21-6	W	1901	LSU	Baton Rouge, LA	28-0	W
1969	Georgia	Athens, GA	16-3	W	1937	Georgia	Columbus, GA	0-0	T
1975	Georgia	Athens, GA	13-28	L	1954	Clemson	Auburn	27-6	W
1980	Georgia	Auburn	21-31	L	1993	Alabama	Auburn	22-14	W
1986	Georgia	Auburn	16-20	L	1999	Alabama	Auburn	17-28	L
1997	Georgia	Athens, GA	45-34	W	2004	Alabama	Tuscaloosa, AL	21-13	W
2003	Georgia	Athens, GA	7-26	L	2021	South Carolina	Columbia, SC	17-21	L
2008	Georgia	Auburn	13-17	L	NOVEMBER 21 (6-2-1)				
2014	Georgia	Athens, GA	7-34	L	1914	Georgia	Atlanta, GA	0-0	T
NOVEMBER 16 (7-8-1)					1931	Georgia	Columbus, GA	6-12	L
1896	Sewanee	Montgomery	38-6	W	1936	Loyola	Auburn	44-0	W
1907	Alabama	Birmingham	6-6	T	1942	Georgia	Columbus, GA	27-13	W
1918	Vanderbilt	Birmingham	0-21	L	1953	Clemson	Clemson, SC	45-19	W
1935	Oglethorpe	Auburn	51-0	W	1959	Southern Miss	Auburn	28-7	W
1940	LSU	Birmingham	13-21	L	1998	Alabama	Birmingham	17-31	L
1946	Georgia	Columbus, GA	0-41	L	2015	Idaho	Auburn	56-34	W
1957	Georgia	Columbus, GA	6-0	W	2020	Tennessee	Auburn	30-17	W
1963	Georgia	Athens, GA	14-0	W	NOVEMBER 22 (7-3)				
1968	Georgia	Auburn	3-17	L	1892	Duke	Atlanta, GA	6-34	L
1974	Georgia	Auburn	17-13	W	1913	Georgia	Atlanta, GA	21-7	W
1985	Georgia	Auburn	24-10	W	1930	Vanderbilt	Nashville, TN	0-27	L
1991	Georgia	Athens, GA	27-37	L	1941	Villanova	Philadelphia, PA	13-0	W
1996	Georgia [4 OT]	Auburn	49-56	L	1947	Clemson	Clemson, SC	18-34	L
2002	Georgia	Auburn	21-24	L	1952	Clemson	Auburn	3-0	W
2013	Georgia	Auburn	43-38	W	1958	Wake Forest	Auburn	21-7	W
2019	Georgia	Auburn	14-21	L	1997	Alabama	Auburn	18-17	W
NOVEMBER 17 (9-10)					2003	Alabama	Auburn	28-23	W
1894	Georgia Tech	Atlanta, GA	94-0	W	2014	Samford	Auburn	31-7	W
1900	Alabama	Montgomery	53-5	W	NOVEMBER 23 (6-4-1)				
1906	Alabama	Birmingham	0-10	L	1892	North Carolina	Atlanta, GA	0-64	L
1911	Texas	Austin, TX	5-18	L	1895	Alabama	Tuscaloosa	48-0	W
1917	Vanderbilt	Nashville, TN	31-7	W	1912	Vanderbilt	Birmingham	7-7	T
1923	Centre	Birmingham	0-17	L	1935	Georgia	Columbus, GA	19-7	W
1928	Mississippi State	Birmingham	0-13	L	1940	Boston College	Boston, MA	7-33	L
1934	Florida	Montgomery	7-14	L	1946	Clemson	Montgomery	13-21	L
1945	Georgia	Columbus, GA	0-35	L	1957	Florida State	Tallahassee, FL	29-7	W
1951	Georgia	Columbus, GA	14-46	L	1963	Florida State	Auburn	21-15	W
1956	Georgia	Columbus, GA	20-0	W	1996	Alabama	Birmingham	23-24	L
1962	Georgia	Auburn	21-30	L	2002	Alabama	Tuscaloosa	17-7	W
1973	Georgia	Athens, GA	14-28	L	2019	Samford	Auburn	52-0	W
1979	Georgia	Athens, GA	33-13	W	NOVEMBER 24 (7-7-2)				
1984	Georgia	Auburn	21-12	W	1894	Georgia	Atlanta, GA	8-10	L
1990	Georgia	Auburn	33-10	W	1898	Georgia	Atlanta, GA	18-17	W
2001	Alabama	Auburn	7-31	L	1904	Georgia	Macon, GA	17-6	W
2012	Alabama A&M	Auburn	51-7	W	1910	Georgia	Savannah, GA	26-0	W
2018	Liberty	Auburn	53-0	W	1917	Ohio State	Montgomery	0-0	T
NOVEMBER 18 (10-5-3)					1921	Georgia Tech	Atlanta, GA	0-14	L
1893	Sewanee	Atlanta, GA	14-14	T	1927	Georgia Tech	Atlanta, GA	0-18	L
1899	Georgia	Atlanta, GA	0-0	T	1934	Georgia	Columbus, GA	0-18	L
1905	Alabama	Birmingham	0-30	L	1944	Miami	Miami, FL	38-19	W
1916	Vanderbilt	Birmingham	9-20	L	1945	Louisiana Tech	Auburn	29-0	W
1922	Centre	Birmingham	6-0	W	1951	Clemson	Clemson, SC	0-34	L
1933	Georgia	Columbus, GA	14-6	W	1956	Florida State	Auburn	13-7	W
1939	LSU	Baton Rouge, LA	21-7	W	1962	Florida State	Auburn	14-14	T
1944	Georgia	Columbus, GA	13-49	L	2007	Alabama	Auburn	17-10	W
1950	Georgia	Columbus, GA	10-12	L	2012	Alabama	Tuscaloosa	0-49	L
1961	Georgia	Athens, GA	10-7	W	2018	Alabama	Tuscaloosa	21-52	L
1967	Georgia	Athens, GA	0-17	L					
1972	Georgia	Auburn	27-10	W					
1978	Georgia	Auburn	22-22	T					
1989	Georgia	Athens, GA	20-3	W					
1995	Alabama	Auburn	31-27	W					
2000	Alabama	Tuscaloosa	9-0	W					
2006	Alabama	Tuscaloosa	22-15	W					
2017	ULM	Auburn	42-14	W					

Games By Date

YEAR	TEAM	LOCATION	SCORE	RESULT	YEAR	TEAM	LOCATION	SCORE	RESULT
NOVEMBER 25 (8-4)					NOVEMBER 29 (4-10-2)				
1892	Georgia Tech	Atlanta, GA	26-0	W	1894	Alabama	Montgomery	0-18	L
1909	Georgia	Montgomery	9-0	W	1906	Georgia	Macon, GA	0-4	L
1914	Carlisle Institute	Atlanta, GA	7-0	W	1911	Georgia	Savannah, GA	0-0	T
1915	Georgia Tech	Atlanta, GA	0-7	L	1917	Georgia Tech	Atlanta, GA	7-68	L
1920	Georgia Tech	Atlanta, GA	0-34	L	1923	Georgia Tech	Atlanta, GA	0-0	T
1933	Florida	Gainesville, FL	7-14	L	1928	Georgia Tech	Atlanta, GA	0-51	L
1939	Georgia	Columbus, GA	7-0	W	1941	Clemson	Auburn	28-7	W
1950	Clemson	Auburn	0-41	L	1952	Alabama	Birmingham	0-21	L
1961	Florida	Auburn	32-15	W	1958	Alabama	Birmingham	14-8	W
1988	Alabama	Birmingham	15-10	W	1969	Alabama	Birmingham	49-26	W
2017	Alabama	Auburn	26-14	W	1974	Alabama	Birmingham	13-17	L
NOVEMBER 26 (3-11-2)					NOVEMBER 30 (10-7-1)				
1896	Georgia	Atlanta, GA	6-12	L	1893	Alabama	Montgomery	40-16	W
1903	Georgia	Atlanta, GA	13-22	L	1899	Sewanee	Montgomery	10-11	L
1925	Georgia Tech	Atlanta, GA	7-7	T	1900	Georgia	Atlanta, GA	44-0	W
1926	Georgia Tech	Atlanta, GA	7-20	L	1905	Georgia	Macon, GA	20-0	W
1931	South Carolina	Montgomery	13-6	W	1916	Georgia Tech	Atlanta, GA	7-33	L
1938	Florida	Jacksonville, FL	7-9	L	1922	Georgia Tech	Atlanta, GA	6-14	L
1949	Clemson	Mobile	20-20	T	1935	Florida	Miami, FL	27-6	W
1955	Alabama	Birmingham	26-0	W	1939	Florida	Auburn	7-7	T
1960	Alabama	Birmingham	0-3	L	1940	Florida	Columbus, GA	20-7	W
1964	Alabama	Birmingham	14-21	L	1945	Miami	Miami, FL	7-33	L
1977	Alabama	Birmingham	21-48	L	1946	Florida	Gainesville, FL	47-12	W
1992	Alabama	Birmingham	0-17	L	1957	Alabama	Birmingham	40-0	W
2010	Alabama	Tuscaloosa	28-27	W	1963	Alabama	Birmingham	10-8	W
2011	Alabama	Auburn	14-42	L	1968	Alabama	Birmingham	16-24	L
2016	Alabama	Tuscaloosa	12-30	L	1985	Alabama	Birmingham	23-25	L
2022	Alabama	Tuscaloosa	27-49	L	1991	Alabama	Birmingham	6-13	L
NOVEMBER 27 (7-8-1)					DECEMBER 1 (1-7)				
1901	Georgia	Atlanta, GA	0-0	T	1951	Alabama	Birmingham	7-25	L
1902	Georgia	Atlanta, GA	5-12	L	1956	Alabama	Birmingham	34-7	W
1908	Georgia	Montgomery	23-0	W	1962	Alabama	Birmingham	0-38	L
1919	Georgia Tech	Atlanta, GA	14-7	W	1973	Alabama	Birmingham	0-35	L
1924	Georgia Tech	Atlanta, GA	0-7	L	1979	Alabama	Birmingham	18-25	L
1930	South Carolina	Columbus, GA	25-7	W	1984	Alabama	Birmingham	15-17	L
1937	Florida	Jacksonville, FL	14-0	W	1990	Alabama	Birmingham	7-16	L
1948	Clemson	Mobile	6-7	L	2001	LSU	Baton Rouge, LA	14-27	L
1954	Alabama	Birmingham	28-0	W	DECEMBER 2 (2-7)				
1965	Alabama	Birmingham	3-30	L	1933	South Carolina	Birmingham	14-16	L
1971	Alabama	Birmingham	7-31	L	1950	Alabama	Birmingham	0-34	L
1976	Alabama	Birmingham	7-38	L	1961	Alabama	Birmingham	0-34	L
1982	Alabama	Birmingham	23-22	W	1967	Alabama	Birmingham	3-7	L
1987	Alabama	Birmingham	10-0	W	1972	Alabama	Birmingham	17-16	W
2009	Alabama	Auburn	21-26	L	1978	Alabama	Birmingham	16-34	L
2021	Alabama	Auburn	22-24/4OT	L	1989	Alabama	Auburn	30-20	W
NOVEMBER 28 (4-9)					DECEMBER 3 (2-1-1)				
1895	Georgia	Atlanta, GA	16-6	W	1932	South Carolina	Birmingham	20-20	T
1907	Georgia	Macon, GA	0-6	L	1949	Alabama	Birmingham	14-13	W
1912	Georgia	Athens, GA	6-12	L	1966	Alabama	Birmingham	0-31	L
1918	Georgia Tech	Atlanta, GA	0-41	L	1983	Alabama	Birmingham	23-20	W
1929	Georgia Tech	Atlanta, GA	6-19	L	DECEMBER 4 (2-1)				
1936	Florida	Montgomery	13-0	W	1948	Alabama	Birmingham	0-55	L
1942	Clemson	Auburn	41-13	W	2004	Tennessee	Atlanta, GA	38-28	W
1953	Alabama	Birmingham	7-10	L	2010	South Carolina	Atlanta, GA	56-17	W
1959	Alabama	Birmingham	0-10	L	DECEMBER 5 (0-1)				
1970	Alabama	Birmingham	33-28	W	2020	Texas A&M	Auburn	20-31	L
1981	Alabama	Birmingham	17-28	L	DECEMBER 6 (0-1)				
2015	Alabama	Auburn	13-29	L	1997	Tennessee	Atlanta, GA	29-30	L
2020	Alabama	Tuscaloosa	13-42	L					

Games By Date

YEAR	TEAM	LOCATION	SCORE	RESULT
DECEMBER 7 (2-1-1)				
1893	Georgia Tech	Atlanta, GA	0-0	T
1918	Camp Sheridan	Montgomery	0-7	L
1940	Villanova	Montgomery	13-10	W
2013	Missouri	Atlanta, GA	59-42	W
DECEMBER 9 (0-1)				
1939	Tennessee	Knoxville, TN	0-7	L
DECEMBER 12 (1-0)				
2020	Mississippi State	Auburn	24-10	W
DECEMBER 18 (1-1)				
1965	Ole Miss	Memphis, TN	7-13	L
1982	Boston College	Orlando, FL	33-26	W
DECEMBER 19 (0-1)				
1973	Missouri	El Paso, TX	17-34	L
DECEMBER 27 (1-0)				
1984	Arkansas	Memphis, TN	21-15	W
DECEMBER 28 (2-1)				
1968	Arizona	El Paso, TX	34-10	W
2018	Purdue	Nashville, TN	63-14	W
2021	Houston	Birmingham	13-17	L
DECEMBER 29 (1-0)				
1990	Indiana	Atlanta, GA	27-23	W
DECEMBER 30 (3-0)				
1972	Colorado	Jacksonville, FL	24-3	W
1974	Texas	Jacksonville, FL	27-3	W
2015	Memphis	Birmingham	31-10	W
DECEMBER 31 (5-3)				
1954	Baylor	Jacksonville, FL	33-13	W
1955	Vanderbilt	Jacksonville, FL	13-25	L
1969	Houston	Houston, TX	7-36	L
1996	Army	Shreveport, LA	32-29	W
2001	North Carolina	Atlanta, GA	10-16	L
2003	Wisconsin	Nashville, TN	28-14	W
2007	Clemson [OT]	Atlanta, GA	23-20	W
2011	Virginia	Atlanta, GA	43-24	W

Night Games at Jordan-Hare Stadium

Date	Opponent	Kickoff	Score	Result	Date	Opponent	Kickoff	Score	Result
11/12/22	Texas A&M	6:39	13-10	W	9/3/98	Virginia	6:04	0-19	L
10/1/22	LSU	6:05	17-21	L	11/22/97	Alabama	6:34	18-17	W
9/10/22	San Jose' State	6:37	24-16	W	9/27/97	Central Florida	6:00	41-14	W
9/3/22	Mercer	6:02	42-16	W	11/2/96	Arkansas	6:05	28-7	W
10/30/21	Ole Miss	6:05	31-20	W	9/21/96	#21 LSU	6:34	15-19	L
9/4/21	Akron	6:05	60-10	W	9/7/96	Fresno State	6:05	62-0	W
11/21/20	Tennessee	6:10	30-17	W	8/31/96	UAB	6:00	29-0	W
11/2/19	Ole Miss	6:05	20-14	W	9/9/95	Chattanooga	6:00	76-10	W
9/28/19	Mississippi State	6:10	56-23	W	9/2/95	Ole Miss	6:01	46-13	W
9/14/19	Kent State	6:05	55-16	W	11/12/94	Georgia	6:05	23-23	T
9/7/19	Tulane	6:35	24-6	W	9/29/94	Kentucky	7:02	41-14	W
9/22/18	Arkansas	6:39	34-3	W	9/10/94	NE Louisiana	6:01	44-12	W
9/8/18	Alabama State	6:39	63-9	W	9/11/93	Samford	6:00	35-7	W
9/30/17	Mississippi State	5:01	49-10	W	9/2/93	Ole Miss	6:00	16-12	W
9/2/17	Georgia Southern	6:39	41-7	W	9/12/92	Samford	6:00	55-0	W
11/19/16	Alabama A&M	6:39	55-0	W	9/14/91	Ole Miss	6:00	23-13	W
10/22/16	Arkansas	5:01	56-3	W	8/31/91	Georgia Southern	6:00	32-17	W
9/24/16	LSU	5:01	18-13	W	11/17/90	Georgia	6:40	33-10	W
9/17/16	Texas A&M	6:11	16-29	L	10/20/90	Florida State	6:30	20-17	W
9/10/16	Arkansas State	6:39	51-14	W	9/29/90	Tennessee	6:37	26-26	T
9/3/16	Clemson	8:11	13-19	L	9/8/90	Cal State Fullerton	6:00	38-17	W
9/26/15	Mississippi State	6:36	9-17	L	11/4/89	Florida	6:37	10-7	W
11/22/14	Samford	6:03	31-7	W	9/16/89	Southern Miss	5:59	24-3	W
10/25/14	South Carolina	6:39	42-35	W	9/9/89	Pacific	6:00	55-0	W
10/4/14	#15 LSU	6:01	41-7	W	9/17/88	Kansas	5:59	56-7	W
9/6/14	San Jose' State	6:06	59-13	W	10/31/87	Florida	6:37	29-6	W
10/26/13	Florida Atlantic	6:38	45-10	W	9/12/87	Kansas	6:00	49-0	W
10/5/13	#24 Ole Miss	6:03	30-22	W	11/15/86	Georgia	6:45	16-20	L
9/14/13	Mississippi State	6:06	24-20	W	10/5/85	Ole Miss	6:46	41-0	W
9/7/13	Arkansas State	6:38	38-9	W	11/17/84	Georgia	6:45	21-12	W
8/31/13	Washington State	6:02	31-24	W	9/22/84	Southern Miss	6:02	35-12	W
11/10/12	#5 Georgia	6:06	0-38	L	9/10/83	Southern Miss	6:00	24-3	W
10/27/12	#21 Texas A&M	6:08	21-63	L	9/18/82	Southern Miss	6:00	21-19	W
9/22/12	#2 LSU	6:06	10-12	L	9/19/81	Wake Forest	7:00	21-24	L
10/29/11	Ole Miss	6:02	41-23	W					
10/15/11	Florida	6:07	17-6	W					
9/24/11	Florida Atlantic	6:09	30-14	W					
9/25/10	#12 South Carolina	6:47	35-27	W					
9/18/10	Clemson	6:06	27-24 (OT)	W					
9/4/10	Arkansas State	6:08	52-26	W					
10/17/09	Kentucky	6:35	14-21	L					
9/26/09	Ball State	6:30	54-30	W					
9/19/09	West Virginia	7:50	41-30	W					
9/12/09	Mississippi State	6:07	49-24	W					
9/5/09	Louisiana Tech	6:06	37-13	W					
9/20/08	#6 LSU	6:46	21-26	L					
8/30/08	Louisiana-Monroe	6:05	34-0	W					
11/24/07	Alabama	7:10	17-10	W					
10/27/07	Ole Miss	5:05	17-3	W					
9/22/07	New Mexico State	6:04	55-20	W					
9/8/07	South Florida	8:08	23-26 (OT)	L					
9/1/07	Kansas State	6:49	23-13	W					
10/14/06	#2 Florida	6:48	27-17	W					
9/2/06	Washington State	6:48	40-14	W					
10/1/05	South Carolina	6:07	48-7	W					
9/3/05	Georgia Tech	7:59	14-23	L					
11/22/03	Alabama	6:47	28-23	W					
10/4/03	#7 Tennessee	6:47	28-21	W					
8/30/03	#8 USC	5:10	0-23	L					
9/28/02	Syracuse	8:11	37-34 (OT)	W					
10/13/01	#1 Florida	6:50	23-20	W					
10/6/01	Mississippi State	6:05	16-14	W					
11/11/00	#14 Georgia	6:37	29-26 (OT)	W					
9/16/00	LSU	6:35	34-17	W					
8/31/00	Wyoming	7:02	35-21	W					
11/20/99	#8 Alabama	6:36	17-28	L					
10/16/99	#7 Florida	8:11	14-32	L					
9/11/99	Idaho	6:07	30-23	W					
9/4/99	Appalachian State	6:07	22-15	W					
11/14/98	#14 Georgia	6:35	17-28	L					

All-Time: 83-18-2 (.816)

First Night Game at Jordan-Hare Stadium: 9/19/1981 vs. Wake Forest

Kickoff 5 p.m. or later local time; all times listed Central

Televised Games

Date	Opponent	Site	Result	Network	Play-by-Play	Analyst	Sideline
Dec. 31, 1954	Baylor [Gator]	Jacksonville	W 33-13	CBS			
Dec. 31, 1955	Vanderbilt [Gator]	Jacksonville	L 13-25	CBS			
Sept. 27, 1958	Tennessee	Birmingham	W 13-0	NBC	Lindsey Nelson	Red Grange	
Jan. 1, 1964	Nebraska [Orange]	Miami	L 7-13	NBC			
Nov. 26, 1964	Alabama	Birmingham	L 14-21	NBC			
Oct. 30, 1965	Florida	Auburn	W 28-17	ABC (R)			
Dec. 18, 1965	Ole Miss [Liberty]	Memphis	L 7-13	ABC			
Dec. 3, 1966	Alabama	Birmingham	L 0-31	ABC			
Dec. 28, 1968	Arizona [Sun]	El Paso	W 34-10	CBS			
Sept. 27, 1969	Tennessee	Knoxville	L 19-45	ABC (R)			
Oct. 25, 1969	LSU	Baton Rouge	L 20-21	ABC (R)			
Dec. 31, 1969	Houston [Bluebonnet]	Houston	L 7-36	Hughes			
Nov. 14, 1970	Georgia	Auburn	L 17-31	ABC (R)			
Jan. 1, 1971	Ole Miss [Gator]	Gainesville	W 35-28	NBC			
Sept. 25, 1971	Tennessee	Knoxville	W 10-9	ABC (R)			
Nov. 27, 1971	Alabama	Birmingham	L 7-31	ABC			
Jan. 1, 1972	Oklahoma [Sugar]	New Orleans	L 22-40	ABC			
Oct. 28, 1972	Florida State	Auburn	W 27-14	ABC (R)			
Nov. 18, 1972	Georgia	Auburn	W 27-10	ABC (R)			
Dec. 30, 1972	Colorado [Gator]	Jacksonville	W 24-3	ABC			
Dec. 1, 1973	Alabama	Birmingham	L 0-35	ABC			
Dec. 19, 1973	Missouri [Sun]	El Paso	L 17-34	CBS			
Nov. 2, 1974	Florida	Gainesville	L 14-25	ABC (R)			
Nov. 29, 1974	Alabama	Birmingham	L 13-17	ABC			
Dec. 30, 1974	Texas [Gator]	Jacksonville	W 27-3	ABC			
Nov. 15, 1975	Georgia	Athens	L 13-28	ABC (R)			
Nov. 29, 1975	Alabama	Birmingham	L 0-28	ABC			
Sept. 25, 1976	Tennessee	Birmingham	W 38-28	ABC (R)			
Oct. 1, 1977	Ole Miss	Auburn	W 21-15	ABC (R)			
Sept. 30, 1978	Tennessee	Birmingham	W 29-10	ABC			
Oct. 21, 1978	Georgia Tech	Auburn	L 10-24	ABC			
Nov. 28, 1981	Alabama	Birmingham	L 17-28	ABC			
Nov. 27, 1982	Alabama	Birmingham	W 23-22	ABC	Keith Jackson		
Dec. 18, 1982	Boston College [Tangerine]	Orlando	W 33-26	ESPN	Sam Rosen	Paul McGuire	
Sept. 17, 1983	Texas	Auburn	L 7-20	CBS (R)			
Nov. 12, 1983	Georgia	Athens	W 13-7	ABC (R)	Keith Jackson	Frank Broyles	Tim Brandt
Dec. 3, 1983	Alabama	Birmingham	W 23-20	ABC			
Jan. 2, 1984	Michigan [Sugar]	New Orleans	W 9-7	ABC			
Aug. 28, 1984	Miami [Kickoff Classic]	East Rutherford	L 18-20	KATZ	Curt Gowdy	Len Dawson	
Sept. 15, 1984	Texas	Austin	L 27-35	ESPN	Jim Thacker	Paul McGuire	
Sept. 29, 1984	Tennessee	Auburn	W 29-10	ABC	Bob Neal	Tim Foley	
Oct. 6, 1984	Ole Miss	Oxford	W 17-13	WTBS			
Nov. 3, 1984	Florida	Gainesville	L 3-24	ABC	Al Michaels	Lee Grosscup	Lynn Swann
Nov. 17, 1984	Georgia	Auburn	W 21-12	ESPN			
Dec. 1, 1984	Alabama	Birmingham	L 15-17	ABC	Al Michaels	Lee Grosscup	Lynn Swann
Dec. 27, 1984	Arkansas [Liberty]	Memphis	W 21-15	KATZ	Curt Gowdy	Len Dawson	
Sept. 7, 1985	Louisiana-Lafayette	Auburn	W 49-7	WTBS	Bob Neal	Tim Foley	
Sept. 28, 1985	Tennessee	Knoxville	L 20-38	ABC			
Oct. 5, 1985	Ole Miss	Auburn	W 41-0	ESPN	Jim Kelley	Paul McGuire	
Oct. 12, 1985	Florida State	Auburn	W 59-27	WTBS	Bob Neal	Tim Foley	
Oct. 19, 1985	Georgia Tech	Atlanta	W 17-14	CBS	Jim Thacker	Steve Davis	
Nov. 16, 1985	Georgia	Athens	W 24-10	ABC (R)			
Nov. 30, 1985	Alabama	Birmingham	L 23-25	ABC	Keith Jackson	Frank Broyles	
Jan. 1, 1986	Texas A&M [Cotton]	Dallas	L 16-36	CBS	Brent Musburger	Ara Parseghian	
Sept. 27, 1986	Tennessee	Auburn	W 34-8	WTBS			
Oct. 11, 1986	Vanderbilt	Nashville	W 31-9	WTBS	Bob Neal	Tim Foley	
Oct. 25, 1986	Mississippi State	Starkville	W 35-6	ESPN	Mike Patrick	Pat McInalley	
Nov. 8, 1986	Cincinnati	Auburn	W 52-7	ABC (R)	Corey McPherrin	Lynn Swann	Mike Adamle
Nov. 15, 1986	Georgia	Auburn	L 16-20	ESPN	Mike Patrick	Pat McInalley	Tim Brando
Nov. 29, 1986	Alabama	Birmingham	W 21-17	ABC	Keith Jackson	Tim Brandt	
Jan. 1, 1987	Southern Cal [Citrus]	Orlando	W 16-7	ABC			
Sept. 5, 1987	Texas	Auburn	W 31-3	ESPN			
Sept. 26, 1987	Tennessee	Knoxville	T 20-20	WTBS	Bob Neal	Tim Foley	
Oct. 10, 1987	Vanderbilt	Auburn	W 48-15	WTBS	Bob Neal	Tim Foley	
Oct. 31, 1987	Florida	Auburn	W 29-6	ESPN	Jim Kelly	Kevin Kiley	
Nov. 7, 1987	Florida State	Auburn	L 6-34	CBS	Brent Musburger	Pat Haden	
Nov. 14, 1987	Georgia	Athens	W 27-11	ESPN			
Nov. 27, 1987	Alabama	Birmingham	W 10-0	CBS	Jim Lampley	Tim Brandt	
Jan. 1, 1988	Syracuse [Sugar]	New Orleans	T 16-16	ABC			
Sept. 10, 1988	Kentucky	Auburn	W 20-10	WTBS	Bob Neal	Tim Foley	
Sept. 24, 1988	Tennessee	Auburn	W 38-6	CBS	Verne Lundquist	Pat Haden	Pat O'Brien
Oct. 8, 1988	LSU	Baton Rouge	L 6-7	ESPN	Mike Patrick	Kevin Kiley	Chris Fowler
Oct. 29, 1988	Florida	Gainesville	W 16-0	ESPN	Roger Twibell	Lee Corso	Chuck Brookfield
Nov. 12, 1988	Georgia	Auburn	W 20-10	CBS	Brent Musburger	Pat Haden	John Dockery

Televised Games

Date	Opponent	Site	Result	Network	Play-by-Play	Analyst	Sideline
Nov. 25, 1988	Alabama	Auburn	W 15-10	CBS	Tim Brandt	John Dockery	James Brown
Jan. 2, 1989	Florida State [Sugar]	New Orleans	L 7-13	ABC	Frank Gifford	Lynn Swann	Mike Adamle
Sept. 30, 1989	Tennessee	Knoxville	L 14-21	CBS	Jim Nantz	Pat Haden	John Dockery
Oct. 7, 1989	Kentucky	Lexington	W 24-12	TBS	Bob Neal	Tim Foley	
Oct. 14, 1989	LSU	Auburn	W 10-6	CBS	Jim Nantz	Pat Haden	John Dockery
Oct. 21, 1989	Florida State	Tallahassee	L 14-22	ESPN	Ron Franklin	Kevin Kiley	
Nov. 4, 1989	Florida	Auburn	W 10-7	ESPN	Ron Franklin	Kevin Kiley	
Nov. 18, 1989	Georgia	Athens	W 20-3	TBS	Bob Neal	Tim Foley	
Dec. 2, 1989	Alabama	Auburn	W 30-20	CBS	Jim Nantz	Pat Haden	John Dockery
Jan. 1, 1989	Ohio St. [Hall of Fame]	Orlando	W 31-14	NBC			
Sept. 29, 1990	Tennessee	Auburn	T 26-26	ESPN	Ron Franklin	Gary Danielson	
Oct. 20, 1990	Florida State	Auburn	W 20-17	ESPN	Ron Franklin	Gary Danielson	
Nov. 3, 1990	Florida	Gainesville	L 7-48	ESPN	Ron Franklin	Gary Danielson	
Nov. 17, 1990	Georgia	Auburn	W 33-10	ESPN	Sean McDonough	Mike Gottfried	
Dec. 1, 1990	Alabama	Birmingham	L 7-16	CBS	Jim Nantz	Tim Brandt	John Dockery
Dec. 29, 1990	Indiana [Peach]	Atlanta	W 27-23	ABC	Gary Bender	Lynn Swann	
Sept. 21, 1991	Texas	Austin	W 14-10	ESPN	Ron Franklin	Mike Gottfried	
Sept. 28, 1991	Tennessee	Knoxville	L 21-30	ESPN	Ron Franklin	Mike Gottfried	
Oct. 5, 1991	Southern Miss	Auburn	L 9-10	TBS	Bob Neal	Tim Foley	
Oct. 26, 1991	Mississippi State	Auburn	L 17-24	ABC (R)	Gary Bender	Lynn Swann	
Nov. 2, 1991	Florida	Auburn	L 10-31	ABC (R)	Keith Jackson	Bob Griese	Jack Arute
Nov. 16, 1991	Georgia	Athens	L 27-37	TBS			
Nov. 30, 1991	Alabama	Birmingham	L 6-13	ESPN			
Sept. 19, 1992	LSU	Auburn	W 30-28	JP (R)	Bob Carpenter	Tim Foley	Bob Kessler
Oct. 17, 1992	Florida	Gainesville	L 9-24	ABC (R)	Steve Zabriskie	Bo Schembechler	
Nov. 14, 1992	Georgia	Auburn	L 10-14	ABC (R)	Mark Jones	John Spagnola	
Nov. 26, 1992	Alabama	Birmingham	L 0-17	ABC	Brent Musburger	Dick Vermeil	Julie Moran
Sept. 3, 1994	Ole Miss	Oxford	W 22-17	JP (R)	Bob Carpenter	Dave Rowe	
Sept. 17, 1994	LSU	Auburn	W 30-26	JP (R)	Bob Carpenter	Tim Foley	Bob Kesling
Sept. 29, 1994	Kentucky	Auburn	W 41-14	ESPN	Mike Patrick	Mike Gottfried	Dr. Jerry Punch
Oct. 8, 1994	Mississippi State	Starkville	W 42-18	ABC (R)	Terry Gannon	John Spagnola	
Oct. 15, 1994	Florida	Gainesville	W 36-33	ABC (R)	Brent Musburger	Dick Vermeil	Jack Arute
Oct. 29, 1994	Arkansas	Auburn	W 31-14	JP (R)	Bob Carpenter	Dave Rowe	Bob Kessler
Nov. 12, 1994	Georgia	Auburn	T 23-23	ESPN	Ron Franklin	Mike Gottfried	Mike Adamle
Nov. 19, 1994	Alabama	Birmingham	L 14-21	ABC (R)	Keith Jackson	Bob Griese	Lynn Swann
Oct. 14, 1995	Florida	Auburn	L 38-49	ABC (R)	Terry Gannon	Tim Brant	John Spagnola
Oct. 28, 1995	Arkansas	Auburn	L 28-30	ESPN	Ron Franklin	Mike Gottfried	Mike Adamle
Nov. 11, 1995	Georgia	Athens	W 37-31	ESPN	Brad Nessler	Gary Danielson	Adrian Karsten
Nov. 18, 1995	Alabama	Auburn	W 31-27	ESPN	Ron Franklin	Mike Gottfried	Mike Adamle
Jan. 1, 1996	Penn State [Outback]	Tampa	L 14-43	ESPN	Ron Franklin	Mike Gottfried	Adrian Karsten
Sept. 14, 1996	Ole Miss	Oxford	W 45-27	JP/ESPN2	Tim Brando	Dave Rowe	Bob Kessler
Sept. 21, 1996	LSU	Auburn	L 15-19	ESPN	Ron Franklin	Mike Gottfried	Kellen Winslow
Oct. 5, 1996	South Carolina	Auburn	W 28-24	CBS (R)	Jim Nantz	Terry Donahue	Michele Tafoya
Oct. 12, 1996	at Mississippi State	Starkville	W 49-15	JP (R)	Tim Brando	Dave Rowe	Bob Kesling
Oct. 19, 1996	at Florida	Gainesville	L 10-51	CBS (R)	Jim Nantz	Terry Donahue	Michele Tafoya
Nov. 2, 1996	Arkansas	Auburn	W 28-7	ESPN2	Dave Barnett	Todd Christensen	Pam Ward
Nov. 16, 1996	Georgia (4OT)	Auburn	L 49-56	CBS (R)	Sean McDonough	Mike Mayock	Gus Johnson
Nov. 23, 1996	Alabama	Birmingham	L 23-24	ESPN	Ron Franklin	Mike Gottfried	Kellen Winslow
Dec. 31, 1996	Army [Independence]	Shreveport	W 32-29	ESPN			
Sept. 4, 1997	Virginia	Charlottesville	W 28-17	ESPN	Mike Patrick	Mike Gottfried	Dr. Jerry Punch
Sept. 13, 1997	Ole Miss	Auburn	W 19-9	JP/ESPN2	Bob Kesling	Dave Rowe	Warren Pepper
Sept. 20, 1997	LSU	Baton Rouge	W 31-28	ESPN	Ron Franklin	Mike Gottfried	Adrian Karsten
Oct. 4, 1997	South Carolina	Columbia	W 23-6	JP (R)	Tim Brando	Dave Rowe	Bob Kesling
Oct. 18, 1997	Florida	Auburn	L 10-24	CBS	Sean McDonough	Terry Donahue	Michele Tafoya
Oct. 25, 1997	Arkansas	Fayetteville	W 26-21	ESPN2	Ron Franklin	Mike Gottfried	Adrian Karsten
Nov. 15, 1997	Georgia	Athens	W 45-34	ESPN	Ron Franklin	Mike Gottfried	Adrian Karsten
Nov. 22, 1997	Alabama	Auburn	W 18-17	ESPN	Ron Franklin	Mike Gottfried	Adrian Karsten
Dec. 2, 1997	Tennessee [SEC]	Atlanta	L 29-30	ABC	Keith Jackson	Bob Griese	Lynn
Jan. 2, 1998	Clemson [Peach]	Atlanta	W 21-17	ESPN	Dave Barnett	Bill Curry	Dave Ryan
Sept. 3, 1998	Virginia	Auburn	L 0-19	ESPN	Mike Tirico	Mike Gottfried	Dr. Jerry Punch
Sept. 12, 1998	Ole Miss	Oxford	W 17-0	FoxSS (R)	Dave Neal	Charles Davis	Ralph Sheheen
Sept. 19, 1998	LSU	Auburn	L 19-31	ESPN	Ron Franklin	Mike Gottfried	Adrian Karsten
Oct. 3, 1998	Tennessee	Auburn	L 9-17	CBS	Sean McDonough	Terry Donahue	Mike Mayock
Oct. 10, 1998	Mississippi State	Starkville	L 21-38	JP (R)	Bob Kesling	Dave Rowe	David Logan
Oct. 17, 1998	Florida	Gainesville	L 3-24	CBS	Sean McDonough	Terry Donahue	Mike Mayock
Nov. 14, 1998	Georgia	Auburn	L 17-28	ESPN	Ron Franklin	Mike Gottfried	Adrian Karsten
Nov. 21, 1998	at Alabama	Birmingham	L 17-31	ESPN	Ron Franklin	Mike Gottfried	Adrian Karsten
Sept. 18, 1999	at LSU	Baton Rouge	W 41-7	ESPN	Ron Franklin	Mike Gottfried	Adrian Karsten
Sept. 25, 1999	Ole Miss (OT)	Auburn	L 17-24	JP (R)	Dave Neal	Dave Rowe	Greg Bowser
Oct. 2, 1999	at Tennessee	Knoxville	L 0-24	ESPN	Ron Franklin	Mike Gottfried	Adrian Karsten
Oct. 9, 1999	Mississippi State	Auburn	L 16-18	JP (R)	Dave Neal	Dave Rowe	Greg Bowser
Oct. 16, 1999	Florida	Auburn	L 14-32	ESPN	Steve Levy	Todd Christensen	Holly Rowe
Oct. 30, 1999	at Arkansas	Fayetteville	L 10-34	JP (R)	Dave Neal	Dave Rowe	Greg Bowser
Nov. 13, 1999	at Georgia	Athens	W 38-21	ESPN2	Steve Levy	Todd Christensen	Holly Rowe

Televised Games

Date	Opponent	Site	Result	Network	Play-by-Play	Analyst	Sideline	
Nov. 20, 1999	Alabama	Auburn	L	17-28	ESPN	Ron Franklin	Mike Gottfried	Adrian Karsten
Aug. 31, 2000	Wyoming	Auburn	W	35-21	ESPN	Mike Tirico	Lee Corso/ Kirk Herbstreit	Dr. Jerry Punch
Sept. 9, 2000	Ole Miss	Oxford	W	35-27	ESPN2	Ron Franklin	Mike Gottfried	Adrian Karsten
Sept. 16, 2000	LSU	Auburn	W	34-17	ESPN	Ron Franklin	Mike Gottfried	Adrian Karsten
Oct. 7, 2000	Mississippi State	Starkville	L	10-17	CBS (R)	Craig Bolderjack	Dean Blevins	
Oct. 14, 2000	Florida	Gainesville	L	7-38	CBS	Verne Lundquist	Todd Blackledge	Jill Arrington
Nov. 11, 2000	Georgia (OT)	Auburn	W	29-26	ESPN	Dave Barnett	Bill Curry	Michelle Tafoya
Nov. 18, 2000	Alabama	Tuscaloosa	W	9-0	CBS	Verne Lundquist	Todd Blackledge	Jill Arrington
Dec. 2, 2000	Florida [SEC]	Atlanta	L	6-28	ABC	Brent Musburger	Gary Danielson	Jack Arute
Jan. 1, 2001	Michigan [Citrus]	Orlando	L	28-31	ABC	Sean Grande	David Norrie	Chip Tarkenton
Sept. 8, 2001	Ole Miss	Auburn	W	27-21	JP (R)	Dave Steele	Dave Rowe	Warren Pepper
Sept. 22, 2001	Syracuse	Syracuse	L	14-31	ESPN	Mike Tirico	Mike Golic	Dave Ryan
Oct. 6, 2001	Mississippi State	Auburn	W	16-14	ESPN2	Dave Barnett	Bill Curry/ Mike Golic	Dave Ryan
Oct. 13, 2001	Florida	Auburn	W	23-20	ESPN	Ron Franklin	Mike Gottfried	Adrian Karsten
Oct. 27, 2001	Arkansas	Fayetteville	L	17-42	JP (R)	Dave Neal	Dave Rowe	Charles Davis
Nov. 10, 2001	Georgia	Athens	W	24-21	CBS	Verne Lundquist	Todd Blackledge	Jill Arrington
Nov. 17, 2001	Alabama	Auburn	L	7-31	CBS	Craig Bolderjack	Andre Ware	
Dec. 1, 2001	LSU	Baton Rouge	L	14-27	ESPN	Ron Franklin	Mike Gottfried	Adrian Karsten
Dec. 31, 2001	North Carolina [Peach]	Atlanta	L	10-16	ESPN			
Sept. 2, 2002	Southern Cal	Los Angeles	L	17-24	ABC	Keith Jackson	Dan Fouts	Todd Harris
Sept. 13, 2002	Vanderbilt	Auburn	W	31-6	JP (R)	Dave Neal	Dave Rowe	Dave Baker
Sept. 19, 2002	Mississippi State	Starkville	W	42-14	ESPN	Chris Fowler	Lee Corso/ Kirk Herbstreit	Dr. Jerry Punch
Sept. 28, 2002	Syracuse (3OT)	Auburn	W	37-34	ESPN2	Jeff Hullinger	Todd Christensen	Stacy Paetz
Oct. 12, 2002	Arkansas	Auburn	L	17-38	JP (R)	Dave Neal	Dave Rowe	Dave Baker
Oct. 19, 2002	Florida (OT)	Gainesville	L	23-30	ESPN	Ron Franklin	Mike Gottfried	
Oct. 26, 2002	LSU	Auburn	W	31-7	JP (R)	Dave Neal	Dave Rowe	Dave Baker
Nov. 2, 2002	Ole Miss	Oxford	W	31-24	JP (R)	Dave Neal	Dave Rowe	Dave Baker
Nov. 16, 2002	Georgia	Auburn	L	21-24	CBS	Vern Lunquest	Todd Blackledge	Jill Arrington
Nov. 23, 2002	Alabama	Tuscaloosa	W	17-7	CBS	Ron Franklin	Mike Gottfried	Adrian Karsten
Jan. 1, 2003	Penn State [Capital One]	Orlando	W	13-9	ABC	Sean McDonough	David Norrie	Mike Mayock
Aug. 30, 2003	Southern Cal	Los Angeles	L	0-23	CBS	Verne Lundquist	Todd Blackledge	Jill Arrington
Sept. 6, 2003	Georgia Tech	Atlanta	L	3-17	ABC	Gary Thorne	David Norrie	
Sept. 13, 2003	Vanderbilt	Nashville	W	45-7	JP (R)	Dave Neal	Dave Rowe	Dave Baker
Oct. 4, 2003	Tennessee	Auburn	W	28-21	ESPN	Ron Franklin	Mike Gottfried	Adrian Karsten
Oct. 11, 2003	Arkansas	Fayetteville	W	10-3	JP (R)	Dave Neal	Dave Rowe	Dave Baker
Oct. 25, 2003	LSU	Baton Rouge	L	7-31	ESPN	Ron Franklin	Mike Gottfried	Adrian Karsten
Nov. 8, 2003	Ole Miss	Auburn	L	20-24	CBS	Verne Lundquist	Todd Blackledge	Jill Arrington
Nov. 15, 2003	Georgia	Athens	L	7-26	CBS	Verne Lundquist	Todd Blackledge	Jill Arrington
Nov. 22, 2003	Alabama	Auburn	W	28-23	ESPN	Ron Franklin	Mike Gottfried	Adrian Karsten
Dec. 31, 2003	Wisconsin [Music City]	Nashville	W	28-14	ESPN	Pam Ward	Chris Spielman	Matt Winer
Sept. 11, 2004	Mississippi State	Starkville	W	43-14	JP (R)	Dave Neal	Dave Rowe	Dave Baker
Sept. 18, 2004	LSU	Auburn	W	10-9	CBS	Craig Bolderjack	Randy Cross	Dewayne Ballen
Oct. 2, 2004	Tennessee	Knoxville	W	34-10	ESPN	Ron Franklin	Mike Gottfried	Erin Andrews
Oct. 16, 2004	Arkansas	Auburn	W	38-20	CBS	Verne Lundquist	Todd Blackledge	Tracy Wolfson
Oct. 30, 2004	Ole Miss	Oxford	W	35-14	ESPN	Ron Franklin	Mike Gottfried	Erin Andrews
Nov. 13, 2004	Georgia	Auburn	W	24-6	CBS	Verne Lundquist	Todd Blackledge	Tracy Wolfson
Nov. 20, 2004	Alabama	Tuscaloosa	W	21-13	CBS	Verne Lundquist	Todd Blackledge	Tracy Wolfson
Dec. 4, 2004	Tennessee [SEC]	Atlanta	W	38-28	CBS	Verne Lundquist	Todd Blackledge	Tracy Wolfson
Jan. 3, 2005	Virginia Tech [Sugar]	New Orleans	W	16-13	ABC	Mike Tirico	Tim Brandt/ Terry Bowden	Suzie Shuster
Sept. 3, 2005	Georgia Tech	Auburn	L	14-23	ESPN	Ron Franklin	Bob Davie	Holly Rowe
Sept. 10, 2005	Mississippi State	Auburn	W	28-0	JP (R)	Dave Neal	Dave Rowe	Dave Baker
Oct. 1, 2005	South Carolina	Auburn	W	48-7	ESPN2	Sean McDonough	Mike Gottfried	Sam Ryan
Oct. 22, 2005	LSU (OT)	Baton Rouge	L	17-20	ESPN	Ron Franklin	Bob Davie	Holly Rowe
Oct. 29, 2005	Ole Miss	Auburn	W	27-3	JP (R)	Dave Neal	Dave Rowe	Dave Baker
Nov. 12, 2005	Georgia	Athens	W	31-30	ESPN	Ron Franklin	Bob Davie	Holly Rowe
Nov. 19, 2005	Alabama	Auburn	W	28-18	CBS	Verne Lundquist	Todd Blackledge	Tracy Wolfson
Jan. 2, 2006	Wisconsin [Capital One]	Orlando	L	10-24	ABC	Ron Franklin	Bob Davie	Holly Rowe
Sept. 2, 2006	Washington State	Auburn	W	40-14	ESPN2	Ron Franklin	Ed Cunningham	Dr. Jerry Punch
Sept. 9, 2006	Mississippi State	Starkville	W	34-0	LFS (R)	Dave Neal	Dave Rowe	Dave Baker
Sept. 16, 2006	LSU	Auburn	W	7-3	CBS	Craig Bolderjack	Steve Beuerlein	
Sept. 28, 2006	South Carolina	Columbia	W	24-17	ESPN	Chris Fowler	Kirk Herbstreit	Erin Andrews
Oct. 7, 2006	Arkansas	Auburn	L	10-27	CBS	Craig Bolderjack	Steve Beuerlein	
Oct. 14, 2006	Florida	Auburn	W	27-17	ESPN	Mike Patrick	Todd Blackledge	Holly Rowe
Oct. 28, 2006	Ole Miss	Oxford	W	23-17	LFS (R)	Dave Neal	Dave Rowe	Dave Baker
Nov. 11, 2006	Georgia	Auburn	L	15-37	LFS (R)	Dave Neal	Dave Rowe	Dave Baker
Nov. 18, 2006	Alabama	Tuscaloosa	W	22-15	CBS	Verne Lundquist	Gary Danielson	Tracy Wolfson
Jan. 1, 2007	Nebraska [AT&T Cotton]	Dallas	W	17-14	FOX	Pat Summerall	Brian Baldinger	Krista Voda
Sept. 1, 2007	Kansas State	Auburn	W	23-13	ESPN	Ron Franklin	Ed Cunningham	Holly Rowe
Sept. 8, 2007	South Florida	Auburn	L	23-26	ESPN2	Dan Fouts	Tim Brandt	Todd Harris
Sept. 15, 2007	Mississippi State	Auburn	L	14-19	LFS (R)	Dave Neal	Dave Archer	Dave Baker
Sept. 29, 2007	Florida	Gainesville	W	20-17	ESPN	Mike Patrick	Todd Blackledge	Holly Rowe
Oct. 6, 2007	Vanderbilt	Auburn	W	35-7	LFS (R)	Dave Neal	Dave Archer	Dave Baker

Televised Games

Oct. 13, 2007	Arkansas	Fayetteville	W	9-7	ESPN	Mike Patrick	Todd Blackledge	Holly Rowe
Oct. 20, 2007	LSU	Baton Rouge	L	24-30	ESPN	Mike Patrick	Todd Blackledge	Holly Rowe
Nov. 10, 2007	Georgia	Athens	L	20-45	CBS	Verne Lundquist	Gary Danielson	Tracy Wolfson
Nov. 24, 2007	Alabama	Auburn	W	17-10	ESPN	Mike Patrick	Todd Blackledge	Holly Rowe
Dec. 31, 2007	Clemson [Chick-fil-A] (OT)	Atlanta	W	23-20	ESPN	Brad Nessler	Bob Griese/ Paul Maguire	Bonnie Bernstein
Sept. 6, 2008	Southern Miss	Auburn	W	27-13	Raycom (R)	Dave Neal	Dave Archer	Dave Baker
Sept. 13, 2008	Mississippi State	Starkville	W	3-2	ESPN2	Mark Jones	Bob Davie	
Sept. 20, 2008	LSU	Auburn	L	16-21	ESPN	Mike Patrick	Todd Blackledge	Holly Rowe
Sept. 27, 2008	Tennessee	Auburn	W	14-12	CBS	Vern Lunquest	Gary Danielson	Tracy Wolfson
Oct. 4, 2008	Vanderbilt	Nashville	L	13-14	ESPN	Brent Musburger	Kirk Herbstreit	Lisa Salters
Oct. 23, 2008	West Virginia	Morgantown	L	17-34	ESPN	Rece Davis	Mark May/ Lou Holtz	Erin Andrews
Nov. 1, 2008	Ole Miss	Oxford	L	7-17	Raycom (R)	Dave Neal	Dave Archer	Dave Baker
Nov. 15, 2008	Georgia	Auburn	L	13-17	Raycom (R)	Dave Neal	Dave Archer	Dave Baker
Nov. 29, 2008	Alabama	Tuscaloosa	L	0-36	CBS	Verne Lundquist	Gary Danielson	Tracy Wolfson
Sept. 5, 2009	Louisiana Tech	Auburn	W	37-13	ESPNU	Eric Collins	Brock Huard	Beth Mowins
Sept. 12, 2009	Mississippi State	Auburn	W	49-24	Fox SS (R)	Bob Rathbun	Dave Archer	Jenn Hildreth
Sept. 19, 2009	West Virginia	Auburn	W	41-30	ESPN2	Mark Jones	Bob Davie	
Sept. 26, 2009	Ball State	Auburn	W	54-30	Fox SS (R)	Bob Rathbun	Dave Archer	Jenn Hildreth
Oct. 3, 2009	Tennessee	Knoxville	W	26-22	ESPN	Brad Nessler	Todd Blackledge	Erin Andrews
Oct. 10, 2009	Arkansas	Fayetteville	L	23-44	ESPN	Dave Pasche	Bob Griese/ Chris Spielman	
Oct. 17, 2009	Kentucky	Auburn	L	14-21	ESPNU	Eric Collins	Brock Huard	
Oct. 24, 2009	LSU	Baton Rouge	L	10-31	ESPN2	Mark Jones	Bob Davie	
Oct. 31, 2009	Ole Miss	Auburn	W	33-20	SEC Net (R)	Dave Neal	Andre Ware	Cara Capuano
Nov. 14, 2009	Georgia	Athens	L	24-31	ESPN2	Mark Jones	Bob Davie	
Nov. 27, 2009	Alabama	Auburn	L	21-26	CBS	Craig Bolerjack	Steve Beuerlein	
Jan. 1, 2010	Northwestern [Outback] (OT)	Tampa	W	38-35	ESPN	Dave Pasch	Bob Griese/ Chris Spielman	Rob Stone
Sept. 4, 2010	Arkansas State	Auburn	W	52-26	Fox SS (R)	Bob Rathbun	Tim Couch	Jenn Hildreth
Sept. 9, 2010	Mississippi State	Starkville	W	17-14	ESPN	Rece Davis	Craig James/ Jesse Palmer	Jenn Brown
Sept. 18, 2010	Clemson (OT)	Auburn	W	27-24	ESPN	Brent Musburger	Kirk Herbstreit	Erin Andrews
Sept. 25, 2010	South Carolina	Auburn	W	35-27	ESPN ESPN 3D	Joe Tessitore Brad Nessler	Tim Brown Todd Blackledge	Tom Luginbill Holly Rowe
Oct. 2, 2010	Louisiana-Monroe	Auburn	W	52-3	ESPN3D	Joe Tessitore	Tim Brown	Ray Bentley
Oct. 9, 2010	Kentucky	Lexington	W	37-34	ESPNU	Clay Matvick	Herm Edwards	Elizabeth Moreau
Oct. 16, 2010	Arkansas	Auburn	W	65-43	ESPN2	Mark Jones	Bob Davie	
Oct. 23, 2010	LSU	Auburn	W	24-17	CBS	Verne Lundquist	Gary Danielson	Tracy Wolfson
Oct. 30, 2010	Ole Miss	Oxford	W	51-31	ESPN2	Mark Jones	Bob Davie	Quint Kessenick
Nov. 13, 2010	Georgia	Auburn	W	49-31	CBS	Verne Lundquist	Gary Danielson	Tracy Wolfson
Nov. 26, 2010	Alabama	Tuscaloosa	W	28-27	CBS	Verne Lundquist	Gary Danielson	Tracy Wolfson
Dec. 4, 2010	South Carolina [SEC]	Atlanta	W	56-17	CBS	Verne Lundquist	Gary Danielson	Tracy Wolfson
Jan. 10, 2011	Oregon [BCS Championship]	Glendale	W	22-19	ESPN	Brent Musburger	Kirk Herbstreit	Erin Andrews/ Tom Rinaldi
					ESPN3D	Joe Tessitore	Tim Brown/ Todd Blackledge	Wendi Nix
Sept. 3, 2011	Utah State	Auburn	W	42-38	ESPN2	Beth Mowins	Mike Bellotti	
Sept. 10, 2011	Mississippi State	Auburn	W	41-34	SEC Net. (R)	Dave Neal	Andre Ware	Cara Capuano
Sept. 17, 2011	Clemson	Clemson	L	24-38	ABC	Dave Pasch	Chris Spielman/ Urban Meyer	Quint Kessenick
Sept. 24, 2011	Florida Atlantic	Auburn	W	30-14	Fox SS (R)	Bob Rathbun	Tim Couch	Kristina Akra
Oct. 1, 2011	South Carolina	Columbia	W	16-13	CBS	Spero Dedes	Steve Beuerlein	Otis Livingston
Oct. 8, 2011	Arkansas	Fayetteville	L	14-38	ESPN	Brad Nessler	Todd Blackledge	Holly Rowe
Oct. 15, 2011	Florida	Auburn	W	17-6	ESPN	Brad Nessler	Todd Blackledge	Holly Rowe
Oct. 22, 2011	LSU	Baton Rouge	L	10-45	CBS	Verne Lundquist	Gary Danielson	Tracy Wolfson
Oct. 29, 2011	Ole Miss	Auburn	W	41-23	ESPNU			
Nov. 12, 2011	Georgia	Athens	L	7-45	CBS	Verne Lundquist	Gary Danielson	Tracy Wolfson
Nov. 26, 2011	Alabama	Auburn	L	14-42	CBS	Verne Lundquist	Gary Danielson	Tracy Wolfson
Dec. 31, 2011	Virginia [Chick-fil-A]	Atlanta	W	43-24	ESPN/3D	Brad Nessler	Todd Blackledge	Holly Rowe
Sept. 1, 2012	Clemson	Atlanta	L	19-26	ESPN	Brad Nessler	Todd Blackledge	Holly Rowe
Sept. 8, 2012	Mississippi State	Starkville	L	10-28	ESPN/3D	Dave Pasch	Brian Griese	Jenn Brown
Sept. 15, 2012	ULM (OT)	Auburn	W	31-28	SEC Net. (R)	Dave Neal	Andre Ware	Cara Capuano
Sept. 22, 2012	LSU	Auburn	L	10-12	ESPN	Brad Nessler	Todd Blackledge	Holly Rowe
Oct. 6, 2012	Arkansas	Auburn	L	7-24	ESPN2	Beth Mowins	Joey Galloway	Tom Luginbill
Oct. 13, 2012	Ole Miss	Oxford	L	20-41	SEC Net. (R)	Dave Neal	Andre Ware	Angela Mallen
Oct. 20, 2012	Vanderbilt	Nashville	L	13-17	SEC Net. (R)	Dave Neal	Andre Ware	Cara Capuano
Oct. 27, 2012	Texas A&M	Auburn	L	21-63	ESPNU	Clay Matvick	Matt Stinchcomb	Allison Williams
Nov. 3, 2012	New Mexico State	Auburn	W	42-7	CSS (R)	Matt Stewart	Chris Doering	Angela Mallen
Nov. 10, 2012	Georgia	Auburn	L	0-38	ESPN2	Mark Jones	Brock Huard	Allison Williams
Nov. 24, 2012	Alabama	Tuscaloosa	L	0-49	CBS	Verne Lundquist	Gary Danielson	Tracy Wolfson
Aug. 31, 2013	Washington State	Auburn	W	31-24	ESPNU	Clay Matvick	Matt Stinchcomb	Dawn Davenport
Sept. 7, 2013	Arkansas State	Auburn	W	38-9	FSN	Bob Rathbun	Tim Couch	Elizabeth Moreau
Sept. 14, 2013	Mississippi State	Auburn	W	24-20	ESPN2	Mark Jones	Brock Huard	Maria Taylor
Sept. 21, 2013	LSU	Baton Rouge	L	21-35	ESPN	Brad Nessler	Todd Blackledge	Holly Rowe

Televised Games

Date	Opponent	Site	Result	Network	Play-by-Play	Analyst	Sideline
Oct. 5, 2013	Ole Miss	Auburn	W 30-22	ESPNU	Clay Matvick	Matt Stinchcomb	Dawn Davenport
Oct. 19, 2013	Texas A&M	College Station	W 45-41	CBS	Verne Lundquist	Gary Danielson	Tracy Wolfson
Oct. 26, 2013	Florida Atlantic	Auburn	W 45-10	FSN	Bob Rathbun	Tim Couch	Elizabeth Moreau
Nov. 2, 2013	Arkansas	Fayetteville	W 35-17	ESPN2	Joe Tessitore	Matt Millen	Maria Taylor
Nov. 9, 2013	Tennessee	Knoxville	W 55-23	ESPN	Dave Pasch	Brian Griese	Tom Luginbill
Nov. 16, 2013	Georgia	Auburn	W 43-38	CBS	Verne Lundquist	Gary Danielson	Tracy Wolfson
Nov. 30, 2013	Alabama	Auburn	W 34-28	CBS	Verne Lundquist	Gary Danielson	Tracy Wolfson
Dec. 7, 2013	Missouri [SEC]	Atlanta	W 59-42	CBS	Verne Lundquist	Gary Danielson	Tracy Wolfson
Jan. 6, 2014	Florida St. [BCS Championship]	Pasadena	L 31-34	ESPN	Brent Musberger	Kirk Herbstreit	Tom Rinaldi
Aug. 30, 2014	Arkansas	Auburn	W 45-21	SECN	Brent Musberger	Jesse Palmer	Maria Taylor
Sept. 6, 2014	San Jose' State	Auburn	W 59-13	ESPN2	Dave Pasch	Brian Griese	Tom Luginbill
Sept. 18, 2014	Kansas State	Manhattan	W 20-14	ESPN	Dave Pasch	Jesse Palmer/ David Pollack	Samantha Ponder
Sept. 27, 2014	Louisiana Tech	Auburn	W 45-17	SECN	Brent Musberger	Jesse Palmer	Maria Taylor
Oct. 4, 2014	LSU	Auburn	W 41-7	ESPN	Brad Nessler	Todd Blackledge	Holly Rowe
Oct. 11, 2014	Mississippi State	Starkville	L 23-38	CBS	Verne Lundquist	Gary Danielson	Allie LaForce
Oct. 25, 2014	South Carolina	Auburn	W 42-35	SECN	Brent Musberger	Jesse Palmer	Maria Taylor
Nov. 1, 2014	Ole Miss	Oxford	W 35-31	ESPN	Brad Nessler	Todd Blackledge	Holly Rowe
Nov. 8, 2014	Texas A&M	Auburn	L 38-41	CBS	Carter Blackburn	Aaron Taylor	Jamie Erdahl
Nov. 15, 2014	Georgia	Athens	L 7-34	ESPN	Brad Nessler	Todd Blackledge	Holly Rowe
Nov. 22, 2014	Samford	Auburn	W 31-7	ESPNU	Clay Matvick	Anthony Becht	
Nov. 29, 2014	Alabama	Tuscaloosa	L 44-55	SECN	Brent Musberger	Jesse Palmer	Maria Taylor
Jan. 1, 2015	Wisconsin (OT) [Outback]	Tampa	L 31-34	ESPN2	Bob Wischusen	Matt Millen	Quint Kessenich
Sept. 5, 2015	Louisville	Atlanta	W 31-24	CBS	Verne Lundquist	Gary Danielson	Allie LaForce
Sept. 12, 2015	Jacksonville State	Auburn	W27-20 [OT]	SECN	Dave Neal	Matt Stinchcomb	Dawn Davenport
Sept. 19, 2015	LSU	Baton Rouge	L 21-45	CBS	Verne Lundquist	Gary Danielson	Allie LaForce
Sept. 26, 2015	Mississippi State	Auburn	L 9-17	ESPN2	Mark Jones	Rod Gilmore	Quint Kessenich
Oct. 3, 2015	San Jose' State	Auburn	W 35-21	SECN	Dave Neal	Matt Stinchcomb	Kayce Smith
Oct. 15, 2015	Kentucky	Lexington	W 30-27	ESPN	Dave Flemming	Mack Brown	Allison Williams
Oct. 24, 2015	Arkansas	Fayetteville	L 46-54 [4OT]	SECN	Tom Hart	Andre Ware	Kevin Weidl
Oct. 31, 2015	Ole Miss	Auburn	L 19-27	ESPN	Dave Pasch	Brian Griese	Tom Luginbill
Nov. 7, 2015	Texas A&M	College Station	W 26-10	SECN	Brent Musberger	Jesse Palmer	Maria Taylor
Nov. 14, 2015	Georgia	Auburn	L 13-20	CBS	Carter Blackburn	Aaron Taylor	Jenny Dell
Nov. 21, 2015	Idaho	Auburn	W 56-34	SECN	Mike Couzens	Cole Cubelic	Kevin Weidl
Nov. 28, 2015	Alabama	Auburn	L 13-29	CBS	Verne Lundquist	Gary Danielson	Allie LaForce
Dec. 30, 2015	Memphis [Birmingham]	Birmingham	W 31-10	ESPN	Beth Mowins	Anthony Becht	Paul Carcaterra
Sept. 3, 2016	Clemson	Auburn	L 13-19	ESPN	Brent Musberger	Jesse Palmer	Kaylee Hartung
Sept. 10, 2016	Arkansas State	Auburn	W 51-14	SECN	Brent Musberger	Jesse Palmer	Jannine Edwards
Sept. 17, 2016	Texas A&M	Auburn	L 16-29	ESPN	Dave Flemming	Brian Griese	Todd McShay
Sept. 24, 2016	LSU	Auburn	W 18-13	ESPN	Mark Jones	Rod Gilmore	Quint Kessenich
Oct. 1, 2016	ULM	Auburn	W 58-7	SECN	Taylor Zazour	Jordan Rodgers	Lauren Sisler
Oct. 8, 2016	Mississippi State	Starkville	W 38-14	ESPN	Tom Hart	Andre Ware	Cole Cubelic
Oct. 22, 2016	Arkansas	Auburn	W 56-3	ESPN	Joe Tessitore	Todd Blackledge	Holly Rowe
Oct. 29, 2016	Ole Miss	Oxford	W 40-29	SECN	Brent Musberger	Jesse Palmer	Kaylee Hartung
Nov. 5, 2016	Vanderbilt	Auburn	W 23-16	ESPN	Mike Patrick	Ed Cunningham	Jerry Punch
Nov. 12, 2016	Georgia	Athens	L 7-13	CBS	Verne Lundquist	Gary Danielson	Allie LaForce
Nov. 19, 2016	Alabama A&M	Auburn	W 55-0	SECN	Taylor Zazour	Clint Stoerner	Lauren Sisler
Nov. 26, 2016	Alabama	Tuscaloosa	L 12-30	CBS	Verne Lundquist	Gary Danielson	Allie LaForce
Jan. 2, 2017	Oklahoma [Sugar]	New Orleans	L 19-35	ESPN	Brent Musberger	Jesse Palmer	Kaylee Hartung
Sept. 2, 2017	Georgia Southern	Auburn	W 41-7	SECN	Tom Hart	Jordan Rodgers	Cole Cubelic
Sept. 9, 2017	Clemson	Clemson	L 6-14	ESPN	Steve Levy	Brian Griese	Todd McShay
Sept. 16, 2017	Mercer	Auburn	W 24-10	SECN	Joel Myers	Brian Kinchen	Gabe Gross
Sept. 23, 2017	Missouri	Columbia	W 51-14	ESPNU	Mark Neely	Ray Bentley	
Sept. 30, 2017	Mississippi State	Auburn	W 49-10	ESPN	Dave Flemming	Brian Griese	Todd McShay
Oct. 7, 2017	Ole Miss	Auburn	W 44-23	SECN	Tom Hart	Jordan Rodgers	Cole Cubelic
Oct. 14, 2017	LSU	Baton Rouge	L 23-27	CBS	Brad Nessler	Gary Danielson	Allie LaForce
Oct. 21, 2017	Arkansas	Fayetteville	W 52-20	SECN	Tom Hart	Jordan Rodgers	Cole Cubelic
Nov. 4, 2017	Texas A&M	College Station	W 42-27	ESPN	Beth Mowins	Anthony Becht	Rocky Boiman
Nov. 11, 2017	Georgia	Auburn	W 40-17	CBS	Brad Nessler	Gary Danielson	Allie LaForce
Nov. 18, 2017	ULM	Auburn	W 42-14	ESPN2	Jason Benetti	Kelly Stouffer	Kris Budden
Nov. 25, 2017	Alabama	Auburn	W 26-14	CBS	Brad Nessler	Gary Danielson	Allie LaForce
Dec. 2, 2017	Georgia [SEC]	Atlanta	L 7-28	CBS	Brad Nessler	Gary Danielson	Allie LaForce
Jan. 1, 2018	UCF [Chick-fil-A Peach]	Atlanta	L 27-34	ESPN	Dave Flemming	Brock Huard	Allison Williams
Sept. 1, 2018	Washington	Atlanta	W 21-16	ABC	Steve Levy	Brian Griese	Todd McShay
Sept. 8, 2018	Alabama State	Auburn	W 63-9	SECN	Mark Neely	Barrett Jones	Taylor Davis
Sept. 15, 2018	LSU	Auburn	L 21-22	CBS	Brad Nessler	Gary Danielson	Jamie Erdahl
Sept. 22, 2018	Arkansas	Auburn	W 34-3	SECN	Tom Hart	Jordan Rodgers	Cole Cubelic
Sept. 29, 2018	Southern Miss	Auburn	W 24-13	SECN	Dave Neal	D.J. Shockley	Dawn Davenport
Oct. 6, 2018	Mississippi State	Starkville	L 9-23	ESPN2	Mark Jones	Dusty Dvoracek	Molly McGrath
Oct. 13, 2018	Tennessee	Auburn	L 24-30	SECN	Dave Neal	D.J. Shockley	Dawn Davenport
Oct. 20, 2018	Ole Miss	Oxford	W 31-16	ESPN	Adam Amin	Rod Gilmore	Quint Kessenich
Nov. 3, 2018	Texas A&M	Auburn	W 28-24	ESPN	Bob Wischusen	Brock Huard	Allison Williams
Nov. 10, 2018	Georgia	Athens	L 10-27	ESPN	Sean McDonough	Todd Blackledge	Holly Rowe
Nov. 17, 2018	Liberty	Auburn	W 53-0	SECN	Richard Cross	Hutson Mason	Taylor Davis
Nov. 24, 2018	Alabama	Tuscaloosa	L 21-52	CBS	Brad Nessler	Gary Danielson	Jamie Erdahl
Dec. 28, 2018	Purdue [Music City]	Nashville	W 63-14	ESPN	Anish Shroff	Ahmad Brooks	Roddy Brooks

Televised Games

Date	Opponent	Site	Result	Network	Play-by-Play	Analyst	Sideline
Aug. 31, 2019	Oregon	Dallas	W 27-21	ABC	Chris Fowler	Kirk Herbstreit	Maria Taylor
Sept. 7, 2019	Tulane	Auburn	W 24-6	ESPN2	Jason Bennett	Rod Gilmore	Quint Kessenrich
Sept. 14, 2019	Kent State	Auburn	W 55-16	ESPN2	Anish Shroff	Ahmad Brooks	Kris Budden
Sept. 21, 2019	Texas A&M	College Station	W 28-20	CBS	Carter Blackburn	Rick Neuheisel	John Schriffen
Sept. 28, 2019	Mississippi State	Auburn	W 56-23	ESPN	Sean McDonough	Todd Blackledge	Holly Rowe
Oct. 5, 2019	Florida	Gainesville	L 13-24	CBS	Brad Nessler	Gary Danielson	Jamie Erdahl
Oct. 19, 2019	Arkansas	Fayetteville	W 51-10	SECN	Taylor Zarzour	Matt Stinchcomb	Alyssa Lang
Oct. 26, 2019	LSU	Baton Rouge	L 20-23	CBS	Brad Nessler	Gary Danielson	Jamie Erdahl
Nov. 2, 2019	Ole Miss	Auburn	W 20-14	ESPN	Sean McDonough	Todd Blackledge	Holly Rowe
Nov. 16, 2019	Georgia	Auburn	L 14-21	CBS	Brad Nessler	Gary Danielson	Jamie Erdahl
Nov. 23, 2019	Samford	Auburn	W 52-0	SECN	Taylor Zarzour	Matt Stinchcomb	Alyssa Lang
Nov. 30, 2019	Alabama	Auburn	W 48-45	CBS	Brad Nessler	Gary Danielson	Jamie Erdahl
Jan. 1, 2020	Minnesota	Tampa	L 24-31	ESPN	Jason Bennett	Rod Gilmore	Quint Kessenrich
Sept. 26, 2020	Kentucky	Auburn	W 29-13	SECN	Tom Hart	Jordan Rodgers	Cole Cubelic
Oct. 3, 2020	Georgia	Athens	L 6-27	ESPN	Chris Fowler	Kirk Herbstreit	Allison Williams
Oct. 10, 2020	Arkansas	Auburn	W 30-28	ESPN	Taylor Zarzour	Matt Stinchcomb	Lauren Sisler
Oct. 17, 2020	South Carolina	Columbia	L 22-30	ESPN	Dave Pasch	Greg McElroy	Holly Rowe
Oct. 24, 2020	Ole Miss	Oxford	W 35-28	SECN	Tom Hart	Jordan Rodgers	Cole Cubelic
Oct. 31, 2020	LSU	Auburn	W 48-11	CBS	Brad Nessler	Gary Danielson	Jamie Erdahl
Nov. 21, 2020	Tennessee	Auburn	W 30-17	ESPN	Joe Tessitore	Greg McElroy	Allison Williams
Nov. 28, 2020	Alabama	Tuscaloosa	L 13-42	CBS	Brad Nessler	Gary Danielson	Jamie Erdahl
Dec. 5, 2020	Texas A&M	Auburn	L 20-31	ESPN	Sean McDonough	Todd Blackledge	Allison Williams/ Todd McShay
Dec. 12, 2020	Mississippi State	Starkville	W 24-10	SECN	Tom Hart	Jordan Rodgers	Cole Cubelic
Jan. 1, 2021	Northwestern	Orlando	L 19-35	ABC	Dave Flemming	Rod Gilmore	Paul Carcatera
Sept. 4, 2021	Akron	Auburn	W 60-10	ESPN+	Mike Corey	Ben Hartsock	Taylor Davis
Sept. 11, 2021	Alabama State	Auburn	W 62-0	SECN	Dave Neal	Deuce McAllister	Andraya Carter
Sept. 18, 2021	Penn State	State College	L 20-28	ABC	Chris Fowler	Kirk Herbstreit	Holly Rowe
Sept. 25, 2021	Georgia State	Auburn	W 34-24	SECN	Dave Neal	Deuce McAllister	Andraya Carter
Oct. 2, 2021	LSU	Baton Rouge	W 24-19	ESPN	Joe Tessitore	Greg McElroy	Katie George
Oct. 9, 2021	Georgia	Auburn	L 10-34	CBS	Noah Eagle	Rick Neuheisel	Jenny Dell
Oct. 16, 2021	Arkansas	Fayetteville	W 38-23	CBS	Noah Eagle	Aaron Murray Rick Neuheisel	Jenny Dell
Oct. 30, 2021	Ole Miss	Auburn	W 31-20	ESPN	Sean McDonough	Todd Blackledge	Molly McGrath
Nov. 6, 2021	Texas A&M	College Station	L 3-20	CBS	Brad Nessler	Gary Danielson	Jamie Erdahl
Nov. 13, 2021	Mississippi State	Auburn	L 34-43	ESPN	Bob Wischusen	Jordan Rodgers	Kris Budden
Nov. 20, 2021	South Carolina	Columbia	L 17-21	ESPN	Mark Jones	Robert Griffin III	Quint Kessenrich
Nov. 27, 2021	Alabama	Auburn	L 22-24/OT	CBS	Brad Nessler	Gary Danielson	Jamie Erdahl
Dec. 28, 2021	Houston	Birmingham	L 13-17	ESPN	Taylor Zarzour	Eric MacLain	Taylor Davis
Sept. 3, 2022	Mercer	Auburn	W 42-16	ESPN+	Mike Corey	Aaron Murray	Nicole Rigoni
Sept. 10, 2022	San Jose' State	Auburn	W 24-16	ESPNU	Brian Custer	Dustin Fox	Lauren Sisler
Sept. 17, 2022	Penn State	Auburn	L 12-41	CBS	Brad Nessler	Gary Danielson	Jenny Dell
Sept. 24, 2022	Missouri	Auburn	W17-14/OT	ESPN	Mark Jones	Robert Griffin III	Quint Kessenrich
Oct. 1, 2022	LSU	Auburn	L 17-21	ESPN	Joe Tessitore	Greg McElroy	Katie George
Oct. 8, 2022	Georgia	Athens	L 10-42	CBS	Tom McCarthy	Rick Neuheisel	Sherree Burrus
Oct. 15, 2022	Ole Miss	Oxford	L 34-48	ESPN	Bob Wischusen	Dan Orlovsky	Kris Budden
Oct. 29, 2022	Arkansas	Auburn	L 27-41	SECN	Dave Neal	Deuce McAllister	Andraya Carter
Nov. 5, 2022	Mississippi State	Starkville	L33-39/OT	ESPN2	Tom Hart	Jordan Rodgers	Cole Cubelic
Nov. 12, 2022	Texas A&M	Auburn	W 13-10	SECN	Tom Hart	Jordan Rodgers	Cole Cubelic
Nov. 19, 2022	Western Kentucky	Auburn	W 41-17	SECN	Dave Neal	Deuce McAllister	Andraya Carter
Nov. 26, 2022	Alabama	Tuscaloosa	L 27-49	CBS	Brad Nessler	Gary Danielson	Jenny Dell

Televised Games

TV Record By Opponents

Akron.....	1-0
Alabama.....	19-27
Alabama A&M.....	1-0
Alabama State.....	2-0
Arizona.....	1-0
Arkansas.....	16-10
Arkansas State.....	3-0
Army.....	1-0
Ball State.....	1-0
Baylor.....	1-0
Boston College.....	1-0
Cincinnati.....	1-0
Clemson.....	3-4
Colorado.....	1-0
Florida.....	9-14
Florida Atlantic.....	2-0
Florida State.....	3-4
Georgia.....	18-24-1
Georgia Southern.....	1-0
Georgia State.....	1-0
Georgia Tech.....	1-3
Houston.....	0-2
Idaho.....	1-0
Indiana.....	1-0
Jacksonville State.....	1-0
Kansas State.....	2-0
Kent State.....	1-0
Kentucky.....	6-1
Liberty.....	1-0
LSU.....	14-18
Louisiana-Monroe/ULM.....	4-0
Louisiana Tech.....	2-0
Louisville.....	1-0
Memphis.....	1-0
Mercer.....	2-0
Miami (Fla.).....	0-1
Michigan.....	1-1
Minnesota.....	0-1
Mississippi State.....	17-11
Missouri.....	3-1
Nebraska.....	1-1
New Mexico State.....	1-0
North Carolina.....	0-1
Northwestern.....	1-1
Ohio State.....	1-0
Oklahoma.....	0-2
Ole Miss.....	25-6
Oregon.....	2-0
Penn State.....	1-3
Purdue.....	1-0
Samford.....	2-0
San Jose' State.....	3-0
South Carolina.....	8-2
South Florida.....	0-1
Southern California.....	1-2
Southern Miss.....	2-1
SW Louisiana.....	1-0
Syracuse.....	1-1-1
Tennessee.....	15-8-2
Texas.....	3-2
Texas A&M.....	7-5
Tulane.....	1-0
UCF.....	0-1
Utah State.....	1-0
Vanderbilt.....	6-3
Virginia.....	2-1
Virginia Tech.....	1-0
Washington.....	1-0
Washington State.....	2-0
West Virginia.....	1-1
Western Kentucky.....	1-0
Wisconsin.....	1-2
Wyoming.....	1-0

Breakdown of Auburn's Television Appearances

Total Television Games (412).....	239-169-4
National Cable (198).....	128-67-3
National Network (131).....	61-69-1
National Streaming (2).....	2-0
Regional (71).....	44-27
Home (192).....	133-57-2
Away (144).....	69-74-1
Neutral Site (76).....	37-38-1
ABC (60).....	24-35-1
CBS (85).....	39-46
CSS (1).....	1-0
ESPN (121).....	67-52-2
ESPN2 (28).....	20-8
ESPN3D (5).....	4-1
ESPNU (9).....	7-2
ESPN+/SEC+(2).....	2-0
FOX (1).....	1-0
Fox Sports South (7).....	7-0
Hughes (1).....	0-1
KATZ (2).....	1-1
NBC (5).....	3-2
Raycom* (31).....	21-10
SEC Network (37).....	31-6
TBS (12).....	9-2-1

* Previously JP Sports and Lincoln Financial

Pay-Per-View Games (2000-13)

2000	Northern Illinois.....	W
2000	Vanderbilt.....	W
2000	Louisiana Tech.....	W
2000	Arkansas.....	W
2001	Louisiana Tech.....	W
2002	Western Carolina.....	W
2002	Louisiana Monroe.....	W
2003	Western Kentucky.....	W
2004	Louisiana-Monroe.....	W
2004	Louisiana Tech.....	W
2005	Louisiana Tech.....	W
2005	Ball State.....	W
2006	Arkansas State.....	W
2007	New Mexico State.....	W
2007	Ole Miss.....	W
2008	Louisiana-Monroe.....	W
2008	Arkansas.....	L
2009	Furman.....	W
2010	Chattanooga.....	W
2011	Samford.....	W
2012	Alabama A&M.....	W
2013	Western Carolina.....	W

ESPN GameDay Appearances

GameDay at Auburn (6-3)

Date	Result	Opponent
Nov. 18, 1995	W, 31-27	Alabama
Oct. 18, 1997	L, 10-24	Florida
Nov. 13, 2004	W, 24-6	Georgia
Oct. 14, 2006	W, 27-17	Florida
Sept. 20, 2008	L, 16-21	LSU
Sept. 18, 2010	W, 27-24 (OT)	Clemson
Nov. 26, 2011	L, 14-42	Alabama
Nov. 30, 2013	W, 34-28	Alabama
Nov. 25, 2017	W, 26-14	Alabama

On-site Appearances (10-13)

Date	Result	Opponent	Location
Nov. 19, 1994	L, 14-21	Alabama	Birmingham, AL
Nov. 18, 1995	W, 31-27	Alabama	Auburn
Nov. 23, 1996	L, 23-24	Alabama	Birmingham, AL
Oct. 18, 1997	L, 10-24	Florida	Auburn
Oct. 2, 2004	W, 34-10	Tennessee	Knoxville, TN
Nov. 13, 2004	W, 24-6	Georgia	Auburn
Dec. 4, 2004	W, 38-28	Tennessee [SEC Champ]	Atlanta, GA
Oct. 14, 2006	W, 27-17	Florida	Auburn
Sept. 20, 2008	L, 16-21	LSU	Auburn
Oct. 4, 2008	L, 13-14	Vanderbilt	Nashville, TN
Sept. 18, 2010	W, 27-24 (OT)	Clemson	Auburn
Jan. 10, 2011	W, 22-19	Oregon [BCS Champ]	Glendale, AZ
Nov. 26, 2011	L, 14-42	Alabama	Auburn
Nov. 30, 2013	W, 34-28	Alabama	Auburn
Jan. 6, 2014	L, 31-34	Florida State [BCS Champ]	Pasadena, CA
Oct. 11, 2014	L, 23-38	Mississippi State	Starkville, MS
Nov. 29, 2014	L, 44-55	Alabama	Tuscaloosa, AL
Nov. 25, 2017	W, 26-14	Alabama	Auburn
Aug. 31, 2019	W, 27-21	Oregon	Dallas, TX
Oct. 5, 2019	L, 13-24	Florida	Gainesville, FL
Oct. 3, 2020	L, 6-27	Georgia	Athens, GA
Nov. 28, 2020	L, 13-42	Alabama	Tuscaloosa, AL
Sept. 18, 2021	L, 20-28	Penn State	State College, PA

Miscellaneous Records

Auburn in the Final Polls

AP: 1942 - 16th	COACHES
1953 - 17th	1955 - 8th
1954 - 13th	1957 - 2nd
1955 - 8th	1958 - 4th
1957 - 1st	1959 - 19th
1958 - 4th	1960 - 14th
1960 - 13th	1963 - 6th
1963 - 5th	1969 - 15th
1968 - 16th	1970 - 9th
1969 - 20th	1971 - 5th
1970 - 10th	1972 - 7th
1971 - 12th	1974 - 6th
1972 - 5th	1982 - 14th
1974 - 8th	1983 - 3rd
1979 - 16th	1984 - 14th
1982 - 14th	1986 - 8th
1983 - 3rd	1987 - 7th
1984 - 14th	1988 - 7th
1986 - 6th	1989 - 6th
1987 - 7th	1990 - 19th
1988 - 8th	1995 - 21st
1989 - 6th	1996 - 25th
1990 - 19th	1997 - 11th
1993 - 4th	2000 - 20th
1994 - 9th	2002 - 16th
1995 - 22nd	2004 - 2nd
1996 - 24th	2005 - 14th
1997 - 11th	2006 - 8th
2000 - 18th	2007 - T14th
2002 - 14th	2010 - 1st
2004 - 2nd	2013 - 2nd
2005 - 14th	2014 - 23rd
2006 - 9th	2016 - 22nd
2007 - 15th	2017 - 12th
2010 - 1st	2019 - 14th
2013 - 2nd	
2014 - 22nd	
2016 - 24th	
2017 - 10th	
2019 - 14th	

Auburn's Record In ...

Site	Record	Pct.
Alabama (762)	537-207-18	.717
Arkansas (15)	9-6	.600
Arizona (2)	1-1	.500
California (3)	0-3	.000
Cuba (1)	0-0-1	.500
Washington D.C. (2)	0-1-1	.250
Florida (71)	30-41	.423
Georgia (194)	93-90-11	.508
Kansas (2)	2-0	1.000
Kentucky (17)	13-4	.765
Louisiana (59)	18-34-7	.364
Massachusetts (2)	0-2	.000
Michigan (1)	1-0	1.000
Mississippi (52)	37-14-1	.721
Missouri (1)	1-0	1.000
North Carolina (4)	2-2	.500
Nebraska (1)	0-1	.000
New Jersey (1)	0-1	.000
New York (4)	0-4	.000
Pennsylvania (4)	1-2-1	.375
South Carolina (24)	14-9-1	.604
Tennessee (53)	21-29-3	.425
Texas (24)	11-12-1	.479
Virginia (3)	2-0-1	.833
West Virginia (1)	0-1	.000
Wisconsin (1)	0-0-1	.500

Auburn's Record ...

Site	Record	Pct.
Home (515)	407-100-8	.798
Away (427)	202-205-20	.496
Neutral (362)	184-159-19	.535

Auburn in Domes

Site	Record	Pct.
Astrodome	0-1	.000
ATT Stadium	1-0	1.000
Carrier Dome	0-1	.000
Georgia Dome	7-4	.636
Mercedes-Benz	1-2	.333
Superdome	2-2-1	.500
Univ. of Phoenix	1-0	1.000
TOTALS	12-10-1	.543

Auburn on Artificial Turf

57-57-3 (.500)
Last game: at Birmingham Bowl
(12/28/2021)

The Last Time Auburn had an Overall Record of ...

0-1: 2016	5-0: 2019
0-2: 2012	5-1: 2019
0-3: 1950	5-2: 2021
0-4: 1950	5-3: 2020
0-5: 1950	5-4: 2020
0-6: 1950	5-5: 2015
0-7: 1950	5-6: 2022
0-8: 1950	5-7: 2022
0-9: 1950	
0-10: 1950	6-0: 2010
	6-1: 2019
	6-2: 2021
1-0: 2022	6-3: 2021
1-1: 2020	6-4: 2021
1-2: 2016	6-4: 2021
1-3: 2012	6-5: 2021
1-4: 2012	6-6: 2021
1-5: 2012	6-7: 2021
1-6: 2012	
1-7: 2012	7-0: 2010
1-8: 1928	7-1: 2014
	7-2: 2019
	7-3: 2019
2-0: 2022	7-4: 2018
2-1: 2022	7-5: 2018
2-2: 2020	7-6: 2015
2-3: 1981	
2-4: 1976	8-0: 2010
2-5: 1998	8-1: 2013
2-6: 1998	8-2: 2017
2-7: 2012	8-3: 2019
2-8: 2012	8-4: 2016
	8-5: 2018
3-0: 2019	
3-1: 2022	9-0: 2010
3-2: 2022	9-1: 2013
3-3: 2022	9-2: 2017
3-4: 2022	9-3: 2019
3-5: 2022	9-4: 2019
3-6: 2022	
3-7: 1998	
3-8: 2012	10-0: 2010
3-9: 2012	10-1: 2013
	10-2: 2017
4-0: 2019	10-3: 2017
4-1: 2021	10-4: 2017
4-2: 2021	
4-3: 2018	11-0: 2010
4-4: 2015	11-1: 2013
4-5: 2008	11-2: 2006
4-6: 2022	
	12-0: 2010
	12-1: 2013
	12-2: 2013
	13-0: 2010
	14-0: 2010
0-1: 2018	3-0: 2017
0-2: 2015	3-1: 2021
0-3: 2012	3-2: 2021
0-4: 2012	3-3: 2021
0-5: 2012	3-4: 2021
0-6: 2012	3-5: 2021
0-7: 2012	
0-8: 2012	4-0: 2010
	4-1: 2017
1-0: 2022	4-2: 2020
1-1: 2022	4-3: 2019
1-2: 2022	4-4: 2014
1-3: 2022	
1-4: 2022	5-0: 2010
1-5: 2022	5-1: 2017
1-6: 1998	5-2: 2020
1-7: 1998	5-3: 2020
	5-4: 2020
2-0: 2019	
2-1: 2021	6-0: 2010
2-2: 2020	6-1: 2017
2-3: 2018	6-2: 2006
2-4: 2015	6-4: 2020
2-5: 2022	
2-6: 2022	7-0: 2010
	7-1: 2017
	8-0: 2010

The last time Auburn had an SEC record of ...

0-1: 2018	3-0: 2017
0-2: 2015	3-1: 2021
0-3: 2012	3-2: 2021
0-4: 2012	3-3: 2021
0-5: 2012	3-4: 2021
0-6: 2012	3-5: 2021
0-7: 2012	
0-8: 2012	4-0: 2010
	4-1: 2017
1-0: 2022	4-2: 2020
1-1: 2022	4-3: 2019
1-2: 2022	4-4: 2014
1-3: 2022	
1-4: 2022	5-0: 2010
1-5: 2022	5-1: 2017
1-6: 1998	5-2: 2020
1-7: 1998	5-3: 2020
	5-4: 2020
2-0: 2019	
2-1: 2021	6-0: 2010
2-2: 2020	6-1: 2017
2-3: 2018	6-2: 2006
2-4: 2015	6-4: 2020
2-5: 2022	
2-6: 2022	7-0: 2010
	7-1: 2017
	8-0: 2010

Auburn's Milestone Games

Game	Season	Game	Opponent	Result	Score
1	1892	first	Georgia (Atlanta, Ga.)	W	10-0
50	1903	second	SAMFORD	W	58-0
100	1910	fourth	Texas	L	0-9
200	1922	seventh	Georgia (Columbus, Ga.)	W	7-3
250	1928	second	CLEMSON	L	0-6
300	1933	fifth	Tulane	W	13-7
400	1942	eleventh	CLEMSON	W	41-13
500	1954	third	Kentucky	L	14-21
600	1963	eleventh	Nebraska (Miami, Fla.)	L	7-13
700	1973	fourth	OLE MISS	W	14-7
750	1977	eighth	FLORIDA	W	29-14
800	1982	third	TENNESSEE	W	24-14
900	1990	sixth	FLORIDA STATE	W	20-17
1,000	1999	second	IDAHO	W	30-23
1,100	2007	second	SOUTH FLORIDA [OT]	L	23-26
1,200	2014	eleventh	SAMFORD	W	31-7
1,300	2022	eighth	ARKANSAS	L	27-41

*The 2022 Iron Bowl was Auburn's 1,304th football game

Auburn's Milestone Wins

Game	Season	Game	Opponent	Result	Score
1	1892	first	Georgia (Atlanta, Ga.)	W	10-0
50	1908	seventh	Georgia (Montgomery)	W	23-0
100	1917	first	SAMFORD	W	53-0
200	1937	eleventh	Michigan State (Miami, Fla.)	W	6-0
250	1952	ninth	CLEMSON	W	3-0
300	1959	second	HARDIN-SIMMONS	W	35-12
400	1973	first	Oregon State (Birmingham)	W	18-9
500	1987	fourth	North Carolina	W	20-10
600	2000	second	Ole Miss	W	35-27
700	2010	eleventh	GEORGIA	W	49-31

*Auburn's 2022 win over Ole Miss was the 793rd win in school history

*Auburn's Overtime Games (8-8)

Date	OTs	Opponent	Location	Result	Score
Nov. 16, 1996	4	Georgia	Auburn	L	49-56
Sept. 25, 1999	1	Ole Miss	Auburn	L	17-24
Nov. 11, 2000	1	Georgia	Auburn	W	29-26
Oct. 20, 2001	1	Louisiana Tech	Auburn	W	48-41
Sept. 28, 2002	3	Syracuse	Auburn	W	37-34
Nov. 19, 2002	1	Florida	Gainesville, Fla.	L	23-30
Oct. 22, 2005	1	LSU	Baton Rouge, La.	L	17-20
Sept. 8, 2007	1	South Florida	Auburn	L	23-26
Dec. 31, 2007	1	Clemson	Atlanta, Ga. (Chick-fil-A)	W	23-20
Jan. 1, 2010	1	Northwestern	Tampa, Fla. (Outback)	W	38-35
Sept. 18, 2010	1	Clemson	Auburn	W	27-24
Sept. 15, 2012	1	ULM	Auburn	W	31-28
Jan. 1, 2015	1	Wisconsin	Tampa, Fla. (Outback)	L	31-34
Sept. 12, 2015	1	Jacksonville St.	Auburn	W	27-20
Oct. 24, 2015	4	Arkansas	Fayetteville, Ark.	L	46-54
Nov. 27, 2021	4	Alabama	Auburn	L	22-24
Sept. 24, 2022	1	Missouri	Auburn	W	17-14
Nov. 5, 2022	1	Mississippi St.	Starkville, Miss.	L	33-39

Auburn's Record By Decade

	Overall			PCT	SEC			PCT
	W	L	T		W	L	T	
1890s.....	18	9	4	.645	--	--	--	---
1900s.....	37	24	4	.600	--	--	--	---
1910s.....	60	16	4	.775	--	--	--	---
1920s.....	40	43	7	.483	--	--	--	---
1930s.....	54	39	9	.574	22	18	5	.544
1940s.....	34	47	7	.426	12	37	4	.264
1950s.....	63	37	3	.626	36	30	3	.544
1960s.....	65	37	2	.635	38	26	1	.592
1970s.....	72	38	2	.652	39	23	1	.627
1980s.....	86	31	2	.731	40	21	1	.653
1990s.....	72	40	3	.639	40	35	3	.532
2000s.....	88	39	0	.693	52	28	0	.650
2010s.....	87	45	0	.659	45	35	0	.563
2020s.....	17	20	0	.459	8	10	0	.444

Auburn Streaks

Auburn's Longest Winning Streaks

W	TIME PERIOD	ENDED
1.	20...9/2/1993-11/5/1994	Georgia (T, 23-23, 11/12/1994)
2.	17...1/1/2010-9/10/2011	at Clemson (L, 24-38, 9/17/2011)
17...	11/10/1956-10/11/1958	at Georgia Tech (T, 7-7, 10/18/1958)
4.	15...11/22/2003-1/3/2005	Georgia Tech (L, 14-23, 9/3/2005)
15...	10/4/1913-11/14/1914	Georgia [at Atlanta, Ga.] (T, 0-0, 11/21/1914)
6.	11...11/28/1970-11/13/1971	Alabama [at Birmingham] (L, 7-31, 11/27/1971)
7.	10...9/24/1983-1/1/1984	Miami [at E. Rutherford, NJ] (L, 18-20, 8/28/1984)
10...	11/26/1931-11/19/1932	South Carolina [at B'ham] (T, 20-20, 12/3/1932)
9.	9...10/23/1954-10/1/1955	Kentucky [at Birmingham] (T, 14-14, 10/8/1955)
9...	11/1/1919-10/23/1920	Georgia [at Columbus, Ga.] (L, 0-7, 10/30/1920)
9...	10/5/2013-12/7/2013	Florida State [BCS at Pasadena, Cal] (L 31-34 2/6/2014)

Auburn's Longest Unbeaten Streaks

G	TIME PERIOD	ENDED
1.	24...11/10/1956-11/29/1958	at Tennessee (L, 0-3, 9/26/1959)
2.	23...10/4/1913-11/6/1915	Vanderbilt [at Birmingham] (L, 0-17, 11/13/1913)
3.	21...9/2/1993-11/12/1994	Alabama [at Birmingham] (L, 14-21, 11/19/1994)
4.	17...1/1/2010-9/10/2011	at Clemson (L, 24-38, 9/17/2011)
5.	15...11/22/2003-1/3/2005	Georgia Tech (L, 14-23, 9/3/2005)
6.	13...11/26/1931-9/29/1933	at Georgia Tech (L, 6-16, 10/14/1933)
7.	12...10/28/1989-10/27/1990	at Florida (L, 7-48, 11/3/1990)
8.	11...11/28/1970-11/13/1971	Alabama [at Birmingham] (L, 7-31, 11/27/1971)
11...	10/23/1954-10/15/1955	at Tulane (L, 13-27, 10/29/1955)
10...	11/29/1986-10/31/1987	Florida State (L, 6-34, 11/7/1987)
10...	9/24/1983-1/1/1984	Miami [at E. Rutherford, NJ] (L, 18-20, 8/28/1984)

Auburn's Longest Losing Streaks

L	TIME PERIOD	ENDED
1.	10...9/22/1950-12/2/1950	Vanderbilt (W, 24-14, 9/29/1951)
2.	9...10/9/1948-9/23/1949	Florida [at Mobile, Ala.] (T, 14-14, 10/8/1949)
3.	8...11/6/1926-10/22/1927	at Samford (T, 9-9, 10/29/1927)
4.	6...11/10/1951-10/4/1952	Wofford (W, 54-7, 10/11/1952)
6...	10/18/1947-11/22/1947	USM [at Montgomery, Ala.] (W, 20-14, 9/24/1948)
6...	10/19/1946-11/23/1946	at Florida (W, 47-12, 11/30/1946)
6...	11/12/1927-10/20/1928	Samford (W, 25-6, 10/27/1928)
8.	5...9/25/1999-11/5/1999	Central Florida (W, 28-10, 11/6/1999)
5...	10/18/1952-11/15/1952	Clemson (W, 3-0, 11/22/1952)
5...	10/6/1934-11/3/1934	at Georgia Tech (W, 18-6, 11/10/1934)
5...	11/2/1929-9/26/1930	Spring Hill (W, 13-0, 10/4/1930)
5...	10/26/1906-11/29/1906	Samford (W, 23-0, 10/5/1907)
5...	9/22/2012-10/27/2012	New Mexico State (W, 42-7, 11/3/2012)
5...	11/6/2021-12/28/2021	Mercer (W, 42-16, 9/3/2022)
5...	10/1/2022-11/5/2022	Texas A&M (W, 13-10, 11/12/2022)

Auburn's Longest Winless Streaks

G	TIME PERIOD	ENDED
1.	16...11/6/1926-10/20/1928	Samford (W, 25-6, 10/27/1928)
2.	14...10/2/1948-10/29/1949	Mississippi State (W, 25-6, 11/5/1949)
3.	10...9/22/1950-12/2/1950	Vanderbilt (W, 24-14, 9/29/1951)
4.	6...11/1/1975-9/18/1976	Tennessee [at Birmingham] (W, 38-28, 9/25/1976)
6...	11/10/1951-10/4/1952	Wofford (W, 54-7, 10/11/1952)
6...	10/18/1947-11/22/1947	USM [at Montgomery, Ala.] (W, 20-14, 9/24/1948)
6...	10/19/1946-11/23/1946	at Florida (W, 47-12, 11/30/1946)
8.	5...10 times	

Auburn's Longest Streaks Without Being Shut Out

G	TIME PERIOD (Record)	G	TIME PERIOD (Record)
1.	149 10/4/1980-11/14/1992 (101-44-4)	7.	44 10/9/1999-1/1/2003 (27-17)
2.	129 8/31/2013-present (79-50)	8.	38 9/25/1953-10/27/1956 (26-10-2)
3.	74 9/6/2003-11-15/2008 (55-19)	9.	36 11/27/1976-9/20/1980 (22-13-1)
4.	58 12/2/1967-9/22/1973 (45-13)	10.	24 11/10/1956-11/29/1958 (23-0-1)
5.	54 9/2/1993-10/25/1997 (43-10-1)	11.	23 12/19/1973-11/15/1975 (14-8-1)
6.	49 9/5/2009-11/10/2012 (32-17)	23	11/14/1931-12/2/1933 (16-6-1)
		23	10/5/1912-11/14/1914 (21-1-1)

Auburn's Longest Home Winning Streaks

W	TIME PERIOD	ENDED
1.	30...11/22/1952-11/19/1960	Kentucky (L, 12-14, 10/7/1961)
2.	19...9/27/1919-10/2/1926	Stetson (L, 0-6, 9/24/1927)
3.	18...10/9/1909-10/19/1918	Camp Griffin (L, 0-26, 10/26/1918)
4.	16...9/10/1988-9/8/1990	Tennessee (T, 26-26, 9/29/1990)
5.	14...11/17/2012-10/25/2014	Texas A&M (L, 38-41, 11/8/2014)
14...	10/1/1983-10/26/1985	Florida (L, 10-14, 11/2/1985)
7.	13...9/2/1993-11/5/1994	Georgia (T, 23-23, 11/12/1994)
13...	9/24/2016-9/8/2018	LSU (L, 21-22, 9/15/2018)
8.	12...8/31/2000-10/20/2001	Alabama (L, 7-31, 11/17/2001)
12...	9/18/1971-10/6/1973	LSU (L, 6-20, 10/13/1973)
11.	11...11/9/1940-10/4/1947	Louisiana Tech (T, 13-13, 10/2/1948)
12.	10...10/27/1928-11/21/1936	Florida (T, 7-7, 11/20/1939)
13.	9...9/10/2005-9/23/2006	Arkansas (L, 10-27, 10/7/2005)
9...	11/22/2003-11/13/2004	Georgia Tech (L, 9/3/2005)
9...	10/5/1963-11/14/1964	Baylor (L, 8-14, 9/18/1965)

Auburn's Longest Home Unbeaten Streaks

G	TIME PERIOD	ENDED
1.	30...11/22/1952-11/19/1960	Kentucky (L, 12-14, 10/7/1961)
2.	24...10/27/1928-11/5/1949	SE Louisiana (L, 0-6, 10/7/1950)
3.	20...9/10/1988-10/20/1990	Southern Miss (L, 12-14, 11/10/1990)
4.	19...9/27/1919-10/2/1926	Stetson (L, 0-6, 9/24/1927)
5.	18...10/9/1909-10/19/1918	Camp Griffin (L, 0-26, 10/26/1918)
6.	17...9/2/1993-10/7/1995	Florida (L, 38-49, 10/14/1995)
7.	14...11/17/2012-10/25/2014	Texas A&M (L, 38-41, 11/8/2014)
14...	10/1/1983-10/26/1985	Florida (L, 10-14, 11/2/1985)
9.	13...9/24/2016-9/8/2018	LSU (L, 22-21, 9/15/2018)
10.	12...8/31/2000-10/20/2001	Alabama (L, 7-31, 11/17/2001)
12...	9/18/1971-10/6/1973	LSU (L, 6-20, 10/13/1973)
12.	10...11/24/1962-11/14/1964	Baylor (L, 8-14, 9/18/1965)
13.	9...9/10/2005-9/23/2006	Arkansas (L, 10-27, 10/7/2005)
9...	11/22/2003-11/13/2004	Georgia Tech (L, 9/3/2005)
9...	10/28/1978-9/20/1980	Tennessee (L, 0-42, 9/27/1980)

Auburn's Longest Home Losing Streaks

L	TIME PERIOD	ENDED
1.	3...11/28/2015-9/17/2016	LSU (W, 18-13, 9/24/2016)
3...	9/22/2012-10/27/2012	New Mexico St. (W, 42-7, 11/3/2012)
3...	9/25/1999-10/16/1999	Central Florida (W, 28-10, 11/6/1999)
3...	9/3/1998-10/2/1998	La. Tech (W, 32-17, 10/24/1998)
3...	10/5/1991-11/2/1991	SW Louisiana (W, 50-7, 11/9/1991)
3...	11/5/1977-10/21/1978	Wake Forest (W, 21-7, 10/28/1978)
3...	9/13/1975-11/1/1975	Miss. State (T, 21-21, 11/18/1975)
3...	10/7/1950-11/25/1950	Vanderbilt (W, 24-14, 9/29/1951)
3...	9/24/1927-10/6/1928	Samford (W, 25-6, 10/27/1928)
9.	2...9/8/2007-9/15/2007	New Mexico St. (W, 55-20, 9/22/2007)
2...	11/16/2002-8/30/2003	Western Kentucky (W, 48-3, 9/27/2003)
2...	10/18/1997-11/1/1997	Alabama (W, 18-17, 11/22/1997)
2...	9/18/1976-10/16/1976	Florida State (W, 31-19, 10/23/1976)
2...	10/24/1970-11/14/1970	UT-Chattanooga (W, 60-7, 9/18/1971)
2...	10/26/1901-11/15/1902	Montgomery A.C. (W, 26-0, 10/3/1903)
2...	10/31/2015-11/14/2015	Idaho (W, 56-34, 11/21/2015)
2...	11/13/2021-11/27/2021	Mercer (W, 42-16, 9/3/2022)
2...	10/1/2022-10/29/2022	Texas A&M (W, 13-10, 11/12/2022)

Note: Jordan-Hare Stadium opened in 1939

All-Time Lettermen

A		
William Abraham	HB	Jeannette, PA 1945
Anthony Abrams	DE	Atlanta, GA 1991
Arnoldo Abreu	OT	Miami, FL 1974-75-76
Darvin Adams	WR	Kennesaw, GA 2008-09-10
Devin Adams	QB	Mobile 2017
Harry Adams	WR	Ft. Lauderdale, FL 2008
Johnny Adams	HB	Besemer 1953-54-55
Montravius Adams	DT	Vienna, GA 2013-14-15-16
Thurston Adams	QB	Pine Apple 1925-26-27-28
Will Adams	OL	Tyrone, GA 2013-14-15
Brian Adcock	C	Tampa, FL 1995-96
John Adcock	T	Birmingham 1947-48-49
Johnny Adcock	B	Tampa, FL 1965
Tommie Agee	FB	Maplesville 1983-84-85-86
Lamel Ages	CB	Columbus, GA 2001-02-03
L.L. Aldridge	 1925
Mackeno Alexander	DB	Immokalee, FL 2013
Mike Alford	C	Niceville, FL 1962-63-64
Percy Alford	HB	Birmingham 1950-52
Ed Allen	HB	Selma 1922-26
Jacob Allen	H	Bridgeport, TX 1999-00-01
Ricky Allen	DT	Friendswood, TX 1977-78
John Alley, Jr.		Montgomery 1946
H.A. Allison	HB	Sumter 2002-03-04
Damari Alston	RB	Atlanta, GA 2022
Ken Alvis	S	Demopolis 1994
Tony Amason	H	Dunwoody, GA 1991
Dominko Anderson	S	Warner Robins, GA 1987-88-89
Don Anderson	S	Stone Mountain, GA 1982-83
Maurice Anderson	WR	Semmes 2004
Toby Anderson	LB	Eufaula 1994-95
Willie Anderson	OT	Whitler 1993-94-95
Willis Anderson	HB	Samford, FL 1947
H.C. Andress	G	Beatrice 1926-27
Joe Andrews	B	Montgomery 1929
Will Andrews	LB	Clinton, LA 1996
William Andrews	FB	Thomasville, GA 1976-77-78
Benny Anthony	TE	Bainbridge, GA 1980
Lester Antley	C	Eblorree, SC 1935-36-37
Will Appleton	QB	Albertville, AL 2019
Nick Ardillo	RG	Birmingham 1940-41
David Arial	E	Birmingham 1931-32-33
Devin Aromashodu	WR	Miami, FL 2002-03-04-05
Danny Arnold	DB	Birmingham 1974-76-77
Ted Arnold	 1911-12-13-14
Pat Arrington	OT	Rome, GA 1981-82-83
Robert Arthur	T	Birmingham 1930
Cameron Artis-Payne	RB	Harrisburg, PA 2013-14
Eugene Asante	LB	Alexandria, VA 2022
Robby Ashford	QB	Hoover 2022
Calvin Ashley	OL	Orlando, FL 2018
Malcolm Askew	DB	McCalla 2018-19-21
Mark Aston	OT	Columbus, GA 1984
Ace Atkins	DE	Atlanta, GA 1992-93
Brian Atkins	WR	Birmingham 1979-80
George Atkins	G	Birmingham 1952-53-54
Ryan Atkins	PK	Lexington, KY 1997-98
William Atkins	FB	Millport 1956-57
Montavious Atkinson	DB	Fairburn, GA 2015-16-17-18
Ronaldo Attmy	DB	Spring Valley, NY 2000-01
Dowe Aughtman	NG	Brewton 1979-81-82-83
Austin Ausberry	DB	Baton Rouge, LA 2022
Billy Austin	C	Columbus, GA 1956-57
Scott Austin	DT	Birmingham 1986-87
Marcus Autry	OG	Pontotoc, MS 1998
Max Autrey	T	Greenville 1944-47-48-49
Pat Autrey	TE	Ft. Deposit 1988-89
Rhett Autrey	OL	Jay, FL 2003-04
Bucky Ayers	HB	Cedartown, GA 1965-66-67

B		
Torris Babbs	TR	Talladega 1992
Will Bacon	Mgr	Enterprise 1986-87-88-89
Milton Bagby	C	Birmingham 1936
Bill Baggett	FB	Empire 1960

Jay Bailey	Mgr	Pensacola, FL 1984-85-86-87
Karsten Bailey	WR	Newnan, GA 1995-96-97-98
Lance Bailey	Tnr	Birmingham 1982-83-84-85
Paul Bailey	Tnr	Trussville 1986-87-88
Thomas Bailey	WR	Enterprise 1991-92-93-94
Ed Baker	C	Mobile 1951-52-53
Robert Baker	WR	Gainesville, FL 1995-96
Rusty Baker	Tnr	Anniston 1986-87
Tim Baker	OG	Decatur 1955-56-57
Derrick Balkcom	OT	Chipley, FL 1995
Octavious Balkcom	DE	Blakely, GA 2005-06
Billy Ball	HB	Norton, VA 1944-45-47
Steve Ballard	Mgr	Sulligent 1979-80-81-82
Jeremy Banks	DL	Pahokee, FL 1997-98
Thomas S. Banks	G	Birmingham 1948-49
Tom Banks	C	Birmingham 1968-69
Peyton Barber	RB	Alpharetta, GA 2014-15
Harold Barker	G	Turtle Creek, WV 1944
Breece Barley	T	Florence 1950
Corey Barlow	CB	Atlanta, GA 1988-89-90-91
Reggie Barlow	DE	Albany, GA 1988-90-91
Paul Barnes	Mgr	Enterprise 1989-90
Devan Barrett	RB/DB	Tampa, FL 2017-18-19-20
Gabe Barrett	DB	Alexander City 2009
Norman Barrington	E	Birmingham 1940-44
Charles Barnwell	FB	Samford, FL 1891-92
Billy D. Barton	E	Birmingham 1941-42
Coker Barton	C	Birmingham 1947-48-49
Weems Baskin	T	Carrollton, GA 1926
Daren Bates	DB	Memphis, TN 2009-10-11-12
S.R. Batson	G	Birmingham 1905-06-07-08
Gage Batten	FB	Palm Beach Gardens, FL 2013
Lewis Battle	WR	Roanoke 1993
Ed "Foots" Bauer	OG	Montgomery 1949-50-51
Joe W. Baughn	T	Huntsville 1960-61-62
Clyde Baumgartner	QB	Birmingham 1974-75-76
Fred Baxter	TE	Brundidge 1990-91-92
Randy Bayles	SE	Monroeville 1983
Ronnie Baynes	DE	Talladega 1962-63-64
Robert Beard	HB	Auburn 1964-65-66
Paul Bearden	G	Gadsden 1945
Dave Beasley	LB	Brentwood, TN 1996-97-98-99
Fred Beasley	RB	Montgomery 1994-95-96-97
Jerry Beasley	CB	Montgomery 1977-78-79-80
Terry Beasley	WR	Montgomery 1969-70-71
Victor Beasley	SS	Adairsville, GA 1982-83-84
Clayton Beauford	SE	Palatka, FL 1981-82-83-84
J.J. Beaver	OL	Oakman 1910
Dave Beck	SB	Huntsville 1970-71-72
Gary Beck	RB	Mobile 1975
Brendt Bedsole	DB/H	Montgomery 1985-86
Doug Bell	DB	Brewton 1991-92
Kamaar Bell	OL	Moultrie, GA 2020
Tony Bell	S	Alabaster 2004
T'Sharvan Bell	DB	Kissimmee, FL 2009-10-11-12
Wilson Bell	OL	Mobile 2017
Rodney Bellamy	DT	Phenix City 1975-76-77-78
John Reese Bellew	DB	Gadsden 2021
Ronny Bellew	LB	Atalla 1980-81-82
Colo Bennett	TE	Dalton, GA 2003-04-05-06-07
Edwin Bennett		Montgomery 1918
Danny Bentley	LB	Oneonta 1969
DeAngelo Benton	WR	Bastrop, LA 2009-10-11
Duncan Benton		Birmingham 1948-49
Phillip Benton	Mgr	Birmingham 1934
Ken Bernich	LB	Gretna, LA 1972-73-74
Mike Berry	OL	Antioch, TN 2007-08-09-10
Pete Berryman	TE	Birmingham 2016-17
David Beverly	P	Sweetwater 1970-71-72
Hugh Bickerstaff	T	Russell County 1894
Paul Bidez	FB	Auburn 1912-13-14-15
Tank Bigsby	RB	LaGrange, GA 2020-21-23
Jackson Billings	WR	Huntsville, AL 2021
Montez Billings	WR	Pelham 2006-07-08
Eltin Billingslea	LB	Fairfax 1987-88-89
Rob Bironas	PK	Goshen, KY 1998
Bob Bishop	Tnr 1976-77-78
Luvell Bivins	DB	Alabaster 1985

Jack Bjork	WR	Dallas, TX 2016
Vernon Blackard	DT	Bainesville, TX 1979-80-81-82
Don Blackerby	FB	Besemer 1950
Scott Blackmon	DB	Eufaula 1969-70
Tray Blackmon	LB	LaGrange, GA 2006-07-08
Angelo Blackson	DT	Bear, DE 2011-12-13-14
Gill W. Blackshear	E	Dothan 1917
Eddie Blake	OG	Fayetteville, TN 1990-91
Emory Blake	WR	Austin, TX 2009-10-11-12
Robert F. Blake	HB	Birmingham 1934-36
Larry Blakeney	QB	Gordo 1966-67-69
Mike Blanc	DL	Pompano Beach, FL 2007-08-09-10
Alec Blankenship	Tnr	Talladega 1984-85-86-87
Dave Blanks	PK	Decatur, GA 1980-81-82
Kody Bliss	P	Brentwood, TN 2003-04-05-06
Forrest Blue	C	Tampa, FL 1965-66-67
Michael Bodner	T	McKeesport, PA 1965
Frank Bogue	QB	Mobile 1925
Alan Bohler	T	W. Islap, NY 1963-64
Todd Boland	C	New Brockton 1991-92-93
Alan Bollinger	P	Montgomery 1980-81
Scott Bolton	WR	Theodore 1984-85-86-87
Dee Bonderant	Mgr	Flomaton 1990-91
Jim Bonds	Mgr	Griffin, GA 1984-85-86
Jim Bone	LB	Columbus, GA 1982-83-84
Gordy Bonner	Mgr	Americus, GA 1983-84-85-86
Jimmy Bonner	FB	Atlanta, GA 1961
M.L. Bonner	B	Lineville 1917
T.H. Bonner	T	Auburn 1918-19-20
Joel Bonomolo	DE	Metairie, LA 2011
Calvin Booker	QB	Atlanta, GA 2005
Dante Booker	DT	Akron, OH 2001-02
Devonte Booker	DE	Orlando, FL 2019
Jason Bosley	OL	Huntsville 2005-06-07-08
James Bostic	FB	Ft. Lauderdale, FL 1991-92-93
Markell Boston	DB	Newnan, GA 2015-16
Jorell Bostrom	OL	Nampa, ID 2009-10
James Bouchillon	E	Cedar Bluff 1965-66-67
Taylor Bourgeois	OT	Brentwood, TN 2002
Brad Bourne	TE	Columbia, MS 1997-98
Alex Bowden	QB	Brundidge 1965
Billy Bowles	B	Tallassee 1944
William Bowles	HB	Tallassee 1944
Vince Bowlin	DT	Grand Bay 1968-69
M.L. Brackett	T	Gadsden 1953-54-55
Scott Brackett	Tnr	Gadsden 1988-89-90
Ben Bradley	DT	Norcross, GA 2013-14
Bob Bradley	FB	Ft. Lauderdale, FL 1976-77
Cort Bradley	OL	Auburn 2022
Bo Bragg	WR	Rome, GA 1976
Marcus Bragg	DE	North Miami, FL 2022
Nick Brahm	OL	Navarre, FL 2018-19-20-21
Albert Brame	G	Montgomery 1952-53-54
Butch Branch	C	Gainesville, FL 1968
Robert Branton	Mgr	Montgomery 1988
Bill Braswell	T	Birmingham 1964-65-66
Don Braswell	OG	Albany, GA 1957-58
Donald Brause	T	New Britain, CT 1946
Jayson Bray	DB	LaGrange, GA 1995-96-97-98
Quan Bray	WR	LaGrange, GA 2011-12-13-14
Terry Brennan	WR	Homestead, FL 1966-67-68
Alvin Bresler	WB	Birmingham 1969-70
Hayden Brice	DE	Jackson, MS 2022
Ralph G. Brice	C	Charlotte, NC 1923-24
Cayden Bridges	S	Magee, MS 2021-22
Alvin Briggs	CB	Greenville 1983-84-86-87
Robert Briggs	HB	Leonia, NJ 1949
Brian Brinsfield	DS	Fairhope 1991-92-93-94
Gabe Brinson	DT	Orlando, FL 2019-20
Dwight Brisendine	QB	Ft. Payne 1968
Don Bristow	DT	Walker 1969-70-71
Jarrold Britt	OG	Powder Springs, GA 2003
K.J. Britt	LB	Oxford 2017-18-19-20
Eric Brock	S	Alexander City 2004-05-06-07
Chandler Brooks	K	Huntsville 2011
Dylan Brooks	DL	Roanoke 2022
James Brooks	RB	Warner Robins, GA 1977-78-79-80
Jim Brooks	G	Altoona 1949

All-Time Lettermen

Kelly Brooks.....FB	Tenille, GA.....1989-90-91-92	Mark Callahan.....OG	Fairhope.....1977-79	Rich Chenault.....OG	Decatur.....1976-77
Ryan Broome.....OT	Marietta, GA.....2001-02	Porter Callahan.....FB	Cullman.....1927-28-29	Pedro Cherry.....WR	Windsor, NC.....1989-90
Lott Broome.....Mgr	Charleston, SC.....1969-70	James Callaway, Jr.....	Birmingham.....1939	Chet Chessher.....FB	Niceville, FL.....1977-78-79
John Broussard Jr.....DB	Phenix City.....2016-17	James Callier.....LB	Miami, FL.....1998-99-00-01	Joe Childress.....FB	Robertsdale.....1953-54-55
Chris Browder.....DE	Camden.....2004-05-06	Mitre Cameau.....Tnr	Birmingham.....1989-90	Abb Chrietzburg.....C	Auburn.....1938-39-40
Allan Brown.....S	Mobile.....1996	Knox Camp.....E	Talladega.....1903	Wm. D. Chrietzburg.....C	Auburn.....1931-32-33
Anthony Brown.....OT	Montgomery.....1988-89	Marcus Camp.....LB	Lithonia, GA.....1995-96	Steve Christenberry.....DB	Bay Minette.....1983
Bob Brown.....DE	Birmingham.....1969-70-71	N.G. Camp.....E	Senick, GA.....1921	Tim Christian.....WB	Covington, GA.....1966-67-68
Camden Brown.....WR	Monroe, LA.....2022	B.G. Campbell.....E	Pensacola, FL.....1924	Wallace Christian.....Mgr	Covington, GA.....1972-73-74
Derrick Brown.....DL	Sugar Hill, GA.....2016-17-18-19	Brock Campbell.....DB	Birmingham.....2017	Wade Christopher.....LB	Vestavia Hills.....2009-10
J.V. Brown.....G	Georgia.....1892-93-94	Collis Campbell.....TB	Florence.....1983-84-86	Foster Christy.....TE	Huntsville.....1976-77-78-79
Kameron Brown.....LB	Sugar Hill, GA.....2020-21	David Campbell.....DT	Sumiton.....1967-68-69	Chuck Clanton.....CB	Pensacola, FL.....1980-81-82
L.Cleve Brown.....C	Montgomery.....1934-35	Jason Campbell.....QB	Taylorville, MS.....2001-02-03-04	G.W. Clapp.....OG	Hanceville.....1958-59-61
Mark Brown.....LB	Germantown, TN.....1999-00-01-02	Joe Campbell.....QB	Pascagoula, MS.....1964-65-66	Matt Clark.....K	Grayson, GA.....2005-06
Neil Brown.....DL	Buford, GA.....2004	Mike Campbell.....DT	Tampa, FL.....1989-90	Wallace Clark.....FB	Trion, GA.....1968-69-70
R.C. Brown.....HB	Ensley.....1920	Randy Campbell.....QB	Hartselle.....1981-82-83	Steven Clark.....P	Kansas City, MO.....2010-11-12-13
Ronnie Brown.....TB	Cartersville, GA.....2001-02-03-04	Robert Campbell.....C	Whitfield.....1914-15	Sean Clarke.....FS	Birmingham.....1993
Sam Brown.....WR2011	William N. Campbell.....QB	Jacksonville, FL.....1965-66	Berney S. Clay.....FB	Montgomery.....1911
Steve Brown.....LB	Bellevue, NE.....1987-88-89	Wirth Campbell.....WR	Nashville, TN.....2014	Bill Clay.....Mgr	Auburn.....1973-74-75-76
Teapot Brown.....FB	Dothan.....1988-89-90-91	Elijah Canion.....DT	Hollywood, FL.....2020-21	Aubrey Clayton.....QB	Collierville, TN.....1941-42
Tom F. Brown.....FB	Montgomery.....1930-31-32	Sal Cannella.....TE/WR	Schaumburg, IL.....2017-18-19	Zach Clayton.....DL	Opelika.....2007-08-09-10
Tucker Brown.....OL	Trussville.....2016-17-18	Larry Cannon.....OT	Clinton, TN.....1980	Mark Clement.....C	Phenix City.....1977-78-79
Aundray Bruce.....LB	Montgomery.....1984-85-86-87	Robert Cannon.....T	Gadsden.....1945-46-47-48	Hal Clemmer.....LB	Birmingham.....1987-88-89
Billy Bruce.....TE	Cartersville, GA.....1974	Sandy Cannon.....WR	Tuskegee.....1971-72	Jimmy Clemmer.....S	Birmingham.....1987-88
Guy Bruce.....C	Bessemer.....1950-51-52	G.W. Cantrell.....HB	Lanett.....1937-39	Rob Cleveland.....Mgr1992
Jimmy Brumbaugh.....NT	Keystone Hts., FL.....1995-96-97-99	A.G. Canzoneri.....E	Bessemer.....1942-43	William Clifton.....OT	Opelika.....1998-99
James Bryan.....FB	Tachahapi, CA.....1993	Ze'Vian Capers.....WR	Alpharetta, GA.....2020-21-22	Chester Cline.....G	Attalla.....1948-49
Tom Bryan.....FB	Hartford.....1964-65-66	Sean Carder.....WR	Marietta, GA.....1993	James Cline.....G	LaGrange, GA.....1951
Big Kat Bryant.....DE	Cordele, GA.....2017-18-19-20	Anders Carlson.....K	Colorado Sprgs, CO.....2018-19-20-21-22	Greg Cloutier.....Trn	Gulfport, MS.....1988
Philip Bryant.....Mgr1973-74-75	Daniel Carlson.....K/P	Colorado Sprgs, CO.....2014-15-16-17	Sammie Coates.....WR	Leroy.....2012-13-14
Chester Bulger.....G	Rumford, ME.....1938-39-40	David Carmicheal.....Tnr	Oak Grove.....1988-89-90	Daniel Cobb.....QB	Marietta, GA.....2000-01-02
E.W. Bullard.....HB	Calhoun County.....1897-98	Lee Carpenter.....DB	Childersburg.....1972-73	David Cobb.....Mgr	Auburn.....1986
John Bullock.....FB	Montgomery.....1918-19-20	Gregg Carr.....LB	Birmingham.....1981-82-83-84	John Cochran.....LB	Crossville.....1963-64-65
Bill Burbank.....QB	Birmingham.....1955	Quindarius Carr.....WR	Huntsville.....2008-09-10-11	Leon Cochran.....QB	Birmingham.....1945-46-47
Jeff Burchfield.....Tnr	Oak Grove.....1985-86-87-88	Tyler Carr.....OL	Southside.....2016-17	Bill Cody.....LB	Orlando, FL.....1963-64-65
Ron Burchfield.....DS	Birmingham.....1989-90	Russ Carreker.....LB	Americus, GA.....1984-85-86	Nick Coe.....DL	Asheboro, NC.....2017-18-19
Oscar W. Burford.....E	Columbus, GA.....1936-37-38	Tommy Carroll.....SE	Dunwoody, GA.....1981-82-83	Brendan Coffey.....OL	Paradise, CA.....2020-21-22
Jeff Burger.....QB	Cedartown, GA.....1984-85-86-87	Leonardo Carson.....DE	Mobile.....1996-97-98-99	Thomas Coffey.....RB	Leighton.....1980
Bill Burgess.....FB	Birmingham.....1962	Antoine Carter.....DE	Ft. Lauderdale, FL.....2007-08-09-10	Homer Cogdell.....FB	Bullock County.....1908-09-10-11
Blake Burgess.....C	Vestavia Hills.....2010-11-12	Craig Carter.....DB	Milton, GA.....2018-19	Sammy Cohen.....S	Marietta, GA.....2021
Marquis Burks.....DT	Chicago, IL.....2020-21-22	Demontra Carter.....TB	Pensacola, FL.....1997-98	Lewis Colbert.....P	Phenix City.....1982-83-84-85
Michael Burks.....TB	Kenner, LA.....1998	H.J. Carter.....TB	Blountsville.....1926-27-28	Drew Cole.....DB	Phenix City, MS.....2008-09-10-11
Jackie Burkett.....C	Ft. Walton Beach, FL.....1957-58-59	J.E. Carter.....G	Blountsville.....1927	Antonio Coleman.....DE	Mobile.....2006-07-08-09
Ken Burks.....FB	Birmingham.....1973-74-75	Jimmy Carter.....HB	Cedartown, GA.....1965-66-67	Shon Coleman.....OL	Memphis, TN.....2013-14-15
Kevin Burnam.....LB	Montezuma, GA.....2004	John Carter.....G	Birmingham.....1921	T.W. Coleman.....	Anniston.....1921
Bob Burns.....FB	Lineville.....1951-52	Kenneth Carter.....DT	Greenville.....2010-11-12-13	Jere Colley.....OT	Troy.....1970
G.O. Burns.....E	Florence.....1916	Loran Carter.....QB	Dalton, GA.....1966-67-68	Dennis Collier.....FS	Sheffield.....1980-81-82
Herman W. Burns.....G	Greensboro.....1964-65-66	Tim Carter.....WR	St. Petersburg, FL.....1998-99-00-01	Meiko Collier.....QB	Cordele, GA.....1968
Howard Burns.....C	Birmingham.....1939	Tyler Carter.....DL	Decatur.....2016-17	Charles Collins.....T	Smyrna, GA.....1965-66-67
James Burns.....G	Greensboro.....1945-48	Duncan Caselberry....WR	Gadsden.....1990-91	Kyle Collins.....HB	Gadsden.....1983-84-85
Kodi Burns.....QB/WR	Fort Smith, AR.....2007-08-09-10	Herbert Casey.....WR	Foley.....1989-90-91	Michael Comeau.....Tnr	Rome, GA.....1989-90-91
W. Merritt Burns.....E	Selma.....1926-27	Jay Casey.....OG	Selma.....1970-71-72	Hubert Comer.....DE	Ft. Walton, FL.....1966
Robert V. Burns.....FB	Birmingham.....1938	Larry Casher.....CB	Prichard.....1997-98-99-00	Pete Compton.....DS	Brentwood, TN.....2004-05-06
Wayne Burns.....OG	Greensboro.....1938	Coley Cassidy.....QB	Statesboro, GA.....1960	Jason Cook.....DB	Birmingham.....1998
Mike Burrow.....OT	Birmingham.....1976-77-78	Eugene Castellow.....	Columbus.....1944	Jimmy Cook.....QB	College Park, GA.....1955-56
Jimmy Burson.....HB	LaGrange, GA.....1960-61-62	Jep Castleberry.....DB	Forsyth, GA.....1978	William Cook.....	Birmingham.....1946
Myron Burton.....DE	Columbus, GA.....1993	Tim Castro.....OT	Wetumpka.....1998-99-00	Jon Cooley.....QB	Sarasota, FL.....1994-95-96
Joe B. Burt.....G	Irondale.....1928-29-30	E.L. Caton.....FB	River Falls.....1909-10-11	Jared Cooper.....OL	Brewton.....2008-09-10-11
J.D. Bush.....G	Mobile.....1929-30-31	Noah Caton.....C	River Falls.....1920-21	Markeith Cooper.....RB	Miami, FL.....1996-97-98-99
T.G. Bush.....QB	Calhoun County.....1898	Jeff Catullo.....OT	Marlton, NJ.....1989-90-91	Joe Cope.....C	Andalusia.....2004-05-06
Bob Butler.....OT	Atlanta, GA.....1977	Neil Caudle.....QB	Hoover.....2008-09-10	Reges Coptias.....HB	Americus, GA.....1952
Chris Butler.....TB	Hoover.....2001-02	Nat Ceasar.....DB	Valdosta, GA.....1982-83-84	Ray Corhen.....LB	Albany, GA.....1984-85
Dre Butler.....DT	Covington, GA.....2020-21	Ray Chadwick.....G	V. Valley Head.....1966-67	William Cornelius.....LG	Jasper.....1941-42
Ed Butler.....TE	Atlanta, GA.....1972-73-74-75	Johnnie Chalkley.....RT	Americus, GA.....1940-41	Mark Corr.....Mgr	Selma.....1936
Rufus W. Butler.....G	Opelika.....1898-1899-04	Andrew Chambers.....PK	Media, PA.....1998	Adolph Cosby.....FB	Athens.....1979-81
Bruce Bylsma.....DE	Montgomery.....1969-70-71	Cedric Chambers.....RB	Valley.....2016-18	James Cospser.....QB	Blountsville.....1927
Wayne Bylsma.....LB	Opelika.....1988-89-90	Roderick Chambers.....LB	Eufaula.....1997-98-99-00	Vic Costellos.....RG	Birmingham.....1941-42
Josh Bynes.....LB	Lauderdale Lakes, FL.....2007-08-09-10	W.H. Chambless.....E	Montgomery.....1931-32-33	Brandon Council.....OL	Tar Heel, NC.....2020-21-22
Dustin Byrd.....WR	Enterprise.....1998	Mac Champion.....QB	Hayneville.....1957	Blake Countess.....DB	Owings Mills, MD.....2015
Rusty Byrd.....SE	Bay Minette.....1976-77-78-79	Walter Chandler.....G	Columbus, GA.....1938-39	Byron Cowart.....DL	Seffner, FL.....2015-16
L.E. Byrum.....T	North Carolina.....1896	Oscar Chapman.....P	Adelaide, Australia.....2020-21-22	Yann Cowart.....OG	Gallion.....1983-84-85-86
Wes Byrum.....K	Ft. Lauderdale, FL.....2007-08-09-10	Howard Chappelle.....E	Birmingham.....1929	Brandon Cox.....QB	Trussville.....2004-05-06-07
Jack Cahoon.....G	Gadsden.....1944-45	Rick Chastain.....LB	Atlanta.....1970-71	Chandler Cox.....FB	Apopka, FL.....2015-16-17-18
Hamlin Caldwell.....OT	Scottsboro.....1972-73-74	L.A. Chateau.....RT	New Orleans, LA.....1942	Dameyune Craig.....QB	Prichard.....1994-95-96-97
Dennis Calhoun.....C	Columbus, GA.....1951-52	Lloyd Cheatham.....QB	Jasper.....1940-41	Nate Craig-Myers.....WR	Dade City, FL.....2016-17
		Carlo Cheatom.....S	Sheffield.....1985-86-87-88	Kurt Crain.....LB	Birmingham.....1986-87
		Richard Cheek.....OT	Panama City, FL.....1967-68-69	Chase Cramer.....FB	Orlando, FL.....2016-18
		Johnny Cheeks.....CB	Flowers Branch, GA.....1979-80-81-82	John Crane.....QB	Stuart, FL.....1977

All-Time Lettermen

T.R. Crane.....	QB	Birmingham.....	1923-25
Darrel Crawford.....	LB	Montrose.....	1988-89-90-91
J.B. Crawford.....	HB	Rockmart, GA.....	1927-28-29
Mac Crawford.....	FB	High Springs, FL.....	1968-69
Rodney Crayton.....	CB	Dadeville.....	1996-98-99-00
Chip Creel.....	OT	Atlanta, GA.....	1980
Homer Creel.....	QB	Haig.....	1923
Jackie Creel.....	HB	Dothan.....	1951
John Creel.....	B	Morris.....	1917-18-19-20
Theodore Cremer.....	LE	Birmingham.....	1940
Joe Cribbs.....	RB	Sulligent.....	1976-77-78-79
Francis Crimmins.....	LT	Falls Church, VA.....	1940-41
Monreko Crittenden.....	OL	Montgomery.....	2000-01-02-03
John Crolla.....	C	Chicago, IL.....	1949-50-51
Tim Cromartie.....	DT	Tallahassee, FL.....	1989-90-91-92
Kelsey Crook.....	DB	Ohatchee.....	1993-94
Terrence Crowder.....	LB	Carrollton, GA.....	1995-96-97
Chas Crofoot.....	DS	Orlando, FL.....	2004-05
Clayton Crofoot.....	H	Orlando, FL.....	2008-09
Juan Crum.....	OG	Mobile.....	1991-92
S.R. Cruse.....	TE	Huntsville.....	1910-11
Cole Cubelic.....	C	Birmingham.....	1997-98-99-00
John Cubelic.....	WR	Birmingham.....	2009
C.W. Culppepper.....	G	Wadley.....	1912-13-14
Kevin Cummings.....	OT	Opelika.....	1995
Bill Cunningham.....	S	Carbon Hill.....	1975-76
Jeff Cunningham.....	FB	Eastaboga.....	1980
Karekin Cunningham.....	LB	Peachtree City, GA.....	1990-91-92
R.E. Cunningham.....	T	Summerville.....	1926
Mike Currier.....	TB	Oneonta.....	1967-68-69
DeMarcus Curry.....	OT	Columbus, GA.....	1995-96-97-98
Nick Curtis.....	DT	Birmingham.....	2021
John Paul Crane.....	HB	Birmingham.....	1977

D

Frank D'Agostino.....	T	Philadelphia, PA.....	1953-54-55
Bobby Daffin.....	OLB	Prichard.....	1994-95-96-97
John Dailey.....	DE	Birmingham.....	1982-83-84
Xavier Dampier.....	OL	Mendenhall, MS.....	2014-15-16
Elijah Daniel.....	DE	Avon, IN.....	2013-14
Terry Daniel.....	P	Valley.....	1992-93-94
Antwain Daniels.....	OL	Forsyth, GA.....	2005-06-07
Ronney Daniels.....	WR	Lake Wales, FL.....	1999-00
Silas Daniels.....	WR	Jacksonville, FL.....	2001-02-03-04
Ernest Danjean.....	OG	New Orleans, LA.....	1953-54-55
Stacy Danley.....	TB	Winston, GA.....	1987-88-89-90
Karlos Dansby.....	LB	Birmingham.....	2001-02-03
Devonte Danzey.....	OL	Tampa, FL.....	2013-14-15
M.V. Davidson.....	QB	Montgomery.....	1929-30-31
Marlon Davidson.....	DL	Greenville.....	2016-17-18-19
Sean Davidson.....	WR	Athens.....	1992-93
W.M. Davidson, Jr.	Mgr	Montgomery.....	1959-60-61
Bobby Davis.....	LB	Huntsville.....	1972-73-74
Carlton Davis.....	DB	Miami, FL.....	2015-16-17
Chris Davis.....	CB	Birmingham.....	2010-11-12-13
Clay Davis.....	K	Montgomery.....	1990
Dashaun Davis.....	LB	Prichard.....	2015-16-17-18
George Davis.....	HB	Corinth, MS.....	1949-50
Jason Davis.....	TE	Oneonta.....	1992
Javaris Davis.....	DB	Jacksonville, FL.....	2016-17-18-19
Joe Davis.....	K	Auburn.....	1951-52-53
John E. Davis.....	FB	Oak Grove.....	1908-09-10-11
John E. Davis, Jr.	QB	Birmingham.....	1937-38
John Elliot Davis.....	QB	Birmingham.....	1923
Kyle Davis.....	WR	Loganville, GA.....	2016
Marcus Davis.....	WR	Delray Beach, FL.....	2013-14-15-16
Mike Davis.....	OG	Mobile.....	1964-65-66
Rhett Davis.....	SE	Auburn.....	1972-73
Robert Davis.....	RB	Scottsboro.....	1959-60-61
Ryan Davis.....	WR	St. Petersburg, FL.....	2015-16-17-18
S. Joe Davis.....	HB
Stephen Davis.....	RB	Spartanburg, SC.....	1993-94-95
Steve Davis.....	S	Dadeville.....	1996-97
T.J. Davis.....	DB	Tallahassee, FL.....	2013-14-16
Tim Davis.....	WR	Knoxville, TN.....	1980
Tristan Davis.....	S	East Point, GA.....	2005-06-07-08
William H. Davis.....	HB	Wetumpka.....	1901

George Davison.....	WB	Marietta.....	1967
Tar'Varish Dawson.....	WR	Ft. Myers, FL.....	2022
Luke Deal.....	TE	Greenwood, SC.....	2020-21-22
Rufus Deal.....	FB	Tuscaloosa.....	1940
Jamel Dean.....	DB	Cocoa, FL.....	2017-18
Mike Dean.....	Mgr	Fairhope.....	1990-91-92-93
Ross Dean.....	B	Auburn.....	1935
Tanner Dean.....	LB	Birmingham.....	2019-20
Larkin Deason.....	OG	Sprott.....	1998-00
Henry DeBardeleben.....	G	Auburn.....	1892
Karibi Dede.....	S/LB	Woodbridge, VA.....	2003-04-05-06
Rusty Deen.....	DE	Thomaston, GA.....	1972-73-74
Sam DeJarnette.....	RB	Selma.....	1980
Al Del Greco.....	PK	Key Biscayne, FL.....	1980-81-82-83
Phillip Dembowski.....	DT	Miami, FL.....	1983
Jep Dennis.....	Mgr	Auburn.....	1951
Jaylon Denson.....	WR	Hoover.....	2011-12-13
John Denson.....	Chambers County.....	1905
Kyle Derozan.....	DE/TE	Morganza, LA.....	2003-04
Neal Dettmering.....	DE	Fayetteville, GA.....	1968-69-70
Matt DeValk.....	TE	Daphne.....	1993
Jordan Diamond.....	OL	Chicago, IL.....	2013
Lorenzo Diamond.....	TE	Biloxi, MS.....	1999-00-01-02
Dan Dickerson.....	DT	Birmingham.....	1979-80-81
George Dickey.....	G	Crenshaw.....	1897
Wayne Dickens.....	DL	Lakeland, FL.....	2002-03-04-05
Chris Dickinson.....	P	Vestavia Hills.....	1988-89-90
Frank Dickson.....	DT	Dalton, GA.....	1970-71
Tyronne Dillard.....	TE	Riverdale, GA.....	1994-95-96-97
Jeremiah Dinson.....	DB	Miami, FL.....	2015-17-18-19
Reese Dismukes.....	C	Spanish Fort.....	2011-12-13-14
John Dobbs.....	FS	Jacksonville, FL.....	1986
Joe Dolan.....	QB	Cedartown, GA.....	1959-60
Marco Domio.....	DB	Houston, TX.....	2020
William F. Donahue.....	HB	Oneonta.....	1917-18
Duke Donaldson.....	WR	Cairo, GA.....	1985-86-87-88
John Dooley.....	NG	Fort Sill, OK.....	1986
Vince Dooley.....	QB	Mobile.....	1951-52-53
Tez Doolittle.....	NG	Opelika.....	2005-06-08
Mark Dorminey.....	FS	Miami, FL.....	1980-81-82
Derrick Dorn.....	TE	Daleville.....	1992-93
Charles Dorsey.....	NT	Ft. Lauderdale, FL.....	1995-96-97-98
Gary Dorsey.....	WR	Dora.....	1987-88
Rufus "Dutch" Dorsey.....	HB	1892-93
John Douglas.....	RB	Augusta, GA.....	2008-09
Andrew S. Douglass.....	C	1947
Rick Dover.....	TE	Athens, GA.....	1976-77-78
Mitch Downey.....	WB	Birmingham.....	1974
Don Downs.....	DE	Birmingham.....	1960-61-62
Robert Downs.....	Mgr	Milton, FL.....	1988
Kwesi Drake.....	DT	Marrero, LA.....	2001
Tim Drinkard.....	CB	Linden.....	1981-82
Jack Driscoll.....	OL	Madison, CT.....	2018-19
Lewis Drumheller.....	FL	Camp Springs, MD.....	1976
Fred Duart.....	E	Jamaica, NY.....	1947-49-50
Ed Dubose.....	FB	Mobile.....	1978
Tim Duckworth.....	DT/OT	Taylorville, MS.....	2003-04-05-06
R.J. Ducote.....	G	Mobile.....	1916-17
Alex Dudchick.....	DT	Birmingham.....	1983-84-85
Robert Duke.....	HB	Mobile.....	1952-53
Brian Dulaney.....	C/DS	Rome, GA.....	1982-83
Ed Duncan.....	G	Birmingham.....	1951-52-53
T.J. Dunigan.....	C	Coffeeville.....	1996-97
King Dunlap.....	OT	Brentwood, TN.....	2004-05-06-07
Jeff Dunlap.....	DL	Pearson, GA.....	1997-98-99
Casey Dunn.....	OL	Trussville.....	2017
Gary Dunn.....	DT	Nashville, NC.....	1988
Robert Dunn.....	WR	Augusta, GA.....	2005-06-07-08
Stacy Dunn.....	OG	Huntsville.....	1986-87-88
Austin Dupper.....	DB	Decatur.....	2016
Sterling Dupree.....	FB	Sylvester, GA.....	1931-32-33
Harold B. Dupuy.....	G	Birmingham.....	1944-45
Ben Durand.....	QB	Tyngsborough, MA.....	2014
Dee Durham.....	CB	Atlanta, GA.....	2002
Clinton Durst.....	P	Destin, FL.....	2008-09
Damon Duval.....	P/K	Chattanooga, TN.....	1999-00-01-02
Ed Dyas.....	FB/K	Mobile.....	1958-59-60
Mike Dyer.....	RB	Little Rock, AR.....	2010-11

E

J.M. Earnest.....	G	Auburn.....	1926
Joel Eaves.....	E	Atlanta, GA.....	1934-35-36
Lamar Nolan Echols.....	E	Atlanta, GA.....	1958-59
Bart Eddins.....	OL	Montgomery.....	2007-08-09-10
Bret Eddins.....	DE	Montgomery.....	2001-02-03-04
Jo Jo Eddins.....	LT	Gadsden.....	1940-41-42
Liston Eddins.....	DE	Bratt, FL.....	1973-74-75
Billy Edge.....	G	Jasper.....	1962-63-64
Harvey Edge.....	Buffalo.....	1922
Dave Edwards.....	TE	Abbeville.....	1959-60-61
Mike Edwards.....	SE	Bradenton, FL.....	1980-81-82
Tom Edwards.....	E	Birmingham.....	1950
Ben Eford.....	WR	Birmingham.....	1993
George Egge.....	E	Montgomery.....	1929-30-31
Nosa Eguae.....	DE	Mansfield, TX.....	2010-11-12-13
P.M. Eichelberger.....	T	Montgomery.....	1894-02
Scott Elam.....	FB	Birmingham.....	1969-70-71
Robert Elia.....	WR	Ozark.....	1987
Ben Elliott.....	OG	Poplarville, MS.....	1996-97
Jerry Elliott.....	DE	Birmingham.....	1951-54-55-56
George Ellis.....	E	Marvel.....	1925-26-27
Larry Ellis.....	FB	Mobile.....	1966-67-68
Trey Elston.....	CB	Auburn.....	2021
Tellie Embrey.....	FB	Sylacauga.....	1997-98-99
Paul Entrekin.....	DB	Decatur.....	1974-75
Harry Esslinger.....	E	Memphis, TN.....	1907-08-09
M.S. Esslinger.....	Ozark.....	1912-13-14
Alonzo Etheridge.....	DE	Selma.....	1991-92-93-94
Scott Etheridge.....	Mgr	Excel.....	1989-90
Scott Etheridge.....	K	Valencia, CA.....	1992-93
Zac Etheridge.....	SS	Troy.....	2007-08-09-10
Alan Evans.....	TB	Enterprise.....	1983
Bill Evans.....	DT	Montgomery.....	1973-74-75-76
Bruce Evans.....	SB	Birmingham.....	1972-73-74
Chris Evans.....	LB	Prichard.....	2005-06-07-08
Dan Evans.....	DB	Lauderdale Lakes, FL.....	1995-96
Heath Evans.....	RB	W. Palm Bch., FL.....	1998-99-00
Jonathan Evans.....	LB	Prichard.....	2009-10-11-12
Brad Everett.....	OL	Alabaster.....	1977-78-79-80

F

Arnold Fagen.....	T	St. Augustine, FL.....	1947-48-49
Getty Fairchild.....	C	Anniston.....	1938-39
Jay Fair.....	WR	Rockwall, TX.....	2022
Tony Fair.....	DL	South Bend, IN.....	2021
Nick Fairley.....	DL	Mobile.....	2009-10
Mario Fannin.....	RB	Hampton, GA.....	2007-08-09-10
Tunde Fariyike.....	OL	Thomaston, GA.....	2011-12-13
Andy Farquhar.....	Mgr	Greensboro.....	1972-73-74
Zach Farrar.....	WR	Keller, TX.....	2019
Bob Farrior.....	OG	Letohatchee.....	1972-73-74
Nathan Farrow.....	OL	Birmingham.....	2006
Teedie Faulk.....	LE	Selma.....	1946
A.H. Feagin.....	HB	Montgomery.....	1898-1899-00
C.E. Feagin.....	FB	1901
Joel D. Feagin.....	Union Springs.....	1920
William Feagin.....	Barbour County.....	1892-1893
James Fenton.....	C	Lakeland, FL.....	1935-36-37
William Fenton.....	E	Lakeland, FL.....	1892-1893
Lorenzo Ferguson.....	DB	Miami, FL.....	2005-06
Sonny Ferguson.....	LB	Birmingham.....	1967-68-69
J.F. Ferrell.....	G	Birmingham.....	1941-42
Justin Fetsko.....	WR	Pensacola, FL.....	2000-01-02-03
Blake Field.....	QB	Thomasville, GA.....	2005-06-07
Haven Fields.....	LB	Miami, FL.....	1996-97-98-99
Allan Finlayson.....	Mgr	Monroeville.....	1977-81
T.J. Finley.....	QB	Ponchatoula, LA.....	2021-22
Charlie Finney.....	HB	Buffalo.....	1941-42
M.F. Fisher.....	HB	LaGrange, GA.....	1926
Trent Fisher.....	DB	Nashville, TN.....	2011-12-13
Jason Fitzgerald.....	DS	Dayton, TN.....	1991
Mike Fitzhugh.....	LB	Mobile.....	1969-70
Bob Fleming.....	FB	Mobile.....	1976-78
Carl Fletcher.....	E	Atlanta, GA.....	1946
Chuck Fletcher.....	OT	Bay Minette.....	1946

All-Time Lettermen

Erique Florence.....	DB	Valley.....	2011-12
Dickie Flournoy.....	HB	Salem.....	1948-49-50
Josiah Flourney.....	HB	Georgia.....	1903-04
Kenny Flowers.....	LB	Lilburn, GA.....	2013-14-15
Eric Floyd.....	OT	Rome, GA.....	1984-85-86
Mike Flynn.....	LB	Miami, FL.....	1971-73-74
Dee Ford.....	DE	Odenville.....	2009-10-12-13
Johnathan Ford.....	DB/RB	Big Cove.....	2013-14-15-16
R.V. Ford.....	T	Hartford.....	1921-22-23
Bobby Foret.....	E	New Orleans, LA.....	1960-61
Teddy Foret.....	T	New Orleans, LA.....	1957-58-59
Manoso Foston.....	FB	Tuskegee.....	1997
Joe Fountain.....	Tnr	Hueytown.....	1988-89
Julian Fowler.....	QB	Pell City.....	1939
Humphrey Foy.....	T	Eufaula.....	1904-05-06
Robert Foy.....	E	Barbour County.....	1891-92-93
T.M. Francis.....	B	Ohatchee.....	1909-10-11
Byron Franklin.....	WR	Sheffield.....	1977-78-79-80
John Franklin.....	OL/TE	Graceville, FL.....	1993-94-95
John Franklin III.....	QB	Ft. Lauderdale, FL.....	2016
Brandon Frazier.....	TE	McKinney, TX.....	2020-21-22
Joe Frazier.....	TB	Montgomery.....	1991-92-93-94
Kiehl Frazier.....	QB/WR	Springdale, AR.....	2011-12-13
Wayne Frazier.....	C	Evergreen.....	1959-60-61
Connie Frederick.....	WB	Montgomery.....	1967-68-69
Tucker Frederickson.....	HB	Hollywood, FL.....	1962-63-64
Anthony Freeman.....	Mgr	LaGrange, GA.....	1984-88
Eltoro Freeman.....	DB	Alexander City.....	2009-10-11
Rick Freeman.....	DB	Auburn.....	1975-76-77
Robert Freeman.....	QB	Decatur.....	1951-52-53-54
Josh French.....	DB	Birmingham.....	2018-19
Nate French.....	OG	Moultrie, GA.....	2001
Richard French.....	Tnr	Roanoke.....	1983-84-85-86
Roland Fricke.....	G	Guntersville.....	1915-16
Joe Friddle.....	Mgr	Birmingham.....	1968-69
Tyler Fromm.....	TE	Warner Robins, GA.....	2020-21-22
Kris Frost.....	LB	Mathews, NC.....	2013-14-15
RaShan Frost.....	DT	Ft. Washington, MD.....	1999
Danny Fulford.....	OG	Hartford.....	1964-65
Robert Fulghum.....	HB	Bolivar, TN.....	1965-66-67
Andy Fuller.....	TE	Huntsville.....	1992-93-94-95
Franklin D. Fuller.....	SB	Eatonton, GA.....	1963-65
Mike Fuller.....	S	Mobile.....	1972-73-74
Rusty Fuller.....	FB	Birmingham.....	1972-73
Terry Fuller.....	DB	Mobile.....	1975-76
James Fullington.....	HB	Birmingham.....	1952
Brent Fullwood.....	TB	St. Cloud, FL.....	1983-84-85-86
Floyd Fulmer.....	G	Jacksonville, FL.....	1946-47
Brandon Fulse.....	TE	Fort Meade, FL.....	2011-12-13-14

G

Fred Gafford.....	FB	Montgomery.....	1948
Monk Gafford.....	HB	Montgomery.....	1940-41-42
Kerry Gaines.....	Tnr	1980-81-82-83
Robin Gaines.....	Tnr	1976-77-78-79
Trey Gainous.....	SE	Cairo, GA.....	1983-84-85-86
Eric Gaither.....	1961-62
Sam Galloway.....	C	Hendersonville, NC.....	1961
Travis Galloway.....	C	Lakeland, FL.....	1988-89-90
Phelps Gambill.....	OL	Nashville, TN.....	2018-19
Steve Gandy.....	S	Waynesboro, MS.....	2005-06
Wayne Gandy.....	OT	Haines City, FL.....	1990-91-92-93
Frank Gantt.....	G	Lavonia, GA.....	1934-35-36
Nathan Gardner.....	LB	Leeds.....	1997
Phil Gargis.....	QB	Leighton.....	1974-75-76
Peter Garland.....	HB	Jones.....	1921-22
L.C. Garner.....	E	Bessemer.....	1944
Rodney Garner.....	NG	Leeds.....	1985-86-87-88
Tim Garner.....	LB	Opelika.....	1988-89
Charlie Garnham.....	OG	Atlanta, GA.....	1980-81
Pasco Garramore.....	E	Hazelton, PA.....	1945
Justin Garrett.....	LB	Stone Mountain, GA.....	2011-14-15
Aaron Garrison.....	DL	Ozark.....	2014-15
Harris Gaston.....	LB	Birmingham.....	2010
Mike Gates.....	WB	Birmingham.....	1972-73-74
Joey Gatewood.....	QB	Jacksonville, FL.....	2019
Frank Gatski.....	C	Grant Town, WV.....	1945

Carl Gaum.....	Enslay.....	1908
James G. Gauntt.....	G	Chattanooga, TN.....	1906-08
A.J. Gendusa.....	B	New Orleans, LA.....	1942
Kevin Gentle.....	K	Guntersville.....	1995-96-97
Thery George.....	P	Seale.....	1991-92
Holden Geriner.....	QB	Savannah, GA.....	2022
John Gibbons.....	OL	Mobile.....	1980
Stephen Gibbons.....	OL	Marietta, GA.....	2009
Charles Gibson.....	QB	LaGrange, GA.....	1921-22
U.F. Gibson.....	E	Lineville.....	1917
Winkey Giddens.....	T	Childersburg.....	1960-61-62
Allen Giffin.....	E	Gainesville, FL.....	1966-67-68
Brent Gilbert.....	OG	Dothan.....	1986
Marquis Gilbert.....	DB	Daytona Beach, FL.....	2022
Walter Gilbert.....	C	Fairfield.....	1934-35-36
Zach Gilbert.....	DB	Florence.....	2004-05-06-07
Phillip P. Gilchrist.....	DB	Mobile.....	1935
Fred Gilliam.....	G	Chattanooga, TN.....	1935-37
Robert Gilliam.....	HB	1948
Jeff Gilligan.....	SE	Peru, IL.....	1975
Chad Gilliland.....	Tnr	1990-91
Ronald C. Gilliland.....	Tnr	1990-91
Greg Gillis.....	SP	Brewton.....	1974
Ted Gilreath.....	Mgr	Chattanooga, TN.....	1957-58-59
William Gilreath.....	Mgr	Montgomery.....	1983
Mitch Gilstrap.....	C	Marietta, GA.....	1980
Roshard Gilyard.....	S	Jacksonville, FL.....	2000-01-02-03
Donnie Givens.....	NG	Montgomery.....	1977-78
Charlie Glenn.....	OT	Chattanooga, TN.....	1966-67
Mike Glisson.....	OG	Columbus, GA.....	1988
Ludwig Goetz.....	OT	Ridgefield, NJ.....	1959
Robert Goff.....	DT	Bradenton, FL.....	1986-87
Michael Goggans.....	DE	Alexander City.....	2007-08-09-10
Bobby Golden.....	HB	Decatur.....	1949-50-51
Austin Golsen.....	OL	Prattville.....	2015-16-17
Oscar Gonzalez.....	OL	Hialeah, FL.....	2006
Tyrone Goodson.....	WR	Brooksville, FL.....	1994-95-96-97
Antonio Goodwin.....	WR	Atlanta, GA.....	2010
John Goodwin.....	T	Albertville.....	1915-16
Jerry Gordon.....	OT	Chattanooga, TN.....	1967-68
Willie Gosha.....	WR	Ft. Walton, FL.....	1993-94-95-96
Thomas Gossom.....	SE	Birmingham.....	1972-73-74
Steve Goula.....	OL	Mobile.....	2000-01
Eugene Govan.....	RB	Grovetown, GA.....	2016-17
Ed Graham.....	TB	Bayou La Batre.....	1982-83-84
John Granger.....	HB	Bessemer.....	1925
W.G. Granger.....	FB	Bessemer.....	1927-28-29
Bob Grant.....	Mgr	Mobile.....	1969-70-71
Corey Grant.....	RB	Opelika.....	2013-14
Russell Grant.....	E	Dothan.....	1930-31-32
Derrick Graves.....	LB	Holt.....	2001-02-03-04
Chris Gray.....	OT	Birmingham.....	1989-90-91-92
Jeff Gray.....	CB	Atlanta, GA.....	1976-77-78
Deandre Green.....	WR	Prichard.....	2000-01
H.L. Green.....	HB	Pensacola, FL.....	1928
Johnny Green.....	DB	Birmingham.....	1979-80
Keith Green.....	DT	Rome, GA.....	1968-69-70
Tyronne Green.....	OL	Pensacola, FL.....	2005-06-07-08
A.J. Greene.....	OL	Madison, TN.....	2010-11
Carson Greene.....	FB	Ozark.....	1923-24-25
Kevin Greene.....	DE	Anniston.....	1983-84
Bobby Griffin.....	T	Union Springs.....	1951
Doc Griffith.....	HB	Hokes Bluff.....	1962-63-64
Lee Griffith.....	C	Long Island, NY.....	1960
Louie Grimes.....	Mgr	Opp.....	1983-84-85-86
Clarence Grimmett.....	LE	Birmingham.....	1941-42
Bill Grisham.....	TE	Huntsville.....	1978-79-80
W.P. Grisham.....	G	Athens.....	1920-24
Tommy Groat.....	E	Ft. Payne.....	1966-67
Mike Groover.....	E	Dixie, GA.....	1960
Andy Groos.....	OG	Elizabeth, NJ.....	1964-65-66
Charles E. Gross.....	Mgr	Montgomery.....	1975-76-77-78
Gabe Gross.....	QB	Dothan.....	1998
George Gross.....	OT	Elizabeth, NJ.....	1960-61-62
Gerald Gross.....	HB	Carrollton, GA.....	1962-63-64-65
Lee Gross.....	C	Montgomery.....	1972-73-74
Quentin Groves.....	DE	Greenville, MS.....	2004-05-06-07
Charles Grubb.....	HB	Auburn.....	1944-45-46-47

Ben Grubbs.....	TE/OG	Eclectic.....	2003-04-05-06
Lee Guess.....	WR	Trussville.....	2004-05-06
Devin Guice.....	DB	Opelika.....	2017-18-19-20-21
Jerry Gullede.....	G	Mobile.....	1959-60-61
Marques Gunn.....	DE	Alexander City.....	2003-04-05-06
Scott Gurosky.....	QB	Vestavia Hills.....	1988
Richard Guthrie.....	T	Union Springs.....	1961
Terry Gwin.....	T	Jefferson County.....	1899
W.H. Gwin.....	C	Cohort.....	1900

H

Bill Haas.....	OG	Birmingham.....	1960-61
Larry K. Hagan.....	OT	Bradley, FL.....	1967
M.H. Hagood, Jr.....	FB	Brewton.....	1924
Brandon Haley.....	DE	Lakeland, FL.....	2005-06-07
Cordova Hall.....	TB	Columbus, GA.....	1998
Derick Hall.....	DL	Gulfport, MS.....	2019-20-21-22
Greg Hall Jr.....	LB	Athens, GA.....	2016
Hank Hall.....	HB	Miami, FL.....	1965-66-67
Jim Hall.....	E	Haddon Fields, NJ.....	1955-56-57
Phillip Hall.....	OL	Birmingham.....	1978-79-80
Victor Hall.....	TE	Anniston.....	1989-90-91
Warren Hall.....	Mgr	Hamilton.....	1985-86-87
Harold Hallman.....	DE	Macon, GA.....	1983-84-85
Harold Ham.....	DE	Montezuma, GA.....	1967-68
Brodarius Hamm.....	OL	Griffin, GA.....	2018-19-20-21
Frank Hamm.....	E	Florence.....	1938
Hal Hamrick.....	OT	Douglasville, GA.....	1968-69-70
Jeremy Hand.....	WR	Auburn.....	1995-96-97
Jaren Handy.....	DL	Hattiesburg, MS.....	2019-20
Sam Hanks.....	T	Evergreen.....	1950-51-52
Carl Happer.....	HB	Homewood.....	1938-39-40
Jonathan Haralson.....	HB	1898
Rick Harbuck.....	FB	Birmingham.....	1974-75
Courtney Harden.....	LB	Leighton.....	2005-06-07-08
Alan Hardin.....	DB	Birmingham.....	1976-77-78
Carl Hardy.....	HB	Myrtle Beach, SC.....	1965-66
Henry Hardy.....	Mgr	Birmingham.....	1973-74-75
Jay Hardy.....	DE	Chattanooga, TN.....	2020
Ken Hardy.....	DE	Gulf Breeze, FL.....	1977-78-79
Zac Hardy.....	DE	Hueytown.....	1977-78-79-80
C.L. Hare.....	B	Auburn.....	1892
F.W. Hare.....	Auburn.....	1898
C.D. Harkins.....	C	Bessemer.....	1928-29-30
E.M. Harkins.....	G	Bessemer.....	1920-21-22-23
E.W. Harman.....	G	Dixie, GA.....	1908-09-10
Charles Harper.....	C	Tallahassee.....	1946
Garrett Harper.....	WR	2011
Matt Harper.....	Mgr	Blakely, GA.....	1987-88
Keymiya Harrell.....	DL	Selma.....	2015
Marquel Harrell.....	OL	Fairburn, GA.....	2016-17-18-19
A.J. Harris.....	E	Morgan County.....	1893
Anthony Harris.....	LB	Ft. Pierce, FL.....	1992-93-94-95
Bo Harris.....	LB	Conyers, GA.....	2007
Bob Harris.....	SS	Decatur, GA.....	1978-79-81-82
David Harris Hill.....	T	Lanett.....	1920-21
Harold Harris.....	T	Lineville.....	1950
Jalen Harris.....	TE	Montgomery.....	2015-16-17
Josh Harris.....	LS	Carrollton, GA.....	2009-10-11
Marcus Harris.....	DL	Montgomery.....	2021-22
Michael Harris.....	LB	Tucker, GA.....	2019
Rabbit Harris.....	T	Montgomery.....	1906-07-08-09
Ralph Harris.....	G	Lucien, MS.....	1944
Spencer Harris.....	OL	Columbiana.....	2000
Vincent Harris.....	FB	Birmingham.....	1986-87-88
William F. Harris.....	C	Fairfield.....	1945
Joe Harrison.....	HB	Montgomery.....	1923-24
Joe F. Harrison.....	Mgr	Wedowee.....	1972-73-74
Max Harrison.....	E	Atmore.....	1937
Leon Hart.....	OL	Columbia, SC.....	2004-05-06-07
Randy Hart.....	DT	Enterprise.....	1991-92-93
J.L. Hartsele.....	HB	Hartselle.....	1927
Bryant Harvard.....	QB	Thomasville, GA.....	1957-59-60
Everett Harwell.....	E	Birmingham.....	1944
Ryan Hastie.....	RB	Salinas, CA.....	2008
Will Hastings.....	K/WR	Little Rock, AR.....	2015-16-17-19
Dominic Haston.....	DB	Eight Mile.....	1999-00

All-Time Lettermen

Charles Hataway..... HB	Troy.....	1951-52-53	D'Antoine Hood..... DB	Phenix City.....	2008-09	Oliver Jackson.....	Trussville.....	1933
Daniel D. Hataway..... B	Troy.....	1944-45	Roderick Hood..... DB	Columbus, GA.....	1999-00-01-02	Sean Jackson..... RB	Trussville.....	2021-22
Reginald Hatcher..... Mgr	Hartford.....	1929	Ryan Hooker..... WR	Pontotoc, MS.....	1998-99	Shedrick Jackson..... WR	Hoover.....	2018-19-20-21-22
L.L. Hatfield..... HB	Montgomery.....	1929-30-31	Davis Hooper..... RB	Montgomery.....	2010-11	Tommy "TJ" Jackson..... NG	Opelika.....	2002-03-04-05
Hawk Hawkins..... B	Gadsden.....	1944	Robert Hoppe..... RHB	Chattanooga, TN.....	1955-56-57	Brandon Jacobs..... TB	Napoleanville, LA.....	2003
Herb Hawkins.....	Georgiana.....	1944	Fernando Horn..... DT	Winston-Salem, NC.....	1987-88-89	Butch Jacobs..... Mgr	Alexander City.....	1996-97
Matt Hawkins..... K/P	Pensacola, FL.....	1993-94-95	Alonzo Horton..... DE	New Orleans, LA.....	2006	Jay Jacobs..... OT	Jacksonville, FL.....	1982-83
Tim Hawthorne..... WR	Birmingham.....	2007-08	Mike Horton..... OL	Atlanta, GA.....	2016-17-18-19	Bill James..... DE	Jasper.....	1967-68-69
Frank Hayes..... LB	Montgomery.....	1949	Edwin House.....	Wichita Falls, TX.....	1945	D.J. James..... DB	Mobile.....	2022
Richard Hayes..... C	Orlando, FL.....	1947	Martavius Houston..... DB	Lauderdale Lakes, FL.....	1995-96-97	D.T. James.....	Mobile.....	1930
Dick Hayley..... TE	Auburn.....	76-77-78	N.G. Houston..... G	Sylvester, GA.....	1933-34	Darius James..... OL	Killeen, TX.....	2016-17
Lee Hayley..... E	Birmingham.....	1951-52	Bucky Howard..... T	Birmingham.....	1966-67-68	Ebb James.....	Mobile.....	1928-29
Charlie Haynesworth..... FB	Birmingham.....	1937-38-39	C.S. Howard..... QB	Union Springs.....	1919-20-21	Fob James, Sr.....	Mobile.....	1928-29
Brant Haynie..... SS	Gadsden.....	2004-05-06	R.B. Howard..... G	Enslay.....	1926	Fob James, Jr..... HB	Lanett.....	1952-53-54-55
E.C. Haynie..... E	Auburn.....	1903	T. Herman Howard..... FB	LaGrange, GA.....	1951-52	Jeno James..... OT	Montgomery.....	1996-97-98-99
Larry Haynie..... DG	Atlanta, GA.....	1964-65-66	Fox Howe..... FB	Montgomery.....	1921-22-23	Lionel James..... HB	Albany, GA.....	1981-82-83
John Hayworth..... LB	Decatur, GA.....	1969-70-71	Frank Howe..... Tnr	New Brockton.....	1989-90	Louie James.....	Mobile.....	1928-29
T.R. Head..... QB	Troy.....	1933	Milton V. Howell..... RG	Bessemer.....	1937-38-39	Paul James III..... DL	Miami, FL.....	2017
Dean Heartel..... FS	Atlanta, GA.....	1991	Willie Howell..... RB	Thomaston, GA.....	1979-80-81-82	Tim James..... FB	Montgomery.....	1980-81-82
Walter Heath..... FB	Birmingham.....	1936-37	Thomas Howle..... E	Oxford.....	1915	James Jeffers..... HB	Birmingham.....	1949
Josh Hebert..... DB	Houston, TX.....	2005-06-07	Brian Howton..... Mgr	Gurley.....	1987-88	James Jeffrey..... T	Chattanooga, TN.....	1957-58
Romello Height..... DE	Dublin, GA.....	2020-21	Carl Hubbard..... LB	Columbus, GA.....	1973-74-75	B.S. Jenkins..... HB	Mobile.....	1942
Jerry Helms..... C	Covington, GA.....	1987	Mike Hubbard..... LB	Columbus, GA.....	1977	Frank Jenkins.....	Auburn.....	1964-65-66
Mike Helms..... E	Abbeville.....	1962-63-64	Bert Hudson..... RB	Jay, FL.....	1999	George Jenkins..... B	Columbus, GA.....	1932-33
Clay Helton..... QB	Sugarland, TX.....	1992	John Hudson..... C	Paris, TN.....	1986-87-88-89	Z.T. Jenkins..... HB	West Point, GA.....	1942-47
Jon Helton..... OG	Dublin, GA.....	1990	Kobe Hudson..... WR	Pine Mountain, GA.....	2020-21	Marrell Jerkins..... LB	Enterprise.....	1969-70
Mike Henley..... TB	Oxford.....	1974-75	John Huff..... B	LaGrange, GA.....	1939-40	Avery Jernigan..... OL	Blackshear, GA.....	2022
Terry Henley..... TB	Oxford.....	1970-71-72	David Hughes..... DE	Tampa, FL.....	1971-72-73	Tim Jessie..... TB	Opelika.....	1982-83-84-86
Wayne Hepler..... G	New Kensington, PA.....	1946	L.E. Hughes..... G	Birmingham.....	1911-12-13	Gardner Jett..... SP	Atlanta, GA.....	1970-71-72
Daniel Herren..... HB	Tallassee.....	1909-10	Reed Hughes..... LS	Conway, AR.....	2022	Richard Jibunor..... DL	Athens, GA/Nigeria.....	2018
Adam Herring..... LB	Springdale, AR.....	2008-09	Todd Hughes..... NT	Marietta, GA.....	2004	Ken Johns..... OG	Mobile.....	1956
Hal M. Herring..... C	Lanett.....	1946-47-48	Ed Huguley..... QB	West Point, GA.....	1898-1899-00	Arthur Johnson..... SS	Alabaster.....	1983-84-85-86
Will Herring..... S	Opelika.....	2003-04-05-06	Morgan Hull..... K	Decatur.....	2008-09	Brad Johnson..... OG	Centre.....	1986-87-88-89
McCay Hewlett..... HB	Birmingham.....	1946	Donnie Humphrey..... DT	Huntsville.....	1979-80-81-82-83	Brandon Johnson..... FB	Bayou La Batre.....	2000-01-02-03
Mike Hicks..... S	Anniston.....	1981-82	Chris Humphries..... DE/FB	Semerville.....	2009-10-11	Caleb Johnson..... DL	Columbus, GA.....	2019-20
Tommy Hicks..... DE	Montgomery.....	1976-77	Bobby Hunt..... QB	Lanett.....	1959-60-61	C.J. Johnson..... QB	Palmyra, MO.....	1900-01
Mike Higgins..... DB	Uniondale, NY.....	1985	Phillip Hunt..... QB	Lanett.....	1962-63	Chris Johnson..... PK	Spanish Fort.....	1985-87-88
Aubrey Hill..... QB	Sulligent.....	1934	Jaquez Hunter..... RB	Philadelphia, MS.....	2021-22	Chuckie Johnson..... DT	Fayetteville, NC.....	1989-90-91-92
David Hill..... OT	Lanett.....	1961-62	Ray Hunter..... S	Bessemer.....	1987-88-89-90	George Johnson..... C	Langdale.....	1930-32
Forrest Hill..... DS	Jonesboro, GA.....	2012-13-14	Doug Huntley..... CB	Montgomery.....	1987-88	Hal Johnson..... LB	Bradenton, FL.....	1980
G.B. Hill..... T	Talladega.....	1902-03	Willie Huntley..... RB	Montgomery.....	1978-79-80	Jaunta'vius Johnson..... DL	Lincoln.....	2017-18
Lance Hill..... SB	Birmingham.....	1974-75-76	Chuck Hurston..... T	Columbus, GA.....	1962-63-64	Ja'Varius Johnson..... WR	Trussville.....	2020-21-22
Larry Hill..... OG	Alex City.....	1969-70-71	Dwight Hurston..... HB	Bremen, GA.....	1966-67-68	Jeremy Johnson..... QB	Montgomery.....	2013-14-15-16
Matthew Hill..... WR	Lawrenceville, GA.....	2019	Jerry Hutchinson..... E	Jackson, MS.....	1958	Kerryon Johnson..... RB	Huntsville.....	2015-16-17
Nate Hill..... DT	LaGrange, GA.....	1984-85-86-87	Jimmy Hutchinson..... P	Marietta, GA.....	2014	Lynn Johnson..... OT	Dozier.....	1973-74-75
Melvin Hines..... WR	Huntsville.....	1989-90-91-92	Freddie Hyatt..... E	Sylacauga.....	1965-66-67	Malcolm Johnson Jr..... WR	Bryans Rd, MD.....	2020-21-22
Eric Hines-Tucker..... RB	Lanett.....	1995-96				Marc Johnson..... FS	Centre.....	1990-91-92-93
Billy Hitchcock..... HB	Union Springs.....	1935-36-37				Merrill Johnson..... LB	Butler.....	2005-06-07-08
James Hitchcock..... E	Union Springs.....	1930-31-32				Pat Johnson..... OT	Scottsboro.....	1986
Dwight Hitt..... HB	Jackson, MS.....	1949-50-51	Noah Igbingoghene..... WR/DB	Trussville.....	2017-18-19	Richard M. Johnson.....	Montgomery.....	1921
Bob Hix..... OT	Jefferson, GA.....	1981-82-83	Bobby Ingalls..... OL	Gardendale.....	2011	Robert Johnson..... TE	Montgomery.....	2000-01-02
J.M. Hobbie..... HB	Montgomery County.....	1903	Jeremy Ingle..... C	Montgomery.....	2002-03-04	Rudi Johnson..... RB	Ettrick, VA.....	2000
Kevin Hobbs..... DB	Tampa, FL.....	2003-04-05	Jim Ingle..... E	Birmingham.....	1963	Sherman Johnson..... TE	Pensacola, FL.....	1984
Ken Hobby..... QB	Tifton, GA.....	1981	Jordon Ingram..... RB	Mobile.....	2021	Skip Johnston..... P	Auburn.....	1977-78-79
J.B. Hobby.....	Bullock Co.....	1897	Rupert Ingram..... E	Wetumpka.....	1927-28	Spencer Johnson..... DT	Silas.....	2000-01-02-03
Ryan Hockett..... OG	Jacksonville, FL.....	2002	Dick Ingwersen..... DE	Pascagoula, MS.....	1969	Tate Johnson..... OL	LaGrange, GA.....	2020-22
Barry Hocutt..... Mgr	Alabaster.....	1979-80-81-82	Russell Inman..... HB	Birmingham.....	1947-48-49	George Johnston.....	Birmingham.....	1918-19-20
Smokey Hodge..... LB	Birmingham.....	1986-87-88	L.E. Irby..... B	Eufaula.....	1940-41-42	Harold Joiner..... RB	Birmingham.....	2019
W.A. Hodges..... QB	Bessemer.....	1925-26-27	David Irons..... CB	Dacula, GA.....	2005-06	Anthony Jones..... DT	Birmingham.....	1975-76-77
Murray Hoffman..... E	Waverly.....	1925	Kenny Irons..... RB	Dacula, GA.....	2005-06	Charles A. Jones..... E	Mobile.....	1915-16
Ralph Hoffman..... G	Waverly.....	1925	Don Irvin..... C	Birmingham.....	1960-61	Chris Jones..... SS	Riverside.....	1989-90-91
Bill Hogarth..... G	Miami, FL.....	1949-50	Jalil Irvin..... OL	Stone Mtn, GA.....	2019-20-21-22	Donald T. Jones..... G	Chattanooga, TN.....	1930-32
Walter Holcombe..... QB	Mobile.....	1896-1897	Tim Irvin..... DB	Miami, FL.....	2015	Doug Jones.....	Mobile.....	1964
George Holdcroft..... G	Enslay.....	1929	Andy Irvine..... LB	Ft. Lauderdale, FL.....	1986	Frank Jones..... G	Brewton.....	1904-05
Joe Holifield..... Mgr	Mobile.....	1984-85-86-87	Byron Isom..... OL	Jonesboro, GA.....	2007-08-09-10	Frank E. Jones..... T	Birmingham.....	1949
Chris Holland..... OG	Pensacola, FL.....	1991-92				Freddie Jones..... FS	Portsmouth, VA.....	1983
Jake Holland..... LB	Pelham.....	2010-11-12-13				Greg Jones.....	New Market.....	1985-86-87
Jeff Holland..... OLB	Jacksonville, FL.....	2015-16-17				Herman J. Jones..... HB	Eufaula.....	1929-30
W.R. Holley..... G	Henry County.....	1907-08	Adrian Jackson..... DE	Mobile.....	1990-91	Jayson Jones..... DL	Calera.....	2022
Bret Holliman..... S	Marion Junction.....	2001-02-03-04	Alec Jackson..... DL/OL	Montgomery.....	2018-19-20-21-22	Jimmy Jones..... PK	Opp.....	1966-67
Fred Holman..... T	Dothan.....	1935-36-37	Bo Jackson..... HB	Bessemer.....	1982-83-84-85	John Allen Jones..... HB	Opelika.....	1892
Jaret Holmes..... K/P	Clinton, MS.....	1996-97	Calvin Jackson..... CB	Ft. Lauderdale, FL.....	1992-93	Jonathan Jones..... DB	Carrollton, GA.....	2012-13-14-15
J. Crawford Holmes..... B	Joppa.....	1937-38-39	Clay Jackson..... FB	Birmingham.....	1920-21	Justin Jones..... RB	Bessemer.....	2022
M.C. Holmes..... T	Montgomery.....	1933	Eddy Jackson..... FB	Demopolis.....	1956-57	Keondre Jones..... OL	LaGrange, GA.....	2020-21-22
Joshua Holsey..... DB	Fairburn, GA.....	2012-13-14-15-16	Hubert Jackson.....	Clairmont Springs.....	1924	Ken Jones..... OG	Hueytown.....	65-66-67
Chip Holt..... Mgr	Franklin, TN.....	1996-97-98-99	Jeff Jackson..... DE	Griffin, GA.....	1981-82-83	Miles Jones..... FB	Fairhope.....	1971-72
Mike Holtzclaw..... LB	Rainsville.....	1967-68-69	Mike Jackson..... DB	Montgomery.....	1973	Pat Jones..... LB	Jackson, TN.....	1974-75
Eugene Honeycutt..... HB	Bessemer.....	1925	Mitzi Jackson..... TB	DeFuniak Spgs., FL.....	1973-74-75	Ronnie Jones..... OT	Chattanooga, TN.....	1974-75-76

All-Time Lettermen

Vincent Jones.....OG Dothan 1986-87
 David Jordan.....OG Birmingham..... 1980-81-82-83
 Herbert Jordan.....HB Fulton 1952
 James Jordan HB 1959
 Ralph Jordan C Selma..... 1929-30-31
 Robert C. Jordan HB Birmingham..... 1951-52
 James Joseph FB Phenix City 1986-88-89-90
 Morris Joseph Jr.DL Orange, TX 2022
 Anthony Judge.....LB Ft. Lauderdale, FL.....1988-90-91
 Charles L. Justo.....E Birmingham..... 1950

K

James Karam.....HB Lake Village, AR..... 1934
 Bryan Karkoska.....K Tallahassee, FL..... 1992-93
 Donovan Kaufman.....S New Orleans, LA..... 2021-22
 Richard Kearley.....HB Auburn 1910-11-12-13
 Shane Keasler.....OG Centre 1990-91-92
 Charles Kelley.....CB Ozark 1989
 Gary Kelley.....DE Birmingham..... 1984-85-86
 Trent Kelly.....OL Phenix City 2018-19-20
 Barry Kelly.....Mgr Birmingham..... 1975-76
 H.E."Spec" Kelly.....HB Tarrant..... 1936-37-38
 Kenny Kelly.....LB Panama City, FL..... 1998-99
 Omari Kelly.....WR Trussville..... 2022
 Jeff Kemp.....DE Montgomery..... 1976
 William KempE Bessemer..... 1932-33
 King KemperMgr Macon, GA..... 1990-91
 George V. Kenmore....HB Americus, GA..... 1937-38-39
 Raashed KennionDL Jacksonville, FL 2014-15
 Mailon KentQB Lanett 1961-62-63
 Johnny Kern.....RB Mobile..... 1957-58-59
 Weyman L. KiddFB Atlanta, GA..... 1966-67
 Chuck Kiefer.....Mgr Montgomery..... 1967-68
 James Kiger.....C Daleville..... 1995-96
 Jon KilgoreE Atlanta, GA..... 1962-63-64
 Wilton Kilgore.....FB Wadley 1934-35-36
 William Kilpatrick.....G Bessemer..... 1951-52
 Kaleb Kim.....OL Buford, GA 2016-17-18-19
 Casy KimbrellHB Thomasville 1932-33
 Brandon KingDB Alabaster 2013-14
 Caleb King.....TE Huntsville..... 2016-17
 David King.....CB Fairhope 1981-82-83-84
 Ed King.....OG Phenix City 1988-89-90
 Gray KingWR Atlanta, GA..... 2014-15
 Griffin King.....WR Atlanta, GA..... 2016-17-18
 Jason KingFB Newnan, GA..... 2009
 Kelly King.....G Atlanta, GA..... 1963
 Landen King.....TE Beaumont, TX 2021-22
 Pat KingMgr Bessemer.....
 Steve KingTnr Alexander City 1988-89
 Drew Kirk.....OT Greenville, GA..... 2003
 John KirkwoodHB Corona 1919-20-21
 W.R. Kirkwood.....Edgewater..... 1928
 C.F. Kirsch.....C 1942
 Billy Kitchens.....RHB Macon 1956-57-58
 Shaun Kitchens.....WR College Park, GA 2010
 Jeff Klein.....QB Alpharetta, GA 1999-00-01
 R.P. Kloeti..... 1942
 A.D. Knapp.....E Auburn 1922-23
 Chris Knapp.....PK Americus, GA 1985-86-87
 Walter D. Knight..... 1923
 Bydarius Knighten.....S Tunica, MS..... 2021
 John KolenLB Montgomery..... 1993-94-95
 Mike Kolen.....LB Birmingham..... 1967-68-69
 Alex Kozaan.....OG Castle Rock, CO..... 2013-15-16
 Louis Kral.....DE Montgomery..... 1973
 Zach Kutch.....K Milton, FL 2007
 Curtis Kuykendall.....HB Sallis, MS..... 1942-43-44
 Alex KviklysK Marietta, GA..... 2014

L

Ed Lacey.....T Orrville 1902-03-04-05
 Tim Lacey.....Mgr Birmingham..... 1972-73-74
 William Laffoon.....G Petersburg, VA 1945
 B.J. LambT Union 1910-11-12
 Pound Lamb.....FB Americus, GA..... 1986

DaVonte Lambert.....DL Keysville, GA 2014-15
 Jack Lambert.....G Alexander City 1948-49
 Matt Land.....CB Dalton, GA 1991
 Chris LandrumLB Sweet Water..... 2012
 Noland Lang.....HB Waycross, GA..... 1944-45
 Doug Langenfeld.....DE Moncks Corner, SC..... 2003-04
 Clay Langford.....DS Lanett 1995
 Jack Langford.....FB Griffin, GA..... 1952
 Charles Langner.....FB Birmingham..... 1948-49-50
 David Langner.....DB Birmingham..... 1971-72-73
 Gaines Lanier.....DT West Point, GA 1972-73-74
 Harold Lannom.....T Lebanon, TN 1946-47
 William Larimore.....E Silver Spring, MD 1952
 John LarkinTnr Huntsville..... 1972-73-74
 Pat LaRockLB Birmingham..... 1975
 Frank LaRussa.....OG Birmingham..... 1956-57-58
 Larry Lasky.....Tnr 1977-78-79-80
 James LasterHB Covington, GA 1957-58
 Larry Laster.....FB Covington, GA 1961-62
 Robert Lauder.....HB Foley 1957-58-60
 Karl Lavine.....C Ft. Walton, FL 1995-96
 Ralph Law..... 1951-52
 Devaroe Lawrence.....DL Greenville, SC..... 2015-16
 J.D. Lawrence.....G Planterville..... 1921-22-23-24
 Carl LawsonDE Alpharetta, GA 2013-15-16
 Chris Laye.....TE Cumming, GA 2015
 Sydney Leach.....E Tuscaloosa 1893
 Ben Leard.....QB Hartwell, GA..... 1997-98-99-00
 Danny Ledbetter.....LB Norman, OK 1990
 Lowell Ledbetter.....Mgr 1956-57
 Sage Ledbetter.....K Auburn 2017-18-19
 Alan Lee..... 1981
 Barry LeeMgr Childersburg..... 1984-85
 Jimmy S. Lee..... 1957-58-59
 Patrick Lee.....DB Miami, FL..... 2004-05-06-07
 Robert W. Lee.....HB Robertsdale 1961
 Robert Leff.....OL Fairhope 2013-14-15-16
 Jonathan LeGrand.....LB Dothan 2022
 Joe Leichtnam.....DE Hackensack, NJ 1958-59-60
 Jake Lembke.....DS New Lenox, IL 2012-13
 Corey Lemonier.....DE Hialeah, FL..... 2010-11-12
 Jim LeNoir.....E Butler 1938-39-40
 Traivon Leonard.....DB West Palm Beach, FL 2017-18
 Eku Leota.....DE Asheville, NC..... 2021-22
 Barton Lester.....LB Montgomery..... 2020-21-22
 Brad Lester.....RB Montgomery..... 2005-06-07-08
 Andrew Letts.....WR/S Hinsdale, IL 2002-03-04
 Jake Levant.....LB Vestavia Hills..... 2021-22
 Irving Levi.....G Gadsden..... 1934-35
 Aubrey Lewis..... 1931
 Corey Lewis.....QB Gallatin, TN 1989-90-91
 Damian Lewis.....RB Wetumpka 2016
 Don Lewis.....S Decatur 1963-64-65
 Ben Lightfoot..... 1952
 Alex Lincoln.....LB Mobile..... 1999-00
 E.W. Lind 1909
 Tim Lindblom.....Mgr 1988-89
 Chris Linderman.....TB Atlanta, GA..... 1972-73
 Danny Lindsey.....C/OG Douglas, GA 2001-02-03-04
 E.M. Lindsey.....HB Griffin, GA 1913
 Michael Lindsey.....DS Atlanta, GA 1999-00-01-02
 Trey Lindsey.....QB Montgomery..... 2022
 John Liptak..... 1945-46-47
 Charles A. Little.....FB Andalusia 1951-52-53
 John LittleTnr Mobile..... 1988
 Burt Lively.....OG Rome, GA 1989-90
 T.C. Locke.....T Montgomery..... 1907-08-09
 Jack Locklear.....T Ft. Payne..... 1951-52-53-54
 Mike Locklear.....TE Ft. Payne..... 1977-78-79
 Frank Lockwood.....G Montgomery..... 1912-13-14
 James C. Loftin.....E Memphis, TN 1951
 Wesley Loftin.....G Athens, GA 1951
 Russ Logan.....LB Eutaw 2021
 L.W. Lollar Jr. 1919
 G.J. Long..... 1928-29
 Howell Long.....G Danville 1927-28-29
 Hunter Long.....QB Falkville 1892
 James Wallace Long.....E Hartselle 1951-52-53-54

S.R. Long.....G Danville 1924-25-26
 Scotty Long.....E Lawton, OK..... 1964-65-66
 Tony Long.....LB Powder Springs, GA 1975-76
 Mac Lorenzo.....OT Auburn 1970-71-72
 Tommy Lorino.....RB Bessemer..... 1956-57-58
 Jeff Lott.....OG Gainesville, GA 1982-83-84-85
 Ricardo Louis.....WR Miami, FL..... 2013-14-15
 William Louiselle.....G Mobile..... 1912-13
 Henry Love.....TB Douglasville, GA 1988
 Jonathan Lovelace..... 1913
 Erick Lowe.....WR Lake Worth, FL 1995-96-97-98
 Tommy Lowry.....TB Oneonta..... 1969-70-71
 Grant Loy.....QB New Washington, OH 2020-21
 Glenn Lucas.....Tnr Jemison 1989-90-91
 Bill Luka.....LB Memphis 1971-72-73
 James M. Luke..... 1911
 Ken Luke.....DB Mobile..... 1978-79
 Tommy Lunceford.....SP Montgomery..... 1965-66-67
 Frank Lupton.....HB Lee County..... 1892
 Ramon Luster.....DT Birmingham..... 1992-93
 Earle Lutz.....G Montgomery..... 1923
 Philip Lutzenkirchen...TE Marietta, GA 2009-10-11-12
 Derrick Lykes.....DL Clanton 2009
 Tim Lyle.....OG Chattanooga, TN 1967-68
 Win Lyle.....PK Auburn 1987-88-89
 Patrick Lymon.....RB Huntsville 2013
 Tim Lynch.....Tnr Vestavia 1981-85
 David Lyon.....DB Tyler 1971
 David M. Lyon.....B Collirene 1942

M

Don Machen.....RB Sylacauga..... 1959-60-61
 Eric Mack.....OL St. Matthews, SC..... 2011
 Kendall Mack.....OT Pineville, SC..... 1995-96-97-98
 Mike Mackie.....Mgr Bradenton, FL..... 1988-89-90-91
 Derek Magwood.....DE Pooler, GA 1999
 J.P. Major.....FB Auburn 1910-11-12
 Roymon Malcolm.....TB Ruston, LA 1993
 Michael Mallard.....DE Luverne 1996
 Robert Malone.....B Birmingham..... 1911
 Mike Mann.....QB Marietta, GA 1982-83-84
 Tashawn Manning.....OL Apopka, FL 2018-19-20-21
 Richard Manry.....SS Flomaton 1985-86
 Donato Mantrone.....T New York, NY 1948-49
 John Margadonna.....OG Gadsden..... 1982-83
 Robert Margesen.....LB Albany, GA 1965-66-67
 Joe Market.....E Opelika 1924-25-26
 Sen'Derrick Marks.....DT Mobile..... 2006-07-08
 Josh Marsh.....LB Decatur 2019
 Aidan Marshall.....P Winchester, VA..... 2017-20-21
 Nick Marshall.....QB Pineville, GA..... 2013-14
 Asa Martin.....RB Courtland 2018
 C.B. Martin.....T Dora 1913-14
 Chris Martin.....LB Huntsville..... 1979-80-81-82
 Dan Martin.....G Barbour County..... 1898-99-00-01
 Kam Martin.....RB Port Arthur, TX 2016-17-18-19
 Phillip Martin.....OG Birmingham..... 1967-68
 Patrick Martyn.....P New Orleans, LA..... 2005
 Sam Mason..... 1930
 Tre Mason.....RB Lake Worth, FL 2011-12-13
 Trent Mason.....WR Lakeland, FL 2021
 Russ Matchett..... 1984-85-86-87
 Claude Matthews.....OL Phenix City 1978-79-80
 Tray Matthews.....DB Newnan, GA 2015-16-17
 Chuck Maxime.....OG Jamestown, ND 1954-55-56
 Don May.....FB Fairfax 1956
 Jeffrey M'Ba.....DL Libreville, Gabon 2022
 I.S. McAdory.....E Jefferson County 1901-02-03
 John McAfee.....G Lawley..... 1963-64-65
 Richard McBryde.....LB Troy 2016-17
 Andrew McCain.....OL Birmingham..... 2005-07-08-09
 William McCain.....DT Anniston 1992
 Oterio McCaleb.....RB Fort Meade, FL 2009-10-11-12
 Mac McCall.....Mgr Gulfport, MS..... 1970-71-72
 Reese McCall.....TE Bessemer..... 1975-76-77
 Malcolm McCary..... 1986-87
 Don McCay.....LB Adamsville 1965-66-67

All-Time Lettermen

Marquis McClain.....WR	Crestview, FL.....	2017-18-19
Zakoby McClain.....LB	Valdosta, GA.....	2018-19-20-21
Kirk McClendon.....Mgr	Ozark.....	1977-78-79-80
Tommy McClendon...Mgr	Ozark.....	1974-75
Buddy McClinton.....DB	Montgomery.....	1967-68-69
David McClinton.....DB	Montgomery.....	1994-95
Mike McCloud.....DB	Montgomery.....	1975-76
Stanley McClover.....DE	Ft. Lauderdale, FL.....	2004-05
J.H. McClurkin.....E	Birmingham.....	1940-41-42
Sam P. McClurkin.....E	Birmingham.....	1945-46
F.G. McCollum.....T	Birmingham.....	1931-32-33
Jeff McCollum.....DE	Florence.....	1974-75-76
Jessie McCovey.....TE	St. Elmo.....	1993-94-95-96
C.L. McCoy.....HB	Birmingham.....	1907-08-09-10
Edward M. McCoy II.....Mgr	Ooltewah, TN.....	1996-97
Spencer McCracken.....C	Montgomery.....	1969-70-71
I.H. McCrary.....FB	Lineville.....	1920-21
Harrison McCraw.....LB	Andalusia.....	1966
Roger McCreary.....DB	Mobile.....	2018-19-20-21
Sam McCroskey.....G	Birmingham.....	1934-35-36
Ben McCurdy.....LB	Ider.....	1984-85
James McDaniel.....QB	Birmingham.....	1944-45-46-47
Ben McDavid.....SP	Montgomery.....	1964-65-66
Craig McDonald.....DB	Minneapolis, MN.....	2022
John McDonald.....OG	Tusculumbia.....	1968-69-70
Francis McDuffie.....E	East Point, GA.....	1961
Gordon McEachern.....	1938-39-40
J.W. McEldery.....	1925
William McEniry.....QB	Jefferson County.....	1903
Earl McFaden.....G	Montgomery.....	1924-25-26
Jackson McFadden.....WR	Nashville, TN.....	2019-20-21
Walter McFadden.....DB	Pompano Beach, FL.....	2006-07-08-09
Hart McGarry.....OG	Prattville.....	1998-99-00-01
Dell McGee.....DB	Columbus, GA.....	1992-93-94-95
John McGeever.....FB	Birmingham.....	1959-60-61
C.H. McGehee.....E	Auburn.....	1939-40
David McGill.....DB	Wadley.....	1998
Robert McGinty.....PK	Neptune Beach, FL.....	1984
Scott McGlon.....Tnr	Atlanta, GA.....	1989-90
Dick McGowen.....HB	Empire.....	1938-39-40
Jim McGowen.....FB	Empire.....	1947-48
John McGraw.....Tnr	Buchanan, GA.....	1983-87
Joseph McGraw.....	1965-66
Bert McGuffey.....DE	Athens.....	1975-76
Bill McGuire.....G	McKeesport, PA.....	1948-49
Evan McGuire.....K	Alabaster.....	2021-22
Frank McIntosh.....QB	Camden.....	1988-89-90
Jeris McIntyre.....WR	Tampa, FL.....	2000-01-02-03
Secdrick McIntyre.....FB	Montgomery.....	1973-74-75-76
Don McKay.....LB	Birmingham.....	1965-66-67
W.O. McKay.....	1918
Gabe McKenzie.....TE/DE	Mobile.....	2006-07-08-09
Duncan McKinney.....K	Florence, AL.....	2015
Cassanova McKinzy.....LB	Birmingham.....	2012-13-14-15
James McKinney.....FS	Sulligent.....	1976-77-78-79
Jim McKinney.....SB	Birmingham.....	1972-73-74
Tom McKinney.....DB	Birmingham.....	1946
A.H. McKissick.....C	South Carolina.....	1892-93-94
Rex McKissick.....E	Equality.....	1935-36-37-38
Mike McLaughlin.....FB	Waynesboro, MS.....	2005-06
J. Alan McLennan.....	Clarkston, GA.....	1923
Kevin McLeod.....FB	Clarkston, GA.....	1995-96-97
Tom McLure.....QB	Louisville, KY.....	1906-07-08
Royce L. McMahan.....QB	Magnolia, AR.....	1947
C.E. McMahan.....	1939-40
Bill McManus.....C	Dalton, GA.....	1969-70-71
Reid McMillion.....FB	Selma.....	1990-91-92-93
L.E. McMillan.....HB	Inverness.....	1921
Bill McMurry.....E	Fairfield.....	1950-51-52
Demetruce McNeal.....S	College Park, GA.....	2010-11-12
DeMarco McNeil.....DT	Prichard.....	2000-01-02-03
Mike McNeil.....DB	Mobile.....	2007-08, '10
George McNeill.....C	Birmingham.....	1925
Marcus McNeill.....OT	Ellenwood, GA.....	2002-03-04-05
Alex McPherson.....K	Fort Payne.....	2022
Mike McQuaig.....LB	Waycross, GA.....	1975-77-78-79
Alex McRee.....DS	Birmingham.....	1997-98
J.L. McRee.....E	Montgomery.....	1929

Clyde McSween.....G	Mobile.....	1951
M.E. Meadows.....T	Salem.....	1911-12-13
W.T. Meadows.....	1965-66
Pat Meagher.....HB	Auburn.....	1956-57
Ikeem Means.....DB	Wetumpka.....	2009-10-11-12
Philip Medlin.....	1962
Bob Meeks.....C	Evergreen.....	1988-89-90-91
T.J. Meers.....OL	Atlanta, GA.....	1997-99
Larry Melton.....DB	Valdosta, GA.....	1994-95-96-97
Ryan Meneely.....OL	McDonough, GA.....	2016-18
Ray Mercer.....FB	Moultrie, GA.....	1952
Jason Merchant.....DE	Citronelle.....	1990-91-92
A.W. Merkle.....C	Jefferson County.....	1903-04
David Middleton.....HB	Birmingham.....	1952-53-54
Ron Middleton.....TE	Atmore.....	1982-83-84-85
David Milford.....FS	Birmingham.....	1992-93
Andre Miller.....DE	Meridian, MS.....	1992-93-94-95
Bogue Miller.....DE	Alex City.....	1964-65
Coynis Miller.....DL	Decatur.....	2018-19
Gerald Miller.....Mgr	Enterprise.....	1982-83-84
H.R. Miller.....T	Somerville.....	1931-32-33
Malik Miller.....RB	Huntsville.....	2017-18-19
Patrick Miller.....OL	West Palm Beach, FL.....	2012-13-14
Robert Miller.....E	Cedartown, GA.....	1964-65-66
Thomas B. Miller.....Mgr	Birmingham.....	1982-83
Ernest Mills.....T	Columbus, GA.....	1938-39-40
Javor Mills.....DE	Wilmington, DE.....	2000-01
David Mims.....HB	Haineville.....	1925
W.D. Mims.....G	Haleyville.....	1937-38-39
Jonathon Mincy.....DB	East Atlanta, GA.....	2011-12-13-14
Jay Minor.....FB	Hamilton.....	1954
Joe Miracle.....C	Jacksonville, FL.....	1962-63-64
Jason Miska.....LB	Bridgeport, CT.....	1993-94-95
George Mitcham.....C	Georgia.....	1896-97-98
Alvin Mitchell.....LB	Venice, FL.....	1985-86-87-88
Henry G. Mitchell.....	1905
Jack Mitchell.....HB	Georgia.....	1903
JaViere Mitchell.....LB	Leeds.....	2013-14-15
Joe Bob Mitchell.....HB	Alexander City.....	1934-35
Roger Mitchell.....DB	Eufaula.....	1971-72-73
Sam Mitchell.....WR	Florence.....	1961
Anthony Mix.....HB	Bay Minette.....	2002-03-04-05
Deon Mix.....OL	Batesville, MS.....	2015-16
Wesley Mixon.....Tnr	Monroeville.....	1989-90
C.E. Molpus.....T	Mobile.....	1930-31
Derrick Moncrief.....DB	Prattville.....	2014
Smoke Monday.....DB	Atlanta, GA.....	2018-19-20-21
Henry Monsees.....E	Savannah, GA.....	1940
Joe Moon.....LB	Birmingham.....	1970
Pitt Moon.....G	Coosa County.....	1901-02-03-04
Adolphus Moore.....	1911
Alan Moore.....Tnr	Florence.....	1982-83-84-85
Allen Moore.....HB	Doraville, GA.....	1970
Alton Moore.....DE	Bay Minette.....	2000-01
Casinio Moore.....RB	Anniston.....	2000-01
George Moore.....G	Auburn.....	1946-47-48-49
J. Allen Moore.....	1920
Koy Moore.....WR	Kenner, LA.....	2022
Rayburn Moore.....G	Atmore.....	1946-47-48-49
Anthony (Gulley) Morgan...WR	Brantley.....	2009
Malvern Morgan.....C	Lanett.....	1937-38-39
M.K. Morris.....T	Blountsville.....	1933-34-35
Max Morris.....LG	Blountsville.....	1941
Mike Morris.....Mgr	Trussville.....	1992
Shan Morris.....S	Atlanta, GA.....	1985-86-88
Harold Morrow.....TB	Maplesville.....	1992-93-94-95
Clarence Morton.....SS	Maplesville.....	1989-90-91-92
Harry Mose.....TB	Lake Wales, FL.....	1987
Clint Moseley.....QB	Leroy.....	2011-12
Brandon Mosley.....OT	Jefferson, GA.....	2010-11
Taylor Mosley.....P	Jasper.....	2001
Ben Moss.....	1944
James Owens Moss.....WR	Opelika.....	2019-20
Marcellus Mostella.....OLB	Gadsden.....	1993-94-95-96
Pat Mote.....DS	Thorsby.....	1984-85
J.W. Motley.....G	Birmingham.....	1907-08
John Motley.....	1990
Matthew Motley.....H	Opelika.....	2005-06-07

John L. Moulton.....E	Lindale, GA.....	1945-47
E. Russell "Slick" Moulton.....E	1920-21-22
William P. Moulton.....E	Mobile.....	1926
T.D. Moultry.....LB	Birmingham.....	2017-18-19-20-21
Otis Mounds.....TB	Ft. Lauderdale, FL.....	1991-92-93-94
Brent Mueller.....NT	Fairfax, VA.....	1998
Chad Muilenburg.....FB	Odessa, FL.....	1989-90-91
Eugene Mulhall.....T	Chicago, IL.....	1950-51
Gordon Mummert.....	1952-53-54-55
Dexter Murphy.....DT	LaGrange, GA.....	2000-01-02-03
John Murphy.....QB	Birmingham.....	1981
Robert Muschamp.....FB	Rome, GA.....	2016-18
Paul Musgrove.....Tnr	Mobile.....	1984-85-86
W.T. Musgrove.....C	Jasper.....	1932-33-34
Jayvaughn Myers.....DB	Dade City, FL.....	2017
Leon Myers.....OT	Chickamauga, GA.....	1958-59-60

N

Sam Nader.....QB	Shreveport, LA.....	1967
James Nall.....HB	Birmingham.....	1915-16
George Nalor.....G	Attalla.....	1945
Peyton Nance.....OL/DL	Attalla.....	2018-19
Alvin Nash.....LB	Bessemer.....	1989-90-91
Ricky Neal.....LB	Daytona, FL.....	1994-95-96-97
T.J. Neal.....LB	McKeesport, PA.....	2016
Mike Neel.....LB	Birmingham.....	1970-71-72
Rick Neel.....S	Birmingham.....	1973-74-75
Richie Nell.....P	Satsuma.....	1989-90
Roman Nelsen.....FB	Fairfax, VA.....	1997-98
Edmund Nelson.....DT	Tampa, FL.....	1978-79-80-81
L.L. Nelson.....QB	Gadsden.....	1926
Tommy Nesmith.....WR	Auburn.....	2020-21-22
Tom Nettelman.....C	Birmingham.....	1975-76-77
Ted Neura.....T	Brunswick, OH.....	1952-53-54
Kirk Newell.....QB	Dadeville.....	1910-11-12
Daquan Newkirk.....DL	Orlando, FL.....	2018-19-20
Douglas Newsome.....HB	Winter Park, FL.....	1925
Bill Newton.....QB	Fayette.....	1971-72-73
Bob Newton.....DT	Fayette.....	1971-72-73
Cam Newton.....QB	College Park, GA.....	2010
Caylin Newton.....WR	Atlanta, GA.....	2020-21
J.B. Newton.....T	Greenville.....	1930
Bill Nichols.....RT	Sylacauga.....	1937-38-39
Spencer Nigh.....FB	Magnolia, TX.....	2016-17-18-19
Bo Nix.....QB	Pinson.....	2019-20-21
Lloyd Nix.....QB	Kansas.....	1956-57-58
Patrick Nix.....QB	Rainbow City.....	1992-93-94-95
Paul M. Nix.....Mgr	Kansas.....	1967-68
Charles Nixon.....	Chattanooga, TN.....	1900
Glen Nixon.....	Tulsa, OK.....	1948-49
Antwoine Nolan.....CB	Newnan, GA.....	1996-97-98-99
A.S. Noble.....HB	Tallassee.....	1908-09-10
W.L. Noll.....HB	Chattanooga, TN.....	1900
Eugene Norman.....HB	1945
Bryan Northcutt.....K/H	Ft. Payne.....	1995
Walter Northcutt.....Mgr	Auburn.....	1978-79-80
Mike Northrup.....C	Pascagoula, MS.....	1976
Clarence Norton.....HB	Clayton.....	1948-49
Ben Nowland.....C	Pointe Vedra, FL.....	1999-00-01-02
Dan Nugent.....TE	Pompano Beach, FL.....	1972-73-74

O

Ben Obomanu.....WR	Selma.....	2002-03-04-05
Richard O-Cain.....	Durant, MS.....	1946
Neil O'Donoghue.....PK	Dublin, Ireland.....	1975-76
Ralph O'Gwynn.....HB	Selma.....	1936-37-38
Ron O'Neal.....FB	Atlanta, GA.....	1981-82
D.D. O'Rourke.....FB	West Palm Bch., FL.....	1935
Sammy Oates.....QB	Columbus, GA.....	1970-71
Rudy Odom.....OL	Mandeville, LA.....	2008
J.B. Oglesby.....E	Georgia.....	1892-93
Craig Ogletree.....LB	Barnesville, GA.....	1986-87-88-89
Charles Olatunji.....WR	Lilburn, GA.....	2008
G.B. Ollinger.....E	Mobile.....	1923-25
Rodney Ollinger.....E	Mobile.....	1918-19-20-21
Tobechi Okoli.....DL	Kansas City, MO.....	2021

All-Time Lettermen

Brian Osborn.....	OT	Plant City, FL.....	1991-92-93-94
Steve Osborne.....	OT	Birmingham.....	1963-64
Dave Ostrowski.....	OT	Peru, IL.....	1973-74-75-76
Jeff Ostrowski.....	OT	Peru, IL.....	1983-84
Dale Overton.....	WR	Hackleburg.....	1988-89-90-91
Joe Overton.....	QB	Greenville, MS.....	1961-62
Hunter Owens.....	QB	Birmingham.....	1944
James Owens.....	FB	Fairfield.....	1970-71-72
LaDarius Owens.....	DE	Besemer.....	2011-12-13-14
Michael Owens.....	RB	Tuscumbia.....	1999-00-01-02
Paul Owens.....	TE	Birmingham.....	1997
Pace Ozmint.....	WR	Glencoe.....	2018-19

P

Ken Paduch.....	OT	Hasborough Hts., NJ.....	1957-58
J.M. Page.....	B	Jefferson County.....	1904-05-06
Terry Page.....	FB	Mobile.....	1971
W.G. Page.....	E	Samson.....	1911
Jonathan Palmer.....	OG	Decatur, GA.....	2003-04-05-06
Owen Pappoe.....	LB	Lawrenceville, GA.....	2019-20-21-22
Kenneth Parham.....	QB	Birmingham.....	1984
John Parish.....	Mgr	Atlanta, GA.....	1990
H.Bingham Park.....	E	LaGrange, GA.....	1898
Orlando Parker.....	WR	Montgomery.....	1991-92
Tate Parker.....	Mgr	Macon, GA.....	1989-93
W.D. Parker.....	QB	Ozark.....	1930-31-32
Cody Parkey.....	K	Jupiter, FL.....	2010-11-12-13
Allan Parks.....	QB	Jackson, MS.....	1950-51
Jeff Parks.....	TE	Gardendale.....	1982-83-84-85
Keith Parks.....	Mgr	Birmingham.....	1982-83-84-85
Mike Parks.....	Mgr	Auburn.....	1985-86-87-88
John Parrish.....	Mgr	Lawrenceville, GA.....	1992
Andrew Parmer.....	OL	Dalton, GA.....	2009
Woody Parramore.....	DB	Montgomery.....	2010
James Partin.....	QB	Chamblee, GA.....	1963-64
John Pass.....	PK	Collierville, TN.....	1997
Phillip Pate.....	LB	Birmingham.....	2000-01
Rob Pate.....	S	Birmingham.....	1997-98-99-00
R.H. Pate.....	FB	Montgomery.....	1930
Haygood Paterson.....	G/E	Montgomery.....	1903-04-05
Haygood Paterson, Jr.....	T	Montgomery.....	1932-34-35
James Paterson.....	E/B	Montgomery.....	1902-03-05
Julius Paterson.....	QB	Montgomery.....	1932-33
Wallace Paterson.....	E	Montgomery.....	1907-08
William Paterson.....	G	Montgomery.....	1899-00
William W. Paterson.....	C	Montgomery.....	1925-26-27
Ben Patton.....	K	Rochester, MI.....	2019-20-21
Jim Patton.....	SE	Oononta.....	1976-77
Cameron Payne.....	WR	Oak Ridge, NC.....	2019
Edward Peake.....	QB	Pensacola, FL.....	1927-28
James Pearce.....	G	Winfield.....	1920-21-22
Marvin Pearce.....	T	Marion County.....	1896-97
T.H. Pearce.....	G	Clinton.....	1926-27
Gus Pearson.....	E	Birmingham.....	1938-39
J.J. Pegues.....	TE/DL	Oxford, MS.....	2020-21
Raymond Pelfrey.....	B	Portsmouth, OH.....	1947
Morris Pelham.....	T	Mabilep.....	1898-99-00
Mike Pelton.....	DT	Goshen.....	1991-92-93-94
F.H. Pendergast.....	HB	Birmingham.....	1913-14-15-16
Cencade Pennington.....	RB	Troy.....	1996-97-98-99
George Penton.....	G	Coosa County.....	1905-06-07-08
John Penton.....	G	Coosa County.....	1897
George Peoples.....	FB	Tampa, FL.....	1979-80-81
Mark Pera.....	OL	Memphis, TN.....	2000-01-02-03
Mike Perillard.....	HB	Hollywood, FL.....	1965-66-67
Beauford Perkins.....	DT	Prichard.....	1984
E. Snow Perkins.....	HB	Calhoun County.....	1893
Danny Perry.....	TE/FB	Auburn.....	2005-06-07
Jordyn Peters.....	DB	Muscle Shoals.....	2017-18-19-20
S.D. Peterson.....	QB	Chattanooga, TN.....	1922
George Petrie.....			1893
Jimmy Pettus.....	HB	Oxford.....	1958-59-60
Kamryn Pettway.....	FB	Montgomery.....	2015-16-17
Raymond Phagan.....	LB	Thomaston, GA.....	1974-75-76
Jim Pharr.....	C	Fort Payne.....	1942-43-46
Edward Phillips.....	LB	Thomasville.....	1984-85-86-87
Jimmy "Red" Phillips.....	E	Alexander City.....	1955-56-57

Kevin Phillips.....	P	Greenwood, MS.....	2015-16
Ladarius Phillips.....	FB	Roanoke.....	2011
W.E. Phipps.....	HB	Carrollton, GA.....	1931-32-33
F.E. Pickett.....	T	Inverness.....	1912
Bennie Pierce.....	LB	Valdosta, GA.....	1989-90-91-92
Danny Pierce.....	Tnr	Montgomery.....	1988-89-90-91
L.W. Pierce.....	G	Montgomery.....	1902-03
Mike Pina.....	FS	Merritt Island, FL.....	1990-91-92-93
Tom Pinkston.....	TB	Montgomery.....	1982-83
Eddie Pitman.....	Mgr	Atlanta, GA.....	1958-59-60
Richard Pittman.....	C	Dothan.....	1966-67-68
Jim Pitts.....	DE	Northport.....	1973-74-75
John Pitts.....	C	Pittsview.....	1908-09-10
Montavis Pitts.....	CB	Loachapoka.....	2003-04-05
Richard Plagge.....	HB	Columbus, GA.....	1965-66-67
Steve Poitevint.....	FL	Cairo, GA.....	1978-79
Whitney Polson.....	WH	Birmingham.....	1999
Daniel Pond.....	LB	Spanish Fort, AL.....	2015
Jeff Pool.....	Mgr	Summerville, GA.....	1982-83-84-85
Blake Poole.....	DB	Buchanan, GA.....	2013
Hicks Poor.....	WR	Marietta, GA.....	1994-95-96-97
Jerry Popwell.....	C	Birmingham.....	1963-64-65
Jorge Portela.....	PK	Miami, FL.....	1977-78-79
Kevin Porter.....	CB	Warner Robins, GA.....	1984-85-86-87
Steve Posey.....	OT	Andalusia.....	1984
Summie Poss.....	G	Athens, GA.....	1945
Thavarres Pounds.....	LB	Villa Rica, GA.....	1998-99-00-01
Phillip Poundstone.....	G	Montgomery.....	1946-47
Chip Powell.....	CB	Prattville.....	1984-85-86
Ezell Powell.....	DL	Georgiana.....	1997
Francis Powell.....	G	Langdale.....	1945
Ike Powell.....	LS	Tifton, GA.....	2014-15-16-17
James Powell.....	HB	Dora.....	1955
Ray Powell.....	FL	Birmingham.....	1976-77-78
Tommie Powell.....	FS	Greenville.....	1983-84-85-86
Jerraud Powers.....	DB	Decatur.....	2006-07-08
Greg Pratt.....	FB	Albany, GA.....	1982
Louis Preis.....	HB	Waterproof, LA.....	1956
Gimel President.....	DL	Mt. Pleasant, SC.....	2014-15
Dan Jasper Presley.....	T	Opp.....	1956-57
Ben Preston.....	OT	Eufaula.....	1955-56-57
Gary Price.....	G	Felton, GA.....	1961-62-63
James Price.....	C	Huntsville.....	1960-61-62
Pat Prichard.....	DE	East Lansing, MI.....	1983
H.B. Prim.....	T	Jackson.....	1930-31-32
Damon Primus.....	DT	Detroit, MI.....	1992-93
Nehemiah Pritchett.....	DB	Jackson.....	2019-20-21-22
Jay Prosch.....	FB	Mobile.....	2012-13
E.A. Pruett.....	T	Pine Hill.....	1925-26
Roger Pruett.....	SP	Pisgah.....	1971-72-73
C.A. Pruitt.....	E	Pine Hill.....	1919-22-23-24
Mike Pucillo.....	OG	Brandon, FL.....	1998-99-00-01
Zion Puckett.....	DB	Griffin, GA.....	2020-21-22
Ryan Pugh.....	C	Hoover.....	2007-08-09-10
John Pummer.....	C	Montgomery.....	1974
Pete Pummer.....	DT	Montgomery.....	1969-70
John Purifoy.....	HB	Montgomery.....	1895
Jimmy Putnam.....	OG	Birmingham.....	1960-61
Jim Pyburn.....	E	Birmingham.....	1953-54
Spencer Pybus.....	LB	Dothan.....	2008
Ralph Pyburn.....	E	Birmingham.....	1946-48-49

Q

Jacob Quattlebaum.....	LS	Enterprise.....	2019-20-21-22
Tyler Queen.....	QB	Kennesaw, GA.....	2016

R

Harris Rabren.....	LB	Andalusia.....	1976-78-79
J.M. Rainer.....		Union Springs.....	1918
Mark Rainer.....	T	Bellamy.....	1942
Danny Raines.....	QB	Woodbridge, VA.....	1991
Chaz Ramsey.....	OL	Madison, MS.....	2007
Eric Ramsey.....	CB	Homewood.....	1987-88-89-90
Jamoga Ramsey.....	WR	Delray Beach, FL.....	2004
Jerry Randall.....	C	Besemer.....	1982

Don Randolph.....	E	Gordo.....	1966
Jay Ratliff.....	DE/DT	Valdosta, GA.....	2001-02-03-04
David Rawson.....	FB	Pensacola, FL.....	1962-63
Larry Rawson.....	FB	Pensacola, FL.....	1961-62-63
Lamar Rawson.....	RB	Pensacola, FL.....	1957-58-59
Melvin Ray.....	WR	Cairo, GA.....	2012-13-14-15
W.M. Ray.....	G	Alexander City.....	1921-22
Frank Reagan.....	C	Delta.....	1920-21
Troy Reddick.....	OL	Albany, GA.....	2002-03-04-05
S.A. Redding.....	T	Georgia.....	1893-94
Anthony Redmon.....	OT	Brewton.....	1990-91-92-93
Eric Reebals.....	LB	Homewood.....	1993-94-95
Brandon Reed.....	DB	Mobile.....	1999
Eric Reed Jr.....	DB	Shreveport, LA.....	2020-21
Perry Reed.....	CB	Guin.....	1987
Trovon Reed.....	WR	Thibodaux, LA.....	2011-12-13-14
John Reese.....	FB	Pensacola, FL.....	1923
Quinton Reese.....	LB	Birmingham.....	1996-97-98-99
Bishop Reeves.....	C	Auburn.....	1978-79-80-82
Carver Reeves.....	TE	Auburn.....	1981
Frank Reeves.....	C	Hogansville, GA.....	1954-55-56
Walter Reeves.....	TE	Eufaula.....	1985-86-87-88
Craig Remington.....	SE	Nashville, TN.....	1984
George Revington.....	FB	Chattanooga, TN.....	1916-17
Bill Reynolds.....	Mgr	Enterprise.....	1982-83-84-85
James A. Reynolds.....	FB	Manchester, GA.....	1940-41-42
Jimmy Reynolds.....	FB	Rossville, GA.....	1957-58-59
O-Neal Reynolds.....	PK	Lafayette.....	1976
Walker Reynolds.....	HB	Anniston.....	1907-08-09
Robert Rhed.....	G	McComb, MS.....	1950
Bob Rhodes.....	DE	Columbus, GA.....	1976-77-78
J.D. Rhym.....	DB	Valdosta, GA.....	2022
Ken Rice.....	OT	Bainbridge, GA.....	1958-59-60
Logan Rice.....	WR	Rome, GA.....	2015-16
Virgil Preston Rice.....	Mgr	Birmingham.....	1941
Ashton Richardson.....	LB	New Orleans, LA.....	2009-10-11-12
Tony Richardson.....	FB	Daleville.....	1990-91-92-93
Jimmy Ricketts.....	C	Grove Hill.....	1956-57-58
Jake Ricks.....	DT	Muscle Shoals.....	2006-07-08-09
Obie Riddle.....		Goodwater.....	1907-08
Dave Ridgeway.....	QB	Jackson, MS.....	1950-51
Darryl Riggins.....	CB	Ft. Pierce, FL.....	1993-94-95-96
Quentin Riggins.....	LB	Montgomery.....	1986-87-88-89
Robert Rigby.....	Mgr	Evergreen.....	1966-67
Cam Riley.....	LB	Evergreen.....	2020-21-22
Frank Riley.....		Greenville.....	1956
John Riley.....	SP	Abbeville.....	1967-68-69
Marshall Riley.....	DT	Swansea, SC.....	1977-78-79-80
Scott Riley.....	DE	Birmingham.....	1980-81-82
Victor Riley.....	OT	Swansea, SC.....	1994-95-96-97
Micah Riley-Ducker.....	TE	Omaha, NE.....	2022
Chase Ritter.....	LB	Wetumpka.....	2016-17
Sam Rives.....	H	Pelham.....	2004
Franklin Carlisle Rivings.....			1899
Mark Robbins.....	WR	Homewood.....	1976-77-78-79
Ronnie Robbins.....	FB	Chattanooga, TN.....	1957-58
Greg Robert.....	OT	Columbus, MS.....	1968-69
Stephen Roberts.....	DB	Opelika.....	2014-15-16-17
Demetris Robertson.....	WR	Savannah, GA.....	2021
J.P. Robertson.....	B	Fayette.....	1918
Robby Robinett.....	TE	Columbus, MS.....	1969-70-71
Abe Robinson.....	C	Lawrenceville, GA.....	1925
Brian Robinson.....	SS	Ft. Lauderdale, FL.....	1992-93-94
Carey Robinson.....	C	Waverly.....	1914-15-16-17
Clifton Robinson.....	WR	Naples, FL.....	1997-98-99-00
Danny Robinson.....	CB	Atlanta, GA.....	1983
Derrick Robinson.....	LB	Denham Springs, LA.....	1993-94
Gerald Robinson.....	DE	Notasulga.....	1982-83-84-85
Greg Robinson.....	OL	Thibodaux, LA.....	2012-13
Henry Robinson.....	C	Brooklyn.....	1911-12-13-14
John Robinson.....	Tnr	Birmingham.....	1982-83-84
Jonathan Robinson.....	CB	Villa Rica, GA.....	1983-84-85
Jovon Robinson.....	RB	Memphis, TN.....	2015
M. Ardath Robinson.....		Cullman.....	1949
Rusty Robinson.....	Tnr	Monroeville.....	1986-87-88
Tommy Robinson.....	Mgr	Pell City.....	1991-92-93
Travis Robinson.....	DB	Miami, FL.....	1999-00-01-02
Todd Rock.....	Tnr	Forest Park, GA.....	1986-87-88

All-Time Lettermen

David Rocker.....	DT	Atlanta, GA.....	1987-88-89-90
Tracy Rocker.....	DT	Atlanta, GA.....	1985-86-87-88
Prechae Rodriguez.....	WR	Tampa, FL.....	2005-06-07
Jim Roe.....	OT	Mauldin, SC.....	-93 -94 -95-96
Carlos Rogers.....	DB	Augusta, GA.....	2001-02-03-04
Dennis Rogers.....	DE	Birmingham.....	1978-79-80
Don Rogers.....	T	Birmingham.....	1952
Foreman Rogers.....			
George Rogers.....	T	Birmingham.....	1953-54
Hugh Rogers.....	T	Langdale.....	1934-35-36
Jacob Rogers.....	DB	Goodwater.....	2018-19
Lamar Rogers.....	DT	Opp.....	1987-88-89-90
R.C. Rogers.....	G	Brewton.....	1918-19-20
Robert W. Rogers.....	T	Gadsden.....	1962
Stephen Rogers.....	Tnr	Jackson, MS.....	1988-89-90
Tres Rogers.....	G	Montgomery.....	1971
W.A. Rogers.....	DB	1931-32-33
Benji Roland.....	NG	Eastman, GA.....	1985-86-87-88
Ray Rollins.....	DE	Moultrie, GA.....	1976-77-78-79
James Roscoe.....	DE	Ft. Lauderdale, FL.....	1995
Charles Rose.....	DB	Leeds.....	1992-94-95-96
Courtney Rose.....	S	Town Creek.....	1997-98-99-00
George Rose.....	HB	Brunswick, GA.....	1961-62-63
Jimmy Rose.....	G	Florence.....	1942-46
Jonathan Rose.....	DB	Leeds.....	2011
Mark Rose.....	DE	Venice, FL.....	1986-87-88-89
Junior Rosegreen.....	S	Ft. Lauderdale, FL.....	2001-02-03-04
Darrell Roseman.....	OL	Dunedin, FL.....	2009
John Ross.....	HMGr	Tuskegee.....	1956-57
Ronnie Ross.....	TE	Tuscaloosa.....	1968-69-70
Steven Ross.....	OG	Nashville, TN.....	2002-03-05
Herbert Roton.....	T	Montgomery.....	1935-36
Shannon Roubique.....	C	Denham Spgs., LA.....	1992-93-94-95
Joe Rowe.....	OT	Montgomery.....	1981
Lynn Rowe.....	Tnr	Haleyville.....	1983-84-85
Lemarcus Rowell.....	LB	Opelika.....	2002
Todd Ruby.....	QB	Davenport, IA.....	1981
Nick Ruffin.....	DB	Duluth, GA.....	2014-15-16-17
Bo Russell.....	T	Birmingham.....	1936-37-38
Dontavius Russell.....	DL	Carrollton, GA.....	2015-16-17-18
Erskine Russell.....	E	Birmingham.....	1946-47-48-49
Malcolm Russell.....	WR	Pelham.....	2019-20-21
Tony Russell.....	WR	Birmingham.....	1989-90-91-92
William Russell.....		Selma.....	1924
Pete Ruzicka.....	SS	Cranberry Twp., PA.....	2004-05-06

S

Claude Saia.....	HB	Birmingham.....	1952-53
Ed Saidla.....	Tnr	Auburn.....	1982
Herman Salter.....	FB/T	Hueytown.....	1924-25
Steve Samelson.....	Tnr	Orlando, FL.....	1984-85-86-87
James D. Samford.....	G	Montgomery.....	1917
James H. Samford.....	E	Montgomery.....	1939-40-41
Jim Samford.....	DT	Albany, GA.....	1967-68
Yetta Samford.....	E	Montgomery.....	1915-16
Prince Micheal Sammons.....	OL	Blanchester, OH/Nigeria	2017-18-20
A.D Sample.....	T	Somerville.....	1914-15-16
Ronald Samuel.....	DT	Columbus, GA.....	2001
Francis Sanda.....	Mgr	Mobile.....	1961-62
Cord Sandberg.....	QB	Bradenton, FL.....	2019-20
Bill Sanders.....	Tnr	1976-77-78-79
Craig Sanders.....	DE	Clio.....	2010-11-12-13
Daryl Sanders.....	DL	Roanoke.....	1995
Frank Sanders.....	WR	Ft. Lauderdale, FL.....	1991-92-93-94
Gabe Sanders.....	DS	Opp.....	1999
Ricky Sanders.....	LB	Oneonta.....	1974-75
Ronnie Sanders.....	Mgr	Fort Payne.....	1996-97
Gerald Sansom.....	DE	Fairfield.....	1954-55-56
Danny Sanspree.....	DE	Atmore.....	1970-71-72
H.O. Sargent.....	G	Jasper.....	1896
Erich Sauerbrey.....	E	Macon, GA.....	1950-51
Durward Sauls.....	DE	Macon, GA.....	1968-69
Aairon Savage.....	DB	Albany, GA.....	2006-07, '10
Morris Savage.....	OG	Dora.....	1957-58
Sidney Scarborough.....	QB	Atlanta, GA.....	1934-35-36
Robert Scarbrough.....	FB	Troy.....	1952-53-54-55
Carl Schlich.....	T	Mobile.....	1928-29
Dick Schmaltz.....	SE	Birmingham.....	1969-70-71

William Schuler.....	E	Birmingham.....	1941
Anthony Schwartz.....	WR	Pembroke Pines, FL.....	2018-19-20
Jack Schwieger.....	TE	Chicago, IL.....	1998-99
Charles Scott.....	HB	Bessemer.....	1920-21-22-23
Keonte Scott.....	DB	San Diego, CA.....	2022
Robert Scott.....	WR	Winter Haven, FL.....	1992-94
Stan Sealy.....	Mgr	Blakely, GA.....	1988-89
Stacy Searels.....	OT	Trion, GA.....	1984-85-86-87
Chris Sears.....	OG	Cullman.....	1990
Colin Sears.....	OG	Russellville.....	1998-99-00
Kevin Sears.....	LB	Russellville.....	2003-04-05-06
Jason Seehafer.....	Mgr	Oxford.....	1989-90
Robert Seibert.....		Lancaster, IL.....	1946
Rob Selby.....	OT	Birmingham.....	1987-88-89-90
Geddes Self.....	G	Lewisburg.....	1923-24-25
Clyde Sellers.....		1927
Gilbert Sellers.....	LB	Ramer.....	1978-79-80
Kim Sellers.....	LB	Montgomery.....	1974-75-76-77
Lee Marke Sellers.....	TE	Brewton.....	1985-86-87-88
Mel Sellers.....	Tnr	Opp.....	1983-87
Scott Selman.....	P	Summerville, GA.....	1983
Cary Senn.....	HB	Auburn.....	1930-31-32
John Sewell.....	Tnr	Bremen, GA.....	1986-87-88-89
Leo Sexton.....	DE	Atlanta, GA.....	1957-58-59
Tom Shackelford.....	FB	1931-32
J.G. Shackelford.....		1930
Chandler Shakespeare.....	RB	Oxford.....	2013
R.G. Shanks.....		1894
David Shannon.....	OL	Birmingham.....	2021
E. Shannon.....		1928
Ian Shannon.....	K/P	Marietta, GA.....	2016-17-18
Bailey Sharp.....	OL	Marietta, GA.....	2016-17-18-19
Jay Sharp.....	RB	Birmingham.....	2021
Mark Sharpe.....	TE	Wetumpka.....	1996-97
Jimmy Shaw.....	Mgr	Montgomery.....	1985-86-87-88
Joe Shaw.....	DE	Birmingham.....	1975-76-77
Shawn Shaw.....	LB	Pearson, GA.....	1998
Richard Shea.....	DT	Birmingham.....	1988-89-90-91
David Shelby.....	FB	Birmingham.....	1971
Alton Shell.....	HB	Georgiana, GA.....	1954-55
Chris Shelling.....	SS	Columbus, GA.....	1991-92-93-94
John Samuel Shenker.....	TE	Albany, GA.....	2018-19-20-21-22
F.L. Sheridan.....		1924
E.C. Sherling.....		1918-19-20-21
W.G. Sherling.....		1910-11-12
Sam Sherrod.....	DB	Birmingham.....	2017-18-19
Jamien Sherwood.....	DB	Jensen Beach, FL.....	2018-19-20
Michael Sherwood.....	DB	Riverdale, GA.....	2015-16
Jacob Shirey.....	LB	Ft. Payne.....	2008
John Shirey.....		1920-21-22
Mike Shirey.....	C	Ft. Payne.....	1980
Merrill Shirley.....	DB	Elba.....	1967-68-69
Robert Shiver.....	LS	Thomasville, GA.....	2006-07-08
Shaun Shivers.....	RB	Ft. Lauderdale, FL.....	2018-19-20-21
Josh Shockley.....	LB	McDonough, GA.....	2015-16-17
Ryan Shoemaker.....	P	Birmingham.....	2007, '10
David Short.....	Mgr	Birmingham.....	1970
Tom Shotts.....	E	Bexar.....	1925-26-27
Mike Shows.....	SE	Chickasaw.....	1967-68
Blake Shrader.....	SS	Stevenson.....	2005-06-07
Rob Shuler.....	OT	Atlanta, GA.....	1982-83-84-85
Brian Shulman.....	P	Brentwood, TN.....	1986-87-88
Jimmy Sidle.....	QB	Birmingham.....	1962-63-64
Devaunte Sigler.....	DL	Mobile.....	2011
Arnold Silverberg.....	T	Jacksonville, FL.....	1944
Johnny Simmons.....	S	Childersburg.....	1970-71-72
Kendall Simmons.....	OL	Ripley, MS.....	1997-98-00-01
Michael S. Simmons.....	E	New Brunswick, NJ.....	1956-57-58
Stanford Simmons.....	FS	Ashland.....	1999-00-01
Howard Simpson.....	E	Marietta, GA.....	1961-62-63
Jaylin Simpson.....	DB	Brunswick, GA.....	2020-21-22
Jess Simpson.....	TE	Marietta, GA.....	1990-91
Donald Sims.....	Mgr	Talladega.....	1981
Pat Sims.....	DT	Ft. Lauderdale, FL.....	2006-07
Arryn Sipposs.....	P	Melbourne, Australia.....	2018-19
Jim Sirmans.....	LB	Tifton, GA.....	1972-73
John Sistrunk.....	RB	Cottonwood.....	1976
Polham Sitz.....	RB	1937-38
W.C. Sitz.....	T	Gadsden.....	1922-23-24

James Sivell.....	G	ChIPLEY, GA.....	1935-36-37
Benny Sivley.....	DT	Blountsville.....	1971-72-73
Emmitt Sizemore.....		Opelika.....	1917-18-20
Henry Skeggs.....		Tuscaloosa.....	1898-99
Mike Skelton.....	OT	Tuscaloosa.....	1976-77
Danny Skutack.....	LB	Opelika.....	1978-79-80-81
Jim Skuthan.....	OT	Leesburg.....	1978-79-80
Reggie Slack.....	QB	Milton, FL.....	1986-87-88-89
Chad Slade.....	OL	Moody.....	2011-12-13-14
Mike Slade.....	DB	Tallahassee, FL.....	2008-09
Chris Slaughter.....	WR	Fort Valley, GA.....	2007-08
Jake Slaughter.....	LB/FB	Brentwood, TN.....	2002-03-04-05
Darius Slayton.....	WR	Norcross, GA.....	2016-17-18
Enyce Sledge.....	DL	Monroe, LA.....	2022
Jonathan Sledge.....	FB	Birmingham.....	1995
John Slone.....		1919
Brent Slusher.....	TE	Pineville, KY.....	2008
Harley Smalley.....	B	Birmingham.....	1945
A. Champion Smith.....		1926
Alex Smith.....	TB	College Park, GA.....	1989-90-91-92
Braden Smith.....	OL	Olathe, KS.....	2014-15-16-17
Brian Smith.....	DE	Opelika.....	1985-86-87-88
C.E. Smith.....	E	Montgomery.....	1938
Clarke Smith.....	LS	Leeds.....	2018-19-20
Colby Smith.....	OL	Reidsville, NC.....	2022
Doug Smith.....	DT	Bayboro, NC.....	1982-83
E.R. Smith.....		1929
Eric Smith.....	RB	Seffner, FL.....	2008-09-10
Fred Smith.....	CB	Eufaula.....	1991-92-94
Freddie Smith.....	LB	Athens.....	1976-77-78-79
George W. Smith.....	Mgr	Sheffield.....	1930
Greg Smith.....	TE	Auburn.....	2000
Hal Smith.....	WR	Gadsden.....	1976
Harry Smith.....		1894-95
Henry Smith.....		1913
Jason Smith.....	WR/DB	Mobile.....	2015-16-17
John Smith.....	DT	Florence.....	1975-76-77
Mark Smith.....	DE	Vicksburg, MS.....	1995-96
Mike Smith.....	DB	Memphis.....	1989
Nate Smith.....	DT	Cairo, GA.....	1994-95-96-97
Osmo Smith.....	E	Chattanooga, TN.....	1936-37-38
Robert Smith.....	QB	Atlanta, GA.....	1986-87
Rodgeriqu Smith.....	WR	Snellville, GA.....	2005-06-07-08
Ryan Smith.....	DB	Cordova.....	2010-11-12-13
Sammy Smith.....	TB	Dothan.....	1968-69
Scott Smith.....	Tnr	Linnville.....	1981-82-83-84
Tre Smith.....	TB	Venice, FL.....	2002-03-05-06
Vance Smith.....	TE	Pace, FL.....	2008
Whit Smith.....	LB	Cordele, GA.....	1998-99-00
Zac Smith.....	QB	Birmingham.....	1902-03
Zeke Smith.....	G	Uniontown.....	1957-58-59
W.T. Snapp.....		1923
Les Sneed.....	TE	Eufaula.....	1993
Denvard Snell.....	T	Dothan.....	1944-45-46-48
Ralph M. Snider.....		1918-19
Snitz Snider.....		1926-27
Terry Solomon.....	LB	Cairo, GA.....	1992-93-95-96
Paul South.....	Mgr	1977-78-79
Mayo Sowell.....	LB	Birmingham.....	2001-02-03-04
Danny Speigner.....	OT	Montgomery.....	1969-70-71
Jimmy Speigner.....	OG	Montgomery.....	1968-69-70
Dudley Spence.....	QB	McComb, MS.....	1951-52
Jackie Spencer.....	HB	Montgomery.....	1959
John C. Spencer.....		Tampa, FL.....	1942
Scott Spencer.....	Mgr	Vernon.....	1985-86
Takeo Spikes.....	LB	Sandersville, GA.....	1995-96-97
Leslie Spinks.....	E	Thomasville.....	1923-24-25
Pete Spinks.....	T	Thomasville.....	1926-27-28
Rob Spivey.....	TE	Ft. Walton, FL.....	1973-74-75
E. Scott Sprague.....	Mgr	Birmingham.....	1937
Joseph Miles Sprague.....		Ensley.....	1941
Alex Spurlin.....	SS	Opp.....	1985-86
Ed Spurlin.....	LB	Opp.....	1985
Scott Stacey.....	DE	Prattville.....	1994-95
Ron Stallworth.....	DT	Pensacola, FL.....	1985-86-87-88
Travante Stallworth.....	WR	Leesville.....	2009-11-12
Steve Stanaland.....	DT	Valdosta, GA.....	1973-74-75
Frankie Stankunas.....	S	Live Oak, FL.....	1988-89-90-91
Royden K. Stanley.....	B	Chambers County.....	1906

All-Time Lettermen

Greg Staples.....S	Atmore.....1986-87-88
John Steadham.....QB	Auburn.....1910
George Steed.....T	Sunny South.....1913-14-15
Andy Steele.....OG	Birmingham.....1972-73-74
Wesley Steiner.....LB	Warner Robins, GA.....2020-21-22
George Stephenson.....OG	Hartselle.....1978-79-80
Craig Stevens.....LB	Tallahassee, FL.....2007-08-09-10
Tony Stevens.....WR	Orlando, FL.....2013-14-15-16
Carl Stewart.....RB	Alcoa, TN.....2004-05-06-07
Curtis Stewart.....TB	Montgomery.....1985-87
Daniel Stewart.....T	Birmingham.....1947-48-49
Jack Stewart.....B	Anniston.....1930-31-32
John Stewart.....FB	Riceboro, GA.....1990
Joseph Stewart.....HB	Montgomery.....1934-36
W.A. Stickney.....FB	Anniston.....1916
Andy Stidfole.....WR	Birmingham.....1988-89
Jarrett Stidham.....QB	Stephenville, TX.....2017-18
Burt Stiles.....G	Birmingham.....1917
Randy Stokes.....OG	Tallahassee.....1982-83-84-85
William Bee Stokes.....E	Marion County.....1895-96-97
Gordon Stone.....DB	Pine Apple.....1985
David Storey.....Mgr	Ozark.....1971-72-73
Ron Storey.....Mgr	Bonifay, FL.....1967-68-69
Tyler Stovall.....H	Hokes Bluff.....2014-15-16-17
Eli Stove.....WR	Niceville, FL.....2016-17-19-20
Tim Stowers.....OL	Huntsville.....1977-78
Jimmy Strain.....C	Fairfield.....1954-55-56
Bradley Streit.....FB	Birmingham.....1909-10
G.W. Streit.....T	Birmingham.....1904-05
Ben Strickland.....C	Auburn.....1973-74-75
Bobby Strickland.....LB	Grand Bay.....1968-69-70
Paul Strickland.....Tnr	Vestavia.....1988
Raymond Stringer.....T	Highland Home.....1945
Jim Bob Striplin.....QB	Hartford.....1998
Alex Strong.....FB	Macon, GA.....1988-89
Francis Stubbs.....HB	Douglas.....1918-19-20
Kameron Stutts.....OL	Killen.....2019-20-21-22
Doug Suell.....T	Birmingham.....1967
John Sullen.....OL	Auburn.....2009-10-11-12
Joe Sullivan.....QB	Birmingham.....1980-81
Josh Sullivan.....QB	Little Rock, AR.....2003
Pat Sullivan.....QB	Birmingham.....1969-70-71
Patrick Sullivan.....QB	Birmingham.....1993-94
Johnny Sumner.....LB	Cottonton.....1973-74
Manning Sumner.....LB	Birmingham.....1998
Shannon Suttle.....DE	LaFayette, GA.....1994-95-96-97
Mickey Sutton.....HB	Mobile.....1962-63-64
Ricky Sutton.....DE	Tucker, GA.....1989-90-91-92
Anthony Swain.....LB	Gadsden.....2013-14
Maurice Swain Jr.....DL	LaGrange, GA.....2015-16
Keenan Sweeney.....FB	Snellville, GA.....2016-17
Henry Sweet.....B	Besemer.....1924
James Swinton.....WR	Tucker, GA.....2006-07-08

T	
Marion Talley.....FB	Decatur.....1931-32-33
Ben Tamburello.....C	Birmingham.....1983-84-85-86
Reid Tankersley.....TE	Wetumpka.....1998-00
Joe Tanory.....PK	Birmingham.....1970-71-72
Andre Tarrance.....FB	Jacksonville, FL.....1991
Ben Tate.....RB	Newark, MD.....2006-07-08-09
Walter Tate.....DT	Decatur.....1989-90
Patrick Tatum.....P	Sylvania.....2007
Roy Tatum.....T	Flomaton.....1965-66-67
Bill Taylor.....LS	Northport.....2018-19-20
Brandon Taylor.....OT	Olive Branch, MS.....1998
Chris Taylor.....FS	Webb.....1983
Courtney Taylor.....WR	Carrollton.....2003-04-05-06
Doug Taylor.....DB	Opelika.....1981
E. Taylor.....HB	Phenix City.....1929-30
Greg Taylor.....WR	Opelika.....1987-88-89-90
Jason Taylor.....OG	Mobile.....1992-93-94-95
Larry Taylor.....DT	Ft. Lauderdale, FL.....1971-72
Marlon Taylor.....CB	Smiths Station.....1996-97
Marshall Taylor.....DB	Cordele, GA.....2016
Nathan Taylor.....WR	Dublin, GA.....2011
Ryan Taylor.....LB	Dublin, GA.....1995-96-97-98

Sean Taylor.....LB	Brooklyn, NY.....1994
Steve Taylor.....C	Atlanta, GA.....1972-73
Rick Telhiard.....DT	Mobile.....1973-74-75
Ladarius Tennon.....DB	Rockledge, FL.....2020-21
Paul Terry.....OT	Decatur.....1954-55-56
F.J. Thagard.....T	Butler County.....1907
Steve Thaxton.....Mgr	Jacksonville, FL.....1964-65-66
Robenson Therezie.....LB	Miami, FL.....2011-12-13-14
J.H. Thigpen.....G1912-13-14-15
Alex Thomas.....SS	Dothan.....1988-89-90-91
Ben Thomas.....DT	Ashburn, GA.....1981-82-83-84
Charles Thomas.....QB	Douglasville, GA.....1978-79-80-81
Daniel Thomas.....DB	Montgomery.....2016-17-18-19
Dontarrious Thomas.....LB	Perry, GA.....2000-01-02-03
Frank Thomas.....TE	Columbus, GA.....1986
J. Thomas.....T	Montgomery.....1940-41-42
Jackson Thomas.....LB	Birmingham.....2016
Leonard Thomas.....OG	Columbus, GA.....1993-94-95-96
Liron Thomas.....DB	Plant City, FL.....1995
Pat Thomas.....DE	Mobile.....1983-84-85
Roc Thomas.....RB	Oxford.....2014-15
W.D. Thomason.....C	Auburn.....1923
Chris Thompson Jr.....DB	DeSoto, TX.....2020
Christian Thompson.....DB	Ft. Lauderdale, FL.....2008
Foy Thompson.....G	Camden, SC.....1950-51-52
Greg Thompson.....C	Enterprise.....1990-91-92-93
Jim Thompson.....C	Enterprise.....1985-86-87-88
Josh Thompson.....NG	Statesboro, GA.....2004-05-06-07
Larry Thompson.....OT	Tarrant.....1971
Carlos Thornton.....LB	Holy Trinity.....1991-92-93
Jack Thornton.....DT	Washington, GA.....1963-64-65
Marshall Thomton.....RB	Washboro, GA.....2002
Neiko Thorpe.....DB	Tucker, GA.....2008-09-10-11
William Thorpe.....G	Aiken, SC.....1937-38-39
Tre' Threat.....LB	Mobile.....2016-17
Demetrius Threatt.....FB	Alabaster.....1983-84
Robenson Therezie.....DB	Miami, FL.....2011
Joe Tiburzi.....T	Chester, PA.....1950-51
Reynolds Tichenor.....QB	Atlanta, GA.....1894-95-96
Don Tidwell.....OG	Caleia.....1970
Travis Tidwell.....QB/HB	Birmingham.....1946-47-48-49
Don E. Tillery.....	Phenix City.....1945
Allen Tillman.....QB	Newton, MS.....2000-01
Lawyer Tillman.....WR	Mobile.....1985-86-87-88
Lawyer Tillman.....RB	Lacey, WA.....2015
Tim Tillman.....OG	Theodore.....1990-91
Jackson Timmerman.....OL	Rehobeth.....2008
Jay Timmerman.....Tnr	Tallahassee.....1978-79
Don Timmons.....RB	Montgomery.....2000-01
Barrett Tindall.....LB	Birmingham.....2018-20
Craig Tindle.....Mgr	Auburn.....1986-87-88
John Tipper.....HB	Carbon Hill.....1934-35-36
Desmond Tisdol.....LB	Rochelle, GA.....2020-21-22
Chris Todd.....QB	Elizabethtown, KY.....2008-09
C.J. Tolbert.....RB	Dadeville.....2017-18
Cameron Toney.....OLB	Huntsville.....2015-16
Clifford Toney.....DB	Huntsville.....1977-78-79-80
Sheldon Toomer.....HB	Auburn.....1892
Reggie Torbor.....DE	Baton Rouge, LA.....2000-01-02-03
Ro Torrence.....CB	Besemer.....2021
Jeremy Toungett.....OT	Olive Branch, MS.....1998-99-00
Patrick Trahan.....LB	New Orleans, LA.....2006
Raymond Trammell.....B	Comer.....1924
R.R. Trapani.....E	Savannah, GA.....1944
U.L. Trapani.....T	Savannah, GA.....1942
John Trapp.....HB	Tupelo, MS.....1917-18-19
Jamar Travis.....DL	Brewton.....2009-10-11-12
Tommy Traylor.....QB	Montgomery.....1968-69-70
Adlai Trone.....DB	Trussville.....1998-99
Charlie Trotman.....QB	Montgomery.....1977-78-79
John Trotman.....C1944-45
Marvin Trott.....C	Montgomery.....1975-76-77
Tommy Trott.....TE	Montgomery.....2006-07-08-09
Barrett Trotter.....QB	Birmingham.....2010-11
Austin Troxell.....OL	Huntsville.....2018-20-21-22
Rich Trucks.....OL	Hoover.....2001-02-04
Tyrone Truesdell.....DL	Augusta, GA.....2017-18-19-20
Stanton Truitt.....WR	Atlanta, GA.....2015-16

Howell Tubbs.....QB	Birmingham.....1954-55-56
Tucker Tuberville.....QB	Auburn.....2015
Marvin Tucker.....LB	Linden.....1965-66-67
William Tucker.....QB	Birmingham.....1949-50
C.H. Turk.....B	Marion.....1924
Andrew Turman.....FB	Hoover.....2006
Bill Turnbeaugh.....T	Tucumcari, NM.....1951-52
Brent Turner.....DS	Titus.....1995-96-97-98
Paul Turner.....FB	Anniston.....1924-25-26
Raymond Turner.....T	Vernon.....1927
Steve Turner.....Mgr	Birmingham.....1977-78-79
Tracy Turner.....OG	Chatom.....1982-83-84
Christian Tutt.....DB	Thomson, GA.....2018-19-20
Greg Tutt.....DB	Rome, GA.....1980-81-82
F.E. Tuxworth.....QB	Lafayette.....1925-26-28

U	
Keith Uecker.....OG	Hollywood, FL.....1978-79-81
Trent Ulrich.....SS	St. Petersburg, FL.....1986
Andy Underwood.....LB	Huntsville.....1986
Harry Unger.....FB	Fayette.....1970-71
C.J. Uzomah.....WR/TE	Suwanee, GA.....2011-12-13-14

V	
Chris Vacarella.....QB/WR	Birmingham.....1973-74-75-76
Johnny Valentine.....OG	Melbourne, FL.....1968-69-70
George Vallone.....OT	Deltona, FL.....2004
Anthony VanDeusen.....DE	Licking, MO.....1997-98
Bill Van Dyke.....G	Atlanta, GA.....1962-63-64
Mack VanGorder.....DB	Gainesville, GA.....2014
Jack Van Yperen.....DB	Ridgewood, NJ.....1970
James Vann.....B	Henry County.....1895-96-97
John Vaughn.....K	Brentwood, TN.....2003-04-05-06
Ted Varano.....T	Media, PA.....1949-50
B.W. Vaughn.....Mgr	Dothan.....1926
Terry Vaughn.....	Dauphin Island.....1958
Willis Venable.....G	Birmingham.....1904-05
Jonathan Vickers.....DB	Athens.....2006-07-08
David Vinson.....DE	Red Bay.....1983
Neal Vinson.....DE	Slocomb.....1985
Matt Vogler.....QB	Tampa, FL.....1988
Jacob vonEschenbach.....DL	Enterprise.....2018-19-20
Jim Von Wyl.....K	Akron, OH.....1989-90-91

W	
Bill Waddail.....E	Elba.....1946-47-48
Zach Wade.....LS	Bremen, GA.....2016
Troy Wagnon.....1977
Bucky Waid.....E	Springville.....1962-63-64
Bobby Walden.....QB	Bainbridge, GA.....1985
Garrison Walker.....DL	Toccoa, GA.....2021-22
Gary Walker.....DT	Lavonia, GA.....1993-94
Gary Walker.....DL	Toccoa, GA.....2016-17-18-19
Gene Walker.....LB	Columbus, GA.....1969-70-71
J.D. Walker.....WR	Powder Springs, GA.....1994
Marion Walker.....QB	Newbern.....1937-38
Rashaud Walker.....DB	Decatur, GA.....1999-00-01-02
Ricardo Walker.....DT	Darlington, SC.....1993
Sullivan Walker.....HB	Montgomery.....1973
Terry Walker.....HB	Ashburn, GA.....1984
Zykeivous Walker.....DE	Ellaville, GA.....2020-21-22
Joe Walkins.....WR	Ft. Lauderdale, FL.....2001
Hindman Wall.....DE	Birmingham.....1957
Cooper Wallace.....TE	Nashville, TN.....2002-03-04-05
Dennis Wallace.....S	Carrollton, GA.....1987-88-89-90
Ernest Wallace.....OT	Gadsden.....1990-91-92
James Wallace.....OG	Gadsden.....1982
Jonathan Wallace.....QB/WR	Phenix City.....2012-13-14-15
Steve Wallace.....OT	Atlanta, GA.....1982-83-84-85
Johnny Wallis.....HB	Birmingham.....1948-49-50
Randy Walls.....QB	Brundidge.....1972-73
Brian Walsh.....DL	Winter Springs, FL.....2014
David Walsh.....Tnr	Bluff City, TN.....1984
James Walsh.....FB	Philadelphia, PA.....1954-55-56
Bobby Walton.....DT	Ft. Walton, FL.....1963-64-65

All-Time Lettermen

Brooks Walton.....	LB	Little Rock, AR.....	2021
Prince Tega Wanogho..	OL	Montgomery/Nigeria	2016-17-18-19
Glen Ward.....	S	Fayetteville, GA.....	1974-75
Harry Ward.....	FB	Montgomery.....	1973-74
Luke Ward.....	QB	Besemer.....	1927
Richard Ward.....		Birmingham.....	1962-63-64
Will Ward.....	C	Prattville.....	2004
Brad Ware.....	S	Powder Springs, GA.....	1996-97-98
Reggie Ware.....	FB	Huntsville.....	1984-85-86-87
Robert Ware.....		Jefferson County.....	1905-06-07
C.C. Warren.....	T	Coal City.....	1918-19-20
Ernie Warren.....	G	Marietta, GA.....	1962-63-64
Frank Warren.....	DT	Birmingham.....	1977-78-79-80
James Warren.....	OT	Valdosta, GA.....	1954-56-57
Jimmie Warren.....	CB	Birmingham.....	1982-83-85
Ordell Warren.....	E	Marion.....	1953
Haywood Warrick.....	OG	Dothan.....	1957-58-59
Caleb Warrington.....	C	Dover, DE.....	1944
Bobby Wasden.....	DR	Greenville.....	1957-58-59
Shayne Wasden.....	WE	Selma.....	1988-89-90
Demond Washington..	DB	Tallassee.....	2009-10
Marcus Washington....	LB	Auburn.....	1996-97-98-99
Pat Washington.....	QB	Mobile.....	1983-84-85
James Watkins.....	B	Columbus.....	1944
Johnnie Watwood.....	E	Birmingham.....	1926
Bobby Weaver.....	E	Talladega.....	1947-48
Donald Webb.....	DB	Scottsboro.....	1967-68-69
James Webb.....	HB	Lee County.....	1902-03
Judson Webb.....	G	Anniston.....	1901
Jeff Weekley.....	OT	Columbus, GA.....	1955-56-57
Warren Weeks.....	Mgr	Geneva.....	1982-83
Eddie Welch.....	DE	Columbus, GA.....	1970-71-72
Michael C. Welch.....	E	Atlanta, GA.....	1957
Mike Welch.....	G	Atlanta, GA.....	1932-33-34
Josh Weldon.....	DE	Cordele, GA.....	1998-99-00
Jeremy Wells.....	DS	Mobile.....	2000-01-02-03
George Wendling.....	HB	Birmingham.....	1939-40
Thomas Wert.....	G	Morgan County.....	1898
Homer Wesley.....	C/T	Gadsden.....	1950
Ed West.....	TE	Leighton.....	1980-81-82-83
Herschel West.....	E	Key.....	1933
Willis West.....	E	Piedmont.....	1944
Cleve Wester.....	T	Albany, GA.....	1956-57-58
Christian Westerman..	OL	Chandler, AZ.....	2012
Ricky Westbrook.....	LB	Piedmont.....	1979-80
Freddy Weygand.....	SE	Gadsden.....	1984-85-87-88
Hancie Whatley.....	E	Opelika.....	1937
John Whatley.....	DE	Eufaula.....	1957
Wade Whatley.....	QB	Tuskegee.....	1972-73
George Wheeler.....	E	Madison County.....	1897-98
Jack Whigham.....	Mgr	Opp.....	1982-86
Jawara White.....	LB	Troy.....	2011
Jeffrey Whitaker.....	DT	Warner Robins, GA..	2010-11-12-14
Brandon White.....	WR	Birmingham.....	1998-99
H.T. White.....	B	Colbert County.....	1907
Marcus White.....	DT	Theodore.....	2000-01
Parker White.....		Troy.....	1952-53-55
Ryan White.....	DB	Tallahassee, FL.....	2010-11-12-13
Sean White.....	QB	Boca Raton, FL.....	2015-16
Stan White.....	QB	Birmingham.....	1990-91-92-93
Jermaine Whitehead...	DB	Greenwood, MS.....	2011-12-13-14
Willie Whitehead.....	DE	Tuskegee.....	1991-92-93-94
JaTarvious Whitlow....	RB	LaFayette.....	2018-19
Joe Whitt.....	WR	Auburn.....	1998-99
John Wiley.....	CB/S	Opelika.....	1987-88-89-90
Jonathan Wilhite.....	CB	Monroe, LA.....	2005-06-07
Don Wilkes.....	HB	Gainesville, FL.....	1945
Herman Wilkes.....	OG	Swainsboro, GA.....	1962
Mark Wilkinson.....	Mgr	Montgomery.....	1971-72-73
Ron Wilkinson.....	Tnr	Tupelo, MS.....	1988-89-90-91
D.V. Willett.....	LE	Tallahassee, FL.....	1948-49-50
Darryl Wilks.....	LB	Phenix City.....	1979-80-81
Andrew Williams.....	RB	Sunflower.....	2013-14
Andrew Williams.....	DL	McDonough, GA.....	2015-16-17-18
Antarrious Williams....	LB	Columbus, GA.....	2002-03-04-05
Carnell Williams.....	TB	Attalla.....	2001-02-03-04
Chette Williams.....	LB	Douglasville, GA.....	1983-84
Darrell Williams.....	TB	Prichard.....	1989-90-91

Darrell Williams.....	LB	Hoover.....	2015-16-17-18
David Williams.....	LB	Pensacola, FL.....	1972-73-74
D'haquille Williams...	WR	LaPlace, LA.....	2014
D.J. Williams.....	RB	Lake Placid, FL.....	2019-20
E.E. Williams.....	HB	Chattanooga, TN.....	1923-24-25
George Williams.....	QB	Tusculum.....	1931-32-33
Gerald Williams.....	DT	Valley.....	1982-83-84-85
Gerald Williams.....	CB	Columbus, GA.....	2003-04
H.D. Williams.....	E	Andalusia.....	1935-36
Homer Williams.....	FB	Greensboro.....	1949-50-51
Jack Williams.....	C	Lianerch, PA.....	1940-41
James R. Williams.....		1946-47
Jamie Williams.....	DB	Union Springs.....	1993-94
Kyle Williams.....	Mgr	Besemer.....	1983-84-85-86
Marvin Williams.....	DT	Evergreen.....	1977-78-79-80
Quency Williams.....	DE	Douglasville, GA.....	1980-81-82-83
Ray Williams.....	C	Birmingham.....	1946-47
Rusty Williams.....	RB	Moncks Corner, SC.....	1996-97-98-99
Ryan Williams.....	DB	Mobile.....	2007
Seth Williams.....	WR	Cottontdale.....	2018-19-20
Travis Williams.....	LB	Columbia, SC.....	2002-03-04-05
Tre' Williams.....	LB	Mobile.....	2014-15-16-17
Tyrecee Williams.....	DB	Moss Point, MS.....	1995-96-97
William Williams.....	HB	Georgia.....	1894-95-96
Larry Willingham.....	DB	Birmingham.....	1968-69-70
Chester Willis.....	FB	Gainesville, GA.....	1979-80
Horace Willis.....	DB	Mabelton, GA.....	2001-02
James Willis.....	LB	Huntsville.....	1990-91-92
Joko Willis.....	LB	LaGrange, GA.....	2021-22
Malik Willis.....	QB	Atlanta, GA.....	2017-18
Marcel Willis.....	WR	Jacksonville, FL.....	1999-00-01-02
Will Willis.....	E	Pensacola, FL.....	1897
Bill Wilson.....	OT	Birmingham.....	1946
Bobby Wilson.....	TB	Pensacola, FL.....	1966-67-68
Chris Wilson.....	SP	Gainesville, FL.....	1972-73-74
David Wilson.....	G	Jefferson County.....	1892
Jay Jay Wilson.....	TE	Valencia, CA.....	2019
Jerry Wilson.....	E	Birmingham.....	1956-57-58
John Wesley Wilson....	T	Goodwater.....	1929
Jon Wilson.....	DE	Haleyville.....	1988-89-90-91
Robert L. Wilson.....	HB	Pensacola, FL.....	1966-67-68
Steve Wilson.....	LB	Huntsville.....	1970-72
Steve Wilson.....	OG	Montgomery.....	1984-85
William Wilson.....	T	Fairfield.....	1959-60-61
Thomas Wingo.....	QB	Birmingham.....	1911
Derek Winter.....	WR	Tampa, FL.....	2008-09-10
Warren Wise.....	G	Clayton.....	1939-40
Jay Wisner.....	WR	Bozeman, MT.....	2009-11
George Wolff.....	T	St. Louis, MO.....	1937-38-39
John Woller.....		1977-78-79
Billy Wood.....	SE	Birmingham.....	1975
Charles Wood.....	DE	Heflin.....	1976-77-78-80
Hunter Wood.....	TE	Spanish Fort.....	2014
Richard Wood.....	QB	Lanett.....	1958-59
Tim Wood.....	LB	Polk.....	1978-80
William C. Wood.....	G	Wetumpka.....	1930-31-32
William T. Wood.....	G	Montgomery.....	1923-24
Woody Woodall.....	PK	Atlanta, GA.....	1961-62-63
Caleb Wooden.....	DB	Lawrenceville, GA.....	2022
Colby Wooden.....	DL	Lawrenceville, GA.....	2020-21-22
Bobby Woodruff.....	LB	Lowndesboro.....	1969
Charles W. Woodruff....	E	Jefferson County.....	1906-07-08
Bailey Woods.....	TE	Marietta, GA.....	2009
Chris Woods.....	SE	Birmingham.....	1980-81-82-83
Dave Woodward.....	OT	Cedartown, GA.....	1959-60-61
Robert Woodyard Jr....	LB	Mobile.....	2022
Chandler Wooten.....	LB	Acworth, GA.....	2017-18-19-21
Dazalin Worsham.....	WR	Birmingham, AL.....	2022
Reggie Worthy.....	WR	Gadsden.....	1997-99-00
Joe Wozniak.....	T	Shenandoah, PA.....	1944
Edward Wren.....	FB	Talladega.....	1915-16
A.Z. Wright.....	FB	Lee County.....	1893-94
Alexander Wright.....	WR	Albany, GA.....	1986-87-88-89
Dennis Wright.....	CB	Lauderdale Lks., FL.....	1989-90-91
Gabe Wright.....	DL	Columbus, GA.....	2011-12-13-14
G.H. Wright.....	Mgr	Auburn.....	1949
Jeremiah Wright.....	DL	Selma.....	2020-22
E.L. Wynn.....	T	Ashland.....	1921-22

Y

F.R. Yarbrough, Jr.....		Georgia.....	1929
F.R. Yarbrough, Sr.....	E	Georgia.....	1898-99-00
Ron Yarbrough.....	LB	Columbus, GA.....	1967-68-69
Ted Yarbrough.....	TB	Blakely, GA.....	1992
Bruce Yates.....	DT	El Paso, TX.....	1963-64-65
Gusty Yearout.....	LB	Birmingham.....	1965-66-67
Tommy Yearout.....	NG	Birmingham.....	1969-70-71
W.T. Yearout.....	FB	Dyersburg, TN.....	1940
James A. York.....	T	Dale County.....	1907
Philip Yost.....	K	Auburn.....	2001-02-03-04
Avery Young.....	OL	Palm Beach Gardens, FL	2013-14-15
Donnay Young.....	FS	College Park, GA.....	2001-02-03-04
Larry Young.....	LB	Lakeland, FL.....	1989-90
Leo Young.....	HB	1929
Patrick Young.....	TE	Trussville.....	2014

Z

Terrell Zachery.....	WR	Wadley.....	2008-09-10
Justin Zapp.....	Mgr	Brentwood, TN.....	1992
Nathan Zapp.....	Mgr	Brentwood, TN.....	1989-90-92
Lee Ziemba.....	OL	Rogers, AR.....	2007-08-09-10
Kilian Zierer.....	OL	Munich, Germany.....	2021-22
Jeremy Zills.....	P	Town Creek.....	1996-97-98
Greg Zipp.....	OL	Union City, TN.....	1979-80-81
Mickey Zofko.....	HB	Melbourne, FL.....	1968-69-70

Original research on lettermen's hometowns and positions compiled by former Auburn Media Relations student assistant Chris Bell. Additional research provided by former football manager and longtime press box PA announcer David Storey.

All-Time Lettermen by Hometown

ALABAMA (1,351)

ABBEVILLE (3)

Dave Edwards.....TE..... 1959-60-61
Mike Helms.....E..... 1962-63-64
John Riley.....SP..... 1967-68-69

ADAMSVILLE (1)

Don McCay.....LB..... 1965-66-67

ALABASTER (8)

Tony Bell.....S.....2004
Luvell Bivins.....DB.....1985
Brad Everett.....OL..... 1977-78-79-80
Barry Hocutt.....Mgr..... 1979-80-81-82
Arthur Johnson.....SS..... 1983-84-85-86
Brandon King.....DB.....2013-14
Evan McGuire.....K.....2021-22
Demetrius Threatt.....FB.....1983-84

ALBERTVILLE (2)

Wil Appleton.....QB.....2019
John Goodwin.....T..... 1915-16

ALEXANDER CITY (13)

Gabe Barrett.....DB.....2009
Eric Brock.....S..... 2004-05-06-07
Eltoro Freeman.....LB..... 2009-10-11
Michael Goggans.....DE..... 2007-08-09-10
Marques Gunn.....DE..... 2003-04-05-06
Larry Hill.....OG..... 1969-70-71
Butch Jacobs.....Mgr..... 1996-97
Steve King.....Tnr..... 1988-89
Jack Lambert.....G..... 1948-49
Boguer Miller.....DE..... 1964-65
Joe Bob Mitchell.....HB..... 1934-35
Jimmy "Red" Phillips.....E..... 1955-56-57
W.M. Ray.....G..... 1921-22

ALTOONA (1)

Jim Brooks.....G.....1949

ANDALUSIA (6)

Joe Cope.....C..... 2004-05-06
Charles A. Little.....FB..... 1951-52-53
Harrison McCraw.....LB.....1966
Steve Posey.....OT.....1984
Harris Rabren.....LB..... 1976-78-79
H.D. Williams.....E..... 1935-36

ANNISTON (13)

Rusty Baker.....Tnr.....1986-87
T.W. Coleman.....1921
Getty Fairchild.....C.....1938-39
Kevin Greene.....DE.....1983-84
Victor Hall.....TE..... 1989-90-91
Mike Hicks.....S..... 1981-82
William McCain.....DT.....1992
Casinius Moore.....RB.....2000-01
Walker Reynolds.....HB..... 1907-08-09
Jack Stewart.....B..... 1930-31-32
W.A. Stickney.....FB.....1916
Paul Turner.....FB..... 1924-25-26
Judson Webb.....G.....1901

ASHLAND (2)

Stanford Simmons.....FS..... 1999-00-01
E.L. Wynn.....T..... 1921-22

ATHENS (6)

Adolph Cosby.....FB..... 1979-81
Sean Davidson.....WR.....1992-93
W.P. Grisham.....G..... 1920-24
Bert McGuffey.....DE.....1975-76
Freddie Smith.....LB..... 1976-77-78-79
Jonathan Vickers.....DB..... 2006-07-08

ATMORE (5)

Max Harrison.....E.....1937
Ron Middleton.....TE..... 1982-83-84-85
Rayburn Moore.....G..... 1946-47-48-49
Danny Sanspree.....DE..... 1970-71-72
Greg Staples.....S..... 1986-87-88

ATTALLA (5)

Ronny Bellew.....LB..... 1980-81-82
Chester Cline.....G.....1948-49
George Nalor.....G.....1945
Peyton Nance.....OL.....2018-19
Carnell Williams.....TB..... 2001-02-03-04

AUBURN (53)

Robert Beard.....HB..... 1964-65-66
Paul Bidez.....FB..... 1912-13-14-15
T.H. Bonner.....T..... 1918-19-20
Cort Bradley.....OL.....2022
Abb Chrietzburg.....C..... 1938-39-40
Wm. D. Chrietzburg.....C..... 1931-32-33
Bill Clay.....Mgr..... 1973-74-75-76
David Cobb.....Mgr..... 1986
Joe Davis.....K..... 1951-52-53
Rhett Davis.....SE.....1972-73
Ross Dean.....B.....1935
Henry DeBardeleben.....G.....1892
Jep Dennis.....Mgr.....1951
J.M. Earnest.....G.....1926
Trey Elston.....CB.....2021
Rick Freeman.....DB..... 1975-76-77
Charles Grubb.....HB..... 1944-45-46-47
Jeremy Hand.....WR..... 1995-96-97
C.L. Hare.....B.....1892
F.W. Hare.....1898
Dick Hayley.....TE..... 76-77-78
E.C. Haynie.....E.....1903
Frank Jenkins.....1964-65-66
Skip Johnston.....P..... 1977-78-79
Richard Kearley.....HB..... 1910-11-12-13
A.D. Knapp.....E.....1922-23
Sage Ledbetter.....K..... 2017-18-19
Mac Lorendo.....OT..... 1970-71-72
Win Lyle.....PK..... 1987-88-89
J.P. Major.....FB..... 1910-11-12
C.H. McGehee.....E.....1939-40
Pat Meagher.....HB.....1956-57
George Moore.....G..... 1946-47-48-49
Tommy Nesmith.....WR..... 2020-21-22
Walter Northcutt.....Mgr..... 1978-79-80
Mike Parks.....Mgr..... 1985-86-87-88
Danny Perry.....TE/FB..... 2005-06-07
Bishop Reeves.....C..... 1978-79-80-82
Carver Reeves.....TE.....1981
Ed Saidla.....Tnr.....1982
Cary Senn.....HB..... 1930-31-32
Greg Smith.....TE.....2000
John Steadham.....QB.....1910
Ben Strickland.....C..... 1973-74-75
John Sullen.....OL..... 2009-10-11-12
W.D. Thomason.....C.....1923
Craig Tindle.....Mgr..... 1986-87-88
Sheldon Toomer.....HB.....1892
Tucker Tuberville.....QB.....2015
Marcus Washington.....LB..... 1996-97-98-99
Joe Whitt.....WR.....1998-99
G.H. Wright.....Mgr.....1949
Philip Yost.....K..... 2001-02-03-04

BARBOUR COUNTY (3)

William Feagin.....1892-1893
Robert Foy.....E..... 1891-92-93
Dan Martin.....G..... 1898-99-00-01

BAY MINETTE (5)

Rusty Byrd.....SE..... 1976-77-78-79
Steve Christenberry.....DB.....1983
Chuck Fletcher.....OT.....1946
Anthony Mix.....WR..... 2002-03-04-05
Alton Moore.....DE.....2000-01

BAYOU LA BATRE (2)

Ed Graham.....TB..... 1982-83-84
Brandon Johnson.....FB..... 2000-01-02-03

BEATRICE (1)

H.C. Andress.....G.....1926-27

BELLAMY (1)

Mark Rainer.....T.....1942

BESSEMER (28)

Johnny Adams.....HB..... 1953-54-55
Don Blackerby.....FB.....1950
Guy Bruce.....C..... 1950-51-52
A.G. Canzoneri.....E.....1942-43
L.C. Garner.....E.....1944
John Granger.....HB.....1925
W.G. Granger.....FB..... 1927-28-29
C.D. Harkins.....C..... 1928-29-30
E.M. Harkins.....G..... 1920-21-22-23
W.A. Hodges.....QB..... 1925-26-27
Eugene Honeycutt.....HB.....1925
Milton V. Howell.....RG..... 1937-38-39
Roy Hunter.....S..... 1987-88-89-90
Bo Jackson.....HB..... 1982-83-84-85
Justin Jones.....RB.....2022
William Kemp.....E.....1932-33
William Kilpatrick.....G.....1951-52
Pat King.....Mgr.....
Tommy Lorino.....RB..... 1956-57-58
Reese McCall.....TE..... 1975-76-77
Alvin Nash.....LB..... 1989-90-91
LaDarius Owens.....DE..... 2011-12-13-14
Jerry Randall.....C.....1982
Charles Scott.....HB..... 1920-21-22-23
Henry Sweet.....B.....1924
Ro Torrence.....CB.....2021
Luke Ward.....QB.....1927
Kyle Williams.....Mgr..... 1983-84-85-86

BEXAR (1)

Tom Shotts.....E..... 1925-26-27

BIG COVE (1)

Johnathan "Rudy" FordDB/RB..... 2013-14-15-16

BIRMINGHAM (229)

John Adcock.....T..... 1947-48-49
Percy Alford.....HB..... 1950-52
Nick Ardillo.....RG..... 1940-41
David Ariail.....E..... 1931-32-33
Danny Arnold.....DB..... 1974-76-77
Robert Arthur.....T.....1930
Brian Atkins.....WR..... 1979-80
George Atkins.....GT..... 1952-53-54
Scott Austin.....DT.....1986-87
Milton Bagby.....C.....1936
Lance Bailey.....Tnr..... 1982-83-84-85
Thomas S. Banks.....G..... 1948-49
Tom Banks.....C..... 1968-69
Norman Barrington.....E..... 1940-44
Billy D. Barton.....E..... 1941-42
Coker Barton.....C..... 1947-48-49
S.R. Batson.....G..... 1905-06-07-08
Clyde Baumgartner.....QB..... 1974-75-76
Duncan Benton.....1948-49
Phillip Benton.....Mgr.....1934
Pete Berryman.....TE.....2016-17

Robert F. Blake.....HB..... 1934-36
Bill Braswell.....T..... 1964-65-66
Alvin Bresler.....WB..... 1969-70
Bob Brown.....DE..... 1969-70-71
Sam Brown.....WR.....2011
Bill Burbank.....QB.....1955
Ron Burchfield.....DS..... 1989-90
Bill Burgess.....FB.....1962
Ken Burks.....FB..... 1973-74-75
Howard Burns.....C.....1939
Robert V. Burns.....FB.....1938
Mike Burrow.....OT..... 1976-77-78
James Callaway, Jr.....1939
Brock Campbell.....DB.....2017
Gregg Carr.....LB..... 1981-82-83-84
John Carter.....G.....1921
Howard Chappelle.....E.....1929
Sean Clarke.....FS.....1993
Hal Clemmer.....LB..... 1987-88-89
Jimmy Clemmer.....S..... 1987-88
Leon Cochran.....QB..... 1945-46-47
Jason Cook.....DB.....1998
William Cook.....1946
Vic Costellos.....RG..... 1941-42
Kurt Crain.....LB..... 1986-87
T.R. Crane.....QB..... 1923-25
Theodore Cremer.....LE.....1940
Cole Cubelic.....C..... 1997-98-99-00
John Cubelic.....WR.....2009
Nick Curtis.....DT.....2021
John Paul Crane.....HB.....1977
John Dailey.....DE..... 1982-83-84
Karlous Dansby.....LB..... 2001-02-03
Chris Davis.....CB..... 2010-11-12-13
John E. Davis, Jr.....QB..... 1987-38
John Elliot Davis.....QB.....1923
Tanner Dean.....LB..... 2019-20
Dan Dickerson.....DT..... 1979-80-81
Mitch Downey.....WB.....1974
Don Downs.....DE..... 1960-61-62
Alex Dudchok.....DT..... 1983-84-85
Ed Duncan.....G..... 1951-52-53
Harold B. Dupuy.....G..... 1944-45
Tom Edwards.....E.....1950
Ben Efrid.....WR.....1993
Scott Elam.....FB..... 1969-70-71
Jerry Elliott.....DE..... 1951-54-55-56
Bruce Evans.....SB..... 1972-73-74
Nathan Farrow.....OL.....2006
Sonny Ferguson.....LB..... 1967-68-69
J.F. Ferrell.....G..... 1941-42
Josh French.....DB..... 2018-19
Joe Friddle.....Mgr.....1968-69
Rusty Fuller.....FB.....1972-73
James Fullington.....HB.....1952
Harris Gaston.....LB.....2010
Mike Gates.....WB..... 1972-73-74
Thomas Gossom.....SE..... 1972-73-74
Chris Gray.....OT..... 1989-90-91-92
Johnny Green.....DB..... 1979-80
Clarence Grimmett.....LE..... 1941-42
Bill Haas.....OG..... 1960-61
Phillip Hall.....OL..... 1978-79-80
Rick Harbuck.....FB..... 1974-75
Alan Hardin.....DB..... 1976-77-78
Henry Hardy.....Mgr..... 1973-74-75
Vincent Harris.....FB..... 1986-87-88
Everett Harwell.....E.....1944
Tim Hawthorne.....WR..... 2007-08
Lee Hayley.....E.....1951-52
Charlie Haynesworth ..FB..... 1937-38-39
Walter Heath.....FB..... 1936-37
McCay Hewlett.....HB.....1946
Lance Hill.....SB..... 1974-75-76
Smokey Hodge.....LB..... 1986-87-88

All-Time Lettermen by Hometown

Bucky Howard..... T..... 1966-67-68
 L.E. Hughes..... G..... 1911-12-13
 Jim Ingle..... E..... 1963
 Russell Inman..... HB..... 1947-48-49
 Don Irvin..... C..... 1960-61
 Clay Jackson..... FB..... 1920-21
 James Jeffers..... HB..... 1949
 Harold Joiner..... RB..... 2019
 Anthony Jones..... DT..... 1975-76-77
 Frank E. Jones..... T..... 1949
 David Jordan..... OG..... 1980-81-82-83
 Robert C. Jordan..... HB..... 1951-52
 Charles L. Justo..... E..... 1950
 Barry Kelly..... Mgr..... 1975-76
 Gary Kelley..... DE..... 1984-85-86
 Mike Kolen..... LB..... 1967-68-69
 Tim Lacey..... Mgr..... 1972-73-74
 Charles Langner..... FB..... 1948-49-50
 David Langner..... DB..... 1971-72-73
 Pat LaRock..... LB..... 1975
 Frank LaRussa..... OG..... 1956-57-58
 Ramon Luster..... DT..... 1992-93
 Robert Malone..... B..... 1911
 Phillip Martin..... OG..... 1967-68
 Andrew McCain..... OL..... 2005-07-08-09
 J.H. McClurkin..... E..... 1940-41-42
 Sam P. McClurkin..... E..... 1945-46
 F.G. McCollum..... T..... 1931-32-33
 C.L. McCoy..... HB..... 1907-08-09-10
 Sam McCroskey..... G..... 1934-35-36
 James McDaniel..... QB..... 1944-45-46-47
 John McGeever..... FB..... 1959-60-61
 Don McKay..... LB..... 1965-66-67
 Jim McKinney..... SB..... 1972-73-74
 Tom McKinney..... DB..... 1946
 Cassanova McKinzy..... LB..... 2012-13-14-15
 George McNeill..... C..... 1925
 Alex McRee..... DS..... 1997-98
 David Middleton..... HB..... 1952-53-54
 David Milford..... FS..... 1992-93
 Thomas B. Miller..... Mgr..... 1982-83
 Joe Moon..... LB..... 1970
 J.W. Motley..... G..... 1907-08
 T.D. Moultry..... LB..... 2017-18-19-20-21
 John Murphy..... QB..... 1981
 James Nall..... HB..... 1915-16
 Mike Neel..... LB..... 1970-71-72
 Rick Neel..... S..... 1973-74-75
 Tom Nettleman..... C..... 1975-76-77
 Steve Osborne..... OT..... 1963-64
 Hunter Owens..... QB..... 1944
 Paul Owens..... TE..... 1997
 Kenneth Parham..... QB..... 1984
 Keith Parks..... Mgr..... 1982-83-84-85
 Phillip Pate..... LB..... 2000-01
 Rob Pate..... S..... 1997-98-99-00
 Gus Pearson..... E..... 1938-39
 F.H. Pendergast..... HB..... 1913-14-15-16
 Whitney Polson..... WH..... 1999
 Jerry Popwell..... C..... 1963-64-65
 Ray Powell..... FL..... 1976-77-78
 Jimmy Putnam..... OG..... 1960-61
 Jim Pyburn..... E..... 1953-54
 Ralph Pyburn..... E..... 1946-48-49
 Quinton Reese..... LB..... 1996-97-98-99
 Virgil Preston Rice..... Mgr..... 1941
 Scott Riley..... DE..... 1980-81-82
 John Robinson..... Tnr..... 1982-83-84
 Dennis Rogers..... DE..... 1978-79-80
 Don Rogers..... T..... 1952
 George Rogers..... T..... 1953-54
 Bo Russell..... T..... 1936-37-38
 Erskine Russell..... E..... 1946-47-48-49
 Tony Russell..... WR..... 1989-90-91-92
 Claude Saia..... HB..... 1952-53

Dick Schmaltz..... SE..... 1969-70-71
 William Schuler..... E..... 1941
 Rob Selby..... OT..... 1987-88-89-90
 David Shannon..... OL..... 2021
 Jay Sharp..... RB..... 2021
 Joe Shaw..... DE..... 1975-76-77
 Richard Shea..... DT..... 1988-89-90-91
 David Shelby..... FB..... 1971
 Sam Sherrod..... DB..... 2017-18-19
 Ryan Shoemaker..... P..... 2007, '10
 David Short..... Mgr..... 1970
 Jimmy Sidle..... QB..... 1962-63-64
 Jonathan Sledge..... FB..... 1995
 Harley Smalley..... B..... 1945
 Zac Smith..... QB..... 1902-03
 Mayo Sowell..... LB..... 2001-02-03-04
 E. Scott Sprague..... Mgr..... 1937
 Andy Steele..... OG..... 1972-73-74
 Daniel Stewart..... T..... 1947-48-49
 Andy Stidfole..... WR..... 1988-89
 Burt Stiles..... G..... 1917
 Bradley Streit..... FB..... 1909-10
 G.W. Streit..... T..... 1904-05
 Doug Suell..... T..... 1967
 Joe Sullivan..... QB..... 1980-81
 Pat Sullivan..... QB..... 1969-70-71
 Patrick Sullivan..... QB..... 1993-94
 Manning Sumner..... LB..... 1998
 Ben Tamburello..... C..... 1983-84-85-86
 Joe Tanory..... 1970-71-72
 Jackson Thomas..... LB..... 2016
 Travis Tidwell..... QB/HB..... 1946-47-48-49
 Barrett Tindall..... LB..... 2018-20
 Barrett Trotter..... QB..... 2010-11
 Howell Tubbs..... QB..... 1954-55-56
 William Tucker..... QB..... 1949-50
 Steve Turner..... Mgr..... 1977-78-79
 Chris Vacarella..... QB/WR..... 1973-74-75-76
 Willis Venable..... G..... 1904-05
 Hindman Wall..... DE..... 1957
 Johnny Wallis..... HB..... 1948-49-50
 Richard Ward..... 1962-63-64
 Frank Warren..... OT..... 1977-78-79-80
 Jimmie Warren..... CB..... 1982-83-85
 Johnnie Watwood..... E..... 1926
 George Wendling..... HB..... 1939-40
 Brandon White..... WR..... 1998-99
 Stan White..... QB..... 1990-91-92-93
 Ray Williams..... C..... 1946-47
 Larry Willingham..... DB..... 1968-69-70
 Bill Wilson..... OT..... 1946
 Jerry Wilson..... E..... 1956-57-58
 Thomas Wingo..... QB..... 1911
 Billy Wood..... SE..... 1975
 Chris Woods..... SE..... 1980-81-82-83
 Dazalin Worsham..... WR..... 2022
 Gusty Yearout..... LB..... 1965-66-67
 Tommy Yearout..... OG..... 1969-70-71

BLOUNTSVILLE (6)
 H.J. Carter..... T..... 1926-27-28
 J.E. Carter..... G..... 1927
 James Cospser..... QB..... 1927
 M.K. Morris..... T..... 1933-34-35
 Max Morris..... LG..... 1941
 Benny Sivley..... DT..... 1971-72-73

BRANTLEY (1)
 Anthony (Gulley) Morgan..... WR..... 2009

BREWTON (10)
 Dowe Aughtman..... NG..... 1979-81-82-83
 Doug Bell..... DB..... 1991-92
 Jared Cooper..... OL..... 2008-09-10-11
 Greg Gillis..... SP..... 1974

M.H. Hagood, Jr..... FB..... 1924
 Frank Jones..... G..... 1904-05
 Anthony Redmon..... OT..... 1990-91-92-93
 R.C. Rogers..... G..... 1918-19-20
 Lee Mark Sellers..... TE..... 1985-86-87-88
 Jamar Travis..... DL..... 2009-10-11-12

BROOKLYN (1)
 Henry Robinson..... C..... 1911-12-13-14

BRUNSDIDGE (3)
 Fred Baxter..... TE..... 1990-91-92
 Alex Bowden..... QB..... 1965
 Randy Walls..... QB..... 1972-73

BUFFALO (2)
 Harvey Edge..... 1922
 Charlie Finney..... HB..... 1941-42

BULLOCK COUNTY (2)
 J.B. Hobby..... 1897
 Homer Cogdell..... FB..... 1908-09-10-11

BUTLER (2)
 Merrill Johnson..... LB..... 2005-06-07-08
 Jim LeNoir..... E..... 1938-39-40

BUTLER COUNTY (1)
 F.J. Thagard..... T..... 1907

CALEIA (1)
 Don Tidwell..... OG..... 1970

CALERA (1)
 Jayson Jones..... DL..... 2022

CALHOUN COUNTY (3)
 E.W. Bullard..... HB..... 1897-98
 T.G. Bush..... QB..... 1898
 E. Snow Perkins..... HB..... 1893

CAMDEN (2)
 Chris Browder..... DE..... 2004-05-06
 Frank McIntosh..... QB..... 1988-89-90

CARBON HILL (2)
 Bill Cunningham..... S..... 1975-76
 John Tipper..... HB..... 1934-35-36

CARROLTON (1)
 Courtney Taylor..... WR..... 2003-04-05-06

CEDAR BLUFF (1)
 James Bouchillon..... E..... 1965-66-67

CENTRE (3)
 Brad Johnson..... OG..... 1986-87-88-89
 Marc Johnson..... FS..... 1990-91-92-93
 Shane Keasler..... OG..... 1990-91-92

CHAMBERS COUNTY (2)
 John Denson..... 1905
 Royden K. Stanley..... B..... 1906

CHATOM (1)
 Tracy Turner..... OG..... 1982-83-84

CHICKASAW (1)
 Mike Shows..... SE..... 1967-68

CHILDERSBURG (4)
 Lee Carpenter..... DB..... 1972-73
 Winkey Giddens..... T..... 1960-61-62
 Barry Lee..... Mgr..... 1984-85
 Johnny Simmons..... S..... 1970-71-72

CITRONELLE (1)
 Jason Merchant..... DE..... 1990-91-92

CLAIRMONT SPRINGS (1)
 Hubert Jackson..... 1924

CLANTON (1)
 Derrick Lykes..... DL..... 2009

CLAYTON (2)
 Clarence Norton..... HB..... 1948-49
 Warren Wise..... G..... 1939-40

CLINTON (1)
 T.H. Pearce..... G..... 1926-27

CLIO (1)
 Craig Sanders..... DE..... 2010-11-12-13

COAL CITY (1)
 C.C. Warren..... T..... 1918-19-20

COFFEEVILLE (1)
 T.J. Dunigan..... C..... 1996-97

COHORT (1)
 W.H. Gwin..... C..... 1900

COLBERT COUNTY (1)
 H.T. White..... B..... 1907

COLLIRENE (1)
 David M. Lyon..... B..... 1942

COLUMBIANA (1)
 Spencer Harris..... OL..... 2000

COLUMBUS (2)
 Eugene Castellow..... 1944
 James Watkins..... B..... 1944

COMER (1)
 Raymond Trammell..... B..... 1924

COOSA COUNTY (3)
 Pitt Moon..... G..... 1901-02-03-04
 George Penton..... G..... 1905-06-07-08
 John Penton..... G..... 1897

CORDOVA (1)
 Ryan Smith..... DB..... 2010-11-12-13

CORONA (1)
 John Kirkwood..... HB..... 1919-20-21

COTTONDALE (1)
 Seth Williams..... WR..... 2018-19-20

COTTONTON (1)
 Johnny Sumner..... LB..... 1973-74

COTTONWOOD (1)
 John Sistrunk..... RB..... 1976

COURTLAND (1)
 Asa Martin..... RB..... 2018

CRENSHAW (1)
 George Dickey..... G..... 1897

CROSSVILLE (1)
 John Cochran..... LB..... 1963-64-65

All-Time Lettermen by Hometown

CULLMAN (3)

Porter Callahan.....FB.....1927-28-29
M. Ardath Robinson.....1949
Chris Sears.....OG.....1990

DADEVILLE (4)

Rodney Crayton.....CB.....1996-98-99-00
Steve Davis.....S.....1996-97
Kirk Newell.....QB.....1910-11-12
C.J. Tolbert.....RB.....2017-18

DALE COUNTY (1)

James A. York.....T.....1907

DALEVILLE (3)

Derrick Dorn.....TE.....1992-93
James Kiger.....C.....1995-96
Tony Richardson.....FB.....1990-91-92-93

DANVILLE (2)

Howell Long.....G.....1927-28-29
S.R. Long.....G.....1924-25-26

DAPHNE (1)

Matt DeValk.....TE.....1993

DAUPHIN ISLAND (1)

Terry Vaughn.....1958

DECATUR (15)

Tim Baker.....OG.....1955-56-57
Tyler Carter.....DL.....2016-17
Rich Chenault.....OG.....1976-77
Austin Dupper.....DB.....2016
Paul Entekin.....DB.....1974-75
Robert Freeman.....QB.....1951-52-53-54
Bobby Golden.....HB.....1949-50-51
Morgan Hull.....K.....2008-09
Don Lewis.....S.....1963-64-65
Josh Marsh.....LB.....2019
Coynis Miller.....DL.....2018-19
Jerraud Powers.....DB.....2006-07-08
Marion Talley.....FB.....1931-32-33
Walter Tate.....DT.....1989-90
Paul Terry.....OT.....1954-55-56

DELTA (1)

Frank Reagan.....C.....1920-21

DEMOPOLIS (2)

Ken Alvis.....S.....1994
Eddy Jackson.....FB.....1956-57

DORA (4)

Gary Dorsey.....WR.....1987-88
C.B. Martin.....T.....1913-14
James Powell.....HB.....1955
Morris Savage.....OG.....1957-58

DOTHAN (16)

Gill W. Blackshear.....E.....1917
Teapot Brown.....FB.....1988-89-90-91
Jackie Creel.....HB.....1951
Brent Gilbert.....OG.....1986
Russell Grant.....E.....1930-31-32
Gabe Gross.....QB.....1998
Fred Holman.....T.....1935-36-37
Vincent Jones.....OG.....1986-87
Jonathan LeGrand.....LB.....2022
Richard Pittman.....C.....1966-67-68
Spencer Pybus.....LB.....2008
Sammy Smith.....TB.....1968-69
Denvard Snell.....T.....1944-45-46-48

Alex Thomas.....SS.....1988-89-90-91
B.W. Vaughn.....Mgr.....1926
Haywood Warrick.....OG.....1957-58-59

DOUGLAS (1)

Francis Stubbs.....HB.....1918-19-20

DOZIER (1)

Lynn Johnson.....OT.....1973-74-75

EASTABOGA (1)

Jeff Cunningham.....FB.....1980

ECLECTIC (1)

Ben Grubbs.....TE/OG.....2003-04-05-06

EDGEWATER (1)

W.R. Kirkwood.....1928

EIGHT MILE (1)

Dominicke Haston.....DB.....1999-00

ELBA (2)

Merrill Shirley.....DB.....1967-68-69
Bill Waddail.....E.....1946-47-48

EMPIRE (3)

Bill Baggett.....FB.....1960
Dick McGowen.....HB.....1938-39-40
Jim McGowen.....FB.....1947-48

ENSLEY (5)

R.C. Brown.....HB.....1920
Carl Gaum.....1908
George Holdcroft.....G.....1929
R.B. Howard.....G.....1926
Joseph Miles Sprague.....1941

ENTERPRISE (13)

Will Bacon.....Mgr.....1986-87-88-89
Thomas Bailey.....WR.....1991-92-93-94
Paul Barnes.....Mgr.....1989-90
Dustin Byrd.....WR.....1998
Alan Evans.....TB.....1983
Randy Hart.....DT.....1991-92-93
Morrell Jerkins.....LB.....1969-70
Gerald Miller.....Mgr.....1982-83-84
Jacob Quattlebaum.....LS.....2019-20-21-22
Bill Reynolds.....Mgr.....1982-83-84-85
Greg Thompson.....C.....1990-91-92-93
Jim Thompson.....C.....1985-86-87-88
Jacob vonEschenbach..DE.....2018-19-20

EQUALITY (1)

Rex McKissick.....E.....1935-36-37-38

EUFAULA (12)

Toby Anderson.....LB.....1994-95
Scott Blackmon.....DB.....1969-70
Roderick Chambers.....LB.....1997-98-99-00
Humphrey Foy.....T.....1904-05-06
L.E. Irby.....B.....1940-41-42
Herman J. Jones.....HB.....1929-30
Roger Mitchell.....DB.....1971-72-73
Ben Preston.....OT.....1955-56-57
Walter Reeves.....TE.....1985-86-87-88
Fred Smith.....CB.....1991-92-94
Les Snead.....TE.....1993
John Whatley.....DE.....1957

EUTAW (1)

Russ Logan.....LB.....2021

EVERGREEN (6)

Wayne Frazier.....C.....1959-60-61
Sam Hanks.....T.....1950-51-52
Bob Meeks.....C.....1988-89-90-91
Robert Rigsby.....Mgr.....1966-67
Cam Riley.....LB.....2020-21-22
Marvin Williams.....DT.....1977-78-79-80

EXCEL (1)

Scott Etheridge.....Mgr.....1989-90

FAIRFAX (2)

Eltin Billingslea.....LB.....1987-88-89
Don May.....FB.....1956

FAIRFIELD (7)

Walter Gilbert.....C.....1934-35-36
William F. Harris.....C.....1945
Bill McMurry.....E.....1950-51-52
James Owens.....FB.....1970-71-72
Gerald Sansom.....DE.....1954-55-56
Jimmy Strain.....C.....1954-55-56
William Wilson.....T.....1959-60-61

FAIRHOPE (6)

Brian Brinsfield.....DS.....1991-92-93-94
Mark Callahan.....OG.....1977-79
Mike Dean.....Mgr.....1990-91-92-93
Miles Jones.....FB.....1971-72
David King.....CB.....1981-82-83-84
Robert Leff.....OL.....2013-14-15-16

FALKVILLE (1)

Hunter Long.....QB.....1892

FAYETTE (4)

Bill Newton.....LB.....1971-72-73
Bob Newton.....DT.....1971-72-73
J.P. Robertson.....B.....1918
Harry Unger.....FB.....1970-71

FLOMATON (3)

Dee Bonderant.....Mgr.....1990-91
Richard Manry.....SS.....1985-86
Roy Tatum.....T.....1965-66-67

FLORENCE (11)

Breece Barley.....T.....1950
G.O. Burns.....E.....1916
Collis Campbell.....TB.....1983-84-86
Zach Gilbert.....DB.....2004-05-06-07
Frank Hamm.....E.....1938
Jeff McCollum.....DE.....1974-75-76
Duncan McKinney.....K.....2015
Sam Mitchell.....HB.....1961
Alan Moore.....Tnr.....1982-83-84-85
Jimmy Rose.....G.....1942-46
John Smith.....DT.....1975-76-77

FOLEY (2)

Herbert Casey.....WR.....1989-90-91
Robert Lauder.....HB.....1957-58-60

FORT DEPOSIT (1)

Pat Autrey.....TE.....1988-89

FORT PAYNE (10)

Dwight Brisendine.....QB.....1968
Tommy Groat.....E.....1966-67
Jack Locklear.....T.....1951-52-53-54
Mike Locklear.....TE.....1977-78-79
Alex McPherson.....K.....2022
Bryan Northcutt.....K/H.....1995
Jim Pharr.....C.....1942-43-46
Ronnie Sanders.....Mgr.....1996-97

Jacob Shirey.....LB.....2008
Mike Shirey.....C.....1980

FULTON (1)

Herbert Jordan.....HB.....1952

GADSDEN (23)

Paul Bearden.....G.....1945
John Reese Bellew.....DB.....2021
M.L. Brackett.....T.....1953-54-55
Scott Brackett.....Tnr.....1988-89-90
Jack Cahoon.....G.....1944-45
Robert Cannon.....T.....1945-46-47-48
Dunican Caselberry.....WR.....1990-91
Kyle Collins.....HB.....1983-84-85
Jo Jo Eddins.....LT.....1940-41-42
Hawk Hawkins.....B.....1944
Brant Haynie.....SS.....2004-05-06
Irving Levi.....G.....1934-35
John Magadonna.....OG.....1982-83
Marcellus Mostella.....OLB.....1993-94-95-96
L.L. Nelson.....QB.....1926
Robert W. Rogers.....T.....1962
W.C. Sitz.....T.....1922-23-24
Hal Smith.....WR.....1976
Anthony Swain.....LB.....2013-14
Ernest Wallace.....OT.....1990-91-92
James Wallace.....OG.....1982
Freddy Weygand.....SE.....1984-85-87-88
Reggie Worthy.....WR.....1997-99-00

GALLION (1)

Yann Cowart.....OG.....1983-84-85-86

GARDENDALE (2)

Bobby Ingalls.....OL.....2011
Jeff Parks.....TE.....1982-83-84-85

GENEVA (1)

Warren Weeks.....Mgr.....1982-83

GEORGIANA (3)

Herb Hawkins.....1944
Ezell Powell.....DL.....1997
Alton Shell.....HB.....1954-55

GLENCOE (1)

Pace Ozmint.....WR.....2018-19

GOODWATER (3)

Obie Riddle.....1907-08
Jacob Rogers.....DB.....2018-19
John Wesley Wilson.....T.....1929

GORDO (2)

Larry Blakeney.....QB.....1966-67-69
Don Randolph.....E.....1966

GOSHEN (1)

Mike Pelton.....DT.....1991-92-93-94

GRAND BAY (2)

Vince Bowlin.....DT.....1968-69
Bobby Strickland.....LB.....1968-69-70

GREENSBORO (5)

Herman W. Burns.....G.....1964-65-66
James Burns.....G.....1945-48
Wayne Burns.....OG.....1938
Andy Farquhar.....Mgr.....1972-73-74
Homer Williams.....FB.....1949-50-51

GREENVILLE (8)

Max Autrey.....T.....1944-47-48-49
Alvin Briggs.....CB.....1983-84-86-87
Kenneth Carter.....DT.....2010-11-12-13
Marlon Davidson.....DL.....2016-17-18-19
J.B. Newton.....T.....1930

All-Time Lettermen by Hometown

Tommie Powell.....FS..... 1983-84-85-86
Frank RileyB.....1956
Bobby Wasden.....DE..... 1957-58-59

GROVE HILL (1)

Jimmy Ricketts.....C..... 1956-57-58

GUIN (1)

Perry Reed.....CB.....1987

GUNTERSVILLE (2)

Roland Fricke.....G..... 1915-16
Kevin GentleK..... 1995-96-97

GURLEY (1)

Brian HowtonMgr.....1987-88

HACKLEBURG (1)

Dale Overton.....WR..... 1988-89-90-91

HAIG (1)

Homer CreelQB1923

HAINEVILLE (1)

David Mims.....HB.....1925

HALEYVILLE (3)

W.D. Mims.....G..... 1937-38-39
Lynn RoweTnr..... 1983-84-85
Jon Wilson.....DE..... 1988-89-90-91

HAMILTON (2)

Warren HallMgr..... 1985-86-87
Ray MinorFB.....1954

HANCEVILLE (1)

G.W. Clapp.....OG..... 1958-59-61

HAYNEVILLE (1)

Mac ChampionQB1957

HARTFORD (5)

Tom BryanFB..... 1964-65-66
R.V. Ford.....T..... 1921-22-23
Danny Fulford.....OG.....1964-65
Reginald Hatcher.....Mgr.....1929
Jim Bob Striplin.....QB.....1998

HARTSELLE (4)

Randy Campbell.....QB..... 1981-82-83
J.L. Hartselle.....HB.....1927
James Wallace Long.....E..... 1951-52-53-54
George Stephenson.....OG..... 1978-79-80

HEFLIN (1)

Charles Wood.....DE..... 1976-77-78-80

HENRY COUNTY (2)

W.R. Holley.....G..... 1907-08
James VannB..... 1895-96-97

HIGHLAND HOME (1)

Raymond Stringer.....T.....1945

HOKES BLUFF (2)

Doc Griffith.....HB..... 1962-63-64
Tyler Stovall.....LS..... 2014-15-16-17

HOLT (1)

Derrick Graves.....LB..... 2001-02-03-04

HOLY TRINITY (1)

Carlos Thornton.....LB..... 1991-92-93

HOMEWOOD (4)

Carl Happer.....HB..... 1938-39-40
Eric Ramsey.....CB..... 1987-88-89-90
Eric Reebals.....LB..... 1993-94-95
Mark Robbins.....WR..... 1976-77-78-79

HOOVER (9)

Robby Ashford.....QB.....2022
Chris Butler.....TB.....2001-02
Neil Caudle.....QB..... 2008-09-10
Jaylon Denson.....WR..... 2011-12-14
Shedrick Jackson.....WR.....2018-19-20-21-22
Ryan Pugh.....OL.....2007-08-09-10
Rich Trucks.....OL..... 2001-02-04
Andrew Turman.....FB.....2006
Darrell Williams.....LB..... 2015-16-17-18

HUEYTOWN (4)

Joe Fountain.....Tnr.....1988-89
Zac Hardy.....DE..... 1977-78-79-80
Ken Jones.....OG..... 1965-66-67
Herman Salter.....FB/T..... 1924-25

HUNTSVILLE (29)

Joe W. Baughn.....T..... 1960-61-62
Dave Beck.....SB..... 1970-71-72
Jackson Billings.....WR.....2021
Jason Bosley.....OL..... 2005-06-07-08
Chandler Brooks.....PK.....2011
Quindarius Carr.....WR..... 2008-09-10-11
Foster Christy.....TE..... 1976-77-78-79
S.R. Cruse.....T..... 1910-11
Bobby Davis.....LB..... 1959-60-61
Stacy Dunn.....OG.....1986-87-88
Andy Fuller.....TE..... 1992-93-94-95
Bill Grisham.....TE..... 1978-79-80
Melvin Hines.....WR..... 1989-90-91-92
Donnie Humphrey.....DT.....1979-80-81-82-83
Kerryon Johnson.....RB..... 2015-16-17
Caleb King.....TE.....2016-17
John Larkin.....Tnr..... 1972-73-74
Patrick Lymon.....RB.....2013
Chris Martin.....LB..... 1979-80-81-82
Malik Miller.....RB..... 2017-18-19
James Price.....C..... 1960-61-62
Tim Stowers.....OL..... 1977-78
Cameron Toney.....LB.....2015-16
Clifford Toney.....DB..... 1977-78-79-80
Austin Troxell.....OL..... 2018-20-21-22
Andy Underwood.....LB.....1986
Reggie Ware.....FB..... 1984-85-86-87
James Willis.....LB..... 1990-91-92
Steve Wilson.....LB..... 1970-72

IDER (1)

Ben McCurdy.....LB.....1984-85

INVERNESS (2)

L.E. McMillan.....HB.....1921
F.E. Pickett.....T.....1912

IRONDALE (1)

Joe B. Burt.....G..... 1928-29-30

JACKSON (2)

H.B. Prim.....T..... 1930-31-32
Nehemiah Pritchett.....DB..... 2019-20-21-22

JASPER (7)

Lloyd Cheatham.....QB..... 1940-41
William Cornelius.....LG.....1941-42
Billy Edge.....G..... 1962-63-64
Bill James.....DE..... 1967-68-69
Taylor Mosley.....P.....2001
W.T. Musgrove.....C..... 1932-33-34
H.O. Sargent.....G.....1896

JEFFERSON COUNTY (8)

Terry Gwin.....T.....1899
I.S. McAdory.....E..... 1901-02-03
William McEniry.....QB.....1903
A.W. Merkle.....C..... 1903-04
J.M. Page.....B..... 1904-05-06
Robert Ware.....WR..... 1905-06-07
David Wilson.....G.....1892
Charles W. Woodruff.....E..... 1906-07-08

JEMISON (1)

Glenn LucasTnr..... 1989-90-91

JONES (1)

Peter Garland.....HB.....1921-22

JOPPA (1)

J. Crawford Holmes.....B..... 1937-38-39

KANSAS (2)

Lloyd Nix.....QB..... 1956-57-58
Paul M. Nix.....Mgr..... 1967-68

KEY (1)

Herschel West.....E.....1933

KILLEN (1)

Kameron Stutts.....OL..... 2019-20-21-22

LAFAYETTE (3)

O-Neal Reynolds.....PK.....1976
F.E. Tuxworth.....QB..... 1925-26-28
JaTravious Whitlow.....RB..... 2018-19

LANETT (13)

G.W. Cantrell.....HB.....1937-39
David Harris Hill.....T..... 1920-21
Hal M. Herring.....C..... 1946-47-48
David Hill.....OT..... 1961-62
Eric Hines-Tucker.....RB.....1995-96
Bobby Hunt.....QB..... 1959-60-61
Phillip Hunt.....QB.....1962-63
Fob James, Jr.....HB..... 1952-53-54-55
Jimmy Jones.....OT..... 1966-67
Mailon Kent.....QB..... 1961-62-63
Clay Langford.....DS.....1995
Malvern Morgan.....C..... 1937-38-39
Richard Wood.....QB..... 1958-59

LANGDALE (3)

George Johnson.....C..... 1930-32
Francis Powell.....G.....1945
Hugh Rogers.....T..... 1934-35-36

LAWLEY (1)

John McAfee.....G..... 1963-64-65

LEE COUNTY (3)

Frank Lupton.....HB.....1892
James Webb.....HB.....1902-03
A.Z. Wright.....FB..... 1893-94

LEEDS (6)

Nathan Gardner.....LB.....1997
Rodney Garner.....NG..... 1985-86-87-88
JaViere Mitchell.....LB..... 2013-14-15
Charles Rose.....DB..... 1992-94-95-96
Jonathan Rose.....DB.....2011
Clarke Smith.....LS..... 2018-19-20

LEESBURG (1)

Jim Skuthan.....OT..... 1978-79-80

LEESVILLE (1)

Travante Stallworth.....WR.....2009

LEIGHTON (4)

Thomas Coffey.....RB.....1980
Phil Gargis.....QB..... 1974-75-76
Courtney Harden.....LB..... 2005-06-07-08
Ed West.....TE..... 1980-81-82-83

LEROY (2)

Sammie Coates.....WR..... 2012-13-14
Clint Moseley.....QB.....2011-12

LETOHATCHEE (1)

Bob Farris.....OG..... 1972-73-74

LEWISBURG (1)

Geddes Self.....G..... 1923-24-25

LINCOLN (1)

Jaunta'vius Johnson.....DL.....2017-18

LINDEN (2)

Tim Drinkard.....CB.....1981-82
Marvin Tucker.....B..... 1965-66-67

LINEVILLE (6)

M.L. Bonner.....B.....1917
Bob Burns.....FB..... 1951-52
U.F. Gibson.....E.....1917
Harold Harris.....T..... 1950
I.H. McCrary.....FB..... 1920-21
Scott Smith.....Tnr..... 1981-82-83-84

LOACHAPOKA (1)

Montavis Pitts.....CB..... 2003-04-05

LOWNDESBORO (1)

Bobby Woodruff.....LB.....1969

LUVERNE (1)

Michael Mallard.....DE.....1996

MABILEP (1)

Morris Pelham.....T..... 1898-99-00

MACON (1)

Billy Kitchens.....RHB..... 1956-57-58

MADISON COUNTY (1)

George Wheeler.....E..... 1897-98

MAPLESVILLE (3)

Tommie Agee.....FB..... 1983-84-85-86
Harold Morrow.....TB..... 1992-93-94-95
Clarence Morton.....SS..... 1989-90-91-92

MARIETTA (1)

George Davison.....WB.....1967

MARION (2)

C.H. Turk.....B.....1924
Ordell Warren.....E.....1953

MARION COUNTY (2)

Marvin Pearce.....T..... 1896-97
William Bee Stokies.....E..... 1895-96-97

MARION JUNCTION (1)

Bret Holliman.....S..... 2001-02-03-04

MARVEL (1)

George Ellis.....E..... 1925-26-27

McCALLA (1)

Malcolm Askew.....DB..... 2018-19-21

All-Time Lettermen by Hometown

MEMPHIS (2)

Bill Luka.....LB.....1971-72-73
Mike Smith.....DB.....1989

MILLPORT (1)

William Atkins.....FB.....1956-57

MOBILE (67)

Devin Adams.....QB.....2017-18
Ed Baker.....C.....1951-52-53
Gary Beck.....RB.....1964-65-66
Wilson Bell.....OL.....2017
Frank Bogue.....QB.....1925
Allan Brown.....S.....1996
J.D. Bush.....G.....1929-30-31
Leonardo Carson.....DE.....1996-97-98-99
Antonio Coleman.....DE.....2006-07-08-09
Juan Crum.....OG.....1991-92
Mike Davis.....OG.....1964-65-66
Vince Dooley.....QB.....1951-52-53
Ed Dubose.....FB.....1978
R.J. Ducote.....G.....1916-17
Robert Duke.....HB.....1952-53
Ed Dyas.....FB/K.....1958-59-60
Larry Ellis.....FB.....1966-67-68
Nick Fairley.....DL.....2009-10
Mike Fitzhugh.....LB.....1969-70
Bob Fleming.....FB.....1976-78
Mike Fuller.....S.....1972-73-74
Terry Fuller.....DB.....1975-76
John Gibbons.....OL.....1980
Phillip P. Gilchrist.....DB.....1935
Steve Goula.....OL.....2000-01
Bob Grant.....Mgr.....1969-70-71
Jerry Gullede.....G.....1959-60-61
Joe F. Harrison.....Mgr.....1972-73-74
Joe Holifield.....Mgr.....1984-85-86-87
Walter Holcombe.....QB.....1896-1897
Jordan Ingram.....RB.....2021
Adrian Jackson.....DE.....1990-91
D.J. James.....DB.....2022
Ken Johns.....OG.....1956
Johnny Kern.....RB.....1957-58-59
Alex Lincoln.....LB.....1999-00
John Little.....Tnr.....1988
William Louiselle.....G.....1912-13
Ken Luke.....DB.....1978-79
Sen'Derrick Marks.....DT.....2006-07-08
Roger McCreary.....DB.....2018-19-20-21
Gabe McKenzie.....TE/DE.....2006-07-08-09
Mike McNeil.....DB.....2007-08-09
Clyde McSween.....G.....1951
C.E. Molpus.....T.....1930-31
William P. Moulton.....E.....1926
Paul Musgrove.....Tnr.....1984-85-86
G.B. Ollinger.....E.....1923-25
Rodney Ollinger.....E.....1918-19-20-21
Terry Page.....FB.....1971
Jay Prosch.....FB.....2012-13
Brandon Reed.....DB.....1999
Francis Sanda.....Mgr.....1961-62
Carl Schlich.....T.....1928-29
Davaunte Sigler.....DL.....2011
Jason Smith.....WR/DB.....2015-16-17
Mickey Sutton.....HB.....1962-63-64
Jason Taylor.....OG.....1992-93-94-95
Rick Telhiard.....DT.....1973-74-75
Pat Thomas.....DE.....1983-84-85
Tre' Threat.....LB.....2016-17
Lawyer Tillman.....WR.....1985-86-87-88
Pat Washington.....QB.....1983-84-85
Jeremy Wells.....DS.....2000-01-02-03
Ryan Williams.....DB.....2007
Tre' Williams.....LB.....2014-15-16-17
Robert Woodyard Jr.....LB.....2022

MONROEVILLE (4)

Randy Bayles.....SE.....1983
Allan Finlayson.....Mgr.....1977-81
Wesley Mixon.....Tnr.....1989-90
Rusty Robinson.....Tnr.....1986-87-88

MONTGOMERY (120)

John Alley, Jr.....1946
Joe Andrews.....B.....1929
Ed "Foots" Bauer.....OG.....1949-50-51
Fred Beasley.....RB.....1994-95-96-97
Jerry Beasley.....CB.....1977-78-79-80
Terry Beasley.....WR.....1969-70-71
Brendt Bedsole.....DB/H.....1985-86
Edwin Bennett.....1918
Alan Bollinger.....P.....1980-81
Robert Branton.....Mgr.....1988
Anthony Brown.....OT.....1988-89
L.Cleve Brown.....C.....1934-35
Tom F. Brown.....FB.....1930-31-32
Aundray Bruce.....LB.....1984-85-86-87
John Bullock.....FB.....1918-19-20
Bruce Bylsma.....DE.....1969-70-71
W.H. Chambliss.....E.....1931-32-33
Berney S. Clay.....FB.....1911
Monreko Crittenden.....OL.....2000-01-02-03
M.V. Davidson.....QB.....1929-30-31
W.M. Davidson, Jr.....Mgr.....1959-60-61
Clay Davis.....K.....1990
Bart Eddins.....OL.....2007-08-09-10
Bret Eddins.....DE.....2001-02-03-04
George Egge.....E.....1929-30-31
P.M. Eichelberger.....T.....1894-02
Bill Evans.....DT.....1973-74-75-76
A.H. Feagin.....HB.....1898-1899-00
Joe Frazier.....TB.....1991-92-93-94
Connie Frederick.....WB.....1967-68-69
Fred Gafford.....FB.....1948
Monk Gafford.....HB.....1940-41-42
William Gilreath.....Mgr.....1983
Donnie Givens.....NG.....1977-78
Charles E. Gross.....Mgr.....1975-76-77-78
Lee Gross.....C.....1972-73-74
Jalen Harris.....TE.....2015-16-17
Marcus Harris.....DL.....2021-22
Rabbit Harris.....T.....1906-07-08-09
Joe Harrison.....HB.....1923-24
L.L. Hatfield.....HB.....1929-30-31
Frank Hayes.....LB.....1949
Tommy Hicks.....DE.....1976-77
M.C. Holmes.....T.....1933
Davis Hooper.....RB.....2010-11
Fox Howe.....FB.....1921-22-23
Doug Huntley.....CB.....1987-88
Willie Huntley.....RB.....1978-79-80
Jeremy Ingle.....C.....2002-03-04
Alec Jackson.....DL/OL.....2018-19-20-21-22
Mike Jackson.....DB.....1973
Jeno James.....OT.....1996-97-98-99
Tim James.....FB.....1980-81-82
Jeremy Johnson.....QB.....2013-14-15-16
Robert Johnson.....TE.....2000-01-02
Jeff Kemp.....DE.....1976
Chuck Kiefer.....Mgr.....1967-68
John Kolen.....LB.....1993-94-95
Louis Kral.....DE.....1973
Barton Lester.....LB.....2020-21-22
Trey Lindsey.....QB.....2022
T.C. Locke.....T.....1907-08-09
Frank Lockwood.....G.....1912-13-14
Tommy Lunceford.....SP.....1965-66-67
Earle Lutz.....G.....1923
Buddy McClinton.....DB.....1967-68-69
David McClinton.....DB.....1994-95
Mike McCloud.....DB.....1975-76

Spencer McCracken.....LB.....1969-70-71
Ben McDavid.....SP.....1964-65-66
Earl McFaden.....G.....1924-25-26
Secdrick McIntyre.....FB.....1973-74-75-76
J.L. McRee.....E.....1929
Orlando Parker.....WR.....1991-92
Woody Parramore.....DB.....2010
R.H. Pate.....FB.....1930
Haygood Paterson.....G/E.....1903-04-05
Haygood Paterson, Jr.....T.....1932-34-35
James Paterson.....E/B.....1902-03-05
Julius Paterson.....QB.....1932-33
Wallace Paterson.....E.....1907-08
William Paterson.....G.....1899-00
William W. Paterson.....C.....1925-26-27
Kamryn Pettway.....FB.....2015-16-17
Danny Pierce.....Tnr.....1988-89-90-91
L.W. Pierce.....G.....1902-03
Tom Pinkston.....TB.....1982-83
Phillip Poundstone.....G.....1946-47
John Pummer.....C.....1974
Pete Pummer.....DT.....1969-70
John Purifoy.....HB.....1895
Quentin Riggins.....LB.....1986-87-88-89
Tres Rogers.....G.....1971
Herbert Roton.....T.....1935-36
Joe Rowe.....OT.....1981
James D. Samford.....G.....1917
James H. Samford.....E.....1939-40-41
Yetta Samford.....E.....1915-16
Kim Sellers.....LB.....1974-75-76-77
Jimmy Shaw.....Mgr.....1985-86-87-88
C.E. Smith.....E.....1938
Danny Speigner.....OT.....1969-70-71
Jimmy Speigner.....OG.....1968-69-70
Jackie Spencer.....HB.....1959
Curtis Stewart.....TB.....1985-87
Joseph Stewart.....HB.....1934-36
Daniel Thomas.....DB.....2016-17-18-19
J. Thomas.....T.....1940-41-42
Don Timmons.....RB.....2000-01
Tommy Traylor.....QB.....1968-69-70
Charlie Trotman.....QB.....1977-78-79
Marvin Trott.....C.....1975-76-77
Tommy Trott.....TE.....2006-07-08-09
Sullivan Walker.....HB.....1973
Prince Tega Wanogho.....OL.....2016-17-18-19
Harry Ward.....FB.....1973-74
Mark Wilkinson.....Mgr.....1971-72-73
Steve Wilson.....OG.....1984-85
William T. Wood.....G.....1923-24

MONTGOMERY COUNTY (1)

J.M. Hobbie.....HB.....1903

MONTROSE (1)

Darrel Crawford.....LB.....1988-89-90-91

MOODY (1)

Chad Slade.....OL.....2011-12-13-14

MORGAN COUNTY (2)

A.J. Harris.....E.....1893
Thomas Wert.....G.....1898

MORRIS (1)

John Creel.....B.....1917-18-19-20

MUSCLE SHOALS (2)

Jake Ricks.....DT.....2006-07-08-09
Jordyn Peters.....DB.....2017-18-19-20

NEW BROCKTON (2)

Todd Boland.....C.....1991-92-93
Frank Howe.....Tnr.....1989-90

NEW MARKET (1)

Greg Jones.....Mgr.....1985-86-87

NEWBERN (1)

Marion Walker.....QB.....1937-38

NORTHPORT (2)

Jim Pitts.....DE.....1973-74-75
Bill Taylor.....LS.....2018-19-20

NOTASULGA (1)

Gerald Robinson.....DE.....1982-83-84-85

OAK GROVE (3)

Jeff Burchfield.....Tnr.....1985-86-87-88
David Carmicheal.....Tnr.....1988-89-90
John E. Davis.....FB.....1908-09-10-11

OAKMAN (1)

J.J. Beaver.....G.....1910

ODENVILLE (1)

Dee Ford.....DE.....2009-10-12-13

OHATCHEE (2)

Kelsey Crook.....DB.....1993-94
T.M. Francis.....B.....1909-10-11

ONEONTA (7)

Danny Bentley.....LB.....1969
Mike Currier.....TB.....1967-68-69
Jason Davis.....TE.....1992
William F. Donahue.....HB.....1917-18
Tommy Lowry.....TB.....1969-70-71
Jim Patton.....SE.....1976-77
Ricky Sanders.....LB.....1974-75

OPELIKA (23)

Rufus W. Butler.....G.....1898-1899-04
Wayne Bylsma.....LB.....1988-89-90
Zach Clayton.....DL.....2007-08-09-10
William Clifton.....OT.....1998-99
Kevin Cummings.....OT.....1995
Tez Doolittle.....NG.....2005-06-08
Tim Garner.....LB.....1988-89
Corey Grant.....RB.....2013-14
Devin Guice.....DB.....2017-18-19-20-21
Will Herring.....S.....2003-04-05-06
Tommy "TJ" Jackson.....NG.....2002-03-04-05
John Allen Jones.....HB.....1892
Joe Market.....E.....1924-25-26
James Owens Moss.....WR.....2019-20
Matthew Motley.....H.....2005-06-07
Stephen Roberts.....DB.....2014-15-16-17
Lemarcus Rowell.....LB.....2002
Danny Skutack.....LB.....1978-79-80-81
Brian Smith.....DE.....1985-86-87-88
Doug Taylor.....DB.....1981
Greg Taylor.....WR.....1987-88-89-90
Hancie Whatley.....E.....1937
John Wiley.....CB/S.....1987-88-89-90

OPP (9)

Louie Grimes.....Mgr.....1983-84-85-86
Tim Jessie.....TB.....1982-83-84-86
Dan Jasper Presley.....T.....1956-57
Lamar Rogers.....DT.....1987-88-89-90
Gabe Sanders.....DS.....1999
Mel Sellers.....Tnr.....1983-87
Alex Spurlin.....SS.....1985-86
Ed Spurlin.....LB.....1985
Jack Whigham.....Mgr.....1982-86

ORRVILLE (1)

Ed Lacey.....T.....1902-03-04-05

All-Time Lettermen by Hometown

OXFORD (8)

K.J. Britt LB..... 2017-18-19-20
 Mike Henley..... TB..... 1974-75
 Terry Henley..... TB..... 1970-71-72
 Thomas Howle..... E..... 1915
 Jimmy Pettus..... HB..... 1958-59-60
 Chandler Shakespeare..RB.....2013
 Jason Seehafer.....Mgr.....1989-90
 Roc Thomas.....RB.....2014-15

OZARK (10)

Robert Elia..... WR.....1987
 M.S. Esslinger..... 1912-13-14
 Aaron Garrison.....DL.....2014
 Carson Greene.....FB.....1923-24-25
 Charles Kelley.....CB.....1989
 Kirk McClendon.....Mgr.....1977-78-79-80
 Tommy McClendon..Mgr.....1974-75
 W.D. Parker.....QB.....1930-31-32
 David Storey.....Mgr.....1971-72-73
 Ron Storey.....FB.....1967-68-69

PELHAM (4)

Montez Billings..... WR.....2006-07-08
 Jake Holland.....LB.....2010-11-12-13
 Sam Rives.....H.....2004
 Malcolm Russell.....WR.....2019-20-21

PELL CITY (2)

Julian Fowler.....QB.....1939
 Tommy Robinson.....Mgr.....1991-92-93

PHENIX CITY (13)

Rodney Bellamy.....DT.....1975-76-77-78
 John Broussard Jr.....DB.....2016-17
 Mark Clement.....C.....1977-78-79
 Lewis Colbert.....P.....1982-83-84-85
 D'Antoine Hood.....DB.....2008-09
 James Joseph.....FB.....1986-88-89-90
 Trent Kelley.....OL.....2018-19-20
 Ed King.....OG.....1988-89-90
 Claude Matthews.....OL.....1978-79-80
 E. Taylor.....HB.....1929-30
 Don E. Tillery.....1945
 Darryl Wilks.....LB.....1979-80-81
 Jonathan Wallace.....QB.....2012-13-14-15

PIEDMONT (2)

Willis West.....E.....1944
 Ricky Westbrook.....LB.....1979-80

PINE APPLE (2)

Thurston Adams.....QB.....1925-26-27-28
 Gordon Stone.....DB.....1985

PINE HILL (2)

E.A. Pruet.....T.....1925-26
 C.A. Pruitt.....E.....1919-22-23-24

PINSON (1)

Bo Nix.....QB.....2019-20-21

PISGAH (1)

Roger Pruet.....SP.....1971-72-73

PITTSVIEW (1)

John Pitts.....C.....1908-09-10

PLANTERVILLE (1)

J.D. Lawrence.....G.....1921-22-23-24

POLK (1)

Tim Wood.....LB.....1978-80

PRATTVILLE (6)

Austin Golson.....OL.....2015-16-17
 Hart McGarry.....OG.....1998-99-00-01
 Derrick Moncrief.....DB.....2014
 Chip Powell.....CB.....1984-85-86
 Scott Stacey.....DE.....1994-95
 Will Ward.....C.....2004

PRICHARD (10)

Larry Casher.....CB.....1997-98-99-00
 Dameyune Craig.....QB.....1994-95-96-97
 Bobby Daffin.....OLB.....1994-95-96-97
 Deshaun Davis.....LB.....2015-16-17-18
 Chris Evans.....LB.....2005-06-07-08
 Jonathan Evans.....LB.....2009-10-11-12
 Deandre Green.....WR.....2000-01
 DeMarco McNeil.....DT.....2000-01-02-03
 Beauford Perkins.....DT.....1984
 Darrell Williams.....TB.....1989-90-91

RAINBOW CITY (1)

Patrick Nix.....QB.....1992-93-94-95

RAINSVILLE (1)

Mike Holtzclaw.....LB.....1967-68-69

RAMER (1)

Gilbert Sellers.....LB.....1978-79-80

RED BAY (1)

David Vinson.....DE.....1983

REHOBETH (1)

Jackson Timmerman...OL.....2008

RIVER FALLS (2)

E.L. Caton.....FB.....1909-10-11
 Noah Caton.....C.....1920-21

RIVERSIDE (1)

Chris Jones.....SS.....1989-90-91

ROANOKE (5)

Lewis Battle.....WR.....1993
 Dylan Brooks.....DL.....2022
 Richard French.....Tnr.....1983-84-85-86
 Ladarius Phillips.....RB.....2011
 Daryl Sanders.....DL.....1995

ROBERTSDALE (2)

Joe Childress.....FB.....1953-54-55
 Robert W. Lee.....HB.....1961

RUSSELL COUNTY (1)

Hugh Bickerstaff.....T.....1894

RUSSELLVILLE (2)

Colin Sears.....OG.....1998-99-00
 Kevin Sears.....LB.....2003-04-05-06

SALEM (2)

Dickie Flourney.....HB.....1948-49-50
 M.E. Meadows.....T.....1911-12-13

SAMSON (1)

W.G. Page.....E.....1911

SATSUMA (1)

Richie Nell.....P.....1989-90

SCOTTSBORO (4)

Hamlin Caldwell.....OT.....1972-73-74
 Robert Davis.....RB.....1959-60-61
 Pat Johnson.....OT.....1986
 Donald Webb.....DB.....1967-68-69

SEALE (1)

Thery George.....P.....1991-92

SELMA (15)

Ed Allen.....HB.....1922-26
 W. Merritt Burns.....E.....1926-27
 Jay Casey.....OG.....1970-71-72
 Mark Corr.....Mgr.....1936
 Sam Dejarnette.....RB.....1980
 Alonzo Etheridge.....DE.....1991-92-93-94
 Teedie Faulk.....LE.....1946
 Keymiya Harrell.....DL.....2015
 Ralph Jordan.....C.....1929-30-31
 Reid McMilion.....FB.....1990-91-92-93
 Ben Obomanu.....WR.....2002-03-04-05
 Ralph O'Gwynn.....HB.....1936-37-38
 William Russell.....1924
 Shayne Wasden.....WR.....1988-89-90
 Jeremiah Wright.....DL.....2020-22

SEMMES (1)

Maurice Anderson.....WR.....2004

SHEFFIELD (4)

Carlo Cheattom.....S.....1985-86-87-88
 Dennis Collier.....FS.....1980-81-82
 Byron Franklin.....WR.....1977-78-79-80
 George W. Smith.....Mgr.....1930

SILAS (1)

Spencer Johnson.....DT.....2000-01-02-03

SLOCOMB (1)

Neal Vinson.....DE.....1985

SMITHS STATION (1)

Marlon Taylor.....CB.....1996-97

SOMERVILLE (4)

Chris Humphries.....DE.....2009-10-11
 H.R. Miller.....T.....1931-32-33
 A.D. Sample.....T.....1914-15-16
 R.E. Cunningham.....T.....1926

SOUTHSIDE (1)

Tyler Carr.....OL.....2016-17

SPANISH FORT (4)

Reese Dismukes.....C.....2011-12-13-14
 Chris Johnson.....PK.....1985-87-88
 Daniel Pond.....LB.....2015
 Hunter Wood.....TE.....2014

SPRINGVILLE (1)

Bucky Waid.....E.....1962-63-64

SPROTT (1)

Larkin Deason.....OG.....1998-00

ST. ELMO (1)

Jessie McCovery.....TE.....1993-94-95-96

STEVENSON (1)

Blake Shrader.....SS.....2005-06-07

SULLIGENT (4)

Steve Ballard.....Mgr.....1979-80-81-82
 Joe Cribbs.....RB.....1976-77-78-79
 Aubrey Hill.....QB.....1934
 James McKinney.....FS.....1976-77-78-79

SUMITON (1)

David Campbell.....DT.....1967-68-69

SUMTER (1)

H.A. Allison.....HB.....2002-03-04

SUNFLOWER (1)

Andrew Williams.....RB.....2014

SUNNY SOUTH (1)

George Steed.....T.....1913-14-15

SWEETWATER (2)

David Beverly.....P.....1970-71-72
 Chris Landrum.....LB.....2012

SYLACAUGA (4)

Tellie Embery.....FB.....1997-98-99
 Freddie Hyatt.....E.....1965-66-67
 Don Machen.....RB.....1959-60-61
 Bill Nichols.....RT.....1937-38-39

SYLVANIA (1)

Patrick Tatum.....P.....2007

TALLADEGA (8)

Torris Babbs.....TR.....1992
 Ronnie Baynes.....DE.....1962-63-64
 Alec Blankenship.....Tnr.....1984-85-86-87
 Knox Camp.....E.....1903
 G.B. Hill.....T.....1902-03
 Donald Sims.....Mgr.....1981
 Bobby Weaver.....E.....1947-48
 Edward Wren.....FB.....1915-16

TALLASSEE (8)

Billy Bowles.....B.....1944
 William Bowles.....HB.....1944
 Charles Harper.....C.....1946
 Daniel Herren.....HB.....1909-10
 A.S. Noble.....HB.....1908-09-10
 Randy Stokes.....OG.....1982-83-84-85
 Jay Timmerman.....Tnr.....1978-79
 Demond Washington..DB.....2009-10

TARRANT (2)

H.E. "Spec" Kelly.....HB.....1936-37-38
 Larry Thompson.....OT.....1971

THEODORE (3)

Scott Bolton.....WR.....1984-85-86-87
 Tim Tillman.....OG.....1990-91
 Marcus White.....DT.....2000-01

THOMASVILLE (4)

Casy Kimbrell.....HB.....1932-33
 Edward Phillips.....LB.....1984-85-86-87
 Leslie Spinks.....E.....1923-24-25
 Pete Spinks.....T.....1926-27-28

THORSBY (1)

Pat Mote.....DS.....1984-85

TITUS (1)

Brent Turner.....DS.....1995-96-97-98

TOWN CREEK (2)

Courtney Rose.....S.....1997-98-99-00
 Jeremy Zills.....P.....1996-97-98

TROY (11)

Jere Colley.....TE.....1970
 Zac Etheridge.....SS.....2007-08-09-10
 Charles Hataway.....HB.....1951-52-53
 Daniel D. Hataway.....B.....1944-45
 T.R. Head.....QB.....1933
 Richard McBryde.....LB.....2016-17
 Cencade Pennington..RB.....1996-97-98-99
 Robert Scarbrough.....FB.....1952-53-54-55

All-Time Lettermen by Hometown

John Trotman C..... 1944-45
 Jawara White LB..... 2011
 Parker White 1952-53-55

TRUSSVILLE (12)

Paul Bailey Tnr..... 1986-87-88
 Tucker Brown OL..... 2016-17-18
 Brandon Cox QB..... 2004-05-06-07
 Casey Dunn OL..... 2017
 Lee Guess WR..... 2004-05-06
 Noah Igbinoheghe WR/DB..... 2017-18-19
 Sean Jackson RB..... 2021-22
 Ja'Varrius Johnson WR..... 2020-21-22
 Omari Kelly WR..... 2022
 Mike Morris Mgr..... 1992
 Adlai Trone DB..... 1998-99
 Patrick Young TE..... 2014

TUSCALOOSA (4)

Rufus Deal FB..... 1940
 Sydney Leach E..... 1893
 Ronnie Ross TE..... 1968-69-70
 Mike Skelton OT..... 1976-77

TUSCUMBIA (3)

John McDonald OG..... 1968-69-70
 Michael Owens RB..... 1999-00-01-02
 George Williams QB..... 1931-32-33

TUSKEGEE (5)

Sandy Cannon WR..... 1971-72
 Manoso Foston FB..... 1997
 John Ross HMgr..... 1956-57
 Wade Whatley QB..... 1972-73
 Willie Whitehead DE..... 1991-92-93-94

TYLER (1)

David Lyon 1971

UNION (1)

B.J. Lamb T..... 1910-11-12

UNION SPRINGS (8)

Joel D. Feagin 1920
 Bobby Griffin T..... 1951
 Richard Guthrie T..... 1961
 Billy Hitchcock HB..... 1935-36-37
 James Hitchcock E..... 1930-31-32
 C.S. Howard QB..... 1919-20-21
 J.M. Rainer 1918
 Jamie Williams DB..... 1993-94

UNIONTOWN (1)

Zeke Smith G..... 1957-58-59

VALLEY (4)

Cedric Chambers RB..... 2016-18
 Terry Daniel P..... 1992-93-94
 Eriqre Florence DB..... 2011-12
 Gerald Williams DT..... 1982-83-84-85

VALLEY HEAD (1)

Ray Chadwick G..... 1966-67

VERNON (2)

Scott Spencer Mgr..... 1985-86
 Raymond Turner T..... 1927

VESTAVIA (2)

Tim Lynch Tnr..... 1981-85
 Paul Strickland Tnr..... 1988

VESTAVIA HILLS (5)

Blake Burgess C/TE..... 2010-11-12
 Wade Christopher LB..... 2009-10
 Chris Dickinson P..... 1988-89-90

Scott Gurosky QB..... 1988
 Jake Levant LB..... 2021-22

WADLEY (4)

C.W. Culpepper G..... 1912-13-14
 Wilton Kilgore FB..... 1934-35-36
 David McGill DB..... 1998
 Terrell Zachery WR..... 2008-09-10

WALTER (1)

Don Bristow DT..... 1969-70-71

WAVERLY (3)

Murray Hoffman E..... 1925
 Ralph Hoffman G..... 1925
 Carey Robinson C..... 1914-15-16-17

WEDOWEE (1)

Joe Harrison Mgr..... 1972-73-74

WEBB (1)

Chris Taylor FS..... 1983

WETUMPKA (9)

Tim Castro OT..... 1998-99-00
 William H. Davis HB..... 1901
 Rupert Ingram E..... 1927-28
 Damian Lewis RB..... 2016
 Ikeem Means DB..... 2009-10-11-12
 Chase Ritter LB..... 2016-17
 Mark Sharpe TE..... 1996-97
 Reid Tankersley TE..... 1998-00
 William C. Wood G..... 1930-31-32

WHISTLER (1)

Willie Anderson OT..... 1993-94-95

WHITFIELD (2)

Robert Campbell C..... 1914-15
 James Pearce G..... 1920-21-22

ARIZONA (1)

CHANDLER (1)

Christian Westerman OL..... 2012

ARKANSAS (12)

CONWAY (1)

Reed Hughes LS..... 2022

FORT SMITH (1)

Kodi Burns QB/WR..... 2007-08-09-10

LAKE VILLAGE (1)

James Karam HB..... 1934

LITTLE ROCK (4)

Michael Dyer RB..... 2010-11
 Will Hastings K/WR..... 2015-16-17-19
 Josh Sullivan QB..... 2003
 Brooks Walton LB..... 2021

MAGNOLIA (1)

Royce L. McMahan QB..... 1947

ROGERS (1)

Lee Ziemba OL..... 2007-08-09-10

SPRINGDALE (3)

Kiehl Frazier QB/WR..... 2011-12-13
 Garrett Harper WR..... 2011
 Adam Herring LB..... 2008-09

AUSTRALIA (2)

ADELAIDE (1)

Oscar Chapman P..... 2020-21-22

MELBOURNE (1)

Arryn Siposs P..... 2018-19

CALIFORNIA (6)

PARADISE (1)

Brenden Coffey OL..... 2020-21-22

SALINAS (1)

Ryan Hastie RB..... 2008

SAN DIEGO (1)

Keionte Scott DB..... 2022

TEHACHAPI (1)

James Bryan FB..... 1993

VALENCIA (2)

Scott Etheridge K..... 1992-93
 Jay Jay Wilson TE..... 2019

COLORADO (3)

CASTLE ROCK (1)

Alex Kozan OL..... 2013-15-16

COLORADO SPRINGS (2)

Anders Carlson K..... 2018-19-20-21-22
 Daniel Carlson K/P..... 2014-15-16-17

CONNECTICUT (3)

BRIDGEPORT (1)

Jason Miska LB..... 1993-94-95

MADISON (1)

Jack Driscoll OL..... 2018-19

NEW BRITAIN (1)

Donald Brause T..... 1946

DELAWARE (3)

BEAR (1)

Angelo Blackson DL..... 2011-12-13-14

DOVER (1)

Caleb Warrington C..... 1944

WILMINGTON (1)

Javor Mills DE..... 2000-01

FLORIDA (236)

APOPKA (2)

Chandler Cox FB..... 2015-16-17-18
 Tashawn Manning OL..... 2018-19-20-21

BOCA RATON (1)

Sean White QB..... 2015-16

BONIFAY (1)

Ron Storey Mgr..... 1967-68-69

BOYNTON BEACH (1)

Marcus Davis WR..... 2013-14-15-16

BRADENTON (5)

Mike Edwards SE..... 1980-81-82
 Robert Goff DT..... 1986-87
 Hal Johnson LB..... 1980
 Mike Mackie Mgr..... 1988-89-90-91
 Cord Sandberg QB..... 2019-20

BRADLEY (1)

Larry K. Hagan OT..... 1967

BRANDON (1)

Mike Picullo OG..... 1998-99-00-01

BRATT (1)

Liston Eddins DE..... 1973-74-75

BROOKSVILLE (1)

Tyrone Goodson WR..... 1994-95-96-97

CHIPLEY (1)

Derrick Balkcom OT..... 1995

COCOA (1)

Jamel Dean DB..... 2017-18

CRESTVIEW (1)

Marquis McClain WR..... 2017-18-19

DADE CITY (2)

Nate Craig-Myers WR..... 2016-17
 Jayvaughn Myers DB..... 2017

DAYTONA (2)

Ricky Neal LB..... 1994-95-96-97
 Marquis Gilbert DB..... 2022

DeFUNIAKE SPRINGS (2)

Chet Chessher FB..... 1977-78-79
 Mitzi Jackson TB..... 1973-74-75

DELRAY BEACH (1)

Jamoga Ramsey WR..... 2004

DELTONA (1)

George Vallone OT..... 2004

DUNEDIN (1)

Darrell Roseman OL..... 2009

FT. LAUDERDALE (21)

Harry Adams WR..... 2008
 James Bostic FB..... 1991-92-93
 Bob Bradley FB..... 1976-77
 Wes Byrum K..... 2007-08-09-10
 Antoine Carter DE..... 2007-08-09-10
 Charles Dorsey NT..... 1995-96-97-98
 John Franklin III QB..... 2016
 Andy Irvine LB..... 1986
 Calvin Jackson CB..... 1992-93
 Anthony Judge LB..... 1988-90-91
 Stanley McClover DE..... 2004-05
 Otis Mounds TB..... 1991-92-93-94
 Brian Robinson SS..... 1992-93-94
 James Roscoe DE..... 1995
 Junior Rosegreen S..... 2001-02-03-04
 Frank Sanders WR..... 1991-92-93-94
 Shaun Shivers RB..... 2018-19-20-21
 Pat Sims DT..... 2006-07
 Larry Taylor DT..... 1971-72
 Christian Thompson DB..... 2008
 Joe Walkins WR..... 2001

FT. MEADE (2)

Brandon Fulse TE..... 2011-12-13-14
 Oterio McCalebb RB..... 2009-10-11-12

All-Time Lettermen by Hometown

FT. MYERS (1)
TarVarish Dawson..... WR.....2022

FT. PIERCE (2)
Anthony Harris..... LB..... 1992-93-94-95
Darryl Riggins.....CB..... 1993-94-95-96

FT. WALTON BEACH (1)
Jackie Burkett..... C..... 1957-58-59

FT. WALTON (5)
Hubert Comer..... DE.....1966
Willie Gosha..... WR..... 1993-94-95-96
Karl Lavine..... C.....1995-96
Rob Spivey..... TE..... 1973-74-75
Bobby Walton..... DT..... 1963-64-65

GAINESVILLE (5)
Robert Baker..... WR.....1995-96
Butch Branch..... C.....1968
Allen Giffin..... E..... 1966-67-68
Don Wilkes..... HB.....1945
Chris Wilson.....SP..... 1972-73-74

GRACEVILLE (1)
John Franklin..... OL/TE..... 1993-94-95

GULF BREEZE (1)
Ken Hardy..... DE..... 1977-78-79

HAINES CITY (1)
Wayne Gandy..... OT..... 1990-91-92-93

HIALEAH (2)
Oscar Gonzalez.....OL.....2006
Corey Lemonier..... DE..... 2010-11-12

HIGH SPRINGS (1)
Mac Crawford..... FB.....1968-69

HOLLYWOOD (4)
Elijah Canion..... WR.....2020-21
Tucker Frederickson..... HB..... 1962-63-64
Mike Perillard..... HB..... 1965-66-67
Keith Uecker.....OG..... 1978-79-81

HOMESTEAD (1)
Terry Brennan..... WR..... 1966-67-68

IMMOKALEE (1)
Mackeno Alexander ... DB.....2013

JACKSONVILLE (16)
William N. Campbell... QB.....1965-66
Silas Daniels..... WR..... 2001-02-03-04
Javaris Davis..... DB..... 2016-17-18-19
John Dobbs.....FS.....1986
Floyd Fulmer..... G.....1946-47
Joey Gatewood..... QB.....2019
Roshard Gilyard..... S..... 2000-01-02-03
Ryan Hockett..... OG.....2002
Jeff Holland..... OLB..... 2015-16-17
Jay Jacobs..... OT..... 1982-83
Raashed Kennion.....DL..... 2014-15
Joe Miracle..... C..... 1962-63-64
Arnold Silverberg..... T.....1944
Andre Tarrance..... FB.....1991
Steve Thaxton.....Mgr..... 1964-65-66
Marcel Willis..... WR..... 1999-00-01-02

JAY (2)
Rhett Autrey.....OL.....2003-04
Bert Hudson..... RB.....1999

JENSEN BEACH (1)
Jamien Sherwood..... DB..... 2018-19-20

JUPITER (1)
Cody Parkey..... K..... 2010-11-12-13

KEY BISCAYNE (1)
Al Del Greco.....PK..... 1980-81-82-83

KEYSTONE HEIGHTS (1)
Jimmy Brumbaugh..... NT..... 1995-96-97-99

KISSIMMEE (1)
T'Sharvan Bell..... DB..... 2009-10-11-12

LAKE PLACID (1)
D.J. Williams.....RB.....2019-20

LAKE WALES (2)
Ronney Daniels..... WR.....1999-00
Harry Mose..... TB.....1987

LAKE WORTH (1)
Errick Lowe..... WR..... 1995-96-97-98

LAKELAND (7)
Wayne Dickens.....DL..... 2002-03-04-05
James Fenton..... C..... 1935-36-37
William Fenton..... E..... 1892-93
Travis Galloway..... C..... 1988-89-90
Brandon Haley..... DE..... 2005-06-07
Trent Mason..... WR.....2021
Larry Young..... LB.....1989-90

LAUDERDALE LAKES (4)
Josh Bynes..... LB..... 2007-08-09-10
Martavius Houston..... DB..... 1995-96-97
Dennis Wright.....CB..... 1989-90-91
Dan Evans..... DB.....1995-96

LIVE OAK (1)
Frankie Stankunas..... S..... 1988-89-90-91

MELBOURNE (2)
Johnny Valentine.....OG..... 1968-69-70
Mickey Zofko..... HB.....

MERRITT ISLAND (1)
Mike Pina.....FS..... 1990-91-92-93

MIAMI (19)
Arnoldo Abreu..... OT..... 1974-75-76
Devin Aromashodu.... WR.....2002-03-04-05
James Callier..... LB..... 1998-99-00-01
Markeith Cooper.....RB..... 1996-97-98-99
Carlton Davis..... DB..... 2015-16-17
Phillip Dembowski..... DT.....1983
Jeremiah Dinson..... DB..... 2015-17-18-19
Mark Dorminey.....FS..... 1980-81-82
Lorenzo Ferguson..... DB.....2005-06
Haven Fields..... LB..... 1996-97-98-99
Mike Flynn..... LB..... 1971-73-74
Hank Hall..... HB..... 1965-66-67
Bill Hogarth..... G.....1949-50
Tim Irvin..... DB.....2015
Paul James III.....DL.....2017
Patrick Lee..... DB..... 2004-05-06-07
Ricardo Louis..... WR..... 2013-14-15
Jorge Portela.....PK..... 1977-78-79
Travaris Robinson..... DB..... 1999-00-01-02
Robinson Therezie..... DB..... 2011-12-13-14

MILTON (3)
Robert Downs.....Mgr.....1988
Zach Kutch..... K.....2007
Reggie Slack..... QB..... 1986-87-88-89

NAPLES (1)
Clifton Robinson..... WR..... 1997-98-99-00

NAVARRA (1)
Nick Brahms.....OL..... 2018-19-20-21

NEPTUNE BEACH (1)
Robert McGinty..... PK.....1984

NICEVILLE (3)
Mike Alford..... C..... 1962-63-64
George Chessher..... TE..... 1977-78-79
Eli Stove..... WR..... 2016-17-19-20

NORTH MIAMI (1)
Marcus Bragg..... DE.....2022

ODESSA (1)
Chad Muilenburg..... FB..... 1989-90-91

ORLANDO (10)
Calvin Ashley.....OL.....2018
Devonte Booker.....DL.....2019
Bill Cody..... LB..... 1963-64-65
Chase Cramer..... FB.....2016-18
Clayton Crofoot.....H.....2008-09
Chas Crofoot.....DS.....2004-05
Richard Hayes..... C.....1947
Daquan Newkirk.....DL..... 2018-19-20
Steve Samelson..... Tnr..... 1984-85-86-87
Tony Stevens..... WR..... 2013-14-15-16

PACE (1)
Vance Smith.....TE.....2008

PAHOKEE (1)
Jeremy Banks.....DL..... 1997-98

PALATKA (1)
Clayton Beauford.....SE..... 1981-82-83-84

PALM BEACH (1)
Tre Mason..... RB..... 2011-12-13

PALM BEACH GARDENS (2)
Gage Batten..... FB.....2013
Avery Young..... OT..... 2013-14-15

PANAMA CITY (2)
Richard Cheek..... OT..... 1967-68-69
Kenny Kelly..... LB..... 1998-99

PEMBROKE PINES (1)
Anthony Schwartz..... WR..... 2018-19-20

PENSACOLA (20)
Jay Bailey.....Mgr..... 1984-85-86-87
B.G. Campbell..... E.....1924
Demontray Carter..... TB..... 1997-98
Chuck Clanton.....CB..... 1980-81-82
Justin Fetsko..... WR..... 2000-01-02-03
H.L. Green..... HB.....1928
Tyronne Green.....OL..... 2005-06-07-08
Matt Hawkins..... K/P..... 1993-94-95
Chris Holland.....OG..... 1991-92
Sherman Johnson..... TE.....1984
Edward Peake..... QB..... 1927-28
David Rawson..... FB..... 1962-63
Larry Rawson..... FB..... 1961-62-63
Lamar Rawson..... RB..... 1957-58-59
John Reese..... FB..... 1923
Ron Stallworth..... DT..... 1985-86-87-88
David Williams..... LB..... 1972-73-74
Will Willis..... E.....1987
Bobby Wilson..... TB..... 1966-67-68
Robert L. Wilson..... HB..... 1966-67-68

PLANT CITY (2)
Brian Osborn..... OT..... 1991-92-93-94
Liron Thomas..... DB.....1995

POMPAÑO BEACH (3)
Mike Blanc.....DL..... 2007-08-09-10
Walter McFadden..... DB..... 2006-07-08-09
Dan Nugent..... TE..... 1972-73-74

PONTE VEDRA (1)
Ben Nowland..... C..... 1999-00-01-02

ROCKLEDGE (1)
Ladarius Tennison..... DB..... 2020-21

SAMFORD (2)
Willis Anderson..... HB.....1947
Charles Barnwell..... FB..... 1891-92

SARASOTA (1)
Jon Cooley..... QB..... 1994-95-96

SEFFNER (2)
Eric Smith..... RB..... 2008-09-10
Byron Cowart.....DL.....2015-16

ST. AUGUSTINE (1)
Arnold Fagen..... T..... 1947-48-49

ST. CLOUD (1)
Brent Fullwood.....TB..... 1983-84-85-86

ST. PETERSBURG (3)
Tim Carter..... WR..... 1998-99-00-01
Ryan Davis..... WR..... 2015-16-17-18
Trent Ulrich..... SS.....1986

STUART (1)
John Crane..... C.....1977

TALLAHASSEE (6)
Tim Cromartie..... DT..... 1989-90-91-92
T.J. Davis..... DB..... 2013-14-16
Bryan Karkoska..... K..... 1992-93
Mike Slade..... DB..... 2008-09
Craig Stevens..... LB..... 2007-08-09-10
Ryan White..... DB..... 2010-11-12
D.V. Willett..... LE..... 1948-49-50

TAMPA (14)
Brian Adcock..... C..... 1995-96
Johnny Adcock..... B.....1965
Devan Barrett.....RB/DB..... 2017-18-19-20
Forrest Blue..... C..... 1965-66-67
Mike Campbell..... DT..... 1989-90
Devonte Danzey.....OL..... 2013-14-15
Kevin Hobbs..... DB..... 2003-04-05
David Hughes..... DE..... 1971-72-73
Jeris McIntyre..... WR..... 2000-01-02-03
Edmund Nelson..... DT..... 1978-79-80-81
George Peoples..... FB..... 1979-80-81
Prechae Rodriguez..... WR..... 2005-06-07
John C. Spencer..... 1942
Matt Vogler..... QB.....1988
Derek Winter..... WR..... 2008-09-10

VENICE (3)
Alvin Mitchell..... LB..... 1985-86-87-88
Mark Rose..... DE..... 1986-87-88-89
Tre Smith..... TB..... 2002-03-05-06

WELLINGTON (1)
Mark-Antony Richard..RB.....2020

All-Time Lettermen by Hometown

WEST PALM BEACH (4)

Heath Evans.....RB.....1998-99-00
 Traivon Leonard.....DB.....2017-18
 Patrick Miller.....OL.....2012-14
 D.D. O'Rourke.....FB.....1935

WINTER HAVEN (1)

Robert Scott.....WR.....1992-94

WINTER PARK (1)

Douglas Newsome.....HB.....1925

WINTER SPRINGS (1)

Brian Walsh.....DL.....2014

GABON (1)

LIBREVILLE (1)

Jeffrey M'Ba.....DL.....2022

GEORGIA (435)

ACWORTH (1)

Chandler Wooten.....LB.....2017-18-19-21

ADAIRSVILLE (1)

Victor Beasley.....SS.....1982-83-84

ALBANY (12)

Reggie Barlow.....DE.....1988-90-91
 Don Braswell.....OG.....1957-58
 Ray Corhen.....LB.....1984-85
 Lionel James.....HB.....1981-82-83
 Robert Margesen.....LB.....1965-66-67
 Greg Pratt.....FB.....1982
 Troy Reddick.....OL.....2002-03-04-05
 Jim Samford.....DT.....1967-68
 Aairon Savage.....DB.....2006-07-10
 John Samuel Shenker.....TE.....2018-19-20-21-22
 Cleve Wester.....T.....1956-57-58
 Alexander Wright.....WR.....1986-87-88-89

ALPHARETTA (4)

Peyton Barber.....RB.....2014-15
 Ze'Vian Capers.....WR.....2020-21-22
 Jeff Klein.....QB.....1999-2000-01
 Carl Lawson.....DE.....2013-15-16

AMERICUS (7)

Gordy Bonner.....Mgr.....1983-84-85-86
 Russ Carreker.....LB.....1984-85-86
 Johnnie Chalkley.....RT.....1940-41
 Reges Coptias.....HB.....1952
 George V. Kenmore.....HB.....1937-38-39
 Chris Knapp.....PK.....1985-86-87
 Pound Lamb.....FB.....1986

ASHBURN (2)

Ben Thomas.....DT.....1981-82-83-84
 Terry Walker.....HB.....1984

ATHENS (5)

Rick Dover.....TE.....1976-77-78
 Greg Hall Jr.....LB.....2016
 Richard Jibunor.....DE.....2018
 Wesley Loftin.....G.....1951
 Summie Poss.....G.....1945

ATLANTA (53)

Anthony Abrams.....DE.....1991
 Damari Alston.....RB.....2022
 Ace Atkins.....DE.....1992-93
 Corey Barlow.....CB.....1988-89-90-91
 Jimmy Bonner.....FB.....1961
 Calvin Booker.....QB.....2005

Bob Butler.....OT.....1977
 Ed Butler.....TE.....1972-73-74-75
 Rick Chastain.....LB.....1970-71
 Chip Creel.....OT.....1980
 Dee Durham.....CB.....2002
 Joel Eaves.....E.....1934-35-36
 Lamar Nolan Echols.....E.....1958-59
 Carl Fletcher.....E.....1946
 Charlie Garnham.....OG.....1980-81
 Antonio Goodwin.....WR.....2010
 Jeff Gray.....CB.....1976-77-78
 Marquel Harrell.....OL.....2016-17-18-19
 Larry Haynie.....DG.....1964-65-66
 Dean Heartel.....FS.....1991
 Mike Horton.....OL.....2016-17-18-19
 Gardner Jett.....SP.....1970-71-72
 Weyman L. Kidd.....FB.....1966-67
 Jon Kilgore.....E.....1962-63-64
 Gray King.....WR.....2014-15
 Griffin King.....WR.....2016-17-18
 Kelly King.....G.....1963
 Chris Linderman.....TB.....1972-73
 Michael Lindsey.....DS.....1999-2000-01-02
 Scott McGlon.....Tnr.....1989-90
 T.J. Meers.....OL.....1997-99
 Jonathon Mincy.....DB.....2011-12-13-14
 Smoke Monday.....DB.....2018-19-20-21
 Shan Morris.....S.....1985-86-88
 Caylin Newton.....WR.....2020-21
 Ron O'Neal.....FB.....1981-82
 John Parish.....Mgr.....1990
 Eddie Pitman.....Mgr.....1958-59-60
 Danny Robinson.....CB.....1983
 David Rocker.....DT.....1987-88-89-90
 Tracy Rocker.....DT.....1985-86-87-88
 Sidney Scarborough.....QB.....1934-35-36
 Leo Sexton.....DE.....1957-58-59
 Michael Sherwood.....DB.....2015-16
 Rob Shuler.....OT.....1982-83-84-85
 Robert Smith.....QB.....1986-87
 Steve Taylor.....C.....1972-73
 Reynolds Tichenor.....QB.....1894-95-96
 Stanton Truitt.....WR.....2015-16
 Bill Van Dyke.....G.....1962-63-64
 Steve Wallace.....OT.....1982-83-84-85
 Michael C. Welch.....E.....1957
 Mike Welch.....G.....1932-33-34
 Malik Willis.....QB.....2017-18
 Woody Woodall.....QB.....1961-62-63

AUGUSTA (4)

John Douglas.....RB.....2008-09
 Robert Dunn.....WR.....2005-06-07-08
 Carlos Rogers.....DB.....2001-02-03-04
 Tyrone Truesdell.....DL.....2017-18-19-20

BAINBRIDGE (3)

Benny Anthony.....TE.....1980
 Ken Rice.....OT.....1958-59-60
 Bobby Walden.....QB.....1985

BARNESVILLE (1)

Craig Ogletree.....LB.....1986-87-88-89

BLACKSHEAR (1)

Avery Jernigan.....OL.....2022

BLAKELY (4)

Octavious Balkcom.....DE.....2005-06
 Matt Harper.....Mgr.....1987-88
 Stan Sealy.....Mgr.....1988-89
 Ted Yarbrough.....TB.....1992

BREMEN (3)

Dwight Hurston.....HB.....1966-67-68
 John Sewell.....Tnr.....1986-87-88-89
 Zach Wade.....LS.....2016

BRUNSWICK (2)

George Rose.....HB.....1961-62-63
 Jaylin Simpson.....DB.....2020-21-22

BUCHANAN (3)

John McGraw.....Tnr.....1983-87
 Blake Poole.....DB.....2013

BUFORD (2)

Neil Brown.....DL.....2004
 Kaleb Kim.....OL.....2016-17-18-19

CAIRO (6)

Duke Donaldson.....WR.....1985-86-87-88
 Trey Gainous.....SE.....1983-84-85-86
 Steve Poitevint.....FL.....1978-79
 Melvin Ray.....WR.....2012-13-14-15
 Nate Smith.....DT.....1994-95-96-97
 Terry Solomon.....LB.....1992-93-95-96

CARROLLTON (8)

Dennis Wallace.....S.....1987-88-89-90
 Weems Baskin.....T.....1926
 Terrence Crowder.....LB.....1995-96-97
 Gerald Gross.....HB.....1962-63-64-65
 Josh Harris.....DS.....2009-10
 Jonathan Jones.....DB.....2012-13-14-15
 W.E. Phipps.....HB.....1931-32-33
 Dontavious Russell.....DL.....2015-16-17-18

CARTERSVILLE (2)

Ronnie Brown.....TB.....2001-02-03-04
 Billy Bruce.....TE.....1974

CEDARTOWN (6)

Bucky Ayers.....HB.....1965-66-67
 Jeff Burger.....QB.....1984-85-86-87
 Jimmy Carter.....HB.....1965-66-67
 Joe Dolan.....QB.....1959-60
 Robert Miller.....E.....1964-65-66
 Dave Woodward.....OT.....1959-60-61

CHAMBLEE (1)

James Partin.....QB.....1963-64

CHICKAMAUGA (1)

Leon Myers.....OT.....1958-59-60

CHIPLEY (1)

James Sivell.....G.....1935-36-37

CLARKSTON (2)

J. Alan McLennan.....1923
 Kevin McLeod.....FB.....1995-96-97

COLLEGE PARK (6)

Jimmy Cook.....QB.....1955-56
 Shaun Kitchens.....WR.....2010
 Cam Newton.....QB.....2010
 Demetruce McNeal.....DB.....2010-11-12
 Alex Smith.....TB.....1989-90-91-92
 Donnay Young.....FS.....2001-02-03-04

COLUMBUS (33)

Lamel Ages.....CB.....2001-02-03
 Mark Aston.....OT.....1984
 Billy Austin.....C.....1956-57
 Jim Bone.....LB.....1982-83-84
 Oscar W. Burford.....E.....1936-37-38
 Myron Burton.....DE.....1993
 Dennis Calhoun.....C.....1951-52
 Walter Chandler.....G.....1938-39
 DeMarcus Curry.....OT.....1995-96-97-98
 Mike Glisson.....OG.....1988
 Cordova Hall.....TB.....1998

Roderick Hood.....DB.....1999-00-01-02
 Carl Hubbard.....LB.....1973-74-75
 Mike Hubbard.....LB.....1977
 Chuck Hurston.....T.....1962-63-64
 George Jenkins.....B.....1932-33
 Caleb Johnson.....DL.....2019-20
 Dell McGee.....DB.....1992-93-94-95
 Ernest Mills.....T.....1938-39-40
 Sammy Oates.....QB.....1970-71
 Richard Plagge.....HB.....1965-66-67
 Bob Rhodes.....DE.....1976-77-78
 Ronald Samuel.....DT.....2001
 Chris Shelling.....SS.....1991-92-93-94
 Frank Thomas.....TE.....1986
 Leonard Thomas.....OG.....1993-94-95-96
 Gene Walker.....LB.....1969-70-71
 Jeff Weekley.....OT.....1955-56-57
 Eddie Welch.....DE.....1970-71-72
 Antarrious Williams.....LB.....2002-03-04-05
 Gerald Williams.....CB.....2003-04
 Gabe Wright.....DL.....2011-12-13-14
 Ron Yarbrough.....LB.....1967-68-69

CONYERS (1)

Bo Harris.....LB.....2007

CORDELE (5)

Big Kat Bryant.....DL.....2017-18-19-20
 Meiko Collier.....QB.....1998
 Whit Smith.....LB.....1998-99-00
 Marshall Taylor.....DB.....2016
 Josh Weldon.....DE.....1998-99-00

COVINGTON (6)

Dre Butler.....DT.....2020-21
 Tim Christian.....WB.....1966-67-68
 Wallace Christian.....Mgr.....1972-73-74
 Jerry Helms.....C.....1987
 James Laster.....HB.....1957-58
 Larry Laster.....FB.....1961-62

CUMMING (1)

Chris Laye.....TE.....2015

DACULA (2)

David Irons.....CB.....2005-06
 Kenny Irons.....RB.....2005-06

DALTON (6)

Cole Bennett.....TE.....2003-04-05-06-07
 Loran Carter.....QB.....1966-67-68
 Frank Dickson.....DT.....1970-71
 Matt Land.....CB.....1991
 Bill McManus.....C.....1969-70-71
 Andrew Parmer.....OL.....2009

DECATUR (5)

Dave Blanks.....PK.....1980-81-82
 Bob Harris.....SS.....1978-79-81-82
 John Hayworth.....LB.....1969-70-71
 Jonathan Palmer.....OG.....2003-04-05-06
 Rashaud Walker.....DB.....1999-00-01-02

DIXIE (2)

Mike Groover.....1960
 E.W. Harman.....G.....1908-09-10

DORAVILLE (1)

Allen Moore.....HB.....1970

DOUGLAS (1)

Danny Lindsey.....C/OG.....2001-02-03-04

All-Time Lettermen by Hometown

DOUGLASVILLE (5)

Hal Hamrick.....OT.....1968-69-70
Henry Love.....TB.....1988
Charles Thomas.....QB.....1978-79-80-81
Chette Williams.....LB.....1983-84
Quency Williams.....DE.....1980-81-82-83

DUBLIN (3)

Romello Height.....DE.....2020-21
Jon Helton.....OG.....1990
Ryan Taylor.....LB.....1995-96-97-98

DULUTH (1)

Nick Ruffin.....DB.....2014-15-16-17

DUNWOODY (2)

Tony Amason.....H.....1991
Tommy Carroll.....SE.....1981-82-83

EAST POINT (2)

Tristan Davis.....S.....2005-06-07-08
Francis McDuffie.....E.....1961

EASTMAN (1)

Benji Roland.....NG.....1985-86-87-88

EATONTON (1)

Franklin D. Fuller.....SB.....1963-65

ELLAVILLE (1)

Zykeivous Walker.....DE.....2020-21-22

ELLENWOOD (1)

Marcus McNeill.....OT.....2002-03-04-05

FAIRBURN (3)

Montavious Atkinson.....DB.....2015-16-17-18
Marquel Harrell.....OL.....2016-17-18
Joshua Holey.....DB.....2012-13-14-16

FAYETTEVILLE (2)

Neal Dettmering.....DE.....1968-69-70
Glen Ward.....S.....1974-75

FELTON (1)

Gary Price.....G.....1961-62-63

FLOWERY BRANCH (1)

Johnny Cheeks.....CB.....1979-80-81-82

FOREST PARK (1)

Todd Rock.....Tnr.....1986-87-88

FORSYTH (2)

Jep Castleberry.....DB.....1978
Antwain Daniels.....OL.....2005-06-07

FORT VALLEY (1)

Chris Slaughter.....WR.....2007-08

GAINESVILLE (3)

Jeff Lott.....OG.....1982-83-84-85
Mack VanGorder.....DB.....2014
Chester Willis.....FB.....1979-80

GRAYSON (1)

Matt Clark.....K.....2005-06

GREENVILLE (1)

Drew Kirk.....OT.....2003

GRIFFIN (6)

Jim Bonds.....Mgr.....1984-85-86
Brodarious Hamm.....OL.....2018-19-20-21
Jeff Jackson.....DE.....1981-82-83

Jack Langford.....FB.....1952
E.M. Lindsey.....HB.....1913
Zion Puckett.....DB.....2020-21-22

GROVETOWN (1)

Eugene Govan.....RB.....2016-17

HAMPTON (1)

Mario Fannin.....RB.....2007-08-09-10

HARTWELL (1)

Ben Leard.....QB.....1997-98-99-00

HOGANSVILLE (1)

Frank Reeves.....C.....1954-55-56

JEFFERSON (2)

Bob Hix.....OT.....1981-82-83
Brandon Mosley.....OL.....2010

JONESBORO (3)

Forrest Hill.....LS.....2012-13-14
Byron Isom.....OL.....2007-08-09-10
Marshall Thomton.....RB.....2002

KENNESAW (2)

Darvin Adams.....WR.....2008-09-10
Tyler Queen.....QB.....2016

KEYSVILLE (1)

DaVonte Lambert.....DL.....2014-15

LaFAYETTE (1)

Shannon Suttle.....DE.....1994-95-96-97

LaGRANGE (18)

Tank Bigsby.....RB.....2020-21-22
Tray Blackmon.....LB.....2005-06
Jayson Bray.....DB.....1995-96-97-98
Quan Bray.....WR.....2011-12-13-14
Jimmy Burson.....HB.....1960-61-62
James Cline.....G.....1951
M.F. Fisher.....HB.....1926
Anthony Freeman.....Mgr.....1984-88
Charles Gibson.....QB.....1921-22
Nate Hill.....DT.....1984-85-86-87
T. Herman Howard.....FB.....1951-52
John Huff.....B.....1939-40
Tate Johnson.....OL.....2020-22
Keiondre Jones.....OL.....2020-21-22
Dexter Murphy.....DT.....2000-01-02-03
H.Bingham Park.....E.....1898
Maurice Swain.....DL.....2015
Joko Willis.....LB.....2021-22

LAVONIA (2)

Frank Gantt.....G.....1934-35-36
Gary Walker.....DT.....1993-94

LAWRENCEVILLE (6)

Matthew Hill.....WR.....2019
John Parrish.....Mgr.....1992
Owen Pappoe.....LB.....2019-20-21-22
Abe Robinson.....C.....1925
Caleb Wooden.....DB.....2022
Colby Wooden.....DL.....2020-21-22

LILBURN (3)

Kenny Flowers.....LB.....2013-14-15
Brad Lester.....RB.....2005-06-07-08
Charles Olatunji.....WR.....2008

LINDALE (1)

John L. Moulton.....E.....1945-47

LITHONIA (1)

Marcus Camp.....LB.....1995-96

LOGANVILLE (1)

Kyle Davis.....WR.....2016

MABELTON (1)

Horace Willis.....DB.....2001-02

MACON (6)

Harold Hallman.....DE.....1983-84-85
King Kemper.....Mgr.....1990-91
Tate Parker.....Mgr.....1989-90-91-92
Erich Sauerbrey.....E.....1950-51
Durward Sauls.....DE.....1968-69
Alex Strong.....FB.....1988-89

MANCHESTER (1)

James A. Reynolds.....FB.....1940-41-42

MARIETTA (18)

Ryan Broome.....OT.....2001-02
Sean Carder.....WR.....1993
Daniel Cobb.....QB.....2000-01-02
Sammy Cohen.....S.....2021
Stephen Gibbons.....OL.....2009
Mitch Gilstrap.....C.....1980
Todd Hughes.....NT.....2004
Jimmy Hutchinson.....P.....2014
Alex Kviklys.....K.....2014
Philip Lutzenkirchen.....TE.....2009-10-11-12
Mike Mann.....QB.....1982-83-84
Hicks Poor.....WR.....1994-95-96-97
Ian Shannon.....K/P.....2016-17-18
Bailey Sharp.....OL.....2016-17-18-19
Howard Simpson.....E.....1961-62-63
Jess Simpson.....TE.....1990-91
Ernie Warren.....G.....1962-63-64
Bailey Woods.....TE.....2009

McDONOUGH (3)

Ryan Meneely.....OL.....2016-18
Josh Shockley.....LB.....2015-16-17
Andrew Williams.....DL.....2015-16-17-18

MILTON (1)

Craig Carter.....DB.....2018-19

MONTEZUMA (2)

Kevin Burnam.....LB.....2004
Harold Ham.....DE.....1967-68

MOULTRIE (4)

Kamaar Bell.....OL.....2020
Nate French.....OG.....2001
Ray Mercer.....FB.....1952
Ray Rollins.....DE.....1976-77-78-79

NEWNAN (5)

Karsten Bailey.....WR.....1995-96-97-98
Markell Boston.....DB.....2015-16
Jason King.....FB.....2009
Tray Matthews.....DB.....2015-16-17
Antwoine Nolan.....CB.....1996-97-98-99

NORCROSS (2)

Ben Bradley.....DT.....2013-14
Darius Slayton.....WR.....2016-17-18

PEACHTREE CITY (1)

Karekin Cunningham.....LB.....1990-91-92

PEARSON (2)

Jeff Dunlap.....DL.....1997-98-99
Shawn Shaw.....LB.....1998

PERRY (1)

Dontarrious Thomas.....LB.....2000-01-02-03

PINE MOUNTAIN (1)

Kobe Hudson.....WR.....2020-21

PINEVIEW (1)

Nick Marshall.....QB.....2013-14

POOLER (1)

Derek Magwood.....DE.....1999

POWDER SPRINGS (4)

Jarrold Britt.....OG.....2003
Tony Long.....LB.....1975-76
J.D. Walker.....WR.....1994
Brad Ware.....S.....1996-97-98

RICEBORO (1)

John Stewart.....FB.....1990

RIVERDALE (2)

Tyronne Dillard.....TE.....1994-95-96-97
Michael Sherwood.....DB.....2015

ROCHELLE (1)

Desmond Tisdol.....DB.....2020-21-22

ROCKMART (1)

J.B. Crawford.....HB.....1927-28-29

ROME (10)

Pat Arrington.....OT.....1981-82-83
Bo Bragg.....WR.....1976
Michael Comeau.....Tnr.....1989-90-91
Brian Dulaney.....C/DS.....1982-83
Eric Floyd.....OT.....1984-85-86
Keith Green.....FS.....1968-69-70
Burt Lively.....OG.....1989-90
Robert Muschamp.....FB.....2016-18
Logan Rice.....WR.....2015-16
Greg Tutt.....DB.....1980-81-82

ROSSVILLE (1)

Jimmy Reynolds.....FB.....1957-58-59

SANDERSVILLE (1)

Takeo Spikes.....LB.....1995-96-97

SAVANNAH (5)

Holden Geriner.....QB.....2022
Henry Monsees.....E.....1940
Demetris Robertson.....WR.....2021
R.R. Trapani.....E.....1944
U.L. Trapani.....T.....1942

SENICK (1)

N.G. Camp.....E.....1921

SMYRNA (1)

Charles Collins.....T.....1965-66-67

SNELLVILLE (2)

Rodgeriqu Smith.....WR.....2005-06-07-08
Keenan Sweeney.....FB.....2016-17

STATESBORO (2)

Coley Cassidy.....QB.....1960
Josh Thompson.....NG.....2004-05-06-07

STONE MOUNTAIN (3)

Don Anderson.....S.....1982-83
Justin Garrett.....LB.....2011-12-14-15
Jalil Irvin.....OL.....2019-20-21-22

All-Time Lettermen by Hometown

SUGAR HILL (2)

Derrick Brown.....DL..... 2016-17-18-19
Kameron Brown.....LB.....2020-21

SUMMERVILLE (3)

R.E. Cunningham.....T.....1926
Jeff Pool.....Mgr.....1982-83-84-85
Scott Selman.....P.....1983

SUWANEE (1)

C.J. Uzomah.....WR/TE.....2011-12-13-14

SWAINSBORO (1)

Herman Wilkes.....OG.....1962

SYLVESTER (2)

Sterling Dupree.....FB.....1931-32-33
N.G. Houston.....G.....1933-34

TENILLE (1)

Kelly Brooks.....FB.....1989-90-91-92

THOMASTON (4)

Rusty Deen.....DE.....1972-73-74
Tunde Fariyike.....OL.....2011-12-13
Willie Howell.....RB.....1979-80-81-82
Raymond Phagan.....LB.....1974-75-76

THOMASVILLE (4)

William Andrews.....FB.....1976-77-78
Blake Field.....QB.....2005-06-07
Bryant Harvard.....QB.....1957-59-60
Robert Shiver.....DS.....2006-07-08

THOMSON (1)

Christian Tutt.....DB.....2018-19-20

TIFTON (3)

Ken Hobby.....QB.....1981
Ike Powell.....LS.....2014-15-16-17
Jim Sirmans.....LB.....1972-73

TOCCOA (1)

Garrison Walker.....DL.....2021-22
Gary Walker Jr.....DL.....2016-17-18-19

TRION (2)

Wallace Clark.....FB.....1968-69-70
Stacy Searels.....OT.....1984-85-86-87

TUCKER (4)

Michael Harris.....LB.....2019
Ricky Sutton.....DE.....1989-90-91-92
James Swinton.....WR.....2005-06-07
Neiko Thorpe.....DB.....2008-09-10

TYRONE (1)

Will Adams.....OT.....2013-14-15

VALDOSTA (8)

Nat Ceasar.....DB.....1982-83-84
Zakoby McClain.....LB.....2018-19-20-21
Larry Melton.....DB.....1994-95-96-97
Bennie Pierce.....LB.....1989-90-91-92
Jay Ratliff.....DE/DT.....2001-02-03-04
J.D. Rhym.....DB.....2022
Steve Stanaland.....DT.....1973-74-75
James Warren.....OT.....1954-56-57

VIENNA (1)

Montravius Adams.....DT.....2013-14-15-16

VILLA RICA (2)

Tavarreus Pounds.....LB.....1998-99-00-01
Jonathan Robinson.....CB.....1983-84-85

WARNER ROBINS (6)

Dominko Anderson.....S.....1987-88-89
James Brooks.....RB.....1977-78-79-80
Tyler Fromm.....TE.....2020-21-22
Kevin Porter.....CB.....1984-85-86-87
Wesley Steiner.....LB.....2020-21-22
Jeffrey Whitaker.....DT.....2010-11-12-14

WASHINGTON (1)

Jack Thornton.....DT.....1963-64-65

WAYCROSS (2)

Noland Lang.....HB.....1944-45
Mike McQuaig.....LB.....1975-77-78-79

WEST POINT (4)

Ed Huguley.....QB.....1898-1899-00
Z.T. Jenkins.....HB.....1942-47
Gaines Lanier.....DT.....1972-73-74
Maurice Swain Jr.....DL.....2015-16

WINSTON (1)

Stacy Danley.....TB.....1987-88-89-90

UNKNOWN HOMETOWN (8)

J.V. Brown.....G.....1892-93-94
Josiah Flourney.....HB.....1903-04
George Mitcham.....C.....1896-97-98
Jack Mitchell.....HB.....1903
J.B. Oglesby.....E.....1892-93
S.A. Redding.....T.....1893-94
William Williams.....HB.....1894-95-96
F.R. Yarbrough, Sr.....E.....1898-99-00

GERMANY (1)

MUNICH (1)

Kilian Zierer.....OL.....2021-22

IDAHO (1)

NAMPA (1)

Jorrell Bostrom.....OL.....2009-10

ILLINOIS (12)

CHICAGO (5)

Marquis Burks.....DT.....2020-21-22
John Crolla.....C.....1949-50-51
Jordan Diamond.....OL.....2013-15
Eugene Mulhall.....T.....1950-51
Jack Schwieger.....TE.....1998-99

HINSDALE (1)

Andrew Letts.....WR/S.....2002-03-04

LANCASTER (1)

Robert Seibert.....1946

NEW LENOX (1)

Jake Lembke.....DS.....2012-13

PERU (3)

Jeff Gilligan.....SE.....1975
Dave Ostrowski.....OT.....1973-74-75-76
Jeff Ostrowski.....OT.....1983-84

SCHAUMBURG (1)

Sal Cannella.....TE/WR.....2017-18-19

INDIANA (2)

AVON (1)

Elijah Daniel.....DE.....2013-14

SOUTH BEND (1)

Tony Fair.....DL.....2021

IOWA (1)

DAVENPORT (1)

Todd Rubley.....QB.....1981

IRELAND (1)

DUBLIN (1)

Neil O'Donoghue.....PK.....1975-76

KANSAS (1)

OLATHE (1)

Braden Smith.....OL.....2014-15-16-17

KENTUCKY (5)

ELIZABETHTOWN (1)

Chris Todd.....QB.....2008-09

GOSHEN (1)

Rob Bironas.....PK.....1998

LEXINGTON (1)

Ryan Atkins.....PK.....1997-98

LOUISVILLE (1)

Tom McLure.....QB.....1906-08

PINEVILLE (1)

Brent Slusher.....TE.....2008

LOUISIANA (35)

BASTROP (1)

DeAngelo Benton.....WR.....2009-10-11

BATON ROUGE (2)

Austin Ausberry.....DB.....2022
Reggie Torbor.....DE.....2000-01-02-03

CLINTON (1)

Will Andrews.....LB.....1996

DENHAM SPRINGS (2)

Shannon Roubique.....C.....1992-93-94-95
Derrick Robinson.....LB.....1993-94

GRETNA (1)

Ken Bernich.....LB.....1972-73-74

KENNER (2)

Michael Burks.....TB.....1998
Koy Moore.....WR.....2022

LAPLACE (1)

D'haquille Williams.....WR.....2014

LEESVILLE (1)

Travante Stallworth.....WR.....2009-10-11-12

MANDEVILLE (1)

Rudy Odom.....OL.....2008

MARRERO (1)

Kwesi Drake.....DT.....2001

METARIE (1)

Joel Bonomolo.....DE.....2011

MONROE (3)

Camden Brown.....WR.....2022
Enyce Sledge.....DL.....2022
Jonathan Wilhite.....CB.....2005-06-07

MORGANZA (1)

Kyle Derozan.....DE/TE.....2003-04

NAPOLEANVILLE (1)

Brandon Jacobs.....TB.....2003

NEW ORLEANS (10)

L.A. Chateau.....RT.....1942
Ernest Danjean.....OG.....1953-54-55
Bobby Foret.....E.....1960-61
Teddy Foret.....T.....1957-58-59
A.J. Gendusa.....B.....1942
Alonzo Horton.....DE.....2006
Donovan Kaufman.....S.....2021-22
Patrick Martyn.....P.....2005
Ashton Richardson.....LB.....2009-10-11-12
Patrick Trahan.....LB.....2006

PONCHATOULA (1)

T.J. Finley.....QB.....2021-22

RUSTON (1)

Roymon Malcolm.....TB.....1993

SHREVEPORT (2)

Sam Nader.....QB.....1967
Eric Reed Jr.....DB.....2020-21

THIBODAUX (2)

Trovon Reed.....WR.....2011-12-13-14
Greg Robinson.....OL.....2012-13

WATERPROOF (1)

Louis Preis.....HB.....1956

MARYLAND (6)

BRYANS ROAD (1)

Malcolm Johnson Jr.....WR.....2020-21-22

CAMP SPRINGS (1)

Lewis Drumheller.....FL.....1976

FT. WASHINGTON (1)

RaShan Frost.....DT.....1999

NEWARK (1)

Ben Tate.....RB.....2006-07-08-09

OWINGS MILLS (1)

Blake Countess.....DB.....2015

SILVER SPRINGS (1)

William Larimore.....E.....1952

MAINE (1)

RUMFORD (1)

Chester Bulger.....G.....1938-39-40

MASSACHUSETTS (1)

TYNGSBOROUGH (1)

Ben Durand.....QB.....2014

MICHIGAN (3)

DETROIT (1)

Damon Primus.....DT.....1992-93

EAST LANSING (1)

Pat Prichard.....DE.....1983

ROCHESTER (1)

Ben Patton.....K.....2019-20-21

All-Time Lettermen by Hometown

MINNESOTA (1)

MINNEAPOLIS (1)

Craig McDonald.....DB.....2022

MISSOURI (5)

KANSAS CITY (2)

Steven Clark.....P.....2010-11-12-13
Tobechi Okoli.....DL.....2021

LICKING (1)

Anthony VanDeusen...DE.....1997-98

PALMYRA (1)

C.J. Johnson.....QB.....1900-01

ST. LOUIS (1)

George Wolff.....T.....1937-38-39

MISSISSIPPI (50)

BATESVILLE (1)

Deon Mix.....OL.....2015-16

BILOXI (1)

Lorenzo Diamond.....TE.....1999-00-01-02

CLINTON (1)

Jaret Holmes.....K/P.....1996-97

COLUMBIA (1)

Brad Bourne.....TE.....1997-98

COLUMBUS (2)

Greg Robert.....OT.....1968-69
Robby Robinett.....TE.....1969-70-71

CORINTH (1)

George Davis.....HB.....1949-50

DURANT (1)

Richard O-Cain.....1946

GREENVILLE (2)

Quentin Groves.....DE.....2004-05-06-07
Joe Overton.....QB.....1961-62

GREENWOOD (2)

Kevin Phillips.....P.....2015-16
Jermaine Whitehead...DB.....2011-12-13-14

GULFPORT (3)

Greg Cloutier.....Trn.....1988
Derick Hall.....DE.....2019-20-21-22
Mac McCall.....Mgr.....1970-71-72

HATTIESBURG (1)

Jaren Handy.....DL.....2019-20

JACKSON (6)

Hayden Brice.....DE.....2022
Dwight Hitt.....HB.....1949-50-51
Jerry Hutchinson.....E.....1958
Allan Parks.....QB.....1950-51
Dave Ridgeway.....QB.....1950-51
Stephen Rogers.....Tnr.....1988-89-90

LUCIEN (1)

Ralph Harris.....G.....1944

MADISON (1)

Chaz Ramsey.....OL.....2007

MAGEE (1)

Cayden Bridges.....S.....2021-22

McCOMB (2)

Robert Rhed.....G.....1950
Dudley Spence.....QB.....1951-52

MENDENHALL (1)

Xavier Dampier.....OL.....2014-15-16

MERIDIAN (1)

Andre Miller.....DE.....1992-93-94-95

MOSS POINT (1)

Tyreece Williams.....DB.....1995-96-97

NEWTON (1)

Allen Tillman.....QB.....2000-01

OLIVE BRANCH (2)

Brandon Taylor.....OT.....1998
Jeremy Toungett.....OT.....1998-99-00

OXFORD (1)

J.J. Pegues.....TE/DL.....2020-21

PASCAGOULA (3)

Joe Campbell.....QB.....1964-65-66
Dick Ingwersen.....DE.....1969
Mike Northrup.....C.....1976

PHILADELPHIA (1)

Jarquez Hunter.....RB.....2021-22

PICAYUNE (1)

Drew Cole.....DB.....2008-09-10-11

PONTOTOC (2)

Marcus Autry.....OG.....1998
Ryan Hooker.....WR.....1998-99

POLARVILLE (1)

Ben Elliott.....OG.....1996-97

RIPLEY (1)

Kendall Simmons.....OL.....1997-98-00-01

SALLIS (1)

Curtis Kuykendall.....HB.....1942-43-44

TAYLORSVILLE (2)

Jason Campbell.....QB.....2001-02-03-04
Tim Duckworth.....DT/OT.....2003-04-05-06

TUNICA (1)

Bydarrus Knighten.....S.....2021

TUPELO (2)

John Trapp.....HB.....1917-18-19
Ron Wilkinson.....Tnr.....1988-89-90-91

VICKSBURG (1)

Mark Smith.....DE.....1995-96

WAYNESBORO (2)

Steve Gandy.....S.....2005-06
Mike McLaughlin.....FB.....2005-06

MONTANA (1)

BOZEMAN (1)

Jay Wisner.....WR.....2009

NEBRASKA (2)

BELLEVUE (1)

Steve Brown.....LB.....1987-88-89

OMAHA (1)

Micah Riley-Ducker.....TE.....2022

NEW JERSEY (10)

ELIZABETH (2)

Andy Gross.....OG.....1964-65-66
George Gross.....OT.....1960-61-62

HACKENSACK (1)

Joe Leichtnam.....DE.....1958-59-60

HADDONFIELD (1)

Jim Hall.....E.....1955-56-57

HASBOROUGH HEIGHTS (1)

Ken Paduch.....OT.....1957-58

LEONIA (1)

Robert Briggs.....HB.....1949

MARLTON (1)

Jeff Catullo.....OT.....1989-90-91

NEW BRUNSWICK (1)

Michael S. Simmons.....E.....1956-57-58

RIDGEFIELD (1)

Ludwig Goetz.....OT.....1959

RIDGEWOOD (1)

Jack Van Yperen.....DB.....1970

NEW MEXICO (1)

TUCAMCARI (1)

Bill Turnbeaugh.....T.....1951-52

NEW YORK (6)

BROOKLYN (1)

Sean Taylor.....LB.....1994

JAMAICA (1)

Fred Duart.....E.....1947-49-50

NEW YORK (1)

Donato Mantrone.....T.....1948-49

SPRING VALLEY (1)

Ronaldo Attimy.....DB.....2000-01

UNIONDALE (1)

Mike Higgins.....DB.....1985

WEST ISLAP (1)

Alan Bohlert.....T.....1963-64

NIGERIA (3)

DELTA STATE (2)

Richard Jibunor.....DE.....2018
Prince Tega Wanogho...OL.....2016-17-18-19

LAGOS (1)

Prince Micheal Sammons...OL.....2017-18-20

NORTH CAROLINA (13)

ASHEBORO (1)

Nick Coe.....DL.....2017-18-19

ASHEVILLE (1)

Ekun Leota.....DE.....2021-22

BAYBORO (1)

Doug Smith.....DT.....1982-83

CHARLOTTE (1)

Ralph G. Brice.....C.....1923-24

FAYETTEVILLE (1)

Chuckie Johnson.....DT.....1989-90-91-92

HENDERSONVILLE (1)

Sam Galloway.....C.....1961

MATTHEWS (1)

Kris Frost.....LB.....2013-14-15

NASHVILLE (1)

Gary Dunn.....DT.....1988

OAK RIDGE (1)

Cameron Payne.....WR.....2019

REIDSVILLE (1)

Colby Smith.....OL.....2022

TAR HEEL (1)

Brandon Council.....OL.....2020-21-22

WINDSOR (1)

Pedro Cherry.....WR.....1989-90

WINSTON-SALEM (1)

Fernando Horn.....DT.....1987-88-89

UNKNOWN HOMETOWN (1)

L.E. Byrum.....T.....1896

NORTH DAKOTA (1)

JAMESTOWN (1)

Chuck Maxime.....OG.....1954-55-56

OHIO (6)

AKRON (2)

Dante Booker.....DT.....2001-02
Jim Von Wyl.....K.....1989-90-91

BLANCHESTER (1)

Prince Micheal Sammons...OL.....2017-18-20

BRUNSWICK (1)

Ted Neura.....T.....1952-53-54

NEW WASHINGTON (1)

Grant Loy.....QB.....2020-21

PORTSMOUTH (1)

Raymond Pelfrey.....B.....1947

OKLAHOMA (4)

FORT SILL (1)

John Dooley.....NG.....1986

LAWTON (1)

Scotty Long.....E.....1964-65-66

NORMAN (1)

Danny Ledbetter.....LB.....1990

TULSA (1)

Glen Nixon.....1948-49

PENNSYLVANIA (14)

CHESTER (1)

Joe Tiburzi.....T.....1950-51

CRANBERRY TOWNSHIP (1)

Pete Ruzicka.....SS.....2004-05-06

HARRISBURG (1)

Cameron Artis-Payne...RB.....2013-14

All-Time Lettermen by Hometown

HAZELTON (1)
Pasco Garramore.....E.....1945

JEANNETTE (1)
William Abraham.....HB.....1945

LIANERCH (1)
Jack Williams.....C.....1940-41

McKEESPORT (3)
Michael Bodner.....T.....1965
Bill McGuire.....G.....1948-49
T.J. Neal.....LB.....2016

MEDIA (2)
Andrew Chambers.....PK.....1998
Ted Varano.....T.....1949-50

NEW KENSINGTON (1)
Wayne Hepler.....G.....1946

PHILADELPHIA (2)
Frank D-Agostino.....T.....1953-54-55
James Walsh.....FB.....1954-55-56

SHENANDOAH (1)
Joe Wozniak.....T.....1944

SOUTH CAROLINA (19)

AIKEN (1)
William Thorpe.....G.....1937-38-39

CAMDEN (1)
Foy Thompson.....G.....1950-51-52

CHARLESTON (1)
Lott Broune.....Mgr.....1969-70

COLUMBIA (2)
Leon Hart.....OL.....2004-05-06-07
Travis Williams.....LB.....2002-03-04-05

DARLINGTON (1)
Ricardo Walker.....DT.....1993

EBLOREE (1)
Lester Antley.....C.....1935-36-37

GREENVILLE (1)
Devaroe Lawrence.....DL.....2015-16

GREENWOOD (1)
Luke Deal.....TE.....2020-21-22

MAULDIN (1)
Jim Roe.....OT.....1993-94-95-96

MONCK'S CORNER (2)
Doug Langenfeld.....DE.....2003-04
Rusty Williams.....RB.....1996-97-98-99

MT. PLEASANT (1)
Gimel President.....DL.....2014-15

MYRTLE BEACH (1)
Carl Hardy.....HB.....1965-66

PINEVILLE (1)
Kendall Mack.....OT.....1995-96-97-98

SPARTANBURG (1)
Stephen Davis.....RB.....1993-94-95

ST. MATTHEWS (1)
Eric Mack.....OL.....2011

SWANSEA (2)
Marshall Riley.....DT.....1977-78-79-80
Victor Riley.....OT.....1994-95-96-97

UNKNOWN HOMETOWN (1)
A.H. McKissick.....C.....1892-93-94

TENNESSEE (61)

ALCOA (1)
Carl Stewart.....RB.....2004-05-06-07

ANTIOCH (1)
Mike Berry.....OL.....2007-08-09

BLUFF CITY (1)
David Walsh.....Tnr.....1984

BOLIVAR (1)
Robert Fulghum.....HB.....1965-66-67

BRENTWOOD (10)
Dave Beasley.....LB.....1996-97-98-99
Kody Bliss.....P.....2003-04-05-06
Taylor Bourgeois.....OT.....2002
Pete Compton.....DS.....2004
King Dunlap.....OT.....2004-05-06-07
Brian Shulman.....P.....1986-87-88
Jake Slaughter.....LB/FB.....2002-03-04-05
John Vaughn.....K.....2003-04-05-06
Justin Zapp.....Mgr.....1992
Nathan Zapp.....Mgr.....1989-90-92

CHATTANOOGA (19)
Damon Duval.....P/K.....1999-00-01-02
James G. Gauntt.....G.....1906-08
Fred Gilliam.....G.....1935-37
Ted Gilreath.....Mgr.....1957-58-59
Charlie Glenn.....OT.....1966-67
Jerry Gordon.....OT.....1967-68
Jay Hardy.....DE.....2020
Robert Hoppe.....RHB.....1955-56-57
James Jeffrey.....T.....1957-58
Donald T. Jones.....G.....1930-32
Ronnie Jones.....OT.....1974-75-76
Tim Lyle.....OG.....1967-68
Charles Nixon..........1900
W.L. Noll.....HB.....1900
S.D. Peterson.....QB.....1922
George Revington.....FB.....1916-17
Ronnie Robbs.....FB.....1957-58
Osmo Smith.....E.....1936-37-38
E.E. Williams.....HB.....1923-24-25

CLINTON (1)
Larry Cannon.....OT.....1980

COLLIERVILLE (2)
Aubrey Clayton.....QB.....1941-42
John Pass.....PK.....1997

DAYTON (1)
Jason Fitzgerald.....DS.....1991

DYERSBURG (1)
W.T. Yearout.....FB.....1940

FAYETTEVILLE (1)
Eddie Blake.....OG.....1990-91

FRANKLIN (1)
Chip Holt.....Mgr.....1996-97-98-99

GALLATIN (1)
Corey Lewis.....QB.....1989-90-91

GERMANTOWN (1)
Mark Brown.....LB.....1999-00-01-02

JACKSON (1)
Pat Jones.....LB.....1974-75

KNOXVILLE (1)
Tim Davis.....WR.....1980

LEBANON (1)
Harold Lannon.....T.....1946-47

MADISON (1)
A.J. Greene.....OL.....2010-11

MEMPHIS (5)
Daren Bates.....LB.....2009-10-11-12
Shon Coleman.....OL.....2013-14-15
Harry Esslinger.....E.....1907-08-09
James C. Loftin.....E.....1951
Mark Pera.....OL.....2000-01-02-03
Jovon Robinson.....RB.....2015

NASHVILLE (7)
Wirth Campbell.....WR.....2014
Trent Fisher.....DB.....2011-12-13
Phelps Gambill.....OL.....2018-19
Jackson McFadden.....WR.....2019-20-21
Craig Remington.....SE.....1984
Steven Ross.....OG.....2002-03-04-05
Cooper Wallace.....TE.....2002-03-04-05

OOLTEWAH (1)
Edward M. McCoy II.....Mgr.....1996-97

PARIS (1)
John Hudson.....C.....1986-87-88-89

UNION CITY (1)
Greg Zipp.....OL.....1979-80-81

TEXAS (20)

AUSTIN (1)
Emory Blake.....WR.....2009-10-11-12

BEAUMONT (1)
Landen King.....TE.....2021-22

BRIDGEPORT (1)
Jacob Allen.....H.....1999-00-01

DALLAS (1)
Jack Bjork.....WR.....2016

DESOTO (1)
Chris Thompson Jr.....DB.....2020

EL PASO (1)
Bruce Yates.....DT.....1963-64-65

FRIENDSWOOD (1)
Ricky Allen.....DT.....1977-78

GAINESVILLE (1)
Vernon Blackard.....DT.....1979-80-81-82

HOUSTON (2)
Marco Domio.....DB.....2020
Josh Hebert.....DB.....2005-06-07

KELLER (1)
Zach Farrar.....WR.....2019

KILLEEN (1)
Darius James.....OL.....2016-17

MAGNOLIA (1)
Spencer Nigh.....FB.....2016-17-18-19

MANSFIELD (1)
Nosa Eguae.....DE.....2010-11-12-13

MCKINNEY (1)
Brandon Frazier.....TE.....2020-21-22

ORANGE (1)
Morris Joseph Jr.....DL.....2022

PORT ARTHUR (1)
Kam Martin.....RB.....2016-17-18-19

ROCKWALL (1)
Jay Fair.....WR.....2022

STEPHENVILLE (1)
Jarrett Stidham.....QB.....2017-18

SUGARLAND (1)
Clay Helton.....QB.....1992

WICHITA FALLS (1)
Edwin House..........1945

VIRGINIA (13)

ALEXANDRIA (1)
Eugene Asante.....LB.....2022

ETTRICK (1)
Rudi Johnson.....RB.....2000

FAIRFAX (2)
Brent Mueller.....NT.....1998
Roman Nelsen.....FB.....1997-98

FALLS CHURCH (1)
Francis Crimmins.....LT.....1940-41

FREDRICKSBURG (1)
Nathan Taylor.....WR.....2011

LORTON (1)
Gabe Brinson.....DT.....2019-20

NORTON (1)
Billy Ball.....HB.....1944-45-47

PETERSBURG (1)
William Laffoon.....G.....1945

PORTSMOUTH (1)
Freddie Jones.....FS.....1983

WINCHESTER (1)
Aidan Marshall.....P.....2017-20-21

WOODBRIIDGE (2)
Karibi Dede.....S/LB.....2003-04-05-06
Danny Raines.....QB.....1991

WASHINGTON (1)

LACEY (1)
Lawyer Tillman.....RB.....2015

WEST VIRGINIA (2)

GRANT TOWN (1)
Frank Gatski.....C.....1945

TURTLE CREEK (1)
Harold Barker.....G.....1944

Team Captains

1892	Frank Lupton	1950	Jim McGowen	1985	Lewis Colbert	2004	Ronnie Brown
1893	Tom Daniels	1951	Ed Baker		Harold Hallman		Jason Campbell
	R.T. Dorsey	1952	Lee Hayley		Bo Jackson		Bret Eddins
1894	J.V. Brown	1953	Vince Dooley		Pat Washington		Carlos Rogers
1895	W.R. Shafer	1954	Jimmy Long		Gerald Williams		Carnell Williams
1896	W.R. Tichenor	1955	Bob Scarbrough	1986	Tommie Agee	2005	Ben Obomanu
1897	W.B. Stokes	1956	Jerry Elliott		Chip Powell		Marcus McNeill
1898	G.N. Mitcham	1957	Tim Baker		Tom Powell		T.J. Jackson
1899	A.H. Feagin		Jimmy "Red" Phillips		Ben Tamburello		Travis Williams
1900	D.S. Martin	1958	Lloyd Nix	1987	Aundray Bruce	2006	Karibi Dede
1901	Henry S. Park		Tommy Lorino		Jeff Burger		Ben Grubbs
1902	H.A. Allison	1959	Jackie Burkett		Kurt Crain		Will Herring
1903	J.P. Paterson	1960	Ken Rice		Stacy Searels		Courtney Taylor
1904	R.S. Reynolds	1961	John McGeever	1988	Rodney Garner	2007	Cole Bennett
1905	Pete Lacey		Don Machen		Tracy Rocker		Brandon Cox
1906	W.C. Whitner	1962	None		Benji Roland		Patrick Lee
1907	D.E. Wilkinson	1963	Howard Simpson		Brian Shulman		Josh Thompson
1908	Tom McClure		George Rose		Lawyer Tillman	2008	Tyronne Green
1909	W. Reynold	1964	Tucker Frederickson	1989	John Hudson		Jerraud Powers
1910	John Davis	1965	Game Captains		Win Lyle	2009	Antonio Coleman
1911	M.S. Bonner	1966	Gusty Yearout		Craig Ogletree		Chris Todd
1912	J.P. Major		Tom Bryan		Quentin Riggins	2010	Kodi Burns
1913	Kirk Newell	1967	Gusty Yearout		Reggie Slack		Josh Bynes
1914	H.W. Robinson	1968	Loran Carter	1990	James Joseph		Zac Etheridge
1915	Bedie Bidez	1969	Mike Kolen		David Rocker		Lee Ziemba
1916	Lucy Hairston	1970	Ronnie Ross		Lamar Rogers	2011	Game Captains
1917	C. Robinson	1971	Pat Sullivan		Greg Taylor	2012	Daren Bates
1918	Ike Rogers	1972	Mike Neel	1991	Corey Barlow		T'Sharvan Bell
1919	Pete Bonner		Mac Lorendo		Teapot Brown		Emory Blake
1920	E. Sizemore	1973	Benny Sivley		Darrel Crawford		Philip Lutzenkirchen
1921	N.W. Caton		Steve Taylor		Chris Jones		Onterio McCaleb
1922	J.B. Shirey	1974	Mike Fuller		Bob Meeks	2013	Chris Davis
1923	Rip Reagan		Lee Gross		Chad Muilenburg		Reese Dismukes
1924	Fatty Lawrence	1975	Liston Eddins	1992	Karekin Cunningham	2014	Reese Dismukes
1925	M. Harkins		Ed Butler		Bennie Pierce		Gabe Wright
1926	Paul S. Turner	1976	Phil Gargis		Fred Baxter	2015	Jonathan Wallace
1927	W.W. Paterson		Jeff McCollum		Chris Gray		Justin Garrett
1928	H.J. Carter	1977	Lynn Johnson		Doug Bell	2016	Montravius Adams
1929	H.J. Long		Rick Freeman	1993	Stan White		Marcus Davis
1930	D. Harkins	1978	William Andrews		Randy Hart		Alex Kozan
1931	J.D. Bush		Donnie Givens		Scott Etheridge		Carl Lawson
	C. Davidson	1979	Charlie Trotman	1994	Frank Sanders	2017	Austin Golson
1932	J. Hitchcock		Harris Rabren		Mike Pelton		Braden Smith
1933	R. Williams	1980	James Brooks		Joe Frazier		Tre' Williams
1934	Mike Welch		Clifford Toney	1995	Game Captains	2018	Dashaun Davis
1935	Mutt Morris	1981	Edmund Nelson		Game Captains		Ryan Davis
1936	Walt Gilbert		Keith Uecker	1996	Game Captains		Jarrett Stidham
1937	Lester Antley	1982	Dennis Collier		Game Captains	2019	Derrick Brown
1938	Bo Russell		Mike Edwards	1997	Game Captains		Marlon Davidson
1939	Milton Howell		Bob Harris	1998	Game Captains		Jeremiah Dinson
1940	Dick McGowen		Bishop Reeves	1999	Game Captains		Daniel Thomas
1941	L. Cheatham	1983	Dowe Aughtman	2000	Cole Cubelic	2020	K.J. Britt
1942	Vic Costellos		Randy Campbell		Ben Leard		Big Kat Bryant
1944	C. Kuykendall		Donnie Humphrey	2001	Alex Lincoln		Bo Nix
	T. Warrington		Lionel James		Colin Sears		Shaun Shivers
1945	C. Kuykendall	1984	Gregg Carr	2002	Kendall Simmons	2021	Chandler Wooten
1946	Jim Pharr		Ed Graham		James Callier		Owen Pappoe
	S. McClurkin		Mike Mann		Mark Brown	2022	Derick Hall
1947	Harold Lannom		Ben Thomas		Ben Nowland		Owen Pappoe
1948	Russell Inman			2003	Travaris Robinson		John Samuel Shenker
1949	Ralph Pyburn				Karlos Dansby		
					Jeris McIntyre		
					Dontarrius Thomas		

All-Time Coaching Records

Auburn All-Time Coaches' Records

Coach	Years	Tenure	Record	Pct.
Dr. George Petrie	1	1892	2-2	.500
G.H. Harvey	1	1893	2-0-2	.750
D.M. Balliet	1	1893	1-0	1.000
F.M. Hall	1	1894	1-3	.250
John Heisman	5	1895-99	12-4-2	.722
Billy Watkins	2	1900-01	6-3-1	.650
R.S. Kent	1	1902	2-2-1	.500
Mike Harvey	1	1902	0-2	.000
Billy Bates	1	1903	4-3	.571
Mike Donahue	18	1904-06, '08-22	99-35-5	.730
W.S. Kienholz	1	1907	6-2-1	.722
Boozer Pitts	3	1923-24, '27	7-11-6	.417
Dave Morey	3	1925-27	10-10-1	.500
George Bohler	2	1928-29	3-11	.214
John Floyd	1	1929	0-4	.000
Chet Wynne	4	1930-33	22-15-2	.591
Jack Meagher	9	1934-42	48-37-10	.558
Carl Voyles	4	1944-47	15-22	.405
Earl Brown	3	1948-50	3-22-4	.172
Ralph Jordan	25	1951-75	176-83-6	.675
Doug Barfield	5	1976-80	29-25-1	.536
Pat Dye	12	1981-92	99-39-4	.711
Terry Bowden	6	1993-98	47-17-1	.731
Bill Oliver	*1	1998	2-3	.400
Tommy Tuberville	10	1999-2008	85-40	.680
Gene Chizik	4	2009-12	33-19	.635
Gus Malzahn	8	2013-20	68-35	.660
Kevin Steele^	1	2020	0-1	.000
Bryan Harsin	2	2021-22	9-12	.429
Carnell Williams	#1	2022	2-2	.500

*Bill Oliver coached the final five games of 1998 season after Terry Bowden resigned.

^Kevin Steele served as head coach for the 2020 Vrbo Citrus Bowl after Gus Malzahn was dismissed.

#Carnell Williams coached the final four games of 2022 after Bryan Harsin was dismissed.

Auburn All-Time Coaching Leaders (BY VICTORIES)

Coach	Years	Tenure	Record	Pct.
1. Ralph Jordan	25	1951-75	176-83-6	.675
2. Mike Donahue	18	1904-06, '08-22	99-35-5	.730
Pat Dye	12	1981-92	99-39-4	.711
4. Tommy Tuberville	10	1999-2008	85-40	.680
5. Gus Malzahn	8	2013-20	68-35	.660
6. Jack Meagher	9	1934-42	48-37-10	.558
7. Terry Bowden	6	1993-98	47-17-1	.731
8. Gene Chizik	4	2009-12	33-19	.635
9. Doug Barfield	5	1976-80	29-25-1	.536
10. Chet Wynne	4	1930-33	22-15-2	.591
11. Carl Voyles	4	1944-47	15-22	.405
12. John Heisman	5	1895-99	12-4-2	.722
13. Dave Morey	3	1925-27	10-10-1	.500
14. Bryan Harsin	2	2021-22	9-12	.429
15. Boozer Pitts	3	1923-24, '27	7-11-6	.417
16. W.S. Kienholz	1	1907	6-2-1	.722
Billy Watkins	2	1900-01	6-3-1	.650
18. Billy Bates	1	1903	4-3	.571
19. George Bohler	2	1928-29	3-11	.214
Earl Brown	3	1948-50	3-22-4	.172
21. G.H. Harvey	1	1893	2-0-2	.750
Dr. George Petrie	1	1892	2-2	.500
R.S. Kent	1	1902	2-2-1	.500
Bill Oliver	1	1998	2-3	.400
Carnell Williams	1	2022	2-2	.500
26. D.M. Balliet	1	1893	1-0	1.000
F.M. Hall	1	1894	1-3	.250
28. Mike Harvey	1	1902	0-2	.000
John Floyd	1	1929	0-4	.000
Kevin Steele	1	2020	0-1	.000

Auburn All-Time Coaching Leaders (BY WINNING PERCENTAGE)

Coach	Years	Tenure	Record	Pct.
1. D.M. Balliet	1	1893	1-0	1.000
2. G.H. Harvey	1	1893	2-0-2	.750
3. Terry Bowden	6	1993-98	47-17-1	.731
4. Mike Donahue	18	1904-06, '08-22	99-35-5	.730
5. John Heisman	5	1895-99	12-4-2	.722
W.S. Kienholz	1	1907	6-2-1	.722
7. Pat Dye	12	1981-92	99-39-4	.711
8. Tommy Tuberville	10	1999-2008	85-40	.680
9. Ralph Jordan	25	1951-75	176-83-6	.675
10. Gus Malzahn	8	2013-20	68-35	.660
11. Billy Watkins	2	1900-01	6-3-1	.650
12. Gene Chizik	4	2009-12	33-19	.635
13. Chet Wynne	4	1930-33	22-15-2	.591
14. Billy Bates	1	1903	4-3	.571
15. Jack Meagher	9	1934-42	48-37-10	.558
16. Doug Barfield	5	1976-80	29-25-1	.536
17. Dave Morey	3	1925-27	10-10-1	.500
Dr. George Petrie	1	1892	2-2	.500
R.S. Kent	1	1902	2-2-1	.500
Carnell Williams	1	2022	2-2	.500
21. Bryan Harsin	2	2021-22	9-12	.429
22. Boozer Pitts	3	1923-24, '27	7-11-6	.417
23. Carl Voyles	4	1944-47	15-22	.405
24. Bill Oliver	1	1998	2-3	.400
25. F.M. Hall	1	1894	1-3	.250
26. George Bohler	2	1928-29	3-11	.214
27. Earl Brown	3	1948-50	3-22-4	.172
28. Mike Harvey	1	1902	0-2	.000
John Floyd	1	1929	0-4	.000
Kevin Steele	1	2020	0-1	.000

All-Time Assistant Coaches

Aigamaua, Ben, 2023

Aldridge, Josh, 2023

Alley, E.H. "Herc," 1944-47

Allison, Rodney, 1993-98

Atkins, George, 1956-71

Atkinson, Professor, 1892

Barfield, Doug, 1972-75

Baskin, Weems, 1930

Bedell, Brad, 2021-22

Bellantoni, Roc, 2022

Blakeney, Larry, 1977-90

Beck, Dave, 1974-79

Beightol, Larry, 1976

Bernard, Charles, 1948-50

Bernardi, Joe, 2022

Bicknell, Jack Jr., 2020

Bidez, Biddie, 1919

Bobo, Mike, 2021

Borges, Al, 2004-07

Boulware, Jay, 2009-12

Bowden, Tommy, 1980, 1990-96

Bradberry, Buck, 1955-65

Brown, Greg, 2017-18

Brumbaugh, Jimmy, 2022

Burns, Jack, 1979-80

Burns, Kodi, 2016-20

Callaway, Neil, 1981-92

Campbell, Randy, 1992

Cannon, Jack, 1933

Casey, Bud, 1981-92

Chambless, Boots, 1934-46

Chizik, Gene, 2002-04

Christian, Tim, 1969-80

Connally, Joe, 1951-75

Craig, Dameyune, 2013-15

Crain, Kurt, 1993-95

Crowe, Jack, 1982-85

Daniel, James, 1981-92

Darrow, George, 1946-47

Davis, Marcus, 2023

Davis, Paul, 1967-80, 1987-90

Dennis, Steve, 1985-92

Denson, J.V., 1907

Dillingham, Kenny, 2019

Donahue, M.J., 1907

Dooley, Vince, 1956-63

Dunn, Don, 1999-08

Dupree, Sterling, 1936

Eason, Nick, 2021

Eaves, Joel, 1949-63

Edmondson, Larry, 1997-98

Elliot, Jerry, 1962-66

Ensminger, Steve, 2003-08

Etheridge, Zac, 2021-23

Fisher, Jimbo, 1993-98

Floyd, John "Red," 1929

Fountain, Scott, 2013-16

Franklin, Tony, 2008

Freeman, Bobby, 1964-73

Friend, Will, 2021-22

Garner, Rodney, 1993-95; 2013-20

Garrett, Jeremy, 2023

Gaum, C.G., 1908-12

Gibbs, Alex, 1979-80

Gibbs, David, 2005

Gran, Eddie, 1999-08

Grant, Porter, 1933-35

Greer, Steve, 1972-78

Grimes, J.B., 2013-15; 2018-19

Grimes, Jeff, 2009-12

Guy, Al, 1979

Hall, Wayne, 1981-95

Hand, Herb, 2016-17

Harbison, Charlie, 2013-14

Harkins, C.D. "Red," 1931-35

Hartline, Mike, 2022

Harvey, Mike, 1893-1902

Hayley, Lee, 1963-66

Herring, Hal, 1953-65

Herring, Reggie, 1987-91

Hewlett, McCoy, 1949-50

Hilliard, Ike, 2022

Hilyer, Jim, 1968-73

Hines, Jack, 1993-98

Hitchcock, Jimmy, 1933-46

Hobbs, Homer, 1951

Hollis, Joe, 1979

Horton, Tim, 2013-18

Hutsell, Wilbur, 1933

James, Lionel, 1996-97

Jenkins, Pete, 1996-98

Johnson, Ellis, 2013-14

Jones, Tom, 1966-71

Jordan, Ralph, 1933-45

Kiesau, Eric, 2021-22

Kiley, Roger, 1930-33

Kinard, Billy, 1961-63

King, Jim, 1977-78

Knox, Greg, 1999-08

Lashlee, Rhett, 2013-16

Lee, 1928

Levine, Dutch, 1908

Lindsey, Chip, 2017-18

Loeffler, Scot, 2012

Lolley, Phillip, 2000-03; 2009-11

Lorendo, Gene, 1951-75

Louiselle, W.C., 1916

Lovett, John, 1999-01

Luper, Curtis, 2009-12

Malzahn, Gus, 2009-11

Marshall, Walter, 1948-50

Mason, Derek, 2021

Mazzone, Noel, 1999-01

McAllister, Sam, 1930-33

McCollum, Buddy, 1934-46

McFaden, Earl "Bull," 1930-33

McGowen, Dick, 1948-64

McGriff, Wesley, 2016; 2019-20; 2023

Mitchell, Sam, 1966-73

Montgomery, Philip, 2023

Morgan, Del, 1934-40

Morris, Chad, 2020

Morris, Pap, 1972-75

Moulton, Edward "Slick," 1928

Murphy, John, 1948-50

Muschamp, Will, 2006-07; 2015

Nall, Hugh, 1999-08

Neel, Mike, 1974-76

Newell, Kirk, 1916

Nix, Buddy, 1976-80

Oliver, Bill, 1966-70, 1996-98

Orgel, Frank, 1981-85

Pannunzio, Joe, 1999

Papke, Mike, 1930-33

Pelton, Mike, 2011-12

Penton, G.W., 1913-1915

Petrino, Bob, 2002

Pitts, J.E. "Boozer," 1919-22; 1925-27

Pogue, Al, 2020

Porter, Larry, 2017-20

Pray, 1913

Price, Terry, 1999-08

Propst, Shorty, 1944-47

Purvis, Chuck, 1945

Raye, Tommy, 1992

Rhoads, Paul, 2008

Roberts, J.D., 1961

Roberts, Ron, 2023

Robinson, Christian, 2022

Robinson, Travaris, 2015

Rocker, Tracy, 2009-10

Roof, Ted, 2009-11

Rose, George, 1972-75

Russell, Erk, 1958-62

Saia, Claude, 1964-75

Schmedding, Jeff, 2021-22

Senn, C.L. "Shot," 1947-64

Shealy, Dal, 1977-78

Simmons, Kendall, 2022

Slaten, Ralph, 1948-50

Smith, Melvin, 2013-14

Spinks, Buck, 1925-27

Steele, Kevin, 2016-20

Streit, Bill, 1911

Sullins, S.E., 1979-80

Sullivan, Pat, 1986-91

Taylor, Trooper, 2009-12

Thigpen, Tommy, 2009-12

Thompson, Lance, 2015

Thornton, Jake, 2023

Tichenor, Isaac, 1917-1919

Ticknor, R., 1916

Tolbert, Tyke, 1998

Trickett, Rick, 1993-98

Umbach, Arnold "Swede," 1944-47

Underwood, P.W., 1976-80

VanGorder, Brian, 2012

Wallace, Bobby, 1981-84

Waller, Charlie, 1951-54

Watts, Bert, 2021

Werner, "Pop," 1946

Whitt, Joe, 1981-2005

Wigham, Byrd, 1967-68

Williams, Carnell, 2019-23

Williams, Cornelius, 2021

Williams, Travis, 2016-20

Williamson, John, 1949

Willis, James, 2006-08

Wilson, Bob, 1923

Woodson, Marcus, 2018-19

Wright, E.A., 1907

Young, Frank, 1971, 1974-90

1971 Heisman Trophy

Pat Sullivan

QB • 6-0 • 190 • 3L • Birmingham, Ala.



SULLIVAN'S 1971 Game-by-Game Statistics

	Rushing			Passing				Total Offense	Avg. Gain Per Play	
	Att.	Yds.	TD	Att.	Comp.	INT	Yds.			TD
UT-CHATTANOOGA.....	3	-4	0	16	13	0	132	2	128	6.7
at Tennessee	5	0	0	31	14	0	154	0	154	4.2
KENTUCKY.....	3	12	0	25	16	2	253	2	265	9.4
SOUTHERN MISSISSIPPI	6	9	0	39	23	1	238	3	247	5.5
at Georgia Tech	3	-12	0	34	25	1	281	3	269	7.2
CLEMSON	5	26	0	31	15	3	204	1	230	6.4
FLORIDA	11	38	2	30	15	1	241	2	279	6.8
MISSISSIPPI STATE.....	4	25	0	24	13	1	140	3	165	5.7
at Georgia	6	-8	0	24	14	0	248	4	240	8.0
Alabama (B'ham)	1	-2	0	27	14	2	121	0	119	4.2
1971 Totals	47	84	2	281	162	11	2012	20	2096	6.3

SULLIVAN'S Career Highlights

- Two-time All-American (1970-71)
- Led NCAA with 2,856 yards of total offense in 1970
- Led Auburn to three bowl games
- Threw for 351 yards in Gator Bowl win over Ole Miss
- Accounted for 71 TDs in three years (53 pass/18 rush)
- Twice named SEC Player of the Year (1970-71)

SULLIVAN'S Career Passing Statistics

Year	G	Att.	Comp.	Yds.	Int.	TD
1969	10	257	123	1686	16	16
1970	10	281	167	2586	12	17
1971	10	281	162	2012	11	20
Totals	30	819	452	6284	39	53

SULLIVAN'S Career Rushing Statistics

Year	G	Att.	Yds.	Avg.	TD
1969	10	56	205	3.6	7
1970	10	52	270	5.1	9
1971	10	47	84	1.8	2
Totals	30	155	559	3.6	18

1985 Heisman Trophy

Bo Jackson

RB • 6-1 • 222 • 4L • Bessemer, Ala.



JACKSON'S 1985 Game-by-Game Statistics

	ATT	YDS	AVG	TD	LG	1st DOWN RUNS	OVER 10 YARDS	TD RUNS
SOUTHWESTERN LOUISIANA	23	290	12.6	4	76	10	6	7, 47, 76, 12
SOUTHERN MISSISSIPPI	30	205	6.8	2	34	9	4	2, 2
at Tennessee*	17	80	4.7	0	17	2	3	---
OLE MISS	38	240	6.3	2	25	16	9	3, 3
FLORIDA STATE	30	176	5.9	2	53	9	3	54, 35
at Georgia Tech	32	242	7.6	1	76	9	5	76
MISSISSIPPI STATE	28	169	6.0	2	40	9	5	22, 4
FLORIDA**	16	48	3.0	0	12	3	1	---
EAST CAROLINA	14	73	5.2	0	16	6	2	---
at Georgia	19	121	6.4	2	67	4	2	67, 6
Alabama (B'ham)	31	142	4.6	2	20	4	2	7, 1
1985 TOTALS	278	1786	6.4	17	76	81	42	---

*Injured in third quarter **Injured in second quarter

JACKSON'S Career Rushing Statistics

Year	G	Att.	Yds.	Avg.	TD	LG	Avg./Game
1982	11	127	829	6.5	9	53	75.4
1983	11	158	1213	7.7	12	80	110.3
1984	6	87	475	5.5	5	53	79.2
1985	11	278	1786	6.4	17	76	162.4
Totals	39	650	4303	6.6	43	80	113.2

JACKSON'S Career Receiving Statistics

Year	No.	Yds.	Avg.	TD	LP
1982	5	64	12.8	0	43
1983	13	73	5.6	2	44
1984	4	62	15.5	0	21
1985	4	73	18.3	0	29
Totals	26	272	10.5	2	44



JACKSON'S Career Baseball Statistics

Year	G	AB	R	H	Avg.	HR	RBI	SB
1983	26	68	14	19	.279	4	13	5
1985	42	147	55	59	.401	17	43	9
1986	21	69	21	17	.246	7	14	5
Totals	89	284	90	95	.335	28	70	19

2010 Heisman Trophy

Cam Newton

QB • 6-5 • 250 • 1L • College Park, Ga.



NEWTON'S 2010 Game-by-Game Statistics

	Rushing			Passing					Total	Avg. Gain
	Att.	Yds.	TD	Att.	Comp.	INT	Yds.	TD	Offense	Per Play
ARKANSAS STATE	15	171	2	14	9	0	186	3	357	12.3
at Mississippi State	18	70	0	19	11	1	136	2	228	6.0
CLEMSON	17	68	0	14	7	2	203	2	272	8.8
SOUTH CAROLINA	25	176	3	25	16	0	158	2	334	6.7
ULM	1	-11	0	19	14	1	245	3	234	11.7
at Kentucky	28	198	4	21	13	1	210	0	408	8.3
ARKANSAS	25	188	3	14	10	0	140	1	328	8.4
LSU	28	217	2	16	10	0	86	0	303	6.9
at Ole Miss	11	45	0	24	18	0	209	2	274	7.6
CHATTANOOGA	8	24	1	21	15	0	317	4	341	11.8
GEORGIA	30	151	2	15	12	1	148	2	299	6.6
at Alabama	22	39	1	20	13	0	216	3	255	6.1
South Carolina (SEC Champ)	14	73	2	28	17	0	335	4	408	9.7
Oregon (BCS Championship)	22	64	0	34	20	1	265	2	329	5.9
2010 Totals	264	1473	20	280	185	7	2854	30	4327	8.0


NEWTON'S Career Highlights

- Won the Heisman Trophy and became Auburn's first Maxwell and Davey O'Brien Award winners; was also named Walter Camp National Player of the Year
- A consensus All-American and SEC Player of the Year
- Named Offensive MVP of SEC Championship Game
- Became third player in NCAA FBS history to total 20 rushing touchdowns and 20 passing touchdowns in a season
- Was the ninth different player in NCAA history to reach totals of 2,000 yards passing and 1,000 yards rushing
- Led the SEC and was 9th in NCAA in total offense (309.1 ypg)
- Set the Auburn and SEC records for passing efficiency (182.05) and rushing yards by a quarterback (1,586)
- His 4,370 yards of total offense is an Auburn record
- Scored 126 points on the season, setting a new Auburn single-season record

1958 Outland Trophy

Zeke Smith

G • 6-2 • 215 • 3L • Uniontown, Ala.



Individual Defensive Statistics were not recorded in Zeke Smith's playing days. Here is his bio from the 1959 Auburn Football Media Guide, the season after he won the Outland Trophy:

ROGER DUANE (Zeke) SMITH—22—6-2—215—Sr.—Uniontown, Ala. ... Won Outland Award in 1958 as nation's most outstanding lineman ... Greatest guard in history of Auburn ... All-SEC and All-America in 1958 by unanimous choice ... Considered best line-backing guard in Dixie ... Selected to first-string All-America on following teams: *Look Magazine*, *Associated Press*, NEA, FWAA, *Football Digest*, *Time Magazine*, *Sports Illustrated*, *Chicago Tribune*, *Coach and Athlete* ... All-SEC on *Associated Press* and *United Press International* and SEC Lineman of the Year choice of Atlanta Touchdown Club and Birmingham Quarterback Club ... Lineman of the Week by the *Associated Press* for his play against Tennessee in 1958 season opener ... Led a Tiger defense which allowed the Vols no first downs and minus-33 yards total offense for the afternoon ... Third-string frosh center who was held out as a sophomore ... Came to Auburn as a slow-footed runner but worked hard to obtain powerful muscles and agility ... Has tremendous quickness, speed and power ... Plays left guard on offense but becomes middle linebacker on a five-man line, which Auburn uses 70 percent of the time ... Voted "Best Offensive Guard in SEC" by conference coaches in 1958 ... Speed and quickness make him a natural on pulling and blocking ends (Auburn guards pull on about 80 percent of all plays) ... Drafted by Baltimore Colts following 1958 season as fourth draft pick despite having another year of eligibility ... Turned down \$15,000 to sign with Canadian League team because, as he said: "Auburn took me when no one else wanted me. I'm where I am today because of Coach Ralph Jordan and Auburn, and I believe I owe Auburn more than I could ever give" ... Education major.

OTHER CHARACTERISTICS OF ZEKE SMITH—Handsome blond with blue eyes ... Born on Sept. 29, 1936, at Walker Springs, Ala. ... Moved to Uniontown (Pop. 2,000) when he was six years old ... Unheralded as a high school fullback, he was not approached by another college ... Nicknamed "Zeke" by high school coach who said he ran like Zeke Bratkowski (Georgia's famed "Brat" averaged losing 200 yards rushing each year) ... First-string Scholastic All-America by the Peoples Encyclopedia Company ... Called, along with Lou Michaels of Kentucky, "The Greatest Lineman in the SEC in the past 10 years," by Georgia Tech's Bobby Dodd ... Will be always remembered by football writers who attended the *Look Magazine* party in New York for accepting the OUTLAND AWARD by saying, "Thank you gentlemen for this HEISMAN TROPHY ... I mean OUTLAND AWARD." Smith did this twice within 30 seconds ... Spent this past summer as assistant sergeant-at-arms in Alabama Senate ... Pre-season All-SEC and All-America ... Married this summer.

1988 Outland and Lombardi Trophy

Tracy Rucker

DT • 6-3 • 278 • 4L • Atlanta, Ga.



ROCKER'S 1988 Game-by-Game Statistics

	Solo	Asst.	Total	Sack-Yds.	TL-Yds.	FF	FR	PBU	CI	INT
KENTUCKY	0	2	2	0-0	0-0	1	0	1	0	0
KANSAS	0	0	0	0-0	0-0	0	0	0	0	0
TENNESSEE	5	9	14	2-10	1-7	1	0	0	0	0
NORTH CAROLINA	3	3	6	0-0	1-1	0	0	1	0	0
at LSU	4	6	10	0-0	1-4	0	0	1	0	0
AKRON	7	4	11	0-0	2-7	0	0	0	0	0
MISSISSIPPI STATE	7	3	10	0-0	2-7	0	0	0	0	0
at Florida	10	6	16	0-0	3-7	1	0	0	0	0
SOUTHERN MISSISSIPPI	7	1	8	2-7	1-2	1	0	0	0	0
GEORGIA	7	4	11	0-0	1-1	0	0	1	0	0
Alabama (B'ham)	7	5	12	1-8	1-2	0	0	0	0	0
1988 TOTALS	57	43	100	5-25	13-38	4	0	4	0	0

ROCKER'S Career Highlights

- First SEC Player to win both the Outland and Lombardi
- Two-time All-America (1987-88)
- Three-time All-SEC (1986-87-88)
- Made 48 career tackles behind the line of scrimmage
- Helped Auburn win a pair of SEC titles (1987-88)
- Led SEC down linemen in tackles as a freshman

ROCKER'S Career Defensive Statistics


Year	Solo	Asst.	Total	Sack-Yds.	TL-Yds.	FF	FR	PBU	INT
1985	52	41	93	6-43	5-9	0	0	1	0
1986	46	40	86	7-58	4-8	1	0	4	0
1987	44	31	75	3-20	5-10	3	1	2	0
1988	57	43	100	5-25	13-38	3	0	4	0
Totals	199	155	354	21-146	27-65	7	1	11	0

2010 Lombardi Award



Nick Fairley

DT • 6-5 • 298 • 2L • Mobile, Ala.



FAIRLEY'S 2010 Game-by-Game Statistics

	Solo	Asst.	Total	Sack-Yds.	TL-Yds.	FF	FR	PBU	CI	INT
ARKANSAS STATE	1	3	4	1.5-8	1.5-8	0	1	0	0	0
at Mississippi State	3	2	5	1.5-6	2.5-10	0	0	0	0	1
CLEMSON	4	3	7	1.0-8	3.0-10	0	0	0	0	0
SOUTH CAROLINA	1	1	2	0.0-0	1.5-2	0	0	0	0	0
LOUISIANA-MONROE	3	1	4	1.0-8	3.0-16	0	0	0	0	0
at Kentucky	3	0	3	0.0-0	1.0-3	0	0	0	0	0
ARKANSAS	5	3	8	0.0-0	1.0-2	0	0	0	0	0
LSU	4	2	6	2.5-20	3.5-23	0	0	0	0	0
at Ole Miss	1	3	4	0.0-0	1.0-1	0	0	0	0	0
CHATTANOOGA	0	0	0	0.0-0	0.0-0	0	0	0	0	0
GEORGIA	2	2	4	0.0-0	0.0-0	0	0	0	0	0
at Alabama	3	1	4	2.0-15	2.0-15	1	1	0	0	0
South Carolina (SEC)	1	3	4	1.0-2	1.0-2	0	0	0	0	0
Oregon (BCS)	5	0	5	1.0-7	3.0-14	1	0	0	0	0
2010 TOTALS	36	24	60	11.5-74	24.0-106	2	2	0	0	1

FAIRLEY'S Career Highlights

- Second Auburn player to win Lombardi Trophy
- Set AU single-season record for tackles for loss (24.0) and sacks (11.5) in 2010
- Consensus All-American in 2010
- 2010 Associated Press SEC Defensive Player of the Year
- Helped Auburn to 2010 SEC and BCS titles.
- Defensive MVP of BCS National Championship game.


FAIRLEY'S Career Defensive Statistics

Year	Solo	Asst.	Total	Sack-Yds.	TL-Yds.	FF	FR	PBU	INT
2009	14	14	28	1.5-15	3.5-20	0	1	0	0
2010	36	24	60	11.5-74	24.0-106	2	2	0	1
Totals	50	38	88	13.0-89	27.5-126	2	3	0	1

2004 Jim Thorpe Trophy

Carlos Rogers

CB • 6-1 • 194 • 4L • Augusta, Ga.



ROGERS' 2004 Game-by-Game Statistics

	Solo	Asst.	Total	Sack-Yds.	TL-Yds.	FF	FR	PBU	INT
LOUISIANA-MONROE.....	3	1	4	0.0-0	1-1	0	0	0	0
at Mississippi State.....	1	0	1	0.0-0	0-0	0	0	0	0
LSU.....	5	0	5	0.0-0	0-0	0	0	1	0
THE CITADEL.....	0	0	0	0.0-0	0-0	0	0	0	0
at Tennessee.....	3	1	4	0.0-0	0-0	0	0	1	0
LOUISIANA TECH.....	1	2	3	0.0-0	0-0	0	0	0	1
ARKANSAS.....	5	0	5	0.0-0	1-4	0	0	1	0
KENTUCKY.....	3	1	4	0.0-0	1-3	0	0	0	0
at Ole Miss.....	5	0	5	0.0-0	0-0	0	0	2	0
GEORGIA.....	5	3	8	0.5-3	2-6	0	0	2	1
at Alabama.....	0	1	1	0.0-0	0-0	0	0	1	0
vs. Tennessee.....	1	0	1	0.0-0	0-0	0	0	2	0
vs. Virginia Tech.....	5	1	6	0.0-0	0-0	0	0	0	0
2004 TOTALS.....	37	10	47	0.5-3	5-14	0	0	10	2

ROGERS' Career Highlights

- Consensus All-American in 2004
- Named to the 2004 Coaches' All-SEC First-Team and *Associated Press* All-SEC First-Team
- Named to the 2001 Freshman All-SEC Team
- Named to the 2001 *The Sporting News* Freshman All-America Second-Team


ROGERS' Career Defensive Statistics

Year	Solo	Asst.	Total	Sack-Yds.	TL-Yds.	FF	FR	PBU	INT
2001	46	12	58	0.0-0	0-0	0	1	12	0
2002	34	14	48	0.0-0	2-2	0	0	9	4
2003	17	12	29	0.0-0	1-1	0	1	9	1
2004	37	10	47	0.5-3	5-14	0	0	10	2
Totals	134	48	182	0.5-3	8-17	0	2	40	7

2014 Rimington Trophy

Reese Dismukes

C • 6-3 • 295 • 4L • Spanish Fort, Ala.



2014 | Rimington Trophy winner ... Outland Trophy finalist ... first team all-SEC (coaches, AP) ... consensus first team All-America (CBSSports.com, Walter Camp, Scout, ESPN, FWAA, AP) ... Rotary Lombardi Award semifinalist ... started all of his 50 career games, most among current SEC linemen ... second most starts in Auburn history ... game captain: Arkansas, San José State, Kansas State, Louisiana Tech, LSU, Mississippi State, South Carolina, Ole Miss, Texas A&M, Georgia, Samford, Alabama, Wisconsin ... Senior CLASS Award semifinalist ... preseason first team All-America ... Phil Steele, CBSSports.com mid-season All-America ... Phil Steele mid-season all-SEC team ... accepted invitation to Reese's Senior Bowl ... NFL Combine ... represented Auburn at SEC Media Days

2013 | Third-year starter at center ... Rimington Trophy finalist ... Sporting News third team All-American ... first team All-SEC center ... 37 career starts ... 124 knockdowns and graded more than 90% for season ... SEC offensive lineman of the week (Georgia) ... preseason second team all-SEC (SEC coaches, SEC media) ... Phil Steele midseason 3rd team all-SEC... game captain every game ... SEC Academic Honor Roll ... Ken Rice Award as Auburn's best blocking lineman

2012 | Second-year starting center ... 23 career starts ... missed the Clemson game ... returned to starting lineup at Mississippi State ... injury kept him out of Ole Miss game ... Rimington Trophy watch list ... preseason all-SEC 2nd team (SEC media, Birmingham News)

2011 | SEC Coaches' All-Freshman Team ... CBS Sports Freshman All-American ... started all 13 games at center ... first true freshman to start at center for Auburn since Ryan Pugh in 2007... one of two Auburn offensive players to start every game and the only to start all 13 at the same position ... part of an offensive line that paved the way Auburn ground game to finish fourth in SEC in rushing ... also helped lead the way for running back Michael Dyer to rush for the second-highest total in the SEC ... started at center in his first collegiate game against Utah State

DISMUKES' Career Highlights

- First Auburn player to win Rimington Trophy
- Consensus All-American in 2014
- Two-time first team All-SEC selection
- Led Auburn to 2013 SEC championship and BCS title game.

2019 Lott IMPACT Trophy

Derrick Brown

DT • 6-5 • 318 • 4L • Sugar Hill, Ga.



BROWN'S 2019 Game-by-Game Statistics

	Solo	Asst.	Total	Sack-Yds.	TL-Yds.	FF	FR	PBU	QBH
vs. Oregon	2	1	3	0.0-0	0.0-0	0	0	0	0
TULANE	3	1	4	0.0-0	1.0-3	0	0	0	0
KENT STATE	0	0	0	0.0-0	0.0-0	0	0	1	0
at Texas A&M	3	1	4	2.0-11	3.0-16	1	0	2	0
MISSISSIPPI STATE	1	1	2	0.0-0	0.0-0	0	0	0	1
at Florida	3	2	5	1.0-9	1.0-9	1	2	0	0
at Arkansas	3	2	5	0.0-0	0.0-0	0	0	0	0
at LSU	5	2	7	1.0-9	2.0-10	0	0	0	0
OLE MISS	5	2	7	0.0-0	1.0-4	0	0	0	0
GEORGIA	3	3	6	0.0-0	1.0-2	0	0	1	0
SAMFORD	0	0	0	0.0-0	0.0-0	0	0	0	0
ALABAMA	5	2	7	0.0-0	3.5-5	0	0	0	1
vs. Minnesota	3	2	5	0.0-0	0.0-0	0	0	0	0
2019 TOTALS	34	22	56	4.0-29	12.5-49	2	2	4	2

BROWN'S Career Highlights

- Unanimous consensus All-American in 2019
- Winner of Lott IMPACT Trophy and Senior CLASS Award; Outland, Nagurski and Bednarik finalist
- 2019 SEC Defensive Player of Year and first team all-SEC
- 2019 ASWA Alabama state amateur athlete of the year
- 2018 second team all-SEC and Jason Witten Award finalist
- No. 7 overall pick in 2020 NFL Draft by Carolina Panthers

BROWN'S Career Defensive Statistics

Year	Solo	Asst.	Total	Sack-Yds.	TL-Yds.	FF	FR	PBU	QBH
2016	3	8	11	1.0-9	1.5-10	0	1	1	0
2017	28	28	56	3.5-16	9.0-26	2	0	1	3
2018	24	24	48	4.5-39	10.5-48	1	1	2	6
2019	34	22	56	4.0-29	12.5-49	2	2	4	2
Totals	89	82	171	15.0-93	33.5-129	5	4	8	11

Auburn All-Americans



JIMMY HITCHCOCK

The "Phantom of Union Springs," Jimmy Hitchcock became Auburn's first All-American in 1932. He was an offensive triple threat as a passer, runner and punter who led Auburn to the 1932 Southern Conference Championship. Against Tulane in 1932 Hitchcock returned an interception 60 yards for an Auburn touchdown and later returned an errant punt snap 63 yards for a second score. Duke head coach Wallace Wade said, "Hitchcock is the finest all-around back ever to play against any of my teams." Hitchcock also received All-America honors in baseball and played briefly in the Major Leagues after leaving Auburn.



WALTER GILBERT

Auburn's only three-time All-American, Walter Gilbert played center on the 1934, 1935 and 1936 teams. Known as one of the first "roving centers," he also excelled at linebacker. Then Auburn assistant Ralph Jordan described Gilbert "as possibly the greatest linebacker-center in the history of Southern football." Gilbert became a member of the National Football Foundation Hall of Fame in 1956. Since 1981, Auburn University has issued the Walter Gilbert Award to Auburn athletes who have distinguished themselves through achievements after graduating from Auburn.



MONK GAFFORD

With 1,414 career rushing yards, Gafford averaged 6.4 yards per carry and was named SEC Player of the Year by the Birmingham Quarterback Club in 1942. Coach Bernie Moore of LSU called Gafford "the best back the SEC had seen in the last 10 years." A great punter and fine defensive player, he will be best remembered for his performance in the 1942 Georgia game. Gafford had 119 yards on 21 carries and returned three punts for a total of 92 yards leading the Tigers to defeat the No. 1 Bulldogs, 27-13.




TEX WARRINGTON

As Auburn's second-ever center to receive All-America honors, Tex Warrington was known for his love of contact and ability to size up situations on the field. He was a determined and dedicated blocker as well as a talented linebacker. Warrington was named All-American by the NCAA Guide in 1944.




TRAVIS TIDWELL

As a freshman in 1946, Travis Tidwell led the nation in total offense with 1,715 yards. His 3,280 career offensive yards set and held the Auburn record for two decades. Tidwell was a leader on offense and defense. Chosen as a Williamson All-American, he was virtually single-handedly responsible for Auburn's 14-13 victory over Alabama in 1949. After his successful tenure at Auburn where he also lettered in baseball, Tidwell went on to play for the New York Giants in 1950 and 1951.




JIM PYBURN

During his sophomore year Jim Pyburn caught 25 passes for 379 yards and three touchdowns. One year later he had 28 receptions for 460 yards and two touchdowns. He once held the Auburn record for yards by a receiver in a season. Coach Ralph Jordan said, "We have a passing attack ... just throw the ball in Pyburn's direction." Pyburn was named All-American after his junior year and passed up his senior season to play professional baseball. After playing with the Baltimore Orioles, Pyburn returned to SEC football as an assistant coach at the University of Georgia.



JOE CHILDRESS


Joe Childress was a threat as both a fullback and a placekicker for the 1953-1955 squads. He led the team in rushing as a junior with 836 yards on 148 carries. His top game in his Auburn career came against fifth-ranked Miami in 1954 when he gained 164 yards on 29 carries as Auburn won 14-13. Childress was selected MVP in the 1954 and 1955 Gator Bowls and was also selected All-SEC in those years. Childress was named All-American by the Football Writers of America in 1955. After leaving Auburn, Childress played in the NFL for 10 years with the Chicago and St. Louis Cardinals.



FRANK D'AGOSTINO

A quick, powerful tackle and explosive blocker, Frank D'Agostino made four All-America teams as a tackle including the *Associated Press* team in 1953. He was known for his ability to block at the point of attack and was a talented downfield blocker. Regarded as one of the quickest tackles to ever play in the SEC, D'Agostino was a first-team All-SEC selection in 1953 and 1955. Following his tenure at Auburn, he returned home to Philadelphia and played briefly with the Philadelphia Eagles.

Auburn All-Americans




FOB JAMES

After gaining 879 yards on 123 carries in 1955 including 178 against Chattanooga, Fob James held the record as Auburn's all-time leading rusher with 1,913 yards. His record stood for 21 years. James was named All-American by Movietone News and International News Service in 1955. He was also selected SEC Back of the Year by the Atlanta Touchdown Club the same year. James later served as Alabama's governor from 1979-1983 and again from 1995-1999.




JIMMY PHILLIPS

Jimmy Phillips is one of Auburn's most celebrated All-Americans, making 11 All-America teams in 1957. He averaged 23.8 yards per reception and caught four touchdown passes that year. Phillips led the SEC in receiving in 1956 with 23 receptions for 383 yards and four touchdowns. In 1955, he was named the SEC's Sophomore of the Year and was named national Lineman of the Week for his performance in Auburn's 14-12 victory over Georgia Tech, Auburn's first win over the Yellow Jackets in 15 years. Phillips was later an all-pro receiver for the Los Angeles Rams and Minnesota Vikings and led the NFL in receiving in 1961.



ZEKE SMITH

In 1958, Zeke Smith won the Outland Trophy given to the nation's top lineman and was selected as an All-America guard. He was the ringleader of a Tiger defense that held Tennessee to minus-33 yards offense and no first downs. Smith was named All-SEC later that year. Bobby Dodd, then Georgia head coach, called Smith and Kentucky lineman Lou Michaels "the greatest lineman in the SEC in the past 10 years." After leaving Auburn, Smith played professional football for the Baltimore Colts and New York Giants. Since 1977, Auburn has presented the Zeke Smith Award to the team's defensive Player of the Year.



JACKIE BURKETT

Though he played college baseball and basketball, Jackie Burkett will be remembered as one of Auburn's greatest centers. Burkett and Zeke Smith combined to give Auburn some of its greatest line play in history. He was named top center and linebacker by SEC coaches in 1958. Selected All-American in 1958 and 1959, Burkett captained the 1959 team and called defensive signals during his three-year varsity career.




KEN RICE

Ken Rice was a two-time All-American lineman, making two All-America squads in 1959, then becoming a consensus All-American in 1960. He was voted the SEC's best offensive lineman as a junior and senior, and was named the league's top defensive lineman as a senior. He was also named to the SEC's All-Sophomore team as a tackle despite playing behind All-SEC selection Cleve Wester in 1958. Rice, a first-round draft pick by both the AFL and NFL, was an All-Pro in his rookie year with the Buffalo Bills.




ED DYAS

Ed Dyas swept All-America honors in football and scholastics in 1960. He set an NCAA record for most field goals in a season with 13. Auburn won four SEC games in 1960 with Dyas field goals. He was also a standout player at linebacker and fullback and concluded his career as Auburn's sixth all-time leading rusher with 1,298 yards. He finished fourth in the Heisman Trophy balloting in 1960 and was selected captain of the 1960 Scholastic All-America team.



JIMMY SIDLE

Jimmy Sidle became the first quarterback to lead the nation in rushing with 1,006 yards in 1963. He also led the SEC in offense with 1,712 yards and completed 53-of-136 passes for 706 yards and five touchdowns. After leading Auburn to a 9-1 season and an Orange Bowl bid, he was selected All-American in 1963. Due to a shoulder injury in the 1964 season opener against Houston, he was forced to move to tailback and saw limited playing time that year.



TUCKER FREDERICKSON

Tucker Frederickson was described by Coach Ralph Jordan as "the most complete football player I have seen in the 38 years I have been connected with the game." He was a consensus All-American and was Player of the Year in the South in 1964. An outstanding fullback and defensive back, Frederickson ended his Auburn career with 100-yard games against Georgia and Alabama. He was also a two-time winner of the Jacobs Blocking Trophy. Frederickson finished sixth in the Heisman balloting in 1964 and was the first player picked in the NFL draft by the New York Giants.

Auburn All-Americans



JACK THORNTON

As the leader of Auburn's 1964 defense which was ranked first in the nation, Jack Thornton was a first-team All-SEC defensive tackle. He started at offensive and defensive tackle on the 1963 Orange Bowl team. In 1965, he repeated as All-SEC and was selected All-American by Newspaper Enterprises Association. Thornton also led Auburn in interceptions that year, one of which led to the tying touchdown against Tennessee in a 13-13 deadlock.




BILL CODY

After playing as a running back and quarterback, Bill Cody made his mark as a linebacker. In 1963, he was a unanimous selection for the All-SEC sophomore team. He was a first-team All-SEC linebacker and made the All-SEC academic team in 1964 and 1965. He played on two bowl teams for Auburn including the Orange Bowl in 1963 and the Liberty Bowl in 1965.




FREDDIE HYATT

Auburn's leading wide receiver for three consecutive seasons, Freddie Hyatt shattered all Auburn receiving records in 1967. That year he caught 34 passes for 553 yards and six touchdowns. In Hyatt's junior year he caught four touchdown passes of over 30 yards, with three accounting for winning touchdowns. He was selected All-American by The Football News in 1967. Following his senior year, he played in the Blue-Gray, Senior Bowl, Coaches' All-America and College All-Star games becoming the first player in Southern football history to have that distinction.




DAVID CAMPBELL

A two-time All-SEC defensive tackle, David Campbell was selected a first-team NEA All-American in 1968. Also in that year, Campbell was twice an *Associated Press* Southeastern Lineman of the Week, *Sports Illustrated* Lineman of the Week and was named Most Valuable Lineman in Auburn's 34-10 Sun Bowl victory over Arizona. He will be forever remembered for his spectacular play against Miami that year, leading Auburn to a 31-6 win over the fifth-ranked Hurricanes.




BUDDY McCLINTON

Buddy McClinton is Auburn's all-time career interception leader with 18. In 1969, McClinton intercepted nine passes, an Auburn record, and was named to seven All-America teams as a safety. He started every game in his career. McClinton intercepted three passes, returning one for a touchdown and was selected the Most Valuable Player in Auburn's 1968 Sun Bowl win over Arizona.




LARRY WILLINGHAM

Another consensus All-America defensive back, Larry Willingham made eight All-America teams in 1970. He intercepted 11 passes in his Auburn career, including seven in 1969. He picked off four passes in 1970 and returned one 52 yards for a touchdown in Auburn's 36-23 upset of Tennessee. His first college punt return was 70 yards. Willingham played professionally for the St. Louis Cardinals of the NFL and Birmingham of the WFL.



PAT SULLIVAN


Auburn's first Heisman Trophy winner in 1971, Pat Sullivan changed the face of Auburn football and broke many SEC and NCAA records along the way. He was a two-time All-American in 1970 and 1971. In 1970, he was the NCAA total offense leader with 2856 yards and set an NCAA record for most yards per play with 8.57. Sullivan also tied an NCAA record for most touchdowns responsible with 71. In his career, Sullivan threw 817 passes and completed 454 for 6,284 yards and 53 touchdowns. Former Alabama head coach Paul "Bear" Bryant said of Sullivan, "He does more things to beat you than any quarterback I've ever seen."



TERRY BEASLEY


Georgia coach Vince Dooley described Terry Beasley as "a boy wonder" after his performance that riddled the Georgia secondary for 130 yards and two touchdowns in 1971. For his career, Beasley, an All-American in 1970 and 1971, caught 141 passes for 2,507 yards and 29 touchdowns. He led the SEC in scoring with 72 points in 1970. He also led the SEC in receiving that year with 52 receptions for 1,051 yards. As a senior, he caught 55 passes and scored 12 touchdowns. Beasley was named the College Pass Receiver of the Year by the Columbus, Ohio Touchdown Club following his senior season.

Auburn All-Americans




MIKE FULLER

An All-American defensive back in 1974, Mike Fuller was one of Auburn's all-time leading punt returners. He returned 30 punts for 502 yards and three touchdowns in 1974, which ranked him fourth in the nation. Also in 1974, Fuller returned two punts for touchdowns in a 52-6 rout of Chattanooga and returned a punt 52 yards for a touchdown in Auburn's 24-20 win over Mississippi State. During his junior year, 1973, Fuller was second in the nation in punt returns averaging 19.1 yards. After leaving Auburn, he played with San Diego and Cincinnati of the NFL and Birmingham of the WFL.




KEN BERNICH

Ken Bernich was a consensus All-American linebacker in 1974. He was a member of the *Associated Press*, Walter Camp and Kodak-Coaches All-America teams. In 1974, he was Auburn's second leading tackler with 94. Bernich led Auburn in tackles as a sophomore and junior and was captain of the 1975 Senior Bowl team.



NEIL O'DONOGHUE

Neil O'Donoghue's 57-yard field goal against Tennessee in 1976 still remains tied the record for the longest field goal in Auburn history. In 1975, the soccer player from St. Bernard College transferred to Auburn and played in only the third college football game he had ever seen. In his first collegiate season, O'Donoghue connected on nine-of-10 field goal attempts from inside the 43. He was an excellent long-range kicker and made a 54-yarder against Mississippi State and another for 53 yards against Virginia Tech in 1975. In 1976, he made three attempts of over 50 yards and was named All-American by the *Football News*.



KEITH UECKER

A four-year offensive line starter, Keith Uecker started his first three years at offensive tackle then moved to guard his senior year. He won Auburn's Ken Rice Award twice, given to Auburn's Outstanding Offensive Lineman. As co-captain of Pat Dye's first Auburn team, Uecker made the Mizlou All-American team in 1981. He also played in the Blue-Gray and Senior Bowl all-star games. After his tenure at Auburn, Uecker played for the Denver Broncos.




BOB HARRIS

Along with Tucker Frederickson, Bob Harris is recognized as the best defensive back in Auburn history. Like Frederickson, Harris' forte was run support. In 1981, he made 118 tackles, third best on the squad. In 1982, he was again Auburn's third leading tackler with 94. His top game came against Alabama in 1982 when he intercepted two passes. Harris' first interception set up a touchdown and the other preserved Auburn's first win over Alabama in 10 years.




DONNIE HUMPHREY

Donnie Humphrey was the first five-year letterman in Auburn history. He was an All-SEC performer in 1981 and was Auburn's second leading tackler that year with 121. Touted for All-America honors in 1982, he was injured in Auburn's second game versus Southern Mississippi and was allowed to return for a fifth year. In 1983, Humphrey was a big-play maker on Auburn's SEC and Sugar Bowl championship squad. He was All-SEC and was selected a WTBS All-American in 1983.



GREGG CARR

As Auburn's leading tackler for three seasons, Gregg Carr was the SEC's most honored athlete in 1984. As a senior, he was a consensus All-American, National Football Foundation Scholar-Athlete and one of the NCAA's Top Five Student-Athletes. Carr was nominated for the Lombardi Award in 1984. A three-time All-SEC selection and a four-time Academic All-SEC team member, he was Auburn's leading tackler as a sophomore and junior and the second leading tackler as a senior. After his Auburn career, Carr played briefly with the Pittsburgh Steelers.



BO JACKSON

Bo Jackson is recognized as one of the greatest players to ever play college football. The winner of the 51st-annual Heisman Trophy as the outstanding college football player in America in 1985, Jackson holds virtually every rushing record in the Auburn book. The two-time All-American and three-time All-SEC selection is the Tigers' all-time leading rusher and scorer and the only Auburn back to ever rush in excess of 4,000 yards in a career. He was only the third back in SEC history to do so. Jackson lettered in football, baseball and track at Auburn. He signed a professional baseball contract with the Kansas City Royals.

Auburn All-Americans



LEWIS COLBERT

Regarded as one of the best punters in Auburn history, Lewis Colbert was a first-team All-America selection by Kodak. He finished his career as Auburn's record holder for career punts and career yardage. In 1985, his senior season, he led the SEC in punting with a 45.8 yard average. Colbert was known for his long punts including a 77-yarder against Southwest Louisiana in 1985. He also punted the ball inside the opponent's five-yard line on six occasions during his senior season. Colbert walked on at Auburn and overcame a club foot in becoming an All-American.




BEN TAMBURELLO

A finalist for both the Outland Trophy and Lombardi Award in 1986, Ben Tamburello was a unanimous All-America selection as a senior and made The Football News All-America squad as a junior in 1985. He anchored an offensive line that led the league in rushing with a 312.5 yards per game average. An All-SEC and Academic All-SEC selection as well, Tamburello blocked for Heisman Trophy winner Bo Jackson and All-America tailback Brent Fullwood during his Auburn career. He established himself as one of the outstanding offensive linemen in the country and, perhaps, in Auburn history.



BRENT FULLWOOD

A unanimous All-America and All-SEC selection in 1986, Brent Fullwood rushed for 1391 yards on 167 carries and scored ten touchdowns as a senior. His senior-season total was first in the SEC and the second-best single season total in Auburn history. His 8.3 yards per carry average led the nation in 1986 and placed him sixth on the Heisman Trophy ballot. Also during his senior year, Fullwood received the Wally Butts Memorial Award given to the best offensive back in the Southeast. He ended his career with 2,789 yards, fourth on the Auburn all-time rushing list. He went on to a short NFL career with the Green Bay Packers and the Cleveland Browns.




AUNDRAY BRUCE

He was the first pick in the 1988 NFL draft, going to the Atlanta Falcons. He was a three-year starter at Auburn making the Walter Camp, Scripps-Howard and Kodak Coaches All-America teams as a senior and All-SEC in 1986 and 1987. Bruce gave what might be Auburn's best defensive performance ever against Georgia Tech in 1987, intercepting three passes, returning one 45 yards for a touchdown, causing a fumble that was recovered in the end zone for another Auburn touchdown, recording three quarterback sacks, recovering one fumble and accounting for an additional nine tackles.




KURT CRAIN

Described by Coach Pat Dye as having "linebacker personality," Kurt Crain led Auburn in tackles in 1986 and 1987, making the *Associated Press* All-America team in 1987. Known for his kamikaze style, he led the team in interceptions in 1987 with five. Crain, a transfer from Memphis State, had 324 tackles during his Auburn career, four sacks, seven interceptions and three fumble recoveries. He was a two-time All-SEC selection in 1986 and 1987 and was the team's on-field leader those years as well.




STACY SEARELS

Stacy Searels was one of the most versatile offensive linemen in Auburn history. When the Tigers were setting records with Heisman Trophy winner Bo Jackson and All-American Brent Fullwood, Searels was one of Auburn's best run blockers. When Auburn went to a more pass oriented offense in 1987, Searels was one of Auburn's best pass blockers as well. A three-year starter at tackle, he was All-SEC in 1986 and 1987 and an AP and Football News All-American in 1987. Searels was a fourth round pick in the NFL draft, going to San Diego.



TRACY ROCKER


As a premier player for the nation's top-ranked defense, Tracy Rocker made history in 1988 when he became the first player from the SEC to win both the Outland Trophy and Lombardi Award. Rocker was a three-time All-SEC player at defensive tackle and a two-time All-American. He had 100 tackles in his Lombardi-Outland season and recorded 354 tackles in his four-year career, 48 of which were behind the line of scrimmage. Rocker led the SEC in tackles by a down lineman as a freshman in 1985. He made All-SEC as a sophomore and junior and made the Football Writers, Walter Camp, Scripps-Howard and Football News All-America teams as a junior.



WALTER REEVES


Walter Reeves made *The Sporting News* All-America team in 1988, capping a four-year career that ranks as one of the greatest tight end careers in Auburn history. Reeves consistently graded in the 90s as a blocker and was also a clutch pass receiver. His ability to carry would-be tacklers with him resulted in many crucial first downs for Auburn. Reeves was a second-round NFL draft pick by the Phoenix Cardinals.

Auburn All-Americans



BENJI ROLAND

Benji Roland anchored the Auburn defensive line for four years, 1985-88. His ability to control the middle of the line from his noseguard position was a big factor in Auburn's 1988 SEC Championship run when the Tigers led the nation in total defense, rushing defense and scoring defense. Roland played briefly with the Tampa Bay Buccaneers after leaving Auburn.




ED KING

Ed King became the third player in Auburn history to be named an All-American as a sophomore when he was named to the Scripps Howard, Walter Camp and Football News All-America teams in 1989. He was a consensus All-America selection in 1990 and passed up his senior season to enter the 1991 NFL draft. He was a second round draft pick by the Cleveland Browns.




CRAIG OGLETREE

As the cornerstone of the Auburn defense, Craig Ogletree led the 1989 SEC champions in sacks with 11 for minus-62 yards. His 113 tackles included 14 behind the line of scrimmage. His big play ability contributed to Auburn's three straight SEC championships from 1987 through 1989. Ogletree was named to *The Sporting News* All-America team in 1989. Ogletree had a brief stint with the Cincinnati Bengals after leaving Auburn.




DAVID ROCKER

A Lombardi finalist in 1990, David Rocker joined his brother Tracy in becoming Auburn's All-Americans from the same family. Rocker made the Walter Camp and Kodak Coaches All-America teams in 1990. He was a consensus All-SEC player in 1989 and 1990 and went on to a three-year NFL career with the Los Angeles Rams.




WAYNE GANDY

Wayne Gandy anchored the Tigers' 1993 offensive line that paved the way to the program's first 11-0 season. He played 708 of the 800 snaps during the undefeated season. The finalist for the Outland Trophy was selected to the Scripps Howard, Football Writers and *Associated Press* All-America teams. Gandy started 31 consecutive games and was a consensus All-SEC offensive tackle. Equally effective in pass protection and run blocking, Gandy did not allow a sack during the 1993 campaign, grading 80 percent for the season. Gandy was a first-round NFL draft pick by the Los Angeles Rams.




TERRY DANIEL

Terry Daniel earned consensus All-America and All-SEC honors as a junior following the best season ever by an Auburn punter. He finished the 1993 season with a 46.9 yards per punt average, ranking him second in the nation. Daniel booted 16 punts of more than 50 yards, three of more than 60 yards as well as a career-long punt of 71 yards. Daniel was more than just a distance punter. He landed 11 punts inside opponents' 20-yard line, including a 49-yard effort against Alabama that was downed at the 6-yard line and led to an Auburn safety.



BRIAN ROBINSON


With eight interceptions his junior year, Brian Robinson led the SEC and placed second in the nation. He is Auburn's career record holder with three interception returns for touchdowns. Robinson was a consensus first-team All-American and ended his career with 13 interceptions. He will always be remembered for his performance in the 1994 Florida game where he intercepted three passes, one of which set up the game-winning drive in Auburn's 36-33 win over the top-ranked Gators.



FRANK SANDERS


After leading the SEC in receiving yards per game and breaking Auburn's single-season record for receptions, Frank Sanders was named first-team All-America by *Associated Press*, the Football Writers of America and Scripps Howard. He caught 58 passes for 910 yards and seven touchdowns during his senior year. A consensus All-SEC selection, Sanders finished his Auburn career second in total receptions with 121, receiving yardage with 1,998 and receiving touchdowns with 15. He was a second-round draft pick by the Arizona Cardinals.

Auburn All-Americans



CHRIS SHELLING

Chris Shelling was a first-team All-America selection by Football Writers and Scripps Howard in 1994. He started at both corner and safety during his four-year career. Shelling was one of three finalists for the Thorpe Award given to the top defensive back in the nation. His senior year, he led Auburn defensive backs with 96 tackles and was second on the team with 61 solo stops. He recorded two sacks that year and made three interceptions and gained 65 yards in interception returns. His performance in the 1994 LSU game with 18 tackles and a fumble recovery for a touchdown earned him SEC Player of the Week honors.



VICTOR RILEY

Prior to his senior season, Victor Riley was rated by *The Sporting News* as one of the top six offensive tackles in the nation and was a pre-season All-SEC selection. His senior year, he was chosen as a first-team Coaches' All-American and was a consensus All-SEC pick. Riley started 34 games at either tackle or guard, including eight as a true freshman. He led the team with 13 pancake blocks.




TAKEO SPIKES

In 1997, Takeo Spikes led the Tigers with 136 tackles. He recorded 79 tackles in his last six games and was a Butkus semi-finalist two-straight years. Rated by *The Sporting News* as one of the top four inside linebackers in the nation, Spikes tied his career-high with 18 tackles against Florida, 14 solo. Also in his junior season, Spikes had two interceptions and returned one for a touchdown. In 1996, Spikes received the Zeke Smith Award as Auburn's Defensive Player of the Year and the Mike Kolen Award as Auburn's leading tackler. Spikes passed up his senior season to enter the 1998 NFL draft, after being named as a first-team All-American by *The Sporting News*.



DAMON DUVAL

In 2001, Damon Duval was named to the Walter Camp and American Football Coaches' Association All-America teams as a kicker after connecting on 16-of-26 field goals during his junior season. Duval kicked three game-winning field goals for the Tigers in 2001, including a 44-yarder with 10 seconds left in driving rain to help Auburn upset top-ranked Florida, 23-20, on Oct. 13. A finalist for the Lou Groza Award, Duval was also named to the Coaches' All-SEC team at both kicker and punter, becoming the first player to ever be named to the team at two different positions.



KARLOS DANSBY

Karlos Dansby was named an All-American by the American Football Coaches Association after leading the Auburn defense to a number five national ranking in total defense in 2003. As a senior, Dansby collected a team-leading 84 tackles including 14 tackles for loss. He also forced four fumbles and broke up six passes. A semifinalist for the Butkus Award, Dansby was a two-time All-SEC selection. He also named the Atlanta Touchdown Club Defensive Back of the Year. In 2001, he was invited to the ESPY Awards for an acrobatic interception and ensuing pass he made in the Chick-fil-A Peach Bowl.




CARLOS ROGERS

The 2004 Auburn perfect season was led by cornerback Carlos Rogers, who helped the Tigers lead the country in scoring defense. A consensus All-American, Rogers won the Jim Thorpe Award, presented annually to the nation's best defensive back. A finalist for the Bronko Nagurski Award, Rogers tallied 47 stops with two interceptions. A native of Augusta, Ga., Rogers was named All-American by the Associated Press, Football Writers Association of America and Walter Camp. Rogers was the highest Auburn defensive back ever drafted when the Washington Redskins selected him ninth overall in the 2005 NFL Draft.



JUNIOR ROSEGREEN

Junior Rosegreen was a Sportsline.com and SI.com All-American in 2004. Rosegreen was a All-SEC First-Team member after recording 57 tackles with a league-leading six interceptions. Against Tennessee in 2004, Rosegreen tied a Southeastern Conference record and set a school mark with four interceptions against the Volunteers. A four-year starter at Auburn, Rosegreen notched 196 stops with nine interceptions in 51 starts. His 51 career games tied a school mark for most games in a career.



CARNELL WILLIAMS

In 2004, Carnell "Cadillac" Williams was named to the American Football Coaches Association All-America team after rushing for 1,165 yards and 12 TDs. As a senior, Williams was an All-SEC first-team member and was the SEC Special Teams Player of the Year while leading Auburn to a 13-0 record. A two-time first-team All-SEC pick, Williams finished as the school's all-time leader in rushing attempts (741), rushing touchdowns (45) and scoring (276) and ended second all-time in career rushing yards (3,831) and all-purpose yards (5,084). A 2001 freshman All-American, Williams was selected fifth overall by the Tampa Bay Buccaneers in the 2005 NFL Draft.

Auburn All-Americans



MARCUS McNEILL

Offensive tackle Marcus McNeill was a two-time All-American for the Tigers and the first AU player since Ed King (1989-90) to be All-American in back-to-back years. He was named a Sportsline.com All-American in 2004, becoming Auburn's first offensive lineman to earn All-America honors since 1997, and was a consensus All-American as a senior in 2005. McNeill was a coaches and *Associated Press* All-SEC First-Team member as both a junior and senior, and received the Jacobs Trophy as the SEC's top blocker following his senior campaign, when he was also one of three finalists for the Outland Trophy.




BEN GRUBBS

A model of consistency on the Auburn offensive line, Ben Grubbs started 38 consecutive games over three seasons at the guard spot and helped pave the way for 26 100-yard rushing performances in that span. He was named a first-team All-American in 2006 by ESPN.com, Rivals.com and *Pro Football Weekly* in addition to garnering second-team honors from the *Associated Press*. He was twice named SEC Lineman of the Week during the 2006 campaign and was the first guard selected in the 2007 NFL Draft, going to the Baltimore Ravens with the 29th pick in the first round.



NICK FAIRLEY

Nick Fairley was a consensus All-American following his 2010 campaign. He was the anchor to Auburn's defense on a team that won the 2010 SEC Championship and BCS National Championship. The Tiger defense held opponents to just 109.1 yards per game. He totaled 60 tackles with 24.0 tackles for loss and a school-record 11.5 sacks. He was named the Lombardi Award winner and the AP SEC Defensive Player of the Year. He was also a Nagurski Award and Bednarik Award Finalist and All-SEC First Team member. He was the 13th overall pick in the 2011 NFL Draft to the Detroit Lions.




CAM NEWTON

In 2010, Cam Newton had perhaps the best single-season in school history. He was a consensus All-American after throwing for 2,854 yards and 30 TDs while rushing for 1,473 yards and 20 scores. He was awarded the Heisman trophy, the Davey O'Brien Award, Maxwell Award, Manning Award and the Walter Camp National Player of the Year Award. He was also named the SEC Offensive Player of the Year and First Team All-SEC. He led Auburn to a 14-0 record and the 2010 SEC Championship and BCS National Championship. He was the No. 1 overall pick of the Carolina Panthers in the 2011 NFL Draft.



LEE ZIEMBA

Lee Ziemba was named a Walter Camp, AFCA, FWAA and SI.com first-team All-American in 2010 and won the SEC's Jacobs Blocking Trophy presented to the conference's top blocker. He started every game of his career setting an Auburn record for consecutive starts with 52. Ziemba was part of an Auburn offense that became the first AU team to ever rush for 300 yards or more in six straight SEC games. Ziemba was selected by the Carolina Panthers in the 2011 NFL Draft.



STEVEN CLARK

Punter Steven Clark was named a *Pro Football Weekly* first-team All-American in 2011 during his sophomore campaign. Clark was Auburn's first Ray Guy Award finalist and was a All-SEC first team member after averaging 40.8 yards per punt with 33 punts inside the 20 and 13 punts of 50 yards or longer. His 33 punts inside the 20 led the SEC and were third nationally. He also dropped nine punts inside the 10 yard line.



CHRIS DAVIS

Chris Davis received 2013 All-America honors as a return man from the Sporting News and CBS Sports.com. His 100+-yard return of a missed field goal with just a second remaining to defeat Alabama 34-28 was the play of the year in college football, propelling Auburn into the SEC title game and an eventual BCS championship berth. Davis ranked third nationally in punt return average at 18.7 yards per return, and scored a touchdown on an 85-yard punt return at Tennessee.



TRE MASON

Tre Mason was a first-team All-America selection by the Sporting News in 2013, when he led the SEC in rushing at 129.7 yards per game. The SEC Offensive Player of the Year and the MVP of the SEC Championship, he rushed for a record 304 yards and four scores vs. Missouri in the title game. A Heisman Trophy finalist, Mason set an Auburn single-season rushing record of 1,816 yards, scoring an SEC record 23 rushing touchdowns in 2013. His 2,374 all-purpose yards were an Auburn single-season record.

Auburn All-Americans




REESE DISMUKES

Reese Dismukes was a consensus All-American on the offensive line in 2014. He was Auburn's first-ever winner of the prestigious Rimington Award given to the nation's top center. He was a four-year starter at center for the Tigers and a two-time first team All-SEC selection. In 2013 and 2014, Dismukes led the way as the Auburn offensive line created space for the SEC's top rushing attack both seasons. A native of Spanish Fort, Ala., he started 50 games in his four-year career and led Auburn to the 2013 SEC Championship and 2013 BCS Title game.




CARL LAWSON

Outstanding pass rusher Carl Lawson was a first-team All-America selection on the FWAA and Phil Steele teams for 2016. A three-year starter at defensive end, Lawson recorded 24 career tackles for loss and 14 career quarterback sacks, both marks among the Auburn career leaders. The Alpharetta, Ga., product had 64 career tackles and earned All-SEC honors. A Freshman All-American in 2013, when Auburn won the SEC title and played in the BCS championship-game, Lawson missed the 2014 season with an injury. He served as team captain in 2015 and 2016, and entered the NFL Draft following his junior campaign.



DANIEL CARLSON

The SEC all-time scoring leader, Daniel Carlson ended his four-year career holding 14 Auburn and SEC kicking records. The only three-time finalist in Lou Groza Award history, Carlson was the first-ever two-time SEC special teams player of the year (2016-17). Scoring 480 career points, the Colorado Springs, Colo., product made an SEC record 198 consecutive PAT and converted an Auburn record 92 FG. He finished second in NCAA career kick scoring and FG% on 50-yard attempts and set an NCAA record with seven games with four or more field goals made. Named to the AFCA Good Works Team, he was a finalist for the Senior CLASS Award and semifinalist for the Wuerffel and Campbell trophies.



CARLTON DAVIS

As a junior in 2017, experienced cornerback Carlton Davis recorded 36 tackles, 11 pass breakups, an interception against Missouri and a fumble recovery against LSU, help Auburn capture the SEC West championship. The defender from Miami, Fla., received first team All-America honors from Sports Illustrated and was an all-SEC first-team selection as voted by the league coaches. He entered the NFL Draft following his junior season at Auburn, finishing his three-year career with 138 tackles and three interceptions in 32 career starts for the Tigers.



JEFF HOLLAND

During his junior season in 2017, pass rush specialist Jeff Holland recorded 10.0 sacks, the sixth-best season at Auburn and fourth-best total in the SEC that year. A product of Jacksonville, Fla., he received first team All-America honors from Sports Illustrated and was an all-SEC first-team selection as voted by the league coaches and media. Holland totaled 45 tackles, 13.0 TFL and 22 quarterback hurries in 2017, and was SEC defensive player of the week for forcing two fumbles, 1.5 sacks, a fumble recovery and three tackles at Arkansas. He entered the NFL Draft after his junior season, as Auburn won the SEC West title.



BRADEN SMITH

A productive four-year starter along the offensive line, Braden Smith played in 53 career games for Auburn with 41 consecutive starts. He started every game of the 2017 SEC West championship campaign at right guard, earning first team All-America honors from the Associated Press, SB Nation and CBS Sports. The winner of the SEC's Jacobs Blocking Trophy, he was a first team all-SEC selection as a junior and senior and served as 2017 team captain. The product of Olathe, Kansas, earned SEC offensive lineman of the week recognition for his play at Texas A&M.



DERRICK BROWN

The 2019 winner of the Lott IMPACT Trophy and Senior CLASS Award, SEC defensive player of the year Derrick Brown was a finalist for the Outland, Bednarik, Wuerffel and Nagurski awards as well during his senior season. Three times the SEC defensive lineman of the week in 2019, Brown, who registered 170 career tackles in 40 career starts, was an unanimous and consensus first team All-American. A second-team all-SEC selection as a junior, Brown was a finalist for the 2018 Jason Witten Man of the Year award. From Sugar Hill, Ga., Brown served as team captain in 2019 and also as president of Auburn's Student-Athlete Advisory Committee.



ROGER MCCREARY

A first team all-SEC selection at cornerback in 2021, Roger McCreary earned first team All-America honors from the Associated Press, The Athletic and ESPN for his stellar play in the secondary. With 42 tackles and 10 PBU as a senior, the Mobile product finished his four-year career with 135 career tackles, six interceptions and 32 PBU in 43 games played with 23 starts. The Bednarik Award semifinalist earned invitations to the Reese's Senior Bowl and the NFL Combine. He was taken by the Tennessee Titans in the second round, the 35th overall pick of the 2022 NFL Draft.

Honor Roll

ALL-AMERICANS (81)

1932: Jimmy Hitchcock, HB*
1937: Walter Gilbert, C
1942: Monk Gafford, HB
1944: Tex Warrington, C
1949: Travis Tidwell, QB
1954: Jim Pyburn, E
1955: Frank D'Agostino, T
Joe Childress, FB
Fob James, HB
1957: Jimmy Phillips, E*
1958: Jackie Burkett, C
Zeke Smith, G*
1959: Ken Rice, T
Zeke Smith, G
1960: Ed Dyas, FB
Ken Rice, T*
1963: Jimmy Sidle, QB
1964: Tucker Frederickson, FB*
1965: Bill Cody, LB
Jack Thornton, T
1967: Freddie Hyatt, E
1968: Dave Campbell, T
1969: Buddy McClinton, S*
1970: Terry Beasley, FL
Pat Sullivan, QB
Larry Willingham, DB*
1971: Terry Beasley, WR*
Pat Sullivan, QB*
1974: Ken Bernich, LB*
Mike Fuller, S
1976: Neil O'Donoghue, PK
1981: Keith Uecker, OT
1982: Bob Harris, DB
1983: Donnie Humphrey, DL
Bo Jackson, RB*
1984: Gregg Carr, LB*
1985: Lewis Colbert, P
Bo Jackson, RB*
Ben Tamburello, C
1986: Brent Fullwood, RB*
Ben Tamburello, C*
1987: Aundray Bruce, OLB*
Kurt Crain, LB
Tracy Rocker, DT*
Stacy Searels, OT
1988: Walter Reeves, TE
Tracy Rocker, DT*
Benji Roland, NG
1989: Craig Ogletree, LB
Ed King, OG
1990: Ed King, OG*
David Rocker, DL*
1993: Terry Daniel, P*
Wayne Gandy, OT*
1994: Chris Shelling, DB
Brian Robinson, DB*
Frank Sanders, WR
1997: Victor Riley, OL
Takeo Spikes, LB
2001: Damon Duval, K*
2003: Karlos Dansby, LB
2004: Marcus McNeill, OT
Carlos Rogers, DB*
Junior Rosegreen, DB
Carnell Williams, RB
2005: Marcus McNeill, OT*
2006: Ben Grubbs, OG
2010: Nick Fairley, DT*
Cam Newton, QB*
Lee Ziemba, OL*
2011: Steven Clark, P
2013: Chris Davis, KR
Tre Mason, RB
2014: Reese Dismukes, C*
2016: Carl Lawson, DE

2017: Daniel Carlson, K
Carlton Davis, DB
Jeff Holland, DE
Braden Smith, OL
2019: Derrick Brown, DT*
2021: Roger McCreary, CB
**consensus All-America; ! unanimous All-America*

NATIONAL FB FOUNDATION COLLEGE FOOTBALL HALL OF FAME

Terry Beasley, WR
Mike Donahue, Coach
Ed Dyas, FB/K
Pat Dye, Coach
Tucker Frederickson, HB
Walter Gilbert, C
John W. Heisman, Coach
Jimmy Hitchcock, HB
Bo Jackson, RB
Ralph "Shug" Jordan, Coach
Tracy Rocker, DT
Pat Sullivan, QB

HEISMAN TROPHY

1971: Pat Sullivan, QB
1985: Bo Jackson, RB
2010: Cam Newton, QB

AUBURN HEISMAN TROPHY FINISHES

1957:	Jim Philips, E	6th
1960:	Ed Dyas, FB	4th
1963:	Jimmy Sidle, QB	7th
1964:	Tucker Frederickson, FB	6th
1970:	Pat Sullivan, QB	6th
1971:	Pat Sullivan, QB	1st
1985:	Bo Jackson, RB	1st
1986:	Brent Fullwood, RB	6th
2000:	Rudi Johnson, RB	10th
2004:	Jason Campbell, QB	7th
2010:	Cam Newton, QB	1st
2013:	Tre Mason, RB	6th
2017:	Kerryon Johnson, RB	9th

DAVEY O'BRIEN AWARD

2010: Cam Newton, QB

LOMBARDI AWARD

1988: Tracy Rocker, DT
2010: Nick Fairley, DT

LOTT IMPACT TROPHY

2019: Derrick Brown, DT

MANNING AWARD

2010: Cam Newton, QB

MAXWELL AWARD

2010: Cam Newton, QB

OUTLAND TROPHY

1958: Zeke Smith, G
1988: Tracy Rocker, DT

RIMINGTON TROPHY

2014: Reese Dismukes, C

THORPE AWARD

2004: Carlos Rogers, CB

WALTER CAMP AWARD

1971: Pat Sullivan, QB
1985: Bo Jackson, RB
2010: Cam Newton, QB

AP NATIONAL PLAYER OF THE YEAR

2010: Cam Newton, QB

ACADEMIC ALL-AMERICANS

1957: Jimmy "Red" Phillips, E
1959: Jackie Burkett, C
1960: Ed Dyas, FB/K
1965: Bill Cody, LB
1969: Buddy McClinton, S
1971: Pat Sullivan, QB
1974: Bobby Davis, LB
1975: Chuck Fletcher, OT
1976: Chris Vacarella, FL
1980: Jim Skuthan, OG
1984: Gregg Carr, LB
1984: Matt Hawkins, PK
1985: Matt Hawkins, PK/P
2003: Dontarrious Thomas, LB
2006: Kody Bliss, P
2013: Steven Clark, P (2nd)
2016: Daniel Carlson, K (2nd)
2017: Tyler Stovall, H
2020: Anders Carlson, K
2021: Nick Brahm, C
Anders Carlson, K
2022: Anders Carlson, K

NATIONAL FB FOUNDATION SCHOLAR-ATHLETE AWARDS

1960: Ed Dyas, FB
1965: John Cochran, LB
1985: Gregg Carr, LB
2003: Dontarrious Thomas, LB
2022: Anders Carlson, K

NATIONAL FB FOUNDATION HAMPSHIRE HONOR SOCIETY

2007: Kody Bliss, Karibi Dede, Will Herring
2008: Cole Bennett, Josh Thompson
2010: John Cubelic
2011: Ryan Pugh
2012: Barrett Trotter
2013: Ashton Richardson
2014: Steven Clark
2015: Patrick Young
2016: Duncan McKinney, Tucker Tuberville,
Jonathan Wallace
2017: Alex Kozan, Kevin Phillips
2018: Pete Berryman, Daniel Carlson, Casey
Dunn, Ike Powell, Braden Smith, Tyler
Stovall, Keenan Sweeney
2019: Tucker Brown, Ian Shannon
2020: Jack Driscoll, Jacob Rogers
2021: Tanner Dean, Bill Taylor, Barrett Tindall
2022: Bydarrus Knighten, Russ Logan, Grant
Loy, Jackson McFadden, David Shannon,
Brooks Walton, Chandler Wooten
2023: John Reese Bellew, Nick Brahm,
Anders Carlson, Jonathan LeGrand,
Tommy Nesmith

NCAA JIM MCKAY SCHOLARSHIP

2021: Bill Taylor

NATIONAL COACH OF THE YEAR

2004: Tommy Tuberville
2010: Gene Chizik
2013: Gus Malzahn

SEC COACH OF THE YEAR

1935: Jack Meagher
1953: Ralph "Shug" Jordan
1963: Ralph "Shug" Jordan
1972: Ralph "Shug" Jordan
1983: Pat Dye
1987: Pat Dye
1988: Pat Dye
1993: Terry Bowden
2004: Tommy Tuberville
2010: Gene Chizik (AP)
2013: Gus Malzahn

Honor Roll

BROYLES AWARD

- 2004: Gene Chizik
2010: Gus Malzahn

SENIOR CLASS AWARD

- 2019: Derrick Brown, DT

AFCA GOOD WORKS TEAM

- 1999: Haven Fields
2003: Reggie Torbor
2005: Will Herring
2012: Philip Lutzenkirchen
2015: Jonathan Wallace
2017: Daniel Carlson
2022: Anders Carlson

SEC MOST VALUABLE PLAYER

- 1936: Walter Gilbert, C
1949: Travis Tidwell, QB
1963: Jimmy Sidle, QB
1964: Tucker Frederickson, FB
1970: Pat Sullivan, QB
1971: Pat Sullivan, QB
1979: Joe Cribbs, RB
1985: Bo Jackson, TB
1988: Tracy Rocker, DT
2000: Rudi Johnson, TB
2004: Jason Campbell, QB (Offense)
Carnell Williams, RB (Special Teams)
2006: John Vaughn, PK (Special Teams)
2010: Cam Newton, QB (Offense)
Nick Fairley, DT (Defense)
2013: Tre Mason, RB (Offense)
2016: Daniel Carlson (Special Teams)
2017: Kerryon Johnson (Offense)
Daniel Carlson (Special Teams)
2019: Derrick Brown (Defense)

BIRMINGHAM QB CLUB SEC MVPS

- 1942: Monk Gafford (Back)
1949: Travis Tidwell (Back)
1954: Joe Childress (Back)
1957: Jimmy Phillips (Lineman)
1958: Zeke Smith (Lineman)
1960: Ed Dyas (Back)
1963: Jimmy Sidle (Back)
1964: Tucker Frederickson (Back)
1969: Mike Kolen (Lineman)
1970: Pat Sullivan (Back)
1971: Terry Beasley (Lineman)
Pat Sullivan (Back)
1974: Mike Fuller (Back)
1978: Joe Cribbs (Back)
1979: Joe Cribbs (Back)
1984: Gregg Carr (Lineman)
1985: Bo Jackson (Back)
1986: Brent Fullwood (Back)
1988: Tracy Rocker (Lineman)
1989: Reggie Slack (Back)
1993: Stan White (Back)
2004: Jason Campbell (Back)

ATLANTA TD CLUB AWARDS

SEC Back of the Year

- 1949: Travis Tidwell, QB
1954: Bobby Freeman, QB
1955: Fob James, HB
1964: Tucker Frederickson, FB
1970: Pat Sullivan, QB
1972: Terry Henley, TB
1979: Joe Cribbs, RB
1983: Bo Jackson, RB
1985: Bo Jackson, RB
1986: Brent Fullwood, RB

- 2000: Rudi Johnson, RB
2002: Ronnie Brown, RB
2010: Cam Newton, QB

SEC Lineman of the Year

- 1958: Zeke Smith, G
1984: Gregg Carr, LB
1986: Ben Tamburello, C
1987: Stacy Searels, OT
1988: Tracy Rocker, DT
1993: Wayne Gandy, OT

SEC Defensive Back of the Year

- 1994: Brian Robinson, FS
2003: Karlos Dansby, LB
2004: Carlos Rogers, DB

Special Teams Player of the Year

- 2006: John Vaughn, PK

JACOBS AWARD

SEC Blocker of the Year

- 1940: Lloyd Cheatham, G
1963: Tucker Frederickson, FB
1964: Tucker Frederickson, FB
2001: Kendall Simmons, OT
2005: Marcus McNeill, OT
2010: Lee Ziemba, OT
2017: Braden Smith, OG

ASWA AMATEUR ATHLETE OF THE YEAR

- 1976: Harvey Glance (Track)
1979: Joe Cribbs (Football)
1980: Rowdy Gaines (Swimming)
1982: Randy Campbell (Football)
1985: Rowdy Gaines (Swimming)
1986: Bo Jackson (Football)
2001: Gabe Gross (Baseball)
2004: Jason Campbell (Football)
2010: Cam Newton (Football)
2019: Derrick Brown (Football)

ASWA PROFESSIONAL ATHLETE OF YEAR

- 1980: William Andrews (Football)
1987: Charles Barkley (Basketball)
1989: Bo Jackson (Football/Baseball)
1991: Frank Thomas (Baseball)
1993: Frank Thomas (Baseball)
1994: Frank Thomas (Baseball)
1997: Kevin Greene (Football)
2001: Tim Hudson (Baseball)
2011: Cam Newton (Football)

ALL-SOUTHERN CONFERENCE

(1902-32)

- 1902: James Elmer, G
1904: Humphrey Foy, FB
1905: Frank Jones, T
1908: John Davis, T, Walker, Reynolds, E, L. Hardage, HB
1909: T.C. Locke, G, Harry Esslinger, T
1910: E.L. Caton, C, Bradley Streit, FB
1911: J.E. Davis, FB
1912: J.H. Thigpen, G, M.E. Meadows, T
1913: Frank Lockwood, G, Henry Robinson, E, Kirk Newell, QB, F.U. Harris, FB
1914: J.E. Pitts, C, G.E. Taylor, T, J.H. Thigpen, G, Richard Kearley, E
1915: G.E. Taylor, T, George Steed, G
1916: R.J. Ducote, E
1917: Pete Bonner, G, R.J. Ducote, FB
1919: Pete Bonner, T
1920: C.C. Warren, G, Noah Caton, C
1921: Noah Caton, C

- 1922: John Shirey, HB
1923: J.D. Lawrence, C
1932: David Arial, E, Jimmy Hitchcock, HB

ALL-SOUTHEASTERN CONFERENCE

(AP, UPI, Media and Coaches Polls)

(First Team Only)

- 1933: Ripper Williams, QB, Gump Arial, E
1934: Bennie Fenton, E
1935: Haygood Paterson, T, Walter Gilbert, C
1936: Walter Gilbert, C, Joel Eaves, E
1937: Ralph Sivell, G
1938: Torrance Russell, T
1940: Dick McGowen, LH
1942: Monk Gafford, LH
1944: Tex Warrington, C
1949: Travis Tidwell, QB
1953: Frank D'Agostino, T, Jim Pyburn, E
1954: Jim Pyburn, E, Joe Childress, FB
1955: Joe Childress, FB, Frank D'Agostino, T
Fob James, LH, Jimmy Phillips, E
1957: Jimmy Phillips, E, Jerry Wilson, E
1958: Jerry Wilson, E, Zeke Smith, G
Jackie Burkett, C, Cleve Wester, T
1959: Zeke Smith, G, Jackie Burkett, C
Ken Rice, T
1960: Ken Rice, T, Ed Dyas, FB
1961: Dave Edwards, E
1963: Jimmy Sidle, QB
1964: Tucker Frederickson, FB, Bill Cody, LB
Jack Thornton, T
1965: Bill Cody, LB, Jack Thornton, T
1966: Gusty Yearout, G, Tommy Lunceford, S
1967: Gusty Yearout, LB
1968: Tim Christian, SE, Mike Kolen, LB
Buddy McClinton, S, David Campbell, DT,
John Riley, PK, Loran Carter, QB, Tom
Banks, C
1969: Tom Banks, C, Mike Kolen, LB
Buddy McClinton, S, John Riley, PK
1970: Pat Sullivan, QB, Terry Beasley, SE,
Gardner Jett, SP, Larry Willingham, DB,
Bobby Strickland, LB
1971: Dick Schmalz, WB, Tommy Yearout, DT,
Bob Brown, DE, David Beverly, P, Terry
Beasley, SE, Pat Sullivan, QB
1972: Dave Beck, DB, Terry Henley, TB
Mac Lorendo, OT, Danny Sanspree, DE
Benny Sivley, DT
1973: Benny Sivley, DT, Steve Taylor, C
Mike Fuller, DB, David Langner, DB
1974: Rusty Deen, DE, Ken Bernich, LB
Mike Fuller, S, Lee Gross, C
1975: Chuck Fletcher, OT, Rick Telhiard, DT
Clyde Baumgartner, SP
1977: Lynn Johnson, OG, James McKinney, DB,
Jorge Portela, SP, Freddie Smith, LB
1978: James McKinney, DB, Joe Cribbs, RB, Mike
Burrow, OT, Frank Warren, DT
1979: James Brooks, RB, Joe Cribbs, RB, Freddie
Smith, LB, George Stephenson, OT, Frank
Warren, DT
1980: James Brooks, RB, Frank Warren, DT
George Stephenson, OT
1981: Danny Skutack, LB, Keith Uecker, OT
1982: Dowe Aughtman, NG, Bob Harris, SS
Bo Jackson, HB, David Jordan, OB
Doug Smith, DT
1983: Dowe Aughtman, NG, Pat Arrington, OT,
Gregg Carr, LB, Donnie Humphrey, DT,
David King, CB, Bo Jackson, HB
David Jordan, OG, Doug Smith, DT
1984: Gregg Carr, LB, David King, CB
Jeff Lott, OG, Gerald Robinson, DE
Ben Thomas, DT

Honor Roll

1985: Lewis Colbert, P, Harold Hallman, NG, Bo Jackson, TB, Tom Powell, FS
Ben Tamburello, C, Steve Wallace, OT
Gerald Williams, DT

1986: Aundray Bruce, OLB, Kurt Crain, ILB
Brent Fullwood, TB, Tracy Rucker, DT
Stacy Searels, OT, Ben Tamburello, C

1987: Aundray Bruce, OLB, Jeff Burger, QB
Kurt Crain, ILB, Win Lyle, PK
Kevin Porter, CB, Walter Reeves, TE
Tracy Rucker, DT, Stacy Searels, OT
Brian Shulman, P, Lawyer Tillman, WR

1988: Carlo Cheattom, CB, Stacy Danley, TB
Rodney Garner, OG, Walter Reeves, TE,
Quentin Riggins, LB, Tracy Rucker, DT,
Benji Roland, NG, Brian Shulman, P,
Reggie Slack, QB, Greg Staples, S, Ron
Stallworth, DT, Jim Thompson, OT

1989: Ed King, OG, John Hudson, C, Craig
Ogletree, OLB, Quentin Riggins, ILB
David Rucker, DT, John Wiley, DB

1990: Corey Barlow, DB, Ed King, OG
David Rucker, DT, Rob Selby, OT
John Wiley, DB

1991: Corey Barlow, DB, Eddie Blake, OG,
Darrel Crawford, LB, Victor Hall, TE,
Bob Meeks, C

1992: James Bostic, TB, Scott Etheridge, Kicker,
James Willis, LB

1993: James Bostic, TB, Terry Daniel, P,
Wayne Gandy, OT, Calvin Jackson, CB,
Chris Shelling, CB, Anthony Redmon, OT,
Shannon Roubique, C

1994: Willie Anderson, OT, Terry Daniel, P,
Stephen Davis, RB, Mike Pelton, DT, Brian
Robinson, DB, Shannon Roubique, C,
Frank Sanders, WR

1995: Willie Anderson, OT, Stephen Davis, RB,
Andy Fuller, TE, Shannon Roubique, C,
Matt Hawkins, PK
Marcellus Mostella, OLB

1996: Jaret Holmes, PK, Victor Riley, OT
Takeo Spikes, LB

1997: Jimmy Brumbaugh, DE, Jaret
Holmes, PK, Victor Riley, OT,
Takeo Spikes, LB

1998: Leonardo Carson, DE

1999: Larry Casher, CB

2000: Rodney Crayton, CB, Damon Duval, P
Rudi Johnson, TB, Ben Leard, QB
Kendall Simmons, OT

2001: Kendall Simmons, OT, Damon Duval, K/P

2002: Ben Nowland, C, Karlos Dansby, LB;
Travaris Robinson, S

2003: Monreko Crittenden, OG, Karlos Dansby,
LB, DeMarco McNeil, NG, Dontarrious
Thomas, LB, Carnell Williams, RB

2004: Ronnie Brown, RB, Jason Campbell,
QB, TJ Jackson, NG, Stanley McClover,
DE, Marcus McNeill, OT, Carlos
Rogers, CB, Junior Rosegreen, S, Carnell
Williams, RB, Travis Williams, LB

2005: Kody Bliss, P, Kenny Irons, RB, Marcus
McNeill, OT

2006: Tim Duckworth, OG, Kenny Irons, RB,
Quentin Groves, DE, John Vaughn PK
Quentin Groves, DE, Pat Sims, DT

2007: Antonio Coleman, DE

2009: Antonio Coleman, DE

2010: Nick Fairley, DT, Cam Newton, QB,
Ryan Pugh, C, Lee Ziemba, OT

2011: Steven Clark, P; Michael Dyer, RB;
Corey Lemonier, DE

2013: Tre Mason, RB; Dee Ford, DE; Reese

Dismukes, C; Greg Robinson, OT

2014: Reese Dismukes, C; Cameron
Artis-Payne, RB

2015: Daniel Carlson, PK

2016: Montravius Adams, DT; Daniel Carlson,
PK, Alex Kozan, OG; Carl Lawson, DE;
Kamryn Pettway, RB; Braden Smith, OG

2017: Daniel Carlson, PK; Carlton Davis, DB; Jeff
Holland, DE; Kerryon Johnson, RB; Braden
Smith, OG

2018: Deshaun Davis, LB

2019: Derrick Brown DT; K.J. Britt, LB; Marlon
Davidson, DE

2020: Anders Carlson, K

2021: Roger McCreary, DB

2022: Derick Hall, DE

SEC ALL-FRESHMAN

1986: John Hudson, OL, James Joseph, RB

1988: Anthony Judge, LB, Ed King, OL, Henry
Love, RB, Shayne Wasden, WR

1989: Darrell Williams, RB

1990: Anthony Redmon, OL, Stan White, QB
James Willis, LB

1991: Thomas Bailey, KR, Joe Frazier, RB
Fred Smith, DB

1992: Anthony Harris, ILB

1993: Willie Anderson, OL

1994: Ken Alvis, DB, Victor Riley, OL

1995: Robert Baker, KR, Jimmy Brumbaugh,
DL, Martavius Houston, DB, Takeo
Spikes, LB

1996: Jeno James, OL, Brad Ware, DB

1997: Larry Casher, DB, Rob Pate, DB

1998: James Callier, LB

1999: Ronney Daniels, WR, Damon Duval, P

2000: Roshard Gilyard, Whip, Robert
Johnson, TE, DeMarco McNeil, DT,
Dontarrious Thomas, LB

2001: Ronnie Brown, RB, Carlos Rogers, CB,
Carnell Williams, RB

2002: Marcus McNeill, OT, Cooper Wallace, TE

2003: Will Herring, S, Courtney Taylor, WR

2004: Quentin Groves, DE, Stanley McClover, DE

2006: Sen'Derrick Marks, DT, Jerraud Powers, DB
Aairon Savage, DB

2007: Antoine Carter, DE, Zac Etheridge, DB,
Ryan Pugh, OL, Chaz Ramsey, OL, Ryan
Shoemaker, P, Lee Ziemba, OL
Spencer Pybus, LB, Neiko Thorpe, DB

2008: Daren Bates, DB

2009: Daren Bates, DB

2010: Michael Dyer, RB, Corey Lemonier, DL

2011: Reese Dismukes, C

2013: Alex Kozan, OG

2014: Braden Smith, OL

2015: Carlton Davis, DB

2016: Marlon Davidson, DL

2017: Big Kat Bryant, DL; Nick Coe, DL

2018: Ja'Tarvious Whitlow, RB; Seth Williams, WR

2019: Bo Nix, QB

2020: Tank Bigsby, RB; Colby Wooden, DL

2021: Jarquez Hunter, RB

2022: Robby Ashford, QB

SEC FRESHMAN OF THE YEAR

1990: James Willis (Defensive)

1995: Martavius Houston (Co-Defensive)

1999: Ronney Daniels

2019: Bo Nix

2020: Tank Bigsby

SEC SCHOLAR-ATHLETE OF THE YEAR

2003: Dontarrious Thomas, LB

SEC PLAYER OF THE WEEK

OFFENSE

1985: Bo Jackson (9/6), Bo Jackson (10/4),
Bo Jackson (10/18), Bo Jackson (11/16)

1986: Brent Fullwood (9/27), Brent Fullwood
(10/11), Brent Fullwood (10/25), Brent
Fullwood (11/29)

1987: Jeff Burger (10/10), Jeff Burger (11/14),
Stacy Danley (11/28)

1988: Reggie Slack (11/12)

1989: Alexander Wright (9/9), Alexander Wright
(12/2)

1990: James Joseph (9/15), Stan White (9/29)

1993: James Bostic (9/4), Stan White (9/18),
Stan White (10/16), James Bostic (11/13)

1994: Patrick Nix (10/8), Patrick Nix (10/15),
Stephen Davis (10/29)

1997: Dameyune Craig (9/22)

1999: Ben Leard (11/15)

2000: Rudi Johnson (9/2)

2001: Carnell Williams (11/10)

2002: Carnell Williams (9/16), Carnell Williams
(9/30), Ronnie Brown (11/4)

2003: Carnell Williams (10/6), Carnell Williams
(10/13), Carnell Williams (10/20), Carnell
Williams (11/24)

2004: Carnell Williams (9/13), Jason Campbell
(9/20), Jason Campbell (10/18)

2005: Kenny Irons (10/15), Kenny Irons (11/12)

2006: Kenny Irons (9/4)

2010: Cam Newton (9/2), Cam Newton (9/25),
Cam Newton (10/16), Cam Newton (10/23)
Cam Newton (11/13), Cam Newton (11/26)

2011: Michael Dyer (10/31)

2013: Nick Marshall (10/19), Tre Mason (11/2),
Nick Marshall (11/9), Nick Marshall
(11/30)

2016: Kamryn Pettway (10/29)

2017: Jarrett Stidham (9/23), Kerryon Johnson
(10/7), Kerryon Johnson (11/11), Jarrett
Stidham (11/25)

2020: Seth Williams (10/24)

2021: Bo Nix (10/2)

DEFENSE

1986: Aundray Bruce (9/27), Kurt Crain (10/18,
11/29)

1987: Nate Hill (9/5), Kurt Crain (10/3, 10/31,
11/28), Aundray Bruce (10/17)

1988: Tracy Rucker (9/24), Quentin Riggins
(10/29), Brian Smith (11/12), Ron
Stallworth (11/26)

1989: Lamar Rogers (9/16), Quentin Riggins
(11/4), John Wiley (11/18)

1990: Walter Tate (10/6)

1991: Darrell Crawford (9/14)

1992: Tim Cromartie (9/26)

1993: Chris Shelling (10/9), Brian Robinson
(10/30), Jason Miska (11/20)

1994: Mike Pelton (9/5), Chris Shelling (9/19)

1995: Marcellus Mostella (9/2, 10/7)

1996: Jimmy Brumbaugh (10/12), Takeo Spikes
(11/2)

1997: Takeo Spikes (11/17)

2000: Rodney Crayton (10/28)

2001: Dontarrious Thomas (10/13), Rashaud
Walker (10/13)

2002: Reggie Torbor (9/23), Karlos Dansby
(10/28), Travaris Robinson (11/25)

2004: Junior Rosegreen (10/4), Travis Williams
(11/1)

Honor Roll

- 2005:** Will Herring (9/10), Travis Williams (10/1)
2006: Quentin Groves (10/16)
2007: Jerraud Powers (10/1), Tray Blackmon (10/15)
2009: Craig Stevens (9/21), Walter McFadden (11/2)
2010: Nick Fairley (9/11, 10/2), Josh Bynes (9/18)
2011: Corey Lemonier (10/17)
2013: Robenson Therezie (8/31)
2014: Joshua Holsey (9/18)
2017: Jeff Holland (10/21)
2018: Darrell Williams (9/1)
2019: Jeremiah Dinson (8/31), Zakoby McClain (11/30)
2020: Smoke Monday (11/21)
2021: Zakoby McClain (10/30)

OFFENSIVE LINEMAN

- 2004:** Troy Reddick (9/13), Marcus McNeill (10/25)
2005: Leon Hart (11/5), Joe Cope (11/12)
2006: Ben Grubbs (9/11, 11/6), Tim Duckworth (10/2), King Dunlap (10/23)
2007: Tyronne Green (10/8)
2008: Jason Bosley (9/8)
2010: Mike Berry (11/13)
2013: Reese Dismukes (11/16)
2016: Alex Kozan (10/22)
2017: Braden Smith (11/4), Casey Dunn (11/11)
2019: Mike Horton (9/28)
2020: Nick Brahm (11/21)

DEFENSIVE LINEMAN

- 2004:** Jay Ratliff (11/22)
2005: Marquies Gunn (10/29)
2006: Quentin Groves (11/20)
2007: Quentin Groves (9/3), Antonio Coleman (10/29), Josh Thompson (11/26)
2008: Antonio Coleman (9/29)
2009: Antonio Coleman (9/14, 11/2)
2010: Mike Blanc (9/25), Nick Fairley (10/16, 10/23, 11/26)
2016: Carl Lawson (10/9), Montravius Adams (10/22)
2017: Marlon Davidson (9/23)
2018: Nick Coe (9/1, 10/20, 11/3)
2019: Marlon Davidson (9/7, 9/14, 10/19, 11/23), Derrick Brown (9/21, 10/5, 11/2)
2020: Derick Hall (10/31, 12/12)
2021: Colby Wooden (10/16, 10/30)
2022: Derick Hall (9/24), Colby Wooden (11/12)

SPECIAL TEAMS

- 2004:** Kody Bliss (11/1), Carnell Williams (11/15)
2006: Kody Bliss (9/18), Matt Clark (9/25)
2007: Patrick Tatum (9/24), Wes Byrum (10/1)
2008: Tristan Davis (11/10)
2009: Wes Byrum (9/7), Demond Washington (11/16)
2010: Wes Byrum (10/9), Demond Washington (10/30)
2011: Steven Clark (10/3, 10/17)
2012: Cody Parkey (9/15)
2013: Chris Davis (11/9, 11/30)
2014: Quan Bray (9/27); Daniel Carlson (10/4)
2015: Daniel Carlson (9/5); Johnathan Ford (10/3)
2016: Daniel Carlson (9/10, 9/24, 10/29)
2017: Daniel Carlson (10/7, 11/11)
2018: Noah Igbinoghene (9/22)
2019: Anders Carlson (11/30)

FRESHMAN

- 2005:** Brad Lester (9/17, 10/1), Blake Field (9/24),
2006: Aairon Savage (10/30)
2009: Onterio McCalebb (9/7, 10/5)
2010: Michael Dyer (10/30)
2011: Tre Mason (9/5)
2013: Carl Lawson (10/5), Jeremy Johnson (10/12, 10/26)
2014: Daniel Carlson (8/30)
2017: Nick Coe (9/3, 10/21, 11/25), Aidan Marshall (11/4)
2018: Seth Williams (11/3)
2019: Bo Nix (8/31, 9/28), D.J. Williams (10/26)
2020: Jaylin Simpson (9/26)
2021: Jarquez Hunter (10/2)

SEC COMMUNITY SERVICE TEAM

- 1994:** Andy Fuller
1995: Andy Fuller
1996: Jessie McCovery
1997: Charles Dorsey
1998: Charles Dorsey
1999: Haven Fields
2000: Cole Cubelic
2001: James Callier
2002: Damon Dvual
2003: Reggie Torbor
2004: Philip Yost
2005: Will Herring
2006: Karibi Dede
2007: Zach Gilbert
2008: Jerraud Powers
2009: Walter McFadden
2010: Zach Clayton
2011: Dee Ford
2012: Philip Lutzenkirchen
2013: Nosa Eguae
2014: Sammie Coates
2015: Jonathan Wallace
2016: Daniel Carlson
2017: Daniel Carlson
2018: Derrick Brown
2019: Derrick Brown
2020: Eli Stove
2021: Chandler Wooten
2022: Anders Carlson

SEC MEDIA DAYS PARTICIPANTS

- 1987:** Stacy Searels, Kevin Porter
1988: N/A
1989: Craig Ogletree, Rob Selby
1990: Ed King, David Rocker
1991: Corey Barlow, Bob Meeks
1992: Fred Baxter, Chris Gray
1993: Stan White (QB), Wayne Gandy (OL)
1994: Frank Sanders (WR), Chris Shelling (DB)
1995: Stephen Davis (RB), Anthony Harris
1996: Willie Gosha (WR), Marcellus Mostella
1997: Dameyune Craig (QB), Takeo Spikes (LB)
1998: Karsten Bailey (WR), Charles Dorsey
1999: Jeno James (OL), Jimmy Brumbaugh (DL)
2000: Ben Leard (QB), Rob Pate (DB)
2001: Kendall Simmons (OL), James Callier (WR)
2002: Lorenzo Diamond (TE), Dontarrius Thomas (LB)
2003: Jason Campbell (QB), Karlos Dansby (LB)
2004: Carnell Williams (RB), Junior Rosegreen (DB)
2005: Marcus McNeill (OL), Travis Williams (LB)
2006: Courtney Taylor (WR), Will Herring (LB)
2007: Brandon Cox (QB), Quentin Groves (DL)
2008: Jason Bosley (OL), Sen'Derrick Marks (DL)
2009: Tommy Trott (TE), Antonio Coleman (DL)

- 2010:** Lee Ziemba (OT), Josh Bynes (LB), Aairon Savage (DB)
2011: Philip Lutzenkirchen (TE), Emory Blake (WR), Nosa Eguae (DE)
2012: Philip Lutzenkirchen (TE); Emory Blake (WR); Corey Lemonier (DE)
2013: Chris Davis (CB); Dee Ford (DE); Jay Prosch (FB)
2014: Reese Dismukes (C); C.J. Uzomah (TE); Gabe Wright (DL)
2015: Jonathan Jones (DB); Jeremy Johnson (QB); Kris Frost (LB)
2016: Montravius Adams (DL); Marcus Davis (WR); Carl Lawson (DE)
2017: Daniel Carlson (PK), Tray Matthews (DB), Braden Smith (OL)
2018: Deshaun Davis (LB), Dontavius Russell (DL), Jarrett Stidham (QB)
2019: Derrick Brown (DL), Marlon Davidson (DL), Prince Tega Wanogho (OL)
2020: cancelled/covid-19
2021: Bo Nix (QB), Owen Pappoe (LB)
2022: Tank Bigsby (RB), Derick Hall (DE), John Samuel Shenker (TE)
2023: Luke Deal (TE), Elijah McAllister (OLB), Kam Stutts (OG)

SEC LEGENDS

- 1994:** Tracy Rucker
1995: Tucker Frederickson
1996: Joe Cribbs
1997: Zeke Smith
1998: Pat Sullivan
1999: Jackie Burkett
2000: Stacy Danley
2001: Mike Kolen
2002: Terry Beasley
2003: Steve Wallace
2004: Jimmy "Red" Phillips
2005: Ed Dyas
2006: Bo Jackson
2007: Ken Rice
2008: Al Del Greco
2009: Quentin Riggins
2010: Gregg Carr
2011: Buddy McClinton
2012: James Owens
2013: Frank Sanders
2014: Carnell "Cadillac" Williams
2015: Takeo Spikes
2016: Jason Campbell
2017: Carlos Rogers
2018: Ronnie Brown
2019: Karlos Dansby
2020-21: not awarded/covid-19
2022: Ben Tamburello

Honor Roll

ACADEMIC ALL-SEC

Year	Player	Pos.	Curriculum	Grade	Year	Player	Pos.	Curriculum	Grade
1954:	Jimmy Long	End	Mechanical Engineering	B+		Gregg Carr	LB	Engineering	3.15
	Dave Middleton	HB	Pre-Medicine	A		Mark Dorminey	FS	Building Science	3.02
1955:	Bob Scarbrough	G	Engineering	A		Tracy Turner	OT	Pre-Law	3.06
	Fob James	HB	Aero Engineering	B	1983:	Gregg Carr	LB	Civil Engineering	3.72
	Joe Childress	HB	Education	B		Ed Graham	RB	Mechanical Engineering	3.35
1957:	Jimmy Phillips	E	Education	B+	1984:	Gregg Carr	LB	Civil Engineering	3.47
	Lloyd Nix	QB	Pre-Dental	B+		Kyle Collins	HB	Public Administration	3.08
1958:	Zeke Smith	G	Education	B		Yann Cowart	C	Architecture	3.00
	Lloyd Nix	QB	Pre-Dental	A		Jeff Parks	TE	Speech Communication	3.15
	Tommy Lorino	HB	Business Administration	B	1985:	Ed Graham	HB	Mechanical Engineering	3.48
1959:	Jackie Burkett	C	Forestry	B		Tracy Turner	OL	Political Science	3.65
1960:	Ed Dyas	FB	Pre-Medicine	A-		Russ Carreker	LB	Animal & Dairy Science	3.37
1961:	Wayne Frazier	C	Education	A		Kyle Collins	TB	Public Administration	3.01
1962:	Winky Giddens	T	Business Administration	A		Yann Cowart	OL	Building Science	3.28
	David Rawson	FB	Pre-Dental	A-		Jeff Parks	TE	Speech Communication	3.48
1963:	Billy Edge	HB	Pre-Medicine	B+	1986:	Rob Shuler	OL	Finance	3.44
1964:	Bill Cody	LB	Education	B+		Jimmie Warren	CB	Rehabilitation Services	3.08
1965:	John Cochran	MG	Aerospace Engineering	A+		Russ Carreker	LB	Animal & Dairy Science	3.38
	Bill Cody	LB	Education	B		Yann Cowart	OG	Architecture	3.19
1966:	Al Griffin	DE	Pre-Law	B		Gary Kelley	OLB	Adult Education	3.00
	Charles Collins	DT	Education	B		Pat Mote	SN	Industrial Arts	3.05
	Bobby Beard	DB	Pre-Medicine	A		Tom Powell	FS	Vocational Education	3.04
1967:	Charles Collins	DT	Education	B	1987:	Ben Tamburello	C	Adult Education	3.05
	Gusty Yearout	MG	Pre-Law	B		Win Lyle	PK	Pre-Medicine	3.24
	George Davison	DB	Liberal Arts	A-	1988:	Hal Clemmer	OLB	Accounting	3.14
1968:	Al Griffin	T	Engineering	B		Jimmy Clemmer	S	Economics	3.04
	John Riley	PK	Business Administration	B		Win Lyle	PK	Pre-Medicine	3.39
1969:	John Riley	PK	Business Administration	B		Greg Staples	S	Criminal Justice	3.08
	Buddy McClinton	S	Business Administration	B+	1989:	Shayne Wasden	WR	Liberal Arts	3.30
			(3.0 System)			Hal Clemmer	OLB	Finance	3.39
1970:	Neal Dettmering	DE	Pre-Law	2.34		Win Lyle	PK	Pre-Medicine	3.66
	Marell Jerkins	LB	Civil Engineering	2.06	1990:	Pedro Cherry	WR	Pre-Engineering	3.48
1971:	Pat Sullivan	QB	Business Administration	2.20		Clay Davis	K	Pre-Medicine	3.31
	Tommy Lowery	FB	Business Administration	2.10		Roy Hunter	DB	Social Work	3.08
	Mike Neel	R	English	2.22		Danny Ledbetter	LB	Pre-Business	3.04
1972:	Chris Linderman	RB	Secondary Education	2.02		Chad Muilenburg	FB	Building Science	3.11
	Benny Sivley	DT	Secondary Education	2.11	1991:	Dale Overton	WR	Physical Education	3.03
	Mike Neel	R	English	2.35		Shayne Wasden	WR	Social Science Ed.	3.38
	Dave Beck	DB	Business	2.00		Chris Jones	SS	Management	3.00
1973:	Benny Sivley	DT	Secondary Education	2.41		Chad Muilenburg	FB	Building Science	3.11
	Bill Luka	LB	Accounting	2.33	1992:	Richard Shea	DT	Management	3.22
	Bobby Davis	LB	Finance	2.76		Todd Boland	OL	Marketing	3.14
1974:	Rick Neel	RB	Engineering	3.13		Sean Carder	WR	Pre-Vet Medicine	3.23
	Bobby Davis	LB	Business	2.39		Terry Daniel	P	Physical Education	3.12
	Bruce Evans	CB	Education	2.76		Chris Gray	OL	Marketing	3.05
1975:	Chuck Fletcher	T	Pre-Medicine	3.00		Richard Hanna	QB	Management	3.00
	Chris Vacarella	WB	Business	2.41	1993:	Clay Helton	QB	Mechanical Engineering	3.02
	Rick Neel	CB	Electrical Engineering	2.22		Shawn Malone	TE	Electrical Engineering	3.63
1976:	Dick Hayley	TE	Business	2.37		Todd Boland	OL	Marketing	3.08
	Bill Evans	T	Marine Biology	3.00		Jimmy Bryan	FB	Mechanical Engineer	3.43
	Chris Vacarella	WB	Business	2.80		Sean Carder	WR	Veterinary Medicine	3.36
1977:	Dick Hayley	TE	Business	2.81		John Franklin	OL	Pre-Mech. Engineer	3.02
	Marvin Trott	C	Pre-Optometry	2.43	1994:	Stan White	QB	Radio Television Film	3.04
	Freddie Smith	LB	Education	2.44		John Franklin	OL	Engineering	3.34
	Jeff Gray	DB	Pre-Medicine	2.42		Matt Hawkins	PK	Finance	3.86
1978:	Dick Hayley	TE	Business	2.25		Patrick Nix	QB	Math/Political Science	3.56
	Jorge Portela	PK	Electrical Engineering	2.22	1995:	J.D. Walker	WR	Health Promotion	3.31
	Jeff Gray	DB	Pre-Medicine	2.54		Toby Anderson	LB	Forestry	3.41
1979:	Brad Everett	T	Business	2.00		John Franklin	TE	Agricultural Engineer	3.15
	Ken Luke	FS	Business	2.27		Matt Hawkins	P/PK	Graduate MBA	3.97
	Jorge Portela	PK	Electrical Engineering	2.20		Bryan Northcutt	PK/H	Applied Math	3.40
	Gilbert Sellers	LB/C	Pre-Veterinary Medicine	2.36	1996:	Jim Roe	OT	Business	3.00
	Charlie Trotman	QB	Political Science	2.00		Allan Brown	DB	Political	3.55
			(4.0 System)			Jim Roe	OT	Economics	3.00
1980:	Gilbert Sellers	C	Pre-Veterinary Medicine	3.93		Jeremy Zills	P	Forestry Engineering	3.16
	Ken Luke	DB	Industrial Management	3.39	1997:	Andrew Chambers	PK	Electrical Engineering	3.00
	Brian Atkins	WR	Building Science	3.01		Dameyune Craig	QB	Adult Ed./Distribution	3.48
	Vernon Blackard	DE	Pre-Engineering	3.20		Ryan Hooker	QB	Pre-Business	3.23
	Mark Dorminey	FS	Building Science	3.61		David McGill	LB	Agricultural Education	3.29
	Jim Skuthan	G	Political Science	3.54		Paul Owen	TE	Finance	3.07
1981:	Vernon Blackard	DT	Pre-Engineering	3.04		John Pass	PK	Aerospace Engineering	3.31
	Alan Bollinger	P	Civil Engineering	3.19		Hicks Poor	WR	Secondary School/Math	3.52
	Gregg Carr	LB	Chemical Engineering	3.08		Anthony VanDeusen	DL	Aerospace Engineering	3.30
	Dan Dickerson	DT	Distributive Education	3.06		Brandon White	WR	Philosophy	3.61
	Mark Dorminey	FS	Building Science	3.07	1998:	Jeremy Zills	P	Forestry Engineering	3.34
	Scott Riley	DE	Building Science	3.13		Dustin Byrd	WR	Exercise Science	3.14
1982:	Vernon Blackard	DT	Forestry Engineering	3.03		Andrew Chambers	PK	Electrical Engineering	3.07
						Ryan Hooker	WR	Marketing	3.39
						David McGill	DB	Agricultural Education	3.88
						Rob Pate	DB	Liberal Arts	3.10
						Reid Tankersley	TE	Liberal Arts	3.25

Honor Roll

	Brent Turner	SN	Distributive Education	3.11	TJ Jackson	NG	Adult Education	4.00
	Marcus Washington	OLB	Wildlife Science	3.02	Jake Slaughter	FB	Adult Education	4.00
	Brandon White	WR	Philosophy	3.34	Tre Smith	RB	Information Systems Mgmt.	3.17
	Jeremy Zills	P	Forestry Engineering	3.47	Carl Stewart	RB	Political Science	3.42
1999:	Dave Beasley	TE	Finance	3.011	Josh Thompson	NG	Physical Education	3.41
	Rob Bironas	PK	International Business	3.239	Antarrious Williams	LB	Adult Education	4.00
	Brad Bourne	TE	Management	3.017	Travis Williams	LB	Adult Education	4.00
	Damon Duval	P	Undeclared	3.021	2006: Cole Bennett	TE	Information Systems Mgmt.	4.00
	Rashan Frost	DT	Exercise Science	3.348	Kody Bliss	P	Adult Education	3.45
	Ryan Hooker	WR	Marketing	3.391	Jason Bosley	OL	Finance	3.08
	Brent Mueller	DT	Mechanical Engineering	3.18	Pete Compton	DS	Geography	3.00
	Rob Pate	FS	Zoology	3.31	Joe Cope	C	Adult Education	
	Colin Sears	OL	Mgmt Info. Systems	3.007	Karibi Dede	LB	Collaborative Special Ed.	4.00
	Reid Tankersley	TE	Health Promotion	3.231	Stephen Gowland	FB	Finance	3.25
	Brent Turner	SN	Marketing Education	3.419	Ben Grubbs	OG	Adult Education	4.00
	Brandon White	WR	Philosophy	3.354	Lee Guess	WR	Business Administration	3.25
2000:	Damon Duval	P	Health Promotion	3.08	Brant Haynie	SS	Biomedical Sciences	3.61
	Rashan Frost	DT	Exercise Science	3.41	Will Herring	LB	Exercise Science	
	Spencer Harris	OL	Mechanical Engineering	3.03	Perry Hooper	RB	Information Systems Mgmt.	3.25
	Ryan Hooker	WR	Marketing	3.69	Matthew Motley	H	Exercise Science	3.20
	Michael Lindsey	DS	Business Education	3.09	Tre Smith	RB	Information Systems Mgmt.	3.60
	Taylor Mosley	K	Pre-Med	3.76	Carl Stewart	FB	Social Science Education	3.42
	Brent Mueller	DT	Biomedical Sciences	3.66	Josh Thompson	NG	Physical Education	3.33
	Rob Pate	Whip	Zoology	3.31	2007: Cole Bennett	TE	Information Systems Mgmt.	3.50
	Colin Sears	OT	Mgmt Info. Systems	3.22	Jason Bosley	OL	Finance	3.13
	Reid Tankersley	TE	Health Promotion	3.12	Neil Caudle	QB	Pre-Building Science	3.17
2001:	Damon Duval	K	Health Promotion	3.78	Rick Cherry	DS	Pre-Business	3.46
	Justin Fetsko	WR	Pre-Physical Therapy	3.89	John Cubelic	WR	Mass Communication	3.30
	Michael Lindsey	DS	Business Education	3.37	Zach Gilbert	DB	Interdepartmental	3.27
	Javor Mills	DE	Sociology	3.09	Danny Perry	FB	Exercise Science	2.91
	Alton Moore	DE	Adult Education	3.19	Carl Stewart	FB	Social Science Education	3.27
	Taylor Mosley	K	Biomedical Sciences	4.00	Josh Thompson	NG	Physical Education	3.32
	Ben Nowland	C	Industrial Design	3.00	Jackson Timmerman	OL	Physics	3.14
	Dontarrious Thomas	LB	Management Info. Systems	3.34	Tommy Trott	TE	Public Administration	3.31
	Reggie Torbor	DE	Criminology	3.21	2008: Neil Caudle	QB	Pre-Building Science	
	Jeremy Wells	DS	Marketing	3.28	Wade Christopher	LB	Pre-Medicine	
2002:	Daniel Cobb	QB	Marketing	3.43	Antonio Coleman	DE	Criminology	
	Damon Duval	K/P	Health Promotion	3.33	Jared Cooper	OL	Pre-Nursing Science	
	Justin Fetsko	H	Exercise Science	4.00	John Cubelic	WR	Radio, TV & Film	
	Bret Holliman	S	Biosystems Engineering	3.03	Michael Gibson	RB	Civil Engineering	
	Michael Lindsey	DS	Business Education	3.90	Josh Harris	DS	Political Science	
	Ben Nowland	C	Industrial Design	3.70	Morgan Hull	K	Pre-Medicine	
	Mark Pera	OT	International Business	3.00	Ryan Pugh	OL	Pre-Building Science	
	Dontarrious Thomas	LB	Management Info. Systems	3.57	Mike Slade	DB	Undeclared Liberal Arts	
	Philip Yost	K	Business Administration	3.30	Jackson Timmerman	OL	Physics	
2003:	Jason Campbell	QB	Public Administration	3.13	Tommy Trott	TE	Public Administration	
	Karibi Dede	S	Collaborative Teacher Ed	3.41	Bailey Woods	TE	Public Administration	
	Justin Fetsko	WR	Psychology	4.00	2009: Gabe Barrett	DB	English	
	Will Herring	FS	Exercise Science	3.46	Mike Berry	OL	Public Administration	
	Tommy Jackson	NG	Public Administration	3.43	Chandler Brooks	PK	Wildlife	
	Ben Obomanu	WR	Finance	3.57	Neil Caudle	QB	Building Science	
	Jonathan Palmer	OG	Electrical Engineering	3.10	Wade Christopher	LB	Biomedical Sciences	
	Mark Pera	OG	Marketing	3.03	Antonio Coleman	DE	Health Promotions	
	Tre Smith	RB	Accounting	3.00	Jared Cooper	OL	General Social Science	
	Dontarrious Thomas	LB	Political Science	3.89	John Cubelic	WR	Radio, TV and Film	
	Jeremy Wells	DS	Business Administration	3.12	Zac Etheridge	DB	Public Administration	
	Philip Yost	K	Business Administration	3.07	Josh Harris	DS	Political Science	
2004:	Cole Bennett	TE	Business Administration	3.57	Morgan Hull	PK	Biomedical Sciences	
	Kody Bliss	P	Marketing	3.52	Walter McFadden	DB	Political Science	
	Ronnie Brown	RB	Adult Education	3.27	Ryan Pugh	C	Building Science	
	Jason Campbell	QB	Adult Education	4.00	Ashton Richardson	LB	Animal Sciences-Pre Vet	
	Karibi Dede	LB	Collaborative Special Ed.	3.34	Chris Todd	QB	Physical Education	
	Lee Guess	WR	Pre-Business	3.27	Tommy Trott	TE	Public Administration	
	Brant Haynie	DB	Pre-Medicine	3.64	Barrett Trotter	QB	Undeclared Liberal Arts	
	Will Herring	S	Exercise Science	3.44	Derek Winter	WR	Management	
	Bret Holliman	FS	Agricultural Economics	3.80	Bailey Woods	TE	Public Administration	
	TJ Jackson	NG	Public Administration	3.06	2010: Dashaun Barnes	LB	Sociology	
	Danny Lindsey	OG	Exercise Science	4.00	Joel Bonomolo	DE	Philosophy-Religion	
	Matthew Motley	WR	Pre-Nursing	3.08	Blake Burgess	C	Theatre	
	Ben Obomanu	WR	Finance	3.35	Neil Caudle	QB	Building Science	
	Tre Smith	RB	Economics - Liberal Arts	3.13	Wade Christopher	LB	Biomedical Sciences	
	Carl Stewart	RB	Political Science	3.37	Zach Clayton	DT	Agricultural Business and Economics	
	Carnell Williams	RB	Sociology	3.00	Josh Harris	DS	Political Science	
	Philip Yost	K	Finance	3.06	Philip Lutzenkirchen	TE	Radio, TV and Film	
2005:	Cole Bennett	TE	Information Systems Mgmt.	3.62	Woody Parramore	DB	Mechanical Engineering	
	Kody Bliss	P	Marketing	3.49	Ryan Pugh	C	Building Science	
	Chas Crofoot	DS	Adult Education	3.27	Spencer Pybus	LB	Pre-Social Science General Education	
	Karibi Dede	LB	Collaborative Special Ed.	3.24	Ashton Richardson	LB	Animal Science-Production Management	
	Lee Guess	WR	Graduate - Finance	3.00	Craig Stevens	LB	Exercise Science	
	Brant Haynie	DB	Biomedical Studies	3.63	Barrett Trotter	QB	Communication	
	Will Herring	S	Exercise Science	3.50	Derek Winter	WR	Accountancy	

Honor Roll

2011:	Joel Bonomolo	DE	Interdisciplinary Studies	Jeffrey Whitaker	DL	Communication
	Chandler Brooks	PK	Wildlife	Jermaine Whitehead	DB	Political Science
	Steven Clark	P	Exercise Science	Patrick Young	TE	Biomedical Science
	Jared Cooper	C	General Social Science Education	Jack Bjork	P	Building Science
	Adam Dyas	DB	Undeclared Sciences and Math, Pre-Med	Daniel Carlson	K	Marketing
	Tunde Fariyike	OL	Undeclared Sciences and Math, Pre-Med	Tyler Carr	OL	Pre-Building Science
	Trent Fisher	DB	Communications	Chandler Cox	FB	Pre-Business
	Josh Harris	DS	Political Science	Devonte Danzey	OL	Adult Education Graduate
	Wo-Otinnah Iyegha		Electrical Engineering	Austin Dupper	DB	Industrial & Systems Engineering
	Anthony Morgan	RB	Interdisciplinary Studies	Justin Garrett	LB	Adult Education Graduate
	Dustin Norris		Building Science	Aaron Garrison	DL	Mechanical Engineering
	Ryan Preston	OL	Industrial and Systems Engineering	Austin Golson	OL	Public Administration
	Ashton Richardson	LB	Animal Sciences Pre-Vet	Gray King	WR	Marketing
	John Sullen	OL	History	Alex Kozan	OL	Business Administration Graduate
2012:	Barrett Trotter	QB	Public Administration	Chris Laye	TE	Supply Chain Management
	Taylor Williams	WR	Political Science	Robert Leff	OL	Mechanical Engineering
	Ryan Carter	QB	Pre-Business	Damian Lewis	RB	Physical Activity & Health
	Steven Clark	P	Exercise Science	Jonathan Parslow	LS	Finance
	Chris Davis	DB	Public Administration	Kevin Phillips	P	Public Relations
	Adam Dyas	DB	Biomedical Sciences	Ike Powell	LS	Pre-Nursing
	Tunde Fariyike	OL	Biomedical Sciences	Dontavius Russell	DL	Pre-Health Administration
	Trent Fisher	DB	Communication	Chase Schaum	WR	Pre-Business
	Alex Kozan	OL	Pre-Business	Braden Smith	OL	Pre-Exercise Science
	Robert Leff	OL	Pre-Electrical Engineering	Tyler Stovall	H	Marketing
	Jake Lembke	DS	Wildlife Ecology & Management	Keenan Sweeney	FB	Science & Math
	Philip Lutzenkirchen	TE	Communication	Tucker Tuberville	QB	Finance
	Duncan McKinney	K	Pre-Business	Tre' Williams	LB	Communication
	Ashton Richardson	LB	Animal Sciences	Montravius Adams	DL	Interdisciplinary Studies
2013:	Greg Robinson	OL	Sociology	Jack Bjork	WR	Building Science
	Avery Young	OL	Fitness, Conditioning & Performance	Markell Boston	DB	Interdisciplinary Studies
	Patrick Young	TE	Sciences & Math	Daniel Carlson	K	Business Administration Graduate
	Will Adams	OL	Pre-Building Science	Marcus Davis	WR	Adult Education Graduate
	Cameron Artis-Payne	RB	Public Administration	T.J. Davis	DB	Adult Education Graduate
	Gage Batten	FB	Biomedical Sciences	Austin Dupper	DB	Engineering Graduate
	Reid Brooks	DE	Pre-Chemical Engineering	Marquel Harrell	OL	Exercise Science
	Steven Clark	P	Exercise Science Graduate	Jalen Harris	TE	Interdisciplinary Studies
	Michael Clifton	TE	Mechanical Engineering	Joshua Holsey	DB	Adult Education Graduate
	Reese Dismukes	C	Public Administration	Antwan Jackson	DL	Fitness & Conditioning
	Ben Durand	QB	Public Administration	Kerryon Johnson	RB	Exercise Science
	Adam Dyas	DB	Biomedical Sciences	Caleb King	TE	Management
	Nosa Eguae	DT	Physical Activity and Health	Alex Kozan	OL	Business Administration Graduate
	Tunde Fariyike	C	Biomedical Sciences	Robert Leff	OL	Mechanical Engineering
2014:	Trent Fisher	DB	Communication	Raymond Lester	DB	Pre-Architecture
	Alex Kozan	OG	Finance	Damian Lewis	RB	Physical Activity & Health
	Alex Kvikly	K	Marketing	Ryan Meneely	OL	Pre-Business
	Duncan McKinney	K	Entrepreneurship and Family Business	Kevin Phillips	P	Public Relations
	Cassanova McKinzy	LB	Public Administration	Ike Powell	LS	Exercise Science
	Cody Parkey	K	Communication	Dontavius Russell	DL	Health Administration
	Greg Robinson	OT	Public Administration	Ian Shannon	K/P	Pre-Business
	Craig Sanders	DE	Fitness, Conditioning and Performance	Bailey Sharp	OL	Exercise Science
	Chandler Shakespeare	RB	Adult Education Graduate	Braden Smith	OL	Exercise Science
	Jackson Thomas	DL	Civil Engineering	Jason Smith	WR	Interdisciplinary Studies
	Patrick Young	FB	Biomedical Sciences	Tyler Stovall	H	Marketing
	Niko Anthony	DB	Industrial Engineering	Keenan Sweeney	FB	Biomedical Sciences
	Peyton Barber	RB	Pre-Business	Jackson Thomas	LB	Civil Engineering
	Gage Batten	FB	Exercise Science	Stanton Truitt	WR	Fitness & Conditioning
Alec Brown	DL	Conservation/Biodiversity	Prince Tega Wanogho	OL	Pre-Business	
2015:	Wirth Campbell	WR	Business Administration	Devin Adams	QB	Interdisciplinary Studies
	Daniel Carlson	K/P	Pre-Business	Pete Berryman	TE	Industrial & Systems Engineering
	Michael Clifton	LB	Mechanical Engineering	Nick Brahms	OL	Pro Flight Management
	Shon Coleman	OL	Adult Education	Derrick Brown	DL	Marketing
	Reese Dismukes	C	Public Administration	Tucker Brown	TE	Finance
	Ben Durand	QB	Finance	Brock Campbell	DB	Business Administration
	Aaron Garrison	DL	Mechanical Engineering	Daniel Carlson	K	Business Administration Graduate
	Corey Grant	RB	Physical Education	Chandler Cox	FB	Media Studies
	Jimmy Hutchinson	P	Pre-Business	Jamel Dean	DB	Public Administration
	Gray King	WR	Pre-Business	Phelps Gambill	OL	Pre-Building Science
	Alex Kozan	OG	Finance	Austin Golson	OL	Adult Education Graduate
	Alex Kvikly	K	Marketing	Jalen Harris	TE	Interdisciplinary Studies
	Chris Laye	TE	Pre-Business	Mike Horton	OL	Mechanical Engineering
	Damian Lewis	RB	Physical Activity and Health	Caleb King	TE	Management
2016:	Duncan McKinney	K	Entrepreneurship	Sage Ledbetter	K	Agricultural Business
	Patrick Miller	OL	Public Administration	Tray Matthews	DB	Adult Education Graduate
	Jonathon Mincy	DB	Adult Education	Ryan Meneely	OL	Management
	LaDarius Owens	DL	Adult Education	Spencer Nigh	FB	Business Administration
	Chad Slade	OG	Adult Education	Pace Ozmint	WR	Pre-Business
	Spencer Smith	TE	Nutrition & Dietetics	Ike Powell	LS	Exercise Science
	Tyler Stovall	P	Pre-Business	Jacob Rogers	DB	Pre-Business
	Robenson Therezie	DB	Public Administration	Prince Sammons	OL	Pre-Business
	Tucker Tuberville	QB	Finance	Ian Shannon	P	Pro Flight Management
	Jonathan Wallace	QB	Physical Education	Bailey Sharp	OL	Exercise Science

Honor Roll


	Sam Sherrod	DB	Marketing		John Samuel Shenker	TE	Finance
	Braden Smith	OL	Exercise Science		Clarke Smith	LS	Engineering
	Jarrett Stidham	QB	Interdisciplinary Studies		Bill Taylor	LS	Agricultural Communications
	Tyler Stovall	H	Business Graduate		Barrett Tindall	LB	Civil Engineering
	Keenan Sweeney	FB	Biomedical Sciences		Jacob vonEschenbach	DE	Industrial & Systems Engineering
2018:	Chris Bobo	DB	Pre-Aerospace Engineering		Zykeivous Walker	DE	Pre-Business
	Nick Brahms	OL	Pro Flight Management	2021:	Brooks Walton	LB	Aerospace Engineering
	Tucker Brown	TE	Supply Chain Management		Seth Williams	WR	Interdisciplinary Studies
	Anders Carlson	K	Pro Flight Management		Malcolm Askew	DB	Science Education
	Tanner Dean	LB	Mechanical Engineering		John Reese Bellew	DB	Electrical Engineering
	Jamel Dean	DB	Public Administration		Tank Bigsby	RB	Business Administration
	Joshua French	DB	Mechanical Engineering		Jackson Billings	WR	Adult Education
	Phelps Gambill	OL	Building Science		Nick Brahms	OL	Aerospace Engineering
	Marquel Harrell	OL	Exercise Science		Elijah Canion	WR	Finance
	Alec Jackson	DL	Law & Justice		Anders Carlson	K	Economics
	Trent Kelley	OL	Finance		Oscar Chapman	P	Marketing
	Traivon Leonard	DB	Pre-Business		Sammy Cohen	DB	Finance
	Ryan Meneely	OL	Management		Luke Deal	TE	Political Science
	Spencer Nigh	FB	Business Administration		Brandon Frazier	TE	Business
	Jordyn Peters	DB	Marketing		Tyler Fromm	TE	Business
	Jacob Rogers	DB	Business Administration		Devin Guice	DB	Civil Engineering
	Prince Sammons	OL	Marketing		Reed Hughes	LS	Information Systems Management
	Ian Shannon	P/K	Pro Flight Management		Alec Jackson	OL	Adult Education
	Sam Sherrod	DB	Marketing		Tate Johnson	OL	Building Science
	Bill Taylor	LS	Pre-Business		Keiondre Jones	OL	Professional Flight Management
	Barrett Tindall	LB	Civil Engineering		Barton Lester	LB	Physical Activity & Health
2019:	Devonte Booker	DE	Pre-Communication		Jake Levant	LB	Liberal Arts
	Nick Brahms	OL	Professional Flight Management		Trey Lindsey	QB	Fitness Conditioning & Performance
	K.J. Britt	LB	Supply Chain Management		Russ Logan	LB	Finance
	Sal Cannella	WR	Interdisciplinary Studies		Grant Loy	QB	Information Systems Management
	Anders Carlson	K	Professional Flight		Aidan Marshall	P	Exercise Science
	Craig Carter	DB	Agricultural Business & Economics		Trent Mason	WR	Accounting
	Tanner Dean	LB	Mechanical Engineering		Jackson McFadden	WR/H	Finance
	Jack Driscoll	OL	Business Administration Graduate		Evan McGuire	K	Exercise Science
	Marquel Harrell	OL	Nutrition		Marshall Meyers	P	Finance
	Will Hastings	WR	Business Administration		Smoke Monday	DB	Interdepartmental Studies
	Jacob Jasinski	RB	Professional Flight		Tommy Nesmith	WR	Interdepartmental Studies
	Trent Kelley	OL	Finance		Caylin Newton	WR	Marketing
	Kaleb Kim	OL	Marketing		Bo Nix	QB	Communication
	Russ Logan	LB	Pre-Building Science		Sawyer Pate	QB	Business
	Jackson McFadden	WR	Finance		Ben Patton	K	Physical Activity & Health
	Peyton Nance	DT	Wildlife Enterprise Management		Jacob Quattlebaum	LS	Business Administration
	Cameron Payne	WR	Supply Chain Management		Malcolm Russell	WR	Business
	Jordyn Peters	DB	Marketing		David Shannon	OL	Business Administration
	Erik Piedy	DB	Biomedical Sciences		John Samuel Shenker	TE	Liberal Arts
	Jacob Quattlebaum	LS	Pre-Electrical Engineering		Wesley Steiner	LB	Physical Activity & Health
	Jacob Rogers	DB	Business Administration		Zykeivous Walker	DL	Finance
	Malcolm Russell	WR	Civil Engineering		Brooks Walton	LB	Accounting
	Prince Sammons	OL	Marketing		Chandler Wooten	LB	Community Planning
	Cord Sandberg	QB	Pre-Communication		Jeremiah Wright	DL	Communication
	Bailey Sharp	OL	Exercise Science		Kilian Zierer	OL	Journalism
	Sam Sherrod	DB	Marketing	2022:	John Reese Bellew	DB	Exercise Science
	Bill Taylor	LS	Agricultural Communications		Jackson Billings	WR	Supply Chain Management
	Barrett Tindall	LB	Civil Engineering		Cort Bradley	OL	Professional Flight
	Brooks Walton	LB	Aerospace Engineering		Nick Brahms	OL	MBA
	Prince Tega Wanogho	OL	Human Development & Family Studies		Anders Carlson	K	MBA
2020:	Tank Bigsby	RB	Pre-Communication		Oscar Chapman	P	Accounting
	Nick Brahms	OL	Business Administration		Sammy Cohen	LB	Finance
	Anders Carlson	K	Business Administration		Luke Deal	TE	Adult Education
	Luke Deal	TE	Political Science		Brandon Frazier	TE	Supply Chain Management
	Tyler Fromm	TE	Professional Flight		Tyler Fromm	TE	Professional Flight
	Shedrick Jackson	WR	Supply Chain Management		Reed Hughes	LS	Journalism
	Jacob Jasinski	RB	Professional Flight		Jarquez Hunter	RB	Natural Resources Management
	Tate Johnson	OL	Pre-Business		Avery Jernigan	OL	Physical Education
	Trent Kelley	OL	Management Info Systems		Jonathan LeGrand	LB	Fitness Conditioning & Performance
	Trey Lindsey	QB	Finance		Barton Lester	LB	MBA
	Russ Logan	LB	Building Science		Jake Levant	LB	Accounting
	Tashawn Manning	OL	Interdisciplinary Studies		Trey Lindsey	QB	Finance
	Zakoby McClain	LB	Interdisciplinary Studies		Trent Mason	RB	Building Science
	Roger McCreary	DB	Interdisciplinary Studies		Evan McGuire	K	Information Systems Management
	Jackson McFadden	WR	Finance		Marshall Meyers	K	Finance
	Tommy Nesmith	WR	Exercise Science		Tommy Nesmith	WR	Exercise Science
	Bo Nix	QB	Communications		Sawyer Pate	QB	Marketing
	Ben Patton	K	Pre-Business		Jacob Quattlebaum	LS	MBA
	Erik Piedy	DB	Biomedical Sciences		John Samuel Shenker	TE	Information Systems Management
	Zion Puckett	DB	Mechanical Engineering		Wesley Steiner	LB	Science Education
	Jacob Quattlebaum	LS	Electrical Engineering		Austin Troxell	OL	Supply Chain Management
	Mark-Antony Richards	RB	Pre-Communication		Kyle Vaccarella	LS	Business
	Malcolm Russell	WR	Civil Engineering		Garrison Walker	DL	Psychology
	Prince Sammons	OL	Marketing		Kilian Zierer	OL	Health Graduate Studies
	Cord Sandberg	QB	Communications				

National Football Foundation Hall of Fame


There are 12 former Auburn players and coaches who have been inducted into the College Football Hall of Fame.



Coach Mike Donahue
1904-06; 1908-22
Inducted 1951



Coach John W. Heisman
1895-1899
Inducted 1954




Jimmy Hitchcock
1930-32 • Halfback
Inducted 1954



Walter Gilbert
1934-36 • Center
Inducted 1956




Coach Ralph "Shug" Jordan
1951-75
Inducted 1982



Pat Sullivan
1969-71 • Quarterback
Inducted 1991




Tucker Frederickson
1962-64 • Fullback
Inducted 1994



Bo Jackson
1982-85 • Running Back
Inducted 1998



Terry Beasley
1969-71 • Wide Receiver
Inducted 2002



Tracy Roker
1985-88 • Defensive Tackle
Inducted 2004



Coach Pat Dye
1981-92
Inducted 2005



Ed Dyas
1958-60 • Fullback/Kicker
Inducted 2009

College All-Star Games

BLUE-GRAY ALL-STAR CLASSIC

- 1938: Oscar Burford, E
Bo Russell, T
Junie Burns, G
Jack Meagher, coach
- 1939: Milton Howell, G
Malvern Morgan, C
- 1940: Dick McGowen, B
- 1941: Lloyd Cheatham, B
- 1942: Roy "Monk" Gafford, B
- 1944: Tex Warrington, C
Curtis Kuykendall, B
Carl Voyles, coach
- 1948: Hal Herring, C
Russ Inman, B
- 1949: Travis Tidwell, B (MVP)
- 1950: Tom Banks, G
- 1951: Ed "Foots" Bauer, G
- 1952: Lee Hayley, E
Dudley Spence, B
- 1956: Jerry Elliott, E
Chuck Maxime, G
Ernest Danjean, G
Howell Tubbs, QB
Shug Jordan, coach
- 1958: Cleve Wester, T
Jim Jeffery, G
- 1959: Bobby Wasden, E
Ted Foret, T
- 1961: Dave Edwards, E
Wayne Frazier, C
Bobby Hunt, QB (MVP)
- 1962: Jim Price, C
Winky Giddens, T
Don Downs, E
- 1964: Mike Alford, C
Billy Edge, HB
- 1965: Ronnie Baynes, E
Jack Thornton, T
John Cochran, LB
- 1966: Tom Bryan, RB
- 1967: Freddie Hyatt, E
Forrest Blue, C
Tommy Lunceford, P
- 1975: Jeff Gilligan, WR
Ben Strickland, C
Rick Telhiard, DL
- 1976: Phil Gargis, QB
Neil O'Donoghue, K
- 1977: Lynn Johnson, G
Tommy Hicks, DE
- 1978: Mike Burrow, OL
- 1979: Charlie Trotman, QB
James McKinney, DB
Fred Smith, LB
Doug Barfield, coach
- 1980: Frank Warren, DL
James Brooks, RB
George Stephenson, OL
Byron Franklin, WR
Doug Barfield, coach
- 1981: Edmund Nelson, DL
Keith Uecker, OL
- 1982: Chris Martin, LB
Mike Edwards, WR
- 1991: Corey Barlow, DB
Eddie Blake, OG
Victor Hall, TE
Bob Meeks, C
- 1992: Karekin Cunningham, LB
Chris Gray, OL
Alex Smith, RB
- 1993: Scott Etheridge, K
Damon Primus, DL
Anthony Redmon, OL
Stan White, QB

- 1994: Thomas Bailey, WR
Terry Daniel, P
Joe Frazier, FB
Mike Pelton, DL
Frank Sanders, WR
Chris Shelling, DB
Gary Walker, DL
Terry Bowden, coach
- 1998: Karsten Bailey, WR
DeMarcus Curry, OL
Charles Dorsey, DL
Jayson Bray, DB
- 1999: Jimmy Brumbaugh, DT
Jeno James, OT
Kenny Kelly, LB
Quinton Reese, LB
Marcus Washington, LB
Tommy Tuberville, coach

BLUE-GRAY HALL OF FAME

- 1990: Ralph "Shug" Jordan
- 1992: Vince Dooley
- 1994: James Brooks
- 1997: Forrest Blue
- 1999: Travis Tidwell
- 2000: Pat Dye

COLLEGE ALL-STAR GAME

- 1942: Lloyd Cheatham, QB
- 1945: Joseph Eddins, T
Caleb Washington, C
- 1946: Monk Gafford, HB
Bill Harris, C
- 1950: Travis Tidwell, QB/HB
- 1954: Vince Dooley, QB
- 1955: Dave Middleton, HB
- 1956: M.L. Brackett, T
Joe Childress, FB
Frank D'Agostino, T
- 1958: Billy Atkins, FB
Ben Preston, OT
Jim Phillips, E
- 1960: Jackie Burkett, C
Zeke Smith, G
- 1961: Ken Rice, OT
- 1962: Wayne Frazier, C
Billy Wilson, OT
- 1963: Jim Price, C
- 1964: George Rose, HB
- 1965: Tucker Frederickson, HB
- 1968: Forrest Blue, C
Fred Hyatt, E
- 1971: Larry Willingham, DB
- 1972: Pat Sullivan, QB
Terry Beasley, WR

EAST-WEST SHRINE GAME

- 1957: Jim Phillips, E
- 1958: Jerry Wilson, E
Tom Lorino, RB
- 1960: Jackie Burkett, C
Zeke Smith, G
Ken Rice, OT
Ed Dyas, FB/K
- 1977: Reese McCall, TE
- 1981: Frank Warren, OT
- 1982: Keith Uecker, OG
- 1983: Bob Harris, DB
- 1984: Lionel James, HB
Doug Smith, DT
- 1985: Ben Thomas, DT
- 1989: Walter Reeves, TE
- 1996: Anthony Harris, LB

- 2001: Ben Leard, QB
- 2006: Cooper Wallace, TE
Tommy Jackson, NG
- 2007: Kody Bliss, P
- 2008: Jonathon Wilhite, CB
King Dunlap, OT
- 2011: Wes Byrum, K
- 2013: Emory Blake, WR
- 2014: Steven Clark, P
- 2016: Kris Frost, LB
- 2017: Alex Kozan, OG
Tony Stevens, WR
- 2018: Austin Golson, OL
- 2019: Ryan Davis, WR
- 2020: Javaris Davis, DB
Jeremiah Dinson, DB
Jack Driscoll, OL
- 2022: Zakoby McClain, LB
- 2023: Kilian Zierer, OL

HULA BOWL

- 1958: Red Phillips, E
- 1959: Tom Lorino, B
Jerry Wilson, T
Ken Rice, T
- 1961: Billy Wilson, T
- 1962: Joe Cribbs, RB
- 1980: George Stephenson, OT
James Brooks, RB
Doug Barfield, coach
- 1984: David Jordan, OL
- 1985: Gregg Carr, LB
- 1986: Gerald Robinson, DE
- 1987: Ben Tamburello, C
- 1988: Aundray Bruce, DE
Jeff Burger, QB
- 1989: Tracy Rocker, DT
Jim Thompson, OT
- 1995: Thomas Bailey, WR
- 1997: Leonard Thomas, OG
- 2005: Brett Eddins, DE
- 2006: Marcus McNeill, OT
Ben Obomanu, WR
Tommy Tuberville, coach
- 2007: Will Herring, OLB
John Vaughn, K
- 2021: Jordyn Peters, DB
Eli Stove, WR
- 2022: Brodarious Hamm, OL
Bydarrius Knighten, DB
Demetris Robertson, WR

NFLPA COLLEGIATE BOWL

- 2012: Neiko Thorpe, DB
- 2015: LaDarius Owens, DL
Chad Slade, OL
- 2016: Ricardo Louis, WR
- 2022: T.D. Moultry, DL
- 2023: Brandon Council, OL

SENIOR BOWL

- 1950: Travis Tidwell, B
- 1951: Tom Banks, G
- 1952: Homer Williams, B
- 1953: Bill Turnbeaugh, T
- 1954: Ed Baker, C
Vince Dooley, B
Bobby Duke, B
- 1955: George Atkins, G
Bobby Freeman, B
Jack Locklear, C
- 1956: M.L. Brackett, T
Joe Childress, B

College All-Star Games

	Frank D'Agostino, T Fob James, B Bob Scarbrough, G		Pat Washington, QB Gerald Williams, DL		DeMarco McNeil, DL Dontarrious Thomas, LB
1957:	Ernie Danjean, G	1987:	Tommie Agee, RB Brent Fullwood, RB Ben Tamburello, OL	2005:	Jason Campbell, QB Carlos Rogers, DB Junior Rosegreen, DB Cadillac Williams, RB
1958:	Billy Atkins, B Jimmy Phillips, E Ben Preston, T	1988:	Scott Bolton, WR Aundray Bruce, LB Jeff Burger, QB Kurt Crain, LB Rob Goff, DL Nate Hill, DL Edward Phillips, LB Kevin Porter, DB Stacy Searels, OL	2006:	Devin Aromashodu, WR Ben Obomanu, WR Anthony Mix, WR Travis Williams, LB Marcus McNeill, OL
1959:	Jim Jeffery, T	1989:	Walter Reeves, TE Tracy Rocker, DL Benji Roland, DL Brian Smith, DL Ron Stallworth, DL Jim Thompson, OL Lawyer Tillman, WR	2007:	Tim Duckworth, OL Ben Grubbs, OL David Irons, DB Kenny Irons, RB Courtney Taylor, WR
1960:	Jackie Burkett, C Lamar Rawsom, B Zeke Smith, G	1990:	John Hudson, OL Craig Ogletree, LB Quentin Riggins, LB Reggie Slack, QB Alexander Wright, WR	2008:	Cole Bennett, TE Patrick Lee, DB
1961:	Ed Dyas, B Bobby Lauder, B	1991:	Stacy Danley, RB Fernando Horn, DL James Joseph, RB David Rocker, DL Lamar Rogers, DL Rob Selby, OL John Wiley, DB	2009:	Tyronne Green, OL
1963:	Dave Edwards, E Jim Price, C	1992:	Corey Barlow, DB Eddie Blake, OL Herbert Casey, WR Darrel Crawford, LB Bob Meeks, OL	2010:	Antonio Coleman, DL Ben Tate, RB
1964:	George Rose, B	1993:	Tim Cromartie, DL Chris Gray, OL	2011:	Josh Bynes, LB Zac Etheridge, DB Lee Ziemba, OL
1965:	Tucker Frederickson, B Jimmy Sidle, QB Mickey Sutton, B	1994:	Wayne Gandy, OL Damon Primus, DL Tony Richardson, RB Stan White, QB	2012:	Josh Harris, LS
1966:	Bill Cody, C Jack Thornton, G	1995:	Terry Daniel, P Mike Pelton, DL Frank Sanders, WR Chris Shelling, DB	2013:	Philip Lutzenkirchen, TE Onterrio McCalebb, RB
1968:	Forrest Blue, C Freddy Hyatt, E	1996:	Stephen Davis, RB Andy Fuller, TE Anthony Harris, LB Matt Hawkins, P Dell McGee, DB Shannon Roubique, OL	2014:	Chris Davis, DB Dee Ford, DL Cody Parkey, K Jay Prosch, FB
1969:	Loran Carter, QB Tim Christian, E	1997:	Jessie McCoverly, TE Marcellus Mostella, LB Mark Smith, DL	2015:	Cameron Artis-Payne, RB Sammie Coates, WR Reese Dismukes, OL Nick Marshall, DB C.J. Uzomah, TE Gabe Wright, DL
1970:	Tom Banks, OL Mike Kolen, LB Buddy McClinton, DB	1998:	Fred Beasley, RB Dameyune Craig, QB Jaret Holmes, K Victor Riley, OL	2016:	Jonathan Jones, DB
1971:	Bobby Strickland, LB Larry Willingham, DB Mickey Zofko, RB	1999:	Karsten Bailey, WR Charles Dorsey, DL	2017:	Montravius Adams, DL Johnathan Ford, DB Robert Leff, OL
1972:	Terry Beasley, WR Bob Brown, DL Pat Sullivan, QB	2000:	Leonardo Carson, DL Jeno James, OL Quinton Reese, DL Marcus Washington, LB	2018:	Daniel Carlson, K Austin Golson, OL Tray Matthews, DB Ike Powell, LS Tre' Williams, LB
1973:	Terry Henley, RB Mack Lorendo, OL Danny Sanspree, DL	2001:	Larry Casher, DB Ben Leard, QB Alex Lincoln, LB	2019:	Dashaun Davis, LB Dontavious Russell, DL Jarrett Stidham, QB Marlon Davidson, DE Javaris Davis, DB Prince Tega Wanogho, OL
1974:	Benny Sivley, DL	2002:	Tim Carter, WR Kendall Simmons, OL	2020:	Johnathan Ford, DB Robert Leff, OL
1975:	Ken Bernich, LB Mike Fuller, DB Lee Gross, OL Andy Steele, OL	2003:	Mark Brown, LB Damon Duval, K Ben Nowland, OL	2021:	K.J. Britt, LB
1976:	Rick Telhiard, DL	2004:	Brandon Johnson, RB	2022:	Roger McCreary, DB
1977:	Phil Gargis, QB Neil O'Donoghue, K Dave Ostrowski, OL			2023:	Derick Hall, DE Eku Leota, DL
1978:	Lynn Johnson, OL				
1979:	William Andrews, RB Mike Burrow, OL				
1980:	Joe Cribbs, RB Skip Johnston, OL Reese McCall, TE Jorge Portela, K Freddie Smith, LB				
1981:	James Brooks, RB Byron Franklin, WR George Stephenson, OL Frank Warren, DL				
1982:	Edmond Nelson, DL George Peoples, RB Danny Skutack, LB Keith Uecker, OL				
1983:	Mike Edwards, WR Chris Martin, LB				
1984:	Al Del Greco, K Donnie Humphrey, DL Doug Smith, DL Ed West, TE				
1985:	Clayton Beauford, WR John Dailey, LB David King, DB Ben Thomas, DL				
1986:	Lewis Colbert, P Bo Jackson, RB Jeff Parks, TE Steve Wallace, OL				

RAYCOM ALL-STAR CLASSIC

2013:	Daren Bates, DB Onterio McCalebb, RB John Sullen, OL
-------	--

COLLEGE ALL-STAR BOWL

2014:	Nosa Eguae, DL Jake Holland, LB Ryan White, DB
-------	--

TROPICAL BOWL

2018:	Wilson Bell, OL
2022:	Tony Fair, DL
2023:	Shedrick Jackson, WR John Samuel Shenker, TE

Auburn Awards

Cliff Hare Award

The highest honor an Auburn athlete can receive is the Cliff Hare Award, presented annually to the athlete who, "in addition to athletic and scholastic achievement, exhibits in great degree the qualities of leadership, integrity and courage." Clifford Leroy Hare was a member of Auburn's first football team, professor of chemistry, president of the Southern Conference, and faculty athletic chairman. Dean Hare believed, "athletics make men strong, study makes men wise, and character makes men great."

Year	Athlete	Sport
1958	Jimmy Phillips	Football
1959	Lloyd Nix	Football
1960	Henry Hart	Basketball
1961	Ed Dyas	Football
1962	Don Machen	Football
1963	Layton Johns	Basketball
1964	Mailon Kent	Football
1965	Billy Edge	Football
1966	John Cochran	Football
1967	Bobby Beaird	Football
1968	Marvin Tucker	Football
1969	Al Griffin	Football
1970	Connie Frederick	Football
1971	Alvin Bresler	Football
1972	Pat Sullivan	Football
1973	Mike Neel	Football
1974	Benny Sivley	Football
1975	Bobby Davis	Football
1976	Rick Neel	Football
1977	Gary Schatz	Swimming
1978	Marvin Trott	Football
1979	Jeff Gray	Football
1980	Charlie Trotman	Football
1981	Ambrose "Rowdy" Gaines	Swimming
1982	Edmund Nelson	Football
1983	Mark Dorminey	Football
1984	Randy Campbell	Football
1985	Gregg Carr	Football
1986	Rob Shuler	Football
1987	Yann Cowart	Football
1988	Rodney Bowman	Swimming
1989	Randy Hudson	Track
1990	Win Lyle	Football
1991	Geoff Answini	Swimming
1992	Chad Mulenburb	Football
1993	Karekin Cunningham	Football
1994	Stan White	Football
1995	Jay Waggoner	Baseball
1996	Patrick Nix	Football
1997	Wes Flanigan	Basketball
1998	Dameyune Craig	Football
1999	Casey Dunn	Baseball
2000	Mathew Busbee	Swimming
2001	Jeff Somensatto	Swimming
2002	Estevam Strecker	Tennis
2003	Ben Nowland	Football
2004	B.J. Jones	Swimming
2005	Caesar Garcia	Diving
2006	Doug Van Wie	Swimming
2007	Steven Segerlin	Diving
2008	Jay Moseley	Golf
2009	Glenn Northcutt	Golf
2010	Jordan Anderson	Swimming
2011	Dan Mazzaferro	Diving
2012	Corey Luckie	Baseball
2013	Ashton Richardson	Football
2014	T.J. Leon	Swimming
2015	Frazier McKean	Diving
2016	Justin Youtsey	Diving
2017	Joe Patching	Swimming
2018	Wesley Curles	Track
2019	Tommy Brewer	Swimming
2020	Jack Driscoll	Football
2021	Jordyn Peters	Football
2022	Tad Maclean	Tennis

Shug Jordan Award

Upon his retirement as head coach in 1975, Ralph "Shug" Jordan and family originated a trust fund to present an annual award to the outstanding senior player each season. The award is presented at the annual A-Day game. The award reads: "Down through the years, outstanding Auburn football players have become outstanding citizens. Knowing this truth, and having a deep abiding faith in these men, I am proud to honor Auburn University's outstanding senior football player with this award."

Year	Athlete, Pos.
1976	Phil Gargis, quarterback
1977	Lynn Johnson, offensive guard
1978	William Andrews, fullback
1979	Joe Cribbs, running back
1980	James Brooks, running back
1981	Edmund Nelson, defensive tackle
1982	Bob Harris, defensive back
1983	Lionel James, halfback
1984	Gregg Carr, linebacker
1985	Bo Jackson, tailback
1986	Ben Tamburello, center
1987	Duke Donaldson, wide receiver
1988	Ron Stallworth, defensive tackle
	Walter Reeves, tight end
1989	Alexander Wright, wide receiver
1990	Rob Selby, offensive tackle
1991	Bob Meeks, center
1992	Karekin Cunningham, linebacker
1993	Stan White, quarterback
1994	Frank Sanders, wide receiver
1995	Andy Fuller, tight end
1996	Jessie McCovery, tight end
1997	Dameyune Craig, quarterback
1998	Charles Dorsey, nose tackle
1999	Marcus Washington, defensive end
2000	Ben Leard, quarterback
2001	James Callier, defensive end
2002	Travaris Robinson, safety
2003	Reggie Torbor, defensive end
2004	Jason Campbell, quarterback
2005	T.J. Jackson, nose guard
2006	John Vaughn, placekicker
2007	Cole Bennett, tight end
2008	Tristan Davis, running back
2009	Antonio Coleman, defensive end
2010	Wes Byrum, placekicker
	Zach Clayton, defensive tackle
2011	Neiko Thorpe, defensive back
2012	T'Sharvan Bell, defensive back
2013	Jay Prosch, fullback
2014	Cameron Artis-Payne, running back
2015	Jonathan Jones, defensive back
2016	Marcus Davis, wide receiver
2017	Daniel Carlson, kicker
	Tre' Williams, linebacker
2018	Ryan Davis, wide receiver
2019	Daniel Thomas, defensive back
2020	Eli Stove, wide receiver
2021	Chandler Wooten, linebacker
2022	Anders Carlson, kicker

Walter Gilbert Award

The Gilbert Award is given annually to former Auburn athletes who have distinguished themselves through achievements after graduation from Auburn. The award is given in memory of Auburn's three-time All-America center Walter Gilbert, who later became vice president of Texaco's European Oil Operations. Gilbert was Auburn's second All-America, played for coach Ralph "Shug" Jordan and lived in Auburn until his death in 1979.

Year	Athlete	Sport
1981	Joe Stewart	Football
1982	Thomas K. McGehee	Football
1983	Joel Eaves	Football
1984	Dr. David Middleton	Football
1985	William A. Fickling, Jr.	Basketball
1986	Ted Ferreira	Football
1987	John Adcock	Football
1988	Bill Nichols	Football
1989	C.H. "Babe" McGehee	Football
1990	Billy Hitchcock	Baseball/Football
1991	Vince Dooley	Football/Basketball
1992	Jeff Beard	Track
1993	Morris Savage	Football
1994	Ed Dyas	Football
1995	Lloyd Nix	Football
1996	Richard Guthrie	Football, Track
1997	Jim Voss	Wrestling
1998	Ernie Warren	Football
1999	Dr. James E. Martin	Basketball
2000	John Mengelt	Basketball
2001	Hal Herring	Football
2002	Jim Fippe	Basketball
2003	Mac Crawford	Football
2004	David Marsh	Swimming
2005	Charles Carlan	Baseball
2006	R. Kenneth Johns	Football
2007	L. Gaines Lanier	Football
2008	Pat Sullivan	Football
2009	Ray Groover	Basketball
2010	Ken Rice	Football
2011	Read Montague	Track & Field
2012	Dr. John Cochran	Football
2013	Lee Griffith	Football
2014	Bo Jackson	Football
2015	Kim Evans	Golf
2016	Dick Ingwersen	Football
2017	Jerry Smith	Track
2018	Don Machen	Football
2019	Quentin Riggins	Football
2020-21	Tucker Frederickson	Football
2022	Steve Wilson	Football

James Owens Courage Award

The James Owens Courage Award was established in 2012 to honor the legacy of James Owens, who broke the color barrier on the football field at Auburn in 1969. The award is presented annually to a current or former Auburn football player who has displayed courage in the face of adversity while contributing to the betterment of Auburn.

Year	Recipient
2012	James Owens
2013	Zac Etheridge
2014	Lee Carpenter
2015	Shon Coleman
2016	Carl Lawson
2017	Terry Beasley
2018	Chette Williams
2019	Jawara White
2020	Brodarius Hamm
2021	Randy Walls
2022	Dave Lyon

Auburn Awards

Unsung Hero Award

The Unsung Hero Award is presented annually by the Chilton County Auburn Club to an individual whose good work and meaningful contribution has gone largely unnoticed by the public. Established in 1966, the Unsung Hero Award was presented to Auburn athletes until 1988 when NCAA rule changes no longer allowed alumni groups to present awards to student-athletes. From 1988-96, the award was presented to a deserving staff member; in 1997, Auburn student-athletes were once again eligible to win the award.

Year	Athlete, Sport
1966	John McAfee, Football
1967	Ray Cox, Baseball
1968	Q.V. Lowe, Baseball
1969	Pete McKenzie, Baseball
1970	Mary Clyde Huff, Head Majorette
1970	Connie Frederick, Football
1971	Alvin Bresler, Football, Track Ralph "Shug" Jordan, Football Coach
1972	Dick Schmaltz, Football
1973	Rick Neel, Football
1974	Roger Mitchell, Football
1975	Mike Flynn, Football
1976	Jim Pitts, Football
1977	Scholarship Fund
1978	Rick Freeman, Football
1979	Alan Hardin, Football
1980	Mark Clement, Football
1981	Bill Grisham, Football
1982	Alan Bollinger, Football
1983	Dennis Collier, Football
1984	Al Del Greco, Football Greg Turner, Men's Basketball
1985	Sonny Smith, Head Men's Basketball Coach
1986	Kyle Collins, Football
1987	Pat Mote, Football
1988	Reggie Herring, Asst. Coach, Football
1989	Frank Cox, Equipment Supervisor
1990	Larry Blakeney, Asst. Coach, Football
1991	Frank Young, Administrative Assistant
1992	Paul Conner, Assistant to the Athletic Director/Facilities
1993	Herb Waldrop, Trainer
1994	David Housel, Sports Information Director
1995	Joe Whitt, Asst. Coach, Football
1996	Hal Baird, Baseball Coach
1997	Wes Flanigan, Men's Basketball
1998	Hicks Poor, Football
1999	Brent Turner, Football
2000	Jimmy Brumbaugh, Football
2001	Alex Lincoln, Football
2002	Hart McGarry, Football
2003	Buddy Davidson, Assistant Athletic Director/SID
2004	Chette Williams, Team Chaplain
2005	Jeremy Ingle, Football
2006	Jake Slaughter, Football
2007	Joe Cope, Football
2008	Carl Stewart, Football
2009	Tommy Tuberville, Football Coach
2010	Antonio Coleman, Football
2011	Zac Etheridge, Football
2012	Josh Harris, Football
2013	John Sullen, Football
2014	Craig Sanders, Football
2015	Malcolm Canada, Basketball
2016	Jonathan Wallace, Football
2017	Joshua Holsey, Football
2018	Tyler Stovall, Football
2019	Chandler Cox, Football
2020-21	no banquet/pandemic
2022	T.D. Moultry, Football

Bill Streit Award

The Bill Streit Award was presented annually from 1954-2004 by the Jefferson County Auburn Club to the senior football player with the highest grade point average in memory of G.W. "Bill" Streit, a tackle on Auburn's 1904 and 1905 teams and a member of Auburn's All-Time Team selected in 1943. Streit, an outstanding scholar-athlete, earned a degree from Auburn and went on to become a success in the business and professional world. He continued to support college football by officiating in the Southern and Southeastern Conferences for many years. Bill Streit credited any success he achieved to his Auburn experiences, both athletically and academically.

Year	Athlete	Year	Athlete
1954	Dave "Hoppy" Middleton	1981	Alan Bollinger
1955	Fob James	1982	Vernon Blackard
1956	Jerry Elliott	1983	Mark Dorminey
1957	Tim Baker	1983	Don Anderson
1958	Morris Savage	1984	Ed Graham
1959	Lamar Rawson		Tracy Turner
1960	Ed Dyas	1985	Kyle Collins
1961	Don Machen	1986	Yann Cowart
1962	Mailon Kent	1987	Chris Knapp
1963	Howard Simpson	1988	Greg Staples
1964	Billy Edge	1989	Win Lyle
1965	John Cochran	1990	Roy Hunter
1966	Bobby Beaird	1991	Chad Muilenburg
1967	George Davidson	1992	Karekin Cunningham
1968	Al Giffin		Stan Vetock
1969	John "Rat" Riley	1993	Pedro Cherry
1970	Mac Crawford	1994	J.D. Walker
1971	Pat Sullivan	1995	Bryan Northcutt
1972	Mike Neel	1996	Allan Brown
1973	Bobby Davis	1997	John Pass
1974	Bruce Evans	1998	David McGill
1975	Rick Neel		
1976	Chris Vacarella	1999	Ryan Hooker
1977	Bob Butler	2000	Rob Pate
	Dick Hayley	2001	Taylor Mosley
1978	Jeff Gray	2002	Damon Duval
1979	Jorge Portela	2003	Justin Fetsko
1980	Gilbert Sellers	2004	Ben Obomanu

Jack Meagher Award

The Coach Jack Meagher Award was established in 2004 to ensure proper recognition and appreciation for the many contributions Coach Jack Meagher made to Auburn and its athletic programs and to recognize and show appreciation to the men who played for Coach Meagher, The Meagher's Marauders. The award is presented annually to a person with Auburn University affiliation who made significant contributions to society through athletics.

Year	Recipient
2004	Meagher's Marauders
2005	Dr. Jack Hughston
2006	Kenny Howard
2007	Billy Hitchcock
2008	Spence McCracken
2009	Larry Blakeney
2010	Tommie Agee
2011	David Housel
2012	Herb "Hub" Waldrop
2013	Buddy Davidson
2014	Ronnie Baynes
2015	Bo Jackson
2016	Mike Kolen
2017	Pat Sullivan
2018	Rodney Garner
2019	Rod and Paula Bramblett
2020	not awarded
2021	Rowdy Gaines
2022	Dr. James Andrews

Auburn Awards

Several major awards are presented to Auburn football players each year. These awards are for outstanding accomplishment on the field and they are named for four of Auburn's greatest football players. The Leading Tackler Award is named in honor of Mike Kolen, Auburn's Captain Crunch. After an outstanding career at Auburn, Kolen went on to play on two Miami world championship teams, including the undefeated team of 1972. The Defensive Player of the Year Award is named in honor of Zeke Smith, a two-time All-America in 1958-59 and winner of the Outland Award in 1958. The Best Blocking Lineman Award is named for Ken Rice, an All-America tackle in 1959-60, one of Auburn's last great two-way players. The Offensive Player of the Year Award is named for Pat Sullivan, quarterback from 1969-71, and winner of the 1971 Heisman Trophy.

KEN RICE AWARD

Best Blocking Lineman

1977	Marvin Trott, center
1978	Mike Burrow, tackle
1979	George Stephenson, tackle
1980	Keith Uecker, tackle
1981	Keith Uecker, guard
1982	Ed West, tight end
1983	Ed West, tight end
1984	Ben Tamburello, center
1985	Steve Wallace, tackle
1986	Stacy Searels, tackle
1987	Stacy Searels, tackle
1988	Jim Thompson, tackle
1989	John Hudson, center
1990	Rob Selby, tackle
1991	Bob Meeks, center
1992	Chris Gray, tackle
1993	Wayne Gandy, tackle
1994	Shannon Roubique, center
1995	Shannon Roubique, center
1996	Jim Roe, tackle
1997	Jeno James, tackle
1998	Jeno James, tackle
1999	Jeno James, tackle
2000	Colin Sears, tackle
2001	Kendall Simmons, tackle
2002	Ben Nowland, center
2003	Danny Lindsey, center
2004	Marcus McNeill, tackle
2005	Marcus McNeill, tackle
2006	Ben Grubbs, guard
2007	Tyrone Green, guard
2008	Tyrone Green, guard
2009	Mike Berry, guard
	Lee Ziemba, tackle
2010	Ryan Pugh, center
2011	Brandon Mosley, tackle
2012	Philip Lutzenkirchen, tight end
2013	Reese Dismukes, center
2014	Reese Dismukes, center
2015	Shon Coleman, tackle
2016	Braden Smith, guard
2017	Braden Smith, guard
2018	Marquel Harrell, guard
2019	Prince Tega Wanogho, tackle
	Mike Horton, guard
2020	Tashawn Manning, guard
2021	Brodarious Hamm, tackle
2022	John Samuel Shenker, tight end

PAT SULLIVAN AWARD

Offensive Player of the Year

1977	William Andrews, fullback
1978	Joe Cribbs, running back
1979	Joe Cribbs, running back
1980	James Brooks, running back
1981	George Peoples, fullback
1982	Lionel James, halfback
1983	Bo Jackson, halfback
1984	Jeff Parks, tight end
	Ron Middleton, tight end
1985	Jeff Parks, tight end
	Ron Middleton, tight end
1986	Brent Fullwood, tailback
1987	Jeff Burger, quarterback
1988	Reggie Slack, quarterback
1989	Reggie Slack, quarterback
1990	Stan White, quarterback
1991	Bob Meeks, center
1992	James Bostic, tailback
1993	James Bostic, tailback
1994	Frank Sanders, wide receiver
1995	Patrick Nix, quarterback
1996	Dameyune Craig, quarterback
1997	Jaret Holmes, placekicker
1998	Karsten Bailey, wide receiver

1999	Ronney Daniels, wide receiver
2000	Rudi Johnson, tailback
2001	Tim Carter, wide receiver
2002	Ronnie Brown, tailback
2003	Carnell Williams, tailback
2004	Ronnie Brown, tailback
2005	Ben Obomanu, wide receiver
2006	Courtney Taylor, wide receiver
2007	Brandon Cox, quarterback
2008	Mario Fannin, running back
2009	Ben Tate, running back
2010	Cam Newton, quarterback
2011	Philip Lutzenkirchen, tight end
2012	Onterio McCalebb, running back
2013	Nick Marshall, quarterback
2014	Nick Marshall, quarterback
2015	Peyton Barber, running back
2016	Kamryn Pettway, running back
2017	Kerryon Johnson, running back
2018	Jarrett Stidham, quarterback
2019	Bo Nix, quarterback
	Seth Williams, wide receiver
2020	Tank Bigsby, running back
2021	Tank Bigsby, running back
2022	Tank Bigsby, running back

MIKE KOLEN AWARD

Leading Tackler

1977	Freddie Smith, linebacker
1978	Donnie Givens, linebacker
1979	Freddie Smith, linebacker
1980	Chris Martin, linebacker
1981	Danny Skutack, linebacker
1982	Gregg Carr, linebacker
1983	Gregg Carr, linebacker
1984	Ben Thomas, def. tackle
1985	Tracy Rucker, def. tackle
1986	Kurt Crain, linebacker
1987	Kurt Crain, linebacker
1988	Quentin Riggins, linebacker
1989	Quentin Riggins, linebacker
1990	James Willis, linebacker
1991	Darrel Crawford, linebacker
1992	James Willis, linebacker
1993	Jason Miska, linebacker
1994	Anthony Harris, linebacker
1995	Anthony Harris, linebacker
1996	Takeo Spikes, linebacker
1997	Takeo Spikes, linebacker
1998	Leonardo Carson, defensive end
1999	Alex Lincoln, linebacker
2000	Alex Lincoln, linebacker
2001	Dontarrious Thomas, linebacker
2002	Mark Brown, linebacker
2003	Karlos Dansby, linebacker
2004	Travis Williams, linebacker
2005	Will Herring, safety
2006	Will Herring, linebacker
2007	Josh Thompson, tackle
2008	Zach Etheridge, safety
2009	Josh Bynes, linebacker
2010	Josh Bynes, linebacker
2011	Daren Bates, linebacker
2012	Daren Bates, linebacker
2013	Cassanova McKinzy, linebacker
2014	Johnathan Ford, defensive back
2015	Johnathan Ford, defensive back
2016	Tray Matthews, defensive back
2017	Deshaun Davis, linebacker
2018	Deshaun Davis, linebacker
2019	Jeremiah Dinson, safety
2020	Zakoby McClain, linebacker
2021	Zakoby McClain, linebacker
2022	Owen Pappoe, linebacker

ZEKE SMITH AWARD

Defensive Player of the Year

1977	Freddie Smith, linebacker
1978	Donnie Givens, linebacker
1979	Freddie Smith, linebacker
1980	Danny Skutack, linebacker
1981	Donnie Humphrey, tackle
	Mark Dorminey, free safety
	Bob Harris, strong safety
1982	Doug Smith, defensive tackle
1983	Kevin Greene, defensive end
1984	Harold Hallman, noseguard
1985	Tracy Rucker, defensive tackle
1986	Nate Hill, defensive tackle
1987	Tracy Rucker, defensive tackle
1988	Tracy Rucker, defensive tackle
1989	Craig Ogletree, outside linebacker
1990	David Rocker, defensive tackle
1991	Corey Barlow, cornerback
1992	Fred Smith, cornerback
1993	Damon Primus, defensive tackle
1994	Mike Pelton, defensive tackle
1995	Marcellus Mostella, outside linebacker
1996	Takeo Spikes, linebacker
1997	Takeo Spikes, linebacker
1998	Leonardo Carson, defensive end
1999	Marcus Washington, defensive end
2000	Rodney Cratyton, cornerback
2001	Alton Moore, defensive end
2002	Karlos Dansby, linebacker
2003	Karlos Dansby, linebacker
2004	Carlos Rogers, cornerback
2005	Travis Williams, linebacker
2006	David Irons, cornerback
2007	Jerraud Powers, cornerback
2008	Jerraud Powers, cornerback
2009	Antonio Coleman, defensive end
2010	Nick Fairley, defensive tackle
2011	Corey Lemonier, defensive end
2012	Daren Bates, linebacker
2013	Robenson Therezie, star safety
2014	Jonathan Jones, defensive back
2015	Blake Countess, defensive back
2016	Montravius Adams, defensive tackle
	Carl Lawson, defensive end
2017	Jeff Holland, defensive end
2018	Dontavius Russell, defensive tackle
2019	Derrick Brown, defensive tackle
2020	Owen Pappoe, linebacker
2021	Roger McCreary, cornerback
2022	Derick Hall, edge linebacker

GREAT SOUTHERN WOOD

Lineman of the Year

2006	Ben Grubbs, offensive guard
2007	Josh Thompson, nose guard
2008	Tyrone Green, offensive guard
2009	Ryan Pugh, center
2010	Mike Berry, offensive guard
	Byron Isom, offensive guard
	Byron Isom, offensive guard
2011	Corey Lemonier, defensive end
2012	Greg Robinson, offensive tackle
2013	Chad Slade, offensive guard
2014	Braden Smith, offensive guard
2015	Alex Kozan, offensive guard
2016	Dontavius Russell, defensive tackle
2017	Derrick Brown, defensive tackle
2018	Marlon Davidson, defensive end
2019	Jack Driscoll, offensive tackle
	Nick Brahm, center
2020	Colby Wooden, defensive end
	Derick Hall, edge linebacker
2021	Colby Wooden, defensive end
2022	Colby Wooden, defensive end

A-Day Awards

At the 1987 A-Day spring game, awards honoring the outstanding offensive, defensive and specialist player in the game were created and named for former Tiger standouts Lionel James (TB, 1980-83), Mark Dorminey (DB, 1979-82) and Lewis Colbert (P, 1982-85). No game was held in 2020 because of the Covid-19 pandemic.

Mark Dorminey Defensive MVP

1987	Tracy Rucker, DT
1988	Frankie Stankunas, DB
1989	Larry Young, LB
1990	Dennis Wright, DB
1991	Darrel Crawford, LB
1992	Willie Whitehead, LB
1993	Chris Shelling, CB
1994	Fred Smith, CB
1995	Jason Miska, LB
1996	Takeo Spikes, LB
1997	Ryan Taylor, LB
1998	Josh Weldon, NG
1999	Alex Lincoln, LB
2000	Derek Magwood, DE
2001	James Callier, LB
2002	Reggie Torbor, DE
2003	Will Herring, S
2004	Stanley McClover, DE
2005	Stanley McClover, DE (unanimous)
2006	David Irons, CB
2007	Michael Goggans, DE
2008	Sen'Derrick Marks, DT
2009	Michael Goggans, DE
2010	Antoine Carter, DE
2011	Dee Ford, DE
2012	Dee Ford, DE
2013	Justin Garrett, Star
2014	Kenny Flowers, LB
2015	Tray Matthews, DB
2016	Carl Lawson, DE
2017	Paul James III, LB
2018	Nick Coe, DE
2019	Derrick Brown, DT
2021	Trey Elston, DB
2022	Cam Riley, LB
2023	D.J. James, DB

Lionel James Offensive MVP

1987	Curtis Stewart, TB
1988	James Joseph, TB
1989	Stacy Danley, TB
1990	Frank McIntosh, QB
1991	Stan White, QB
1992	James Bostic, FB
1993	James Bostic, TB
1994	Dameyune Craig, QB
1995	Dameyune Craig, QB
1996	Jessie McCovery, TE
1997	Rusty Williams, TB
1998	Cencade Pennington, TB
1999	Gabe Gross, QB
2000	Deandre Green, WR
2001	Daniel Cobb, QB
2002	Daniel Cobb, QB
2003	Tre Smith, RB
2004	Brandon Cox, QB
2005	Brandon Cox, QB
2006	Brad Lester, RB
2007	Brandon Cox, QB
2008	Kodi Burns, QB
2009	Ben Tate, RB
2010	Quindarius Carr, WR
2011	Philip Lutzenkirchen, TE
2012	Kiehl Frazier, QB
2013	Cameron Artis-Payne, RB
2014	Nick Marshall, QB
2015	Myron Burton Jr., WR
2016	Marcus Davis, WR
	Jovon Robinson, RB
2017	Jarrett Stidham, QB
2018	C.J. Tolbert, RB
2019	Seth Williams, WR
2021	Tank Bigsby, RB
2022	Robby Ashford, QB
2023	Robby Ashford, QB

Lewis Colbert Specialty MVP

1987	Brian Shulman, P
1988	Chris Dickinson, P
1989	Clay Davis, K
1990	Shayne Wasden, R
1991	Thomas Bailey, R
1992	Thomas Bailey, R
1993	Terry Daniel, P
1994	Terry Daniel, P
1995	Matt Hawkins, PK/P
1996	Brian Bell, KR
1997	Markeith Cooper, KR
1998	Rob Bironas, PK
1999	Rob Bironas, PK
2000	Damon Duval, PK/P
2001	Philip Yost, K
2002	Philip Yost, K
2003	Philip Yost, K
2004	Kody Bliss, P
2005	John Vaughn, K
2006	Kody Bliss, P
2007	Matthew Motley, H
2008	Clinton Durst, P
2009	Wes Byrum, PK
2010	Wes Byrum, PK
2011	Chris Brooks, PK
2012	Steven Clark, P
2013	Ryan White, H
2014	Daniel Carlson, PK
2015	Daniel Carlson, PK
2016	Daniel Carlson, PK
2017	Daniel Carlson, PK
2018	Anders Carlson, PK
2019	Anders Carlson, PK
2021	Anders Carlson, PK
2022	Ben Patton, PK
2023	Alex McPherson, PK

Bill Beckwith Crowd Estimate Award

Presented to the media representative who comes closest to guessing the crowd at the A-Day spring game.

Year	Recipient, Outlet	Guess	Official
1993	Neil Sims, <i>Birmingham News</i>	31,250	31,000
1994	Todd Thompson, <i>Daily Mountain Eagle</i>	31,876	31,494
1995	David Storey, Press Box PA	31,495	31,495
1996	Phillip Marshall, <i>Huntsville Times</i>	25,320	25,129
1997	Steve Kirk, <i>Birmingham Post-Herald</i>	11,374	10,442
1998	Ted Miller, <i>Mobile Press-Register</i>	19,202	20,179
1999	Phillip Marshall, <i>Huntsville Times</i>	29,981	33,117
2000	Bruce McClellan, <i>Decatur Daily</i>	29,999	30,926
2001	Troy Johnson, <i>Columbus Ledger Enquirer</i>	24,738	25,016
2002	Neal McCready, <i>Mobile Press Register</i>	34,106	33,653
2003	Neal McCready, <i>Mobile Press Register</i>	38,000	38,016
2004	Brent Schrottenboer, <i>Mobile Press Register</i>	30,500	30,700
2005	Evan Woodbery, <i>Mobile Press Register</i>	34,971	35,006
2006	Jon Johnson, <i>Dothan Eagle</i>	9,999	9,023
2007	Charles Goldberg, <i>Birmingham News</i>	31,112	31,757
2008	Jay G. Tate, <i>Montgomery Advertiser</i>	34,598	35,000
2009	Bill Cameron, <i>Tiger Communications</i>	45,678	45,381
2010	N/A	-----	63,217
2011	Brian McAlister, <i>AL.com</i>	54,971	53,290
2012	Phillip Marshall, <i>Auburn Undercover</i>	43,196	43,427
2013	N/A	-----	83,401
2014	Stephen Atkinson, <i>Inside the Auburn Tigers</i>	71,126	70,645
2015	Greg Ostendorf, <i>ESPN.com</i>	62,500	62,143
2016	Chuck Furlow, <i>ESPN Radio The Drive</i>	46,000	45,743
2017	Barrett Sallee, <i>Sirius Radio</i>	47,246	46,331
2018	Brandon Marcello, <i>Auburn Undercover</i>	28,500	28,033
2019	Zach Tantillo, <i>Auburn Plainsman</i>	41,621	41,621
2020	A-Day cancelled; COVID-19		
2021	Bill Cameron, <i>ESPN radio</i>	24,500	25,210
2022	Tom Green, <i>AL.com</i>	28,453	29,346
2023	Caitlyn Griffin, <i>Plainsman</i>	13,050	16,374

Spring Awards

Most Improved Defensive Player

1977	Rodney Bellamy, tackle
1978	Charles Wood, end
1979	Ricky Westbrook, linebacker
1980	Ken Luke, safety

Most Improved Offensive Player

1977	Jim Patton, split end
1978	Phillip Hall, center
1979	Claude Mathews, tackle
1980	Mike Edwards, split end

Mike Neel Award - Hustle

1977	Rick Freeman, defense
	Jim Skuthan, offense
1978	Jerry Beasley, defense
	James Brooks, offense
1979	Charles Wood, defensive end
1980	Bob Harris, defensive back
1981	Scott Riley, defensive end
1982	David King, cornerback
1983	Rob Shuler, offensive tackle
1984	Jonathan Robinson, Kyle Collins
1985	Tommie Agee, fullback
1986	Kevin Porter, cornerback
1987	Stacy Searels, tackle
1988	Carlo Cheattom, safety
1989	Shayne Wasden, wide receiver
1990	Chad Muilenberg, fullback
1991	Juan Crum, offensive guard
1992	Fred Smith, cornerback
1993	Eric Reebals, linebacker
1994	Harold Morrow, fullback

Most Improved Receiver

1981	Chris Woods
1982	Victor Beasley
1983	Clayton Beauford
1984	Lee Bean
1985	Craig Remington
1986	Scott Bolton
1987	Duke Donaldson
1988	Greg Taylor
1989	Dale Overton
1990	Victor Hall
1991	Lou Priestor
1992	Frank Sanders
1993	Sean Davidson
1994	Thomas Bailey
1995	Tyrone Goodson
1996	Karsten Bailey
1997	Reggie Worthy
1998	Clifton Robinson

Most Improved Skill Player

1999	Lorenzo Diamond, TE
2000	Heath Evans, RB
2001	Brandon Johnson, FB
2002	Victor Horn, FB
2003	Ben Obomanu, WR
2004	Courtney Taylor, WR
2005	Carl Stewart, RB
2006	Courtney Taylor, WR
2007	Rodgeriqus Smith, WR
2008	Terrell Zachery, WR

Pat Dye Leadership Award

1999	Marcus Washington
2000	Ben Leard (offense), Rob Pate (defense)
2001	Kendall Simmons (offense), Rashaud Walker (defense)
2002	Ben Nowland (offense) Dontarrious Thomas (defense)
2003	Jason Campbell (offense) Karlos Dansby (defense)
2004	Danny Lindsey (offense) Travis Williams (defense)
2005	Marcus McNeill (offense) Travis Williams (defense)
2006	Courtney Tylor (offense) Josh Thompson (defense)
2007	Cole Bennett (offense) Quentin Groves (defense)
2008	Jason Bosley (offense)

Off-Season Conditioning Award

1998	Whit Smith
	Quinton Reese
2000	Alex Lincoln
2001	Dontarrious Thomas
2002	Junior Rosegreen
2003	Dontarrious Thomas
2004	Junior Rosegreen
2005	Cole Bennett
2006	Cole Bennett
2007	Danny Perry
2008	Antonio Coleman

Most Improved Defensive End (OLB)

1981	Jeff Jackson
1982	John Dailey
1983	Kevin Greene
1984	Gerald Robinson
1985	Neal Vinson
1986	Brian Smith
1987	Craig Ogletree
1988	Reggie Barlow
1989	Clarence Morton
1990	Bennie Pierce
1991	Alonzo Etheridge
1992	Jason Merchant
1993	Willie Whitehead
1994	Bobby Daffin
1995	Andre Miller
1996	Marcellus Mostella
1997	Quinton Reese
1998	Marcus Washington

Most Improved Offensive Lineman

1981	Bob Hix
1982	Tracy Turner
1983	Ben Tamburello
1984	Randy Stokes
1985	Stacy Dunn
1986	Steve Wilson
1987	Anthony Brown
1988	Rob Selby
1989	Mark Rose
1990	Tim Tillman
1991	Anthony Redmon
1992	Shannon Roubique
1993	Brian Osborn
1994	John Franklin

1995	James Kiger
1996	James Kiger
1997	Karl Lavine
1998	Colin Sears
1999	Jeno James
2000	Ben Nowland
2001	Mark Pera
2002	Danny Lindsey
2003	Jonathan Palmer
2004	Ben Grubbs
2005	Tim Duckworth
2006	Antwoin Daniels
2007	Andrew McCain
2008	Byrom Isom

Most Improved Defensive Lineman

1981	Donnie Humphrey
1982	Doug Smith
1983	Harold Hallman
1984	Alex Dudchock
1985	Tracy Rocker
1986	Ron Stallworth
1987	Rob Selby
1988	David Rocker
1989	Richard Shea
1990	Walter Tate
1991	Chuckie Johnson
1992	Randy Hart
1993	Mike Pelton
1994	Ramon Luster
1995	Karl Lavine
1996	Jimmy Brumbaugh
1997	Leonardo Carson
1998	Charles Dorsey
1999	Derek Magwood
2000	Josh Weldon
2001	Reggie Torbor
2002	Wayne Dickens
2003	Bret Eddins
2004	Josh Thompson
2005	Quentin Groves
2006	Josh Thompson
2007	Mike Blanc
2008	Michael Goggans

Most Improved Running Back

1981	Lionel James
1982	Willie Howell
1983	Tommie Agee
1984	Demetrius Threatt
1985	Curtis Stewart
1986	Vincent Harris
1987	Reggie Ware
1988	Alex Strong
1989	Teapot Brown
1990	John Stewart
1991	Darrell Williams
1992	Alex Smith
1993	Harold Morrow
1994	Stephen Davis
1995	Kevin McLeod
1996	Eric Hines-Tucker
1997	Markeith Cooper
1998	Cencade Pennington

Spring Awards

Most Improved Linebacker

1981	Ronny Bellew
1982	Beau Brown
1983	Pat Thomas
1984	Jim Bone
1985	Russ Carreker
1986	Russ Carreker
1987	Edward Phillips
1988	Wayne Bylsma
1989	Darrel Crawford
1990	Karekin Cunningham
1991	Mike Pelton
1992	Anthony Harris
1993	Toby Anderson
1994	Derrick Robinson
1995	Anthony Harris
1996	Ricky Neal
1997	Terrance Crowder
1998	James Callier
1999	Kenny Kelly
2000	James Callier
2001	Mark Brown
2002	Mark Brown
2003	Travis Williams
2004	Kevin Sears
2005	Eric Brock
2006	Jonathan Willhite
2007	Patrick Lee **
2008	Chris Evans

** Awarded as Most Improved Linebacker/
Defensive back

Eddie Welch Attitude & Effort Award

1987	Mark Rose, OL
1988	Craig Ogletree, OLB
1989	Rob Selby, OT
1990	Chris Jones, DB
1991	Matt Land, DB
1992	Torris Babbs, TE
1993	James Bostic, TB
1994	Harold Morrow, FB
1995	Jamie Williams, DB
1996	Fred Beasley, RB
1997	Jeno James, OT
1998	Jeno James, OT
1999	Jimmy Brumbaugh, DT
2000	Ronney Daniels, WR and Alex Lincoln, LB
2001	Mike Pucillo, OL and James Callier, DE
2002	Carnell Williams, RB and Dexter Murphy, DT
2003	Brandon Johnson, FB and Reggie Torbor, DE
2004	Tre Smith, RB and Bret Eddins, DE
2005	Joe Cope, C and Josh Thompson, DL
2006	Cole Bennett, TE Josh Thompson, DL
2007	Jason Bosley, OL Josh Thompson, DL
2008	Tommy Trott, TE Sen'Derrick Marks, DT

Most Improved Tight End

1983	Jeff Parks
1984	Ron Middleton
1985	Lee Marke Sellers
1987	Walter Reeves
1988	Lee Marke Sellers
1989	Victor Hall
1990	Jess Simpson
1991	Fred Baxter
1992	Shawn Malone
1993	Matt DeValk
1994	Jessie McCovery
1995	Jessie McCovery
1996	Jessie McCovery
1997	Tyrone Dillard
1998	Brad Bourne

Most Improved Quarterback

1981	Randy Campbell
1982	Mike Mann
1983	Pat Washington
1984	Jeff Burger
1985	Bobby Walden
1986	Jeff Burger
1987	Reggie Slack
1988	Reggie Slack
1989	Frank McIntosh
1990	Richard Hanna
1991	Corey Lewis
1992	Patrick Nix
1993	Patrick Nix
1994	Dameyune Craig
1995	Jon Cooley
1996	Jon Cooley
1997	Ben Leard
1998	Ben Leard

Most Improved Defensive Back

1981	Tim Drinkard
1982	Dennis Collier
1983	Vic Beasley
1984	Arthur Johnson
1985	Chip Powell
1986	Shan Morris
1987	Perry Reed
1988	Carlo Cheatton
1989	Corey Barlow
1990	Alex Thomas
1991	Fred Smith
1992	Chris Shelling
1993	Kelsey Crook
1994	Darryl Riggins
1995	Charles Rose
1996	Marlon Taylor
1997	Antwoine Nolan
1998	Adlai Trone
2007	Patrick Lee **
2008	Walter McFadden

** Awarded as Most Improved Linebacker/
Defensive back

Most Valuable Offensive Player

1981	Edward West, TE
1982	Ron O'Neal, FB
1983	Randy Campbell, QB
1984	Jeff Parks, TE
1985	Ron Middleton, TE
1986	Tommie Agee, FB

1987	Jeff Burger, QB
1988	Reggie Slack, QB
1989	Reggie Slack, QB
1990	Rob Selby, OT
1991	Stan White, QB
1992	Alex Smith, TB
1993	Shannon Roubique, C
1994	Shannon Roubique, C
1995	Shannon Roubique, C
1996	Dameyone Craig, QB
1997	Rusty Williams, RB Markeith Cooper, RB
1998	Karsten Bailey, WR

Most Valuable Defensive Player

1981	Edmund Nelson, DT
1982	Gregg Carr, LB
1983	Ben Thomas, DT
1984	David King, CB
1985	Gerald Williams, DT
1986	Shan Morris, SS
1987	Benji Roland, NG
1988	Quentin Riggins, ILB
1989	Craig Ogletree, OLB
1990	Lamar Rogers, DT
1991	Corey Barlow, DB
1992	Fred Smith, DB
1993	Fred Smith, CB
1994	Anthony Harris, LB
1995	Anthony Harris, LB
1996	Takeo Spikes, LB
1997	Leonardo Carson, DE
1998	Ryan Taylor, LB

Most Improved Specialist

1981	Al Del Greco
1982	Lewis Colbert
1983	Fred Murphy
1984	Robert McGinty
1985	John Ellis
1986	Chris Johnson
1987	Chris Dickinson
1988	Chris Dickinson
1989	Richie Nell
1991	James Reid
1992	Tony Amason
1993	Brian Brinsfield
1994	Matt Hawkins
1995	Kevin Gentle
1997	Robert Bironas
1998	Jeremy Zills

Big Hit Award

1981	Greg Tutt, DB
1982	Bob Harris, SS
1983	David King, CB
1984	Tom Powell, FS
1985	Arthur Johnson, CB
1986	Joe Foreman, LB
1987	Greg Staples, SS
1988	Roy Hunter, S
1989	Stacy Danley, TB
1990	John Wiley, DB
1991	Tim Cromartie, DT
1992	Otis Mounds, DB
1993	Chris Shelling, DB
1994	Fred Smith, DB
1995	Liron Thomas, DB
1998	Ryan Taylor, LB

Season Awards

Team Most Valuable Player

2009 Ben Tate, RB
2010 Cam Newton, QB
2011 Philip Lutzenkirchen, TE

Offensive Most Valuable Player

2009 Ben Tate, RB
2010 Cam Newton, QB
2011 Emory Blake, WR

Defensive Most Valuable Player

2009 Antonio Coleman, DE
Craig Stevens, LB
2010 Nick Fairley, DT
2011 Neiko Thorpe, DB

Special Teams Most Valuable Player

2009 Wes Byrum, PK
2010 Wes Byrum, PK
2011 Steven Clark, P

Outstanding Newcomer

2009 Daren Bates, DB
2010 Brandon Mosley, OT
2011 Reese Dismukes, C
Jermaine Whitehead, DB

Strength & Conditioning MVP

2009 Ryan Pugh, C
Terrell Zachery, WR
2010 Craig Sanders, DE
Aairon Savage, DB
2011 Jared Cooper, OL
Corey Grant, RB

Offensive Scout Team MVP

2009 Clint Moseley, QB
2010 Bobby Ingalls, OL
2011 Corey Grant, RB

Defensive Scout Team MVP

2009 Jamar Travis, DL
2010 Ashton Richardson, LB
2011 Daniel Pond, DB

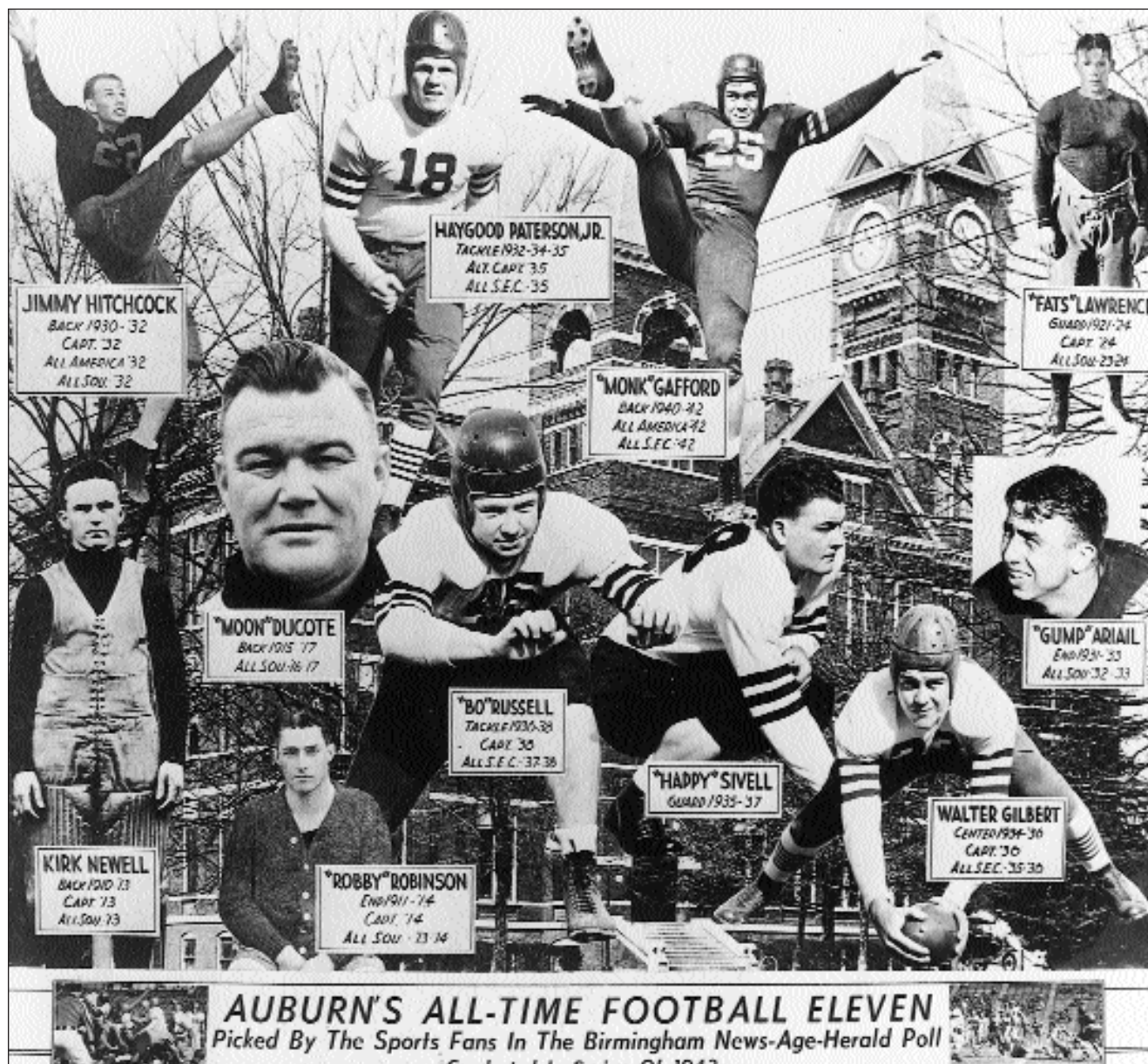
Academic Eye of the Tiger

2009 Walter McFadden, DB
2010 Onterio McCalebb, RB
2011 Eltoro Freeman, LB

All-Time Teams

There have been two “all-time” teams selected in Auburn’s football history, the “All-Time Team” selected by readers of *The Birmingham News* and *Birmingham Age-Herald* in 1943, and the “Team of the Century” selected by vote of the fans in 1992, the centennial year of Auburn Football.

Since it is impossible for players of earlier generations to receive fair consideration in popular voting by fans of another generation, and since the game of football has changed from a game where one player played both offense and defense to a game where players specialize in offense or defense, both teams are considered official and both are regarded as “Auburn’s All-Time Teams.”



The All-Time Team (1892-1943)

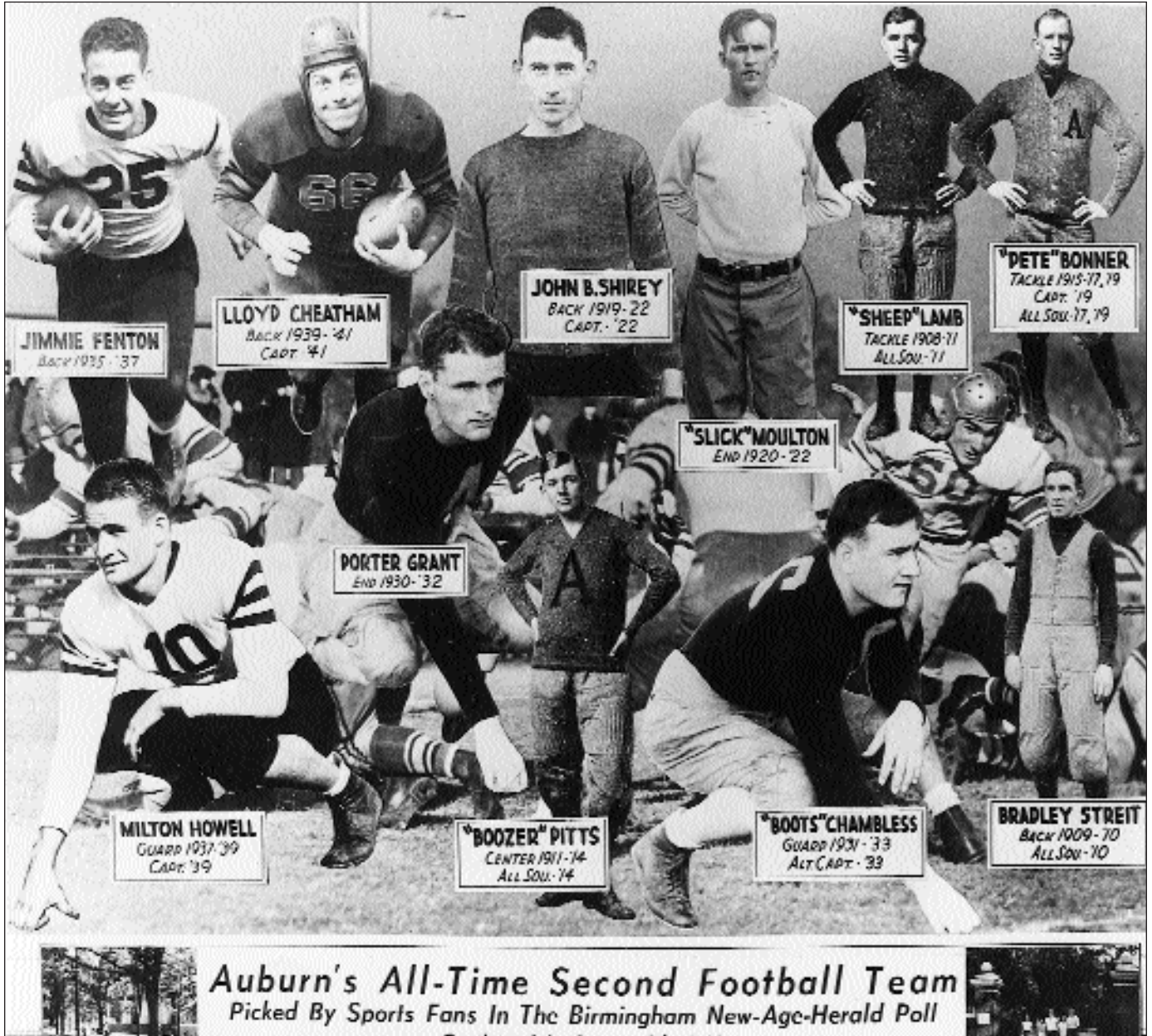
(Selected in 1943 by Readers of *The Birmingham News* and *Birmingham Age-Herald*)

First Team

Ends..... “Gump” Arial, 1931-33
 “Robby” Robinson, 1911-14
 Tackles Haygood Patterson, Jr., 1932, 34-35
 “Bo” Russell, 1936-38
 Guards..... “Fats” Lawrence, 1921-24

Center..... “Happy” Sivell, 1935-37
 Walter Gilbert, 1934-36
 Backs “Moon” Ducote, 1915-17
 “Monk” Gafford, 1940-42
 Jimmy Hitchcock, 1930-32
 Kirk Newell, 1910-13

All-Time Teams



The All-Time Team (1892-1943)


(Selected in 1943 by Readers of *The Birmingham News* and *Birmingham Age-Herald*)

Second Team

Ends.....Porter Grant, 1930-32
 "Slick" Moulton, 1920-22
 Tackles....."Pete" Bonner, 1915-17, 19
 "Sheep" Lamb, 1908-11
 Guards....."Boots" Chambless, 1931-33
 Milton Howell, 1937-39

Center....."Boozer" Pitts, 1911-14
 Backs.....Lloyd Cheatham, 1939-41
 Jimmie Fenton, 1935-37
 John B. Shirey, 1919-22
 Bradley "Bill" Streit, 1909-10

Team of the Century



Team of the Century


(Selected by vote of the fans in 1992)

Offense

Wide Receivers Terry Beasley, 1969-71
 Lawyer Tillman, 1985-88
 Offensive Line..... Walter Gilbert, 1934-36
 Ed King, 1988-90
 Ken Rice, 1958-60
 Ben Tamburello, 1983-86
 Steve Wallace, 1982-85

Quarterback Pat Sullivan, 1969-71
 Running Backs..... James Brooks, 1977-80
 Joe Cribbs, 1976-79
 Bo Jackson, 1982-85
 Kicker Al Del Greco, 1980-83

Team of the Century



Team of the Century

(Selected by vote of the fans in 1992)

Defense

Ends..... Aundray Bruce, 1984-87
 Jimmy "Red" Phillips, 1955-57
 Defensive Line Donnie Humphrey, 1979-83
 Tracy Rocker, 1985-88
 Roger Duane "Zeke" Smith, 1957-59
 Linebackers Jackie Burkett, 1957-59
 Gregg Carr, 1981-84
 Mike Kolen, 1967-69

Defensive Backs..... Tucker Fredrickson, 1962-64
 Mike Fuller, 1972-74
 Kevin Porter, 1984-87
 Punter..... Lewis Colbert, 1982-85
 Player of the Century..... Tucker Fredrickson
 Coach of the Century Ralph "Shug" Jordan, Auburn '32
 Head Football Coach, 1951-75

Teams of the Decades

Team of the Sixties

(Selected by readers of the *Birmingham Post-Herald*)

Offense

Ends..... Tim Christian, Freddie Hyatt
Tackles Dave Hill, Ken Rice
Guards..... Andy Gross, Bill Van Dyke
Center..... Forrest Blue
Quarterback Jimmy Sidle
Running Backs..... Ed Dyas, Connie Frederick,
Tucker Frederickson
Kicker..... John "Rat" Riley

Defense

Ends..... Dave Edwards, Howard Simpson
Tackles David Campbell, Chuck Hurston
Linebackers Bill Cody, Mike Kolen, John McGeever
Gusty Yearout
Backs Bobby Hunt, Buddy McClinton
George Rose
Punter..... Jon Kilgore

Team of the Seventies

(Selected by readers of the *Birmingham Post-Herald*)

Offense

Wide Receivers Terry Beasley, Dick Schmalz
Linemen Mac Lorendo, Lynn Johnson
Dave Ostrowski, Danny Speigner
Center..... Lee Gross
Quarterback Pat Sullivan
Running Backs..... James Brooks, Joe Cribbs
Terry Henley
Kicker..... Gardner Jett

Ends..... "Knock'em Down" Bob Brown
Danny Sanspree
Linemen Frank Warren, Benny Sivley
Linebackers Ken Bernich, Mike Neel, Freddie Smith
Tommy Yearout
Backs Mike Fuller
David Langner
Larry Willingham
Punter..... David Beverly

Defense

Team of the Eighties

(Selected by readers of the *Birmingham Post-Herald*)

Offense

Wide Receiver..... Lawyer Tillman
End Walter Reeves
Tackles Stacy Searels, Steve Wallace
Guards..... David Jordan, Ed King
Center..... Ben Tamburello
Quarterback Reggie Slack
Running Backs..... James Brooks, Brent Fullwood
Bo Jackson
Kicker..... Al Del Greco

Defense

Linemen..... Donnie Humphrey, Tracy Rocker
Benji Roland
Linebackers Aundray Bruce, Gregg Carr, Kurt Crain
Quentin Riggins
Backs Carlo Cheattom, David King, Kevin Porter
Tom Powell
Punter..... Lewis Colbert

Team of the Nineties

(Selected by readers of the *Birmingham Post-Herald*)

Offense

Wide Receivers Frank Sanders, Karsten Bailey
Offensive Line..... Jeno James, Victor Riley, Willie Anderson,
Wayne Gandy
Center..... Shannon Roubique
Quarterback Stan White
Running Back Stephen Davis
Fullback Tony Richardson
Kicker..... Jaret Holmes

Defense

Linemen..... Marcellus Mostella, Willie Whitehead,
David Rocker, Leonardo Carson
Linebackers Takeo Spikes, Anthony Harris,
James Willis
Backs Chris Shelling, Corey Barlow, Brian
Robinson, Brad Ware
Punter..... Terry Daniel
Kick Returner..... Thomas Bailey

Teams of the Decades

Team of the 2000s

(Selected by fans on AuburnTigers.com)

Offense

Wide Receivers Ben Obomanu, Courtney Taylor
Offensive Line..... Marcus McNeill, Ben Grubbs, Monreko
..... Crittenden, Kendall Simmons
Center..... Danny Lindsey
Quarterback Jason Campbell
Running Back Ronnie Brown, Carnell Williams
Tight End..... Cooper Wallace
Kicker..... John Vaughn

Defense

Linemen..... Quentin Groves, Sen'Derrick Marks,
..... DeMarco McNeil, Antonio Coleman
Linebackers Karlos Dansby, Dontarrious Thomas,
..... Travis Williams
Backs Carlos Rogers, Jerraud Powers, Will Herring,
..... Junior Rosegreen
Punter..... Kody Bliss
Kick Returner..... Tristan Davis

Team of the 2010s

(Selected by fans on AuburnTigers.com)

Offense

Wide Receivers Emory Blake, Sammie Coates, Ryan Davis
Offensive Tackles Greg Robinson, Lee Ziemba
Offensive Guards Alex Kozan, Braden Smith
Center..... Reese Dismukes
Quarterback Cam Newton
Running Back Kerryon Johnson, Tre Mason
Tight End..... Philip Lutzenkirchen
Kicker..... Daniel Carlson

Defense


Defensive Ends Marlon Davidson, Dee Ford
Defensive Tackles..... Derrick Brown, Nick Fairley
Linebackers Josh Bynes, Deshaun Davis,
..... Cassanova McKinzy
Backs Carlton Davis, Chris Davis, Rudy Ford,
..... Noah Igbinoghene, Jermaine Whitehead
Punter..... Steven Clark
Return Specialist..... Chris Davis

SEC Championship Game History

#3 **TENNESSEE**
#11 **AUBURN**

30
29

December 6, 1997
Georgia Dome (74,896) • Atlanta, Ga.



Marcus Nash's 73-yard catch and run in the fourth quarter provided the winning points as Tennessee defeated Auburn, 30-29, in the 1997 SEC Championship Game. Peyton Manning's scoring pass to Nash capped a 13-point Vol comeback.

Tennessee jumped out to an early lead when Manning hit Peerless Price on a 40-yard score on the first drive of the game. But Auburn took advantage of Vol miscues to score on a pair of Jaret Holmes field goals, a 24-yard Brad Ware fumble recovery and a 51-yard Dameyune Craig-to-Tyrone Goodson pass. The Tigers led 20-10 heading into the intermission.

The two teams exchanged touchdowns early in the third quarter before Manning hit Price for another score, this one from 46 yards out, late in the third. However, Auburn's Charles Dorsey blocked the PAT, which was returned by Quinton Reese for a 29-23 Tiger lead.

Auburn enjoyed that lead until Nash caught a five-yard pass from Manning, dodged a tackle and raced 73 yards up the sideline for the game-winning score.

The Tigers' last legitimate scoring chance ended when Karsten Bailey fumbled a reception at the Vol 40.

SCORING SUMMARY

Tennessee.....	7	3	13	7	—	30
Auburn.....	13	7	9	0	—	29

UT—Price 40 pass from Manning (Hall kick), 12:41, 1st
 AU—Holmes 30 FG, 10:25, 1st
 AU—Ware 24 fumble return (Holmes kick), 5:36, 1st
 AU—Holmes 48 FG, 1:27, 1st
 AU—Goodson 51 pass from Craig (Holmes kick), 14:12, 2nd
 UT—Hall 27 FG, 7:46, 2nd
 UT—Copeland 5 pass from Manning (Hall kick), 11:56, 3rd
 AU—Beasley 24 pass from Craig (Holmes kick), 6:14, 3rd
 UT—Price 46 pass from Manning (Hall kick), 1:06, 3rd
 AU—Reese PAT return, 1:06, 3rd
 UT—Nash 73 pass from Manning (Hall kick), 11:14, 4th

TEAM STATISTICS

	UT	AU
First Downs	22	9
Rushing-Yards	36-129	21-(-15)
Passing Yards	373	262
Passing (C-A-I)	25-43-2	14-34-0
Total Offense	373	262
Punts-Avg.	5-36.2	10-43.8
Fumbles/Lost	6/4	5/1
Penalty-Yards	9-49	12-78
3rd Down Conv.	9-of-17	1-of-13
Time of Possession	35:43	24:17

INDIVIDUAL STATISTICS

RUSHING: (UT) Lewis 31-127, Manning 4-2, Bryson 1-0; (AU) R.Williams 6-8, Carter 2-3, Beasley 5-(-9), Craig 8-(-17).

PASSING: (UT) Manning 25-43-2-373 4 TD; (AU) Craig 14-34-0-262 2 TD.

RECEIVING: (UT) Nash 9-126 1 TD, Price 8-161 2 TD, Copeland 4-36 1 TD, Lewis 3-45, Edmonds 1-5; (AU) Poor 3-98, Beasley 3-56 1 TD, Goodson 2-60 1 TD, Bailey 2-16, Dillard 1-13, McLeod 1-13, Lowe 1-4, Cooper 1-2.

#7 **FLORIDA**
#17 **AUBURN**

28
6

December 2, 2000
Georgia Dome (73,427) • Atlanta, Ga.



Turnovers plagued the 17th-ranked Tigers in their rematch against the 7th-ranked Florida Gators in the 2000 SEC Championship Game in Atlanta.

Florida scored touchdowns off three Auburn turnovers in the first half to come away with a 28-6 victory.

On the first play of the game, Auburn quarterback Ben Leard hit Reggie Worthy for a 10-yard gain, but the ball was knocked loose and the Gators recovered at the Auburn 41-yard line.

Five plays later, Florida quarterback Rex Grossman connected with Reche Caldwell on a 10-yard scoring pass to give the Gators a 7-0 lead less than two minutes into the game.

After an exchange of punts, Auburn took over at its 31-yard line and went on its first march into Florida territory. Leard hooked up with Ronney Daniels twice for 17 yards and hit Rudi Johnson for an 11 yard gain to move the Tigers to the Florida 22-yard line.

But the drive ended when Leard's pass for Daniels was intercepted at the seven-yard line.

The Gators wasted little time in converting on the turnover. Grossman again found Caldwell, this time for a 66-yard scoring strike to give Florida a 14-0 advantage.

Auburn again marched into Florida territory. But, Florida recovered a fumble at its 11-yard line to end the Auburn scoring threat.

Grossman then marched the Gators 97 yards in eight plays, capped off by a 27-yard touchdown reception by Jabar Gaffney, for a 21-0 lead.

With :35 seconds remaining in the first half, the Tigers got their first break of the game. Rodney Crayton intercepted a Grossman pass to set up the Tigers' first score.

Damon Duval connected on a 44-yard field goal to cut the margin to 21-3 at halftime.

In the second half, Florida turned to the running attack to protect its lead as the Gators had 116 yards on the ground in the half.

Auburn could manage only a 21-yard field goal by Duval as the Gators came away with a 28-6 win.

SCORING SUMMARY

Auburn.....	0	3	3	0	—	6
Florida.....	14	7	7	0	—	28

UF—Caldwell 10 pass from Grossman (Chandler kick) 13:09, 1st
 UF—Caldwell 66 pass from Grossman (Chandler kick) 2:42, 1st
 UF—Gaffney 27 pass from Grossman (Chandler kick) 8:19, 2nd
 AU—Duval 44 field goal 0:00, 2nd
 AU—Duval 21 field goal 9:43, 3rd
 UF—Haugabrook 12 pass from Grossman (Chandler kick) 5:17, 3rd

TEAM STATISTICS

	AU	UF
First Downs	19	20
Rushes-Yards	28-120	35-191
Passing Yards	208	238
Passing (C-A-I)	23-43-2	17-26-1
Total Offense	71-328	61-429
Punts-Avg.	5-41.2	4-44.5
Fumbles/Lost	3-2	4-2
Penalties -Yards	5-19	8-61
3rd Down Conv.	8-of-17	7-of-12
Time of Possession	31:49	28:11

INDIVIDUAL STATISTICS

RUSHING: (AU) Evans 8-69; Johnson 17-47; Carter 1-9; Leard 1-(-2); Klein 1-(-3); (UF) Graham 19-171; Gillespie 11-45; Grossman 5-(-23);

PASSING: (AU) Leard 17-30-1, 158; Klein 6-13-1, 50; (UF) Grossman 14-26-1, 238.

RECEIVING: (AU) Evans 4-45; Diamond 4-42; Green 3-25; Robinson 3-24; Daniels 3-22; Ru. Johnson 2-21; Worthy 1-10; Willis 1-10; Carter 1-6; McIntyre 1-3; (UF) Gaffney 5-84; Caldwell 3-91; Gillespie 3-19; Walker 2-27; Haugabrook 2-10; Frazier 1-9; Graham 1-(-2).

SEC Championship Game History

#3 AUBURN **38**
#15 TENNESSEE **28**

December 4, 2004
 Georgia Dome (74,892) • Atlanta, Ga.



Jason Campbell passed for 374 yards and three touchdowns as No. 3 Auburn defeated 15th-ranked Tennessee, 38-28, to earn its first Southeastern Conference Championship since 1989.

Campbell completed 27-of-35 passes and also ran for 57 yards on 13 carries. He ended the game with 431 offensive yards -- the second best in Auburn history -- en route to

being named the 2004 game's Most Valuable Player.

Auburn, meanwhile, went 12-0 for the first time in school history. The Tigers defeated Tennessee for the second time during the season and third meeting in a row. The Tigers had not defeated the Volunteers in three straight games since 1982-84.

Auburn started off the scoring early, capitalizing on a Carnell Williams fumble into the end zone as Cole Bennett jumped on the ball, and the Tigers had a 7-0 lead less than two minutes into the game.

Williams got his score five minutes later, taking the ball into the end zone for a 5-yard rush. The score marked Williams' 13th this season and extended his scoring streak to nine games, a school record.

Tennessee's Cedric Houston scored on a rush with no time left in the first, but Courtney Taylor, who led all players with 111 yards on six catches, scored on a 4-yard pass from Campbell with 9:15 to play in the second.

Robert Meachem and Gerald Riggs combined for the next 14 points early in the third quarter, giving Tennessee a tie with the Tigers. Yet Devin Aromashodu's 53-yard touchdown reception from Campbell with 3:45 to play in the third gave Auburn a cushion, one that was expanded to 10 points with a John Vaughn 22-yard field goal to start the fourth quarter.

A Tennessee touchdown less than two minutes later pulled the Volunteers to within three, but Ben Obomanu ensured Auburn's SEC Championship with a 43-yard touchdown pass from Campbell with 6:56 to play.

Travis Williams led Auburn with eight tackles, including one for loss, while Carlos Rogers was credited with two pass breakups.

#2 AUBURN **56**
#18 SOUTH CAROLINA **17**

December 4, 2010
 Georgia Dome (75,802) • Atlanta, Ga.



Auburn out-scored South Carolina 28-3 in the second half of the 2010 Southeastern Conference Championship Game, capping off a 56-17 victory over the Gamecocks, giving the Tigers their seventh SEC title and a trip to the Tostitos BCS National Championship Game.

Auburn's 56 points set a SEC Championship Game record, as well as its 39-point

margin of victory. Quarterback Cam Newton, who was named the game's MVP, tied the SEC Championship Game record for touchdown responsibility with six (four passing, two rushing).

Along with his six touchdowns, Newton posted a 17-of-28 passing night for 335 yards and 73 rushing yards in his MVP performance.

Newton's first touchdown came on the fourth play of the game as he found Onterio McCalebb in the flat for a 12-yard touchdown pass. After a South Carolina score, Auburn again took the lead, 14-7, on a 5-yard Newton run. The Tigers then took a 21-7 first-quarter lead as Newton found Darvin Adams for a 54-yard touchdown pass down the right sideline.

Receiving the ball with 2:02 left in the half, the Gamecocks moved 80 yards down the field in 1:46, setting up a 1-yard TD pass to Alshon Jeffery. Taking over with only 16 seconds left in the half, Auburn squashed whatever momentum South Carolina had as Newton heaved a hail Mary pass 51 yards down the field where it was caught by Adams after being tipped by a South Carolina player. Adams finished the game with a championship game-record 217 yards on seven catches.

Opening the second half with a firm 28-14 lead, Auburn continued to roll, scoring 21 straight points. Newton scored first on a 1-yard run on Auburn's first possession. The Tigers scored again just 33 seconds later as T'Sharvan Bell intercepted a Garcia pass, returning it 10 yards for a touchdown and a 42-14 lead. Auburn opened the fourth quarter with another score as Newton hit Emory Blake on a 7-yard touchdown pass.

USC got its lone second-half score with 7:48 left in the game on a 33-yard Spencer Lanning field goal. With the backups in, the Tigers capped the 56-17 win with 2:22 left in the game as senior Mario Fannin ran in from six yards out for a TD.

SCORING SUMMARY

Auburn.....	14	7	7	10	—	38
Tennessee.....	7	0	14	7	—	28

AU—Bennett 0 fumble recovery (Vaughn kick), 13:24, 1st
 AU—C. Williams 5 run (Vaughn kick), 8:35, 1st
 UT—Houston 2 run (Wilhoit kick), 0:00, 1st
 AU—Taylor 4 pass from Campbell (Vaughn kick), 9:15, 2nd
 UT—Meachem 17 pass from Clausen (Wilhoit kick), 9:39, 3rd
 UT—Riggs 80 run (Wilhoit kick), 6:05, 3rd
 AU—Aromashodu 53 pass from Campbell (Vaughn kick), 3:45, 3rd
 AU—Vaughn 22 field goal, 11:46, 4th
 UT—Riggs 9 run (Wilhoit kick), 10:07, 4th
 AU—Obomanu 43 pass from Campbell (Vaughn kick), 6:56, 4th

TEAM STATISTICS

	AU	UT
First Downs	31	9
Rushes-Yards	49-185	24-228
Passing Yards	374	69
Comp-Att-Int	27-35-1	8-20-0
Total Yards	85-559	44-297
Punts-Avg.	2-29.5	6-40.5
Fumbles/Lost	3/1	0/0
Penalties-Yards	4-20	12-95
3rd Down Conv.	8-of-14	2-of-9
Time of Possession	39:31	20:29

INDIVIDUAL STATISTICS

RUSHING: (AU) C. Williams 19-100 (TD), J. Campbell 13-57, Brown 16-50, Bliss 1-(-22), Bennett 0-0 (TD); (UT) Riggs 11-182 (2TD), Houston 11-37 (TD), Anderson 1-11, Team 1-(-2).
 PASSING: (AU) J. Campbell 27-35-1, 374, (3TD); (UT) Clausen 8-20-0, 69 (TD).
 RECEIVING: (AU) Taylor 6-111 (TD), Obomanu 6-93 (TD), Brown 6-55, Wallace 3-31, Aromashodu 2-58 (TD), C. Williams 2-11, Daniels 1-9, Mix 1-6; (UT) Brown 3-28, Anderson 2-11, Meachem 1-17 (TD), Houston 1-8, Smith 1-5.

SCORING SUMMARY

Auburn.....	21	7	14	14	—	56
South Carolina.....	7	7	0	3	—	17

AU - McCalebb 12 yd pass from Newton (Byrum kick), 13:20, 1st
 SC - DiMarco 25 yd pass from Garcia (Lanning kick), 9:53, 1st
 AU - Newton 5 yd run (Byrum kick), 5:31, 1st
 AU - Adams 54 yd pass from Newton (Byrum kick), 2:09, 1st
 SC - Jeffery 1 yd pass from Garcia (Lanning kick), 0:16, 2nd
 AU - Adams 51 yd pass from Newton (Byrum kick), 0:00, 2nd
 AU - Newton 1 yd run (Byrum kick), 7:56, 3rd
 AU - Bell 10 yd interception return (Byrum kick), 7:23, 3rd
 AU - Blake 7 yd pass from Newton (Byrum kick), 11:14, 4th
 SC - Lanning 33 yd field goal, 7:48, 4th
 AU - Fannin 6 yd run (Byrum kick), 2:22, 4th

TEAM STATISTICS

	AU	SC
First Downs	28	20
Rushes-Yards	42-238	30-156
Passing Yards	351	193
Comp-Att-Int	18-29-0	20-33-2
Total Plays-Yards	71-589	63-349
Punts-Avg.	1-36.0	3-50.0
Fumbles/Lost	1/1	0/0
Penalties-Yards	4-44	4-41
3rd Down Conv.	9-of-12	5-of-12
Time of Possession	31:01	28:59

INDIVIDUAL STATISTICS

RUSHING: (AU) Newton 14-73 (2TD); Dyer 14-64; Trotter 2-37; McCalebb 3-30; Fannin 6-28 (TD); Burns 2-3; Zachery 1-3. (SC) Lattimore 16-84; Shaw 6-49; Garcia 7-18; Maddox 1-5.
 PASSING: (AU) Newton 17-28-0-335 (4TD); Trotter 1-1-0-16. (SC) Garcia 16-28-2-170 (2TD); Shaw 4-5-0-23.
 RECEIVING: (AU) Adams 7-217 (2TD); Blake 5-63 (TD); Smith 2-23; Lutzenkirchen 1-18; Winter 1-16; McCalebb 1-12 (TD); Zachery 1-2. (SC) Jeffery 4-36 (TD); Lattimore 3-36; Gurley 3-32; Moore 3-30; Sanders 3-9; DiMarco 2-38 (TD); Triglia 1-9; Miles 1-3.

SEC Championship Game History

#5 MISSOURI 42
#3 AUBURN 59

December 7, 2013
Georgia Dome (75,632) • Atlanta, Ga.



The Mason struck a pose — a Heisman Trophy pose.

Looks like the Auburn Tigers running back will get a shot at something he wants even more. A national title.

Mason rushed for 304 yards and four touchdowns, leading No. 3 Auburn to a wild 59-42 victory over No. 5 Missouri in a Southeastern Conference title showdown Saturday that resembled a video game.

Auburn (12-1) took care of business, then got the help it needed to claim a spot in the BCS championship. No. 2 Ohio State lost to Michigan State 34-24 in the Big Ten title game, which likely pushes the Tigers up to face top-ranked Florida State in Pasadena. The Seminoles routed Duke 45-7 in the Atlantic Coast Conference championship.

Missouri (11-2) should be in the mix for a New Year's Day bowl, with the Capital One, Cotton and Outback games among the possible destinations.

But Auburn was the big winner on this day. The official announcement won't come until Sunday night, but there appears to be no other outcome than Auburn-Florida State for No. 1.

Auburn is certainly playing its best offensively. The Tigers set an SEC championship record with 677 yards, including 545 on the ground.

Mason had scoring runs of 7, 3 and 1 yards before bursting up the middle on a 13-yard TD that clinched the victory with 4:22 remaining. He carried the ball a staggering 46 times, an easy choice as the game's MVP. He celebrated by breaking out the familiar Heisman pose, his longshot candidacy getting a huge boost.

In a game where neither team played a lick of defense, Auburn finally stopped Missouri on fourth-and-1 deep in its own territory, setting up Mason's final score. Chris Davis broke up the pass, not quite as thrilling as his 109-yard return

of a missed field goal to beat Alabama, but another huge play for the nation's biggest turnaround team.

Auburn, which was 3-9 a year ago and didn't win a game in the SEC, claimed the title in its first year under Malzahn. The Tigers didn't even need a dramatic finish to do it, holding Missouri scoreless in the final quarter while Mason notched two more TDs to break open a game that was close most of the way.

Missouri had its own impressive bounce-back after struggling its first year in the SEC. But coach Gary Pinkel's team was denied a quick championship in its new league after leaving the Big 12, unable to slow — must less stop — Auburn's dynamic offense.

Missouri piled up 534 yards — the teams combined for 1,211 yards in a conference supposedly known for defense — but it wasn't nearly enough against Auburn's hurry-up spread.

Quarterback Nick Marshall shook off two early fumbles, one of which Missouri returned for a touchdown. He ran for 101 yards and a touchdown and passed for 132 yards and another score.

The lead changed hands seven times. Missouri's last gasp was Franklin's 5-yard touchdown run, followed by a two-point conversion, that closed the gap to 45-42 heading to the final period. But Auburn dominated the final 15 minutes behind the play of Mason.

#6 GEORGIA 28
#4 AUBURN 7

December 2, 2017
Mercedes-Benz Stadium (76,534) • Atlanta, Ga.



After twice beating the No. 1 team to claim the SEC Western Division crown, Auburn came up short in the SEC Championship Game, losing to Georgia 28-7 at Mercedes-Benz Stadium.

Trailing by six points going to the fourth quarter, Auburn drove to midfield, but Georgia recovered a fumble and scored four plays later to take a 14-point lead. The

Bulldogs added a 64-yard touchdown run for the final score.

Auburn scored a touchdown on the game's opening drive, marching 75 yards in 10 plays, 21 yards coming on Jarrett Stidham's pass to Chandler Cox, his longest career reception.

On third-and-goal from the 6, Stidham rifled a touchdown pass to a slanting Nate Craig-Myers for a 7-0 Auburn lead.

Stidham completed his first eight attempts, finishing 16 of 32 for 145 yards and his 17th touchdown pass of the season.

On Georgia's first possession, a blitzing Tray Matthews sacked Georgia's Jake Fromm on first down for a loss of 7, Matthews' first career sack. Two plays later, Dontavius Russell sacked Fromm, forcing a punt.

Early in the second quarter, Auburn drove to Georgia's 14, but Georgia recovered a fumble at the 16. The Bulldogs then drove 84 yards for a tying touchdown, with Fromm finding Isaac Nauta for a 2-yard TD pass.

Georgia added a 27-yard field goal with 4:59 in the second quarter to take a 10-7 halftime lead.

Auburn began the second half with a promising drive, gaining 52 yards on three consecutive plays, including a 24-yard pass from Stidham to Ryan Davis on third-and-6. Kerryon Johnson gained 15 yards on a quick pitch, then Stidham found Davis again for 13.

The drive stalled at the 14-yard-line, with Georgia blocking a 31-yard field goal attempt. The Bulldogs kicked a 35-yard field goal to lead 13-7 with 1:26 left in the third quarter.

Davis made seven receptions for 65 yards, extending his single-season record to 76.

Deshaun Davis led Auburn with a career-high 10 tackles. Tray Matthews added a season-high eight, and Darrell Williams had seven.

SCORING SUMMARY

Missouri	10	17	15	0	—	42
Auburn	14	14	17	14	—	59

- MU - Baggett 42 yd field goal, 10:50, 1st
- AU - Coates 38 yd pass from Marshall (Parkey kick), 8:22, 1st
- MU - Beckham 28 yd pass from Franklin (Baggett kick), 5:40, 1st
- AU - Marshall 9 yd run (Parkey kick), 4:09, 1st
- MU - Gaines 11 yd fumble recovery (Baggett kick), 13:11, 2nd
- AU - Mason 7 yd run (Parkey kick), 10:25, 2nd
- MU - Baggett 36 yd field goal, 9:58 3:06, 7:19, 2nd
- AU - Mason 3 yd run (Parkey kick), 4:79 0:47, 6:26, 2nd
- MU - Beckham 55 yd pass from Franklin (Baggett kick), :18, 2nd
- AU - Parkey 52 yd field goal, 8:17, 3rd
- MU - Murphy 10 yd pass from Franklin (Baggett kick), 5:35, 3rd
- AU - Grant 2 yd run (Parkey kick), 3:21, 3rd
- AU - Artis-Payne 15 yd run (Parkey kick), 00:31, 3rd
- MU - Franklin 5 yd run (Franklin rush), 00:09, 3rd
- AU - Mason 1 yd run (Parkey kick), 11:09, 4th
- AU - Mason 13 yd run (Parkey kick), 4:22, 4th

TEAM STATISTICS

	MU	AU
First Downs	22	30
Rushing-Yards	34-231	74-545
Passing Yards	303	132
Passing (C-A-I)	25-43-2	14-34-0
Total Offense	71-534	85-677
Punts-Avg.	5-45.0	3-40.0
Fumbles/Lost	1/0	3/2
Penalty-Yards	7-40	10-63
3rd Down Conv.	2-of-12	7-of-14
Time of Possession	25:40	34:20

INDIVIDUAL STATISTICS

RUSHING: (MU) Josey 9-123; Franklin 15-62 (TD); Hansbrough 6-36; Murphy 4-10. (AU) - Mason 46-304 (4 TD); Marshall 16-101 (TD); Grant 5-65 (TD); Louis 3-43; Artis-Payne 2-36 (TD).

PASSING: (MU) Franklin 21-37-1-303 (3 TD). (AU) - Marshall 9-11-0-132 (TD).

RECEIVING: (MU) Green-Beckham 6-144 (2 TD); Marcus Lucas 5-50; Marcus Murphy 3-40 (TD); Bud Sasser 3-34; LD Washington 3-29; Jimmie Hunt 1-6. (AU) - Sammie Coates 6-94 (TD); Trovon Reed 1-23; Tre Mason 1-8; Ricardo Louis 1-7.

SCORING SUMMARY

Georgia	0	10	3	15	—	28
Auburn	7	0	0	0	—	7

- AU - Craig-Myers 6 yd pass from Stidham (Carlson kick), 1st, 9:54
- UGA - Nauta 2 yd pass from Fromm (Blankenship kick), 2nd, 10:14
- UGA - Blankenship 27 yd field goal, 2nd, 4:59
- UGA - Blankenship 35 yd field goal, 3rd, 1:26
- UGA - Godwin 7 yd pass from Fromm (Godwin pass from Fromm), 4th, 13:06
- UGA - Swift 64 yd run (Blankenship kick), 4th, 10:34

TEAM STATISTICS

	UGA	AU
First Downs	20	18
Rushing-Yards	41-238	31-114
Passing Yards	183	145
Passing (C-A-I)	16-22-0	16-32-0
Total Offense	63-421	63-259
Punts-Avg.	4-44.0	6-40.7
Fumbles/Lost	1/0	2/2
Penalty-Yards	7-91	5-39
3rd Down Conv.	2-of-11	4-of-13
Time of Possession	33:02	26:58

INDIVIDUAL STATISTICS

RUSHING: (UGA) Swift 7-88 (TD), Chubb 13-77, Michel 7-45, Herrien 2016, Holyfield 5-9, Hardman 1-4, Fromm 3-4, Team 3- -5; (AU) Johnson 13-44, Stidham 9-25, Martin 4-20, Stove 3-19, Miller 2-6.

PASSING: (UGA) Fromm 16-22-0-183 (2 TD); (AU) Stidham 16-32-0-145 (TD).

RECEIVING: (UGA) Godwin 5-48 (TD), Hardman 4-67, Swift 3-17, Michel 2-38, Chubb 1-11, Nauta 1-2 (TD); (AU) R. Davis 7-65, Slayton 2-14, Johnson 2-1, Stove 1-26, Cox 1-21, Miller 1-11, Craig-Myers 1-6 (TD), Barrett 1-1.

Auburn SEC Championship Game Records

Individual Records

All-Purpose Records

Most Net Yards Gained312, Tre Mason vs. Missouri (2013)**

Defensive Records

Most Interceptions by 1, by six individuals

Most Interception Return Yards77, Jason Bray vs. Tennessee (1997)**

Longest Interception Return77, Jason Bray vs. Tennessee (1997)**

Interception Touchdowns1, T'Sharvan Bell vs. South Carolina (2010)**

Most Total Tackles 14, Takeo Spikes vs. Tennessee (1997)

Most Solo Tackles8, Dontarrius Thomas vs. Florida (2000)

Most Assisted Tackles 7, Ricky Neal vs. Tennessee (1997)

Kick Return Records

Most Punt Returns..... 2, by four individuals

Most Punt Return Yards..... 36, Chris Davis vs. Missouri (2013)

Highest Yards Per Return Avg. (Min. 3 ret.).....NA

Longest Punt Return 22, Chris Davis vs. Missouri (2013)

Most Kickoff Returns4, Markeith Cooper vs. Tennessee (1997)

Most Kickoff Return Yards89, Markeith Cooper vs. Tennessee (1997)

Highest Yards Per Return Avg. (min. 3 ret.).....22.3, M. Cooper vs. Tennessee

.....(1997) [4-89]

Longest Kickoff Return.....46, Markeith Cooper vs. Tennessee (1997)

Passing Records

Most Attempts.....35, Jason Campbell vs. Tennessee (2004)

Most Completions27, Jason Campbell vs. Tennessee (2004)

Most Consecutive Completions.....8, Jarrett Stidham vs. Georgia (2017)

Highest Comp. Pct. (min. 10 att.)81.8, Nick Marshall vs. Missouri (2013) [9-11]

.....81.8, Nick Marshall vs. Missouri (2013) [9-11]

Most Yards..... 374, Jason Campbell vs. Tennessee (2004)

Most Touchdowns Thrown..... 4, Cam Newton vs. South Carolina (2010)

Most Interceptions Thrown 1, by three individuals

Most Passes Without Interception..... 34, Dameyune Craig vs. Tennessee (1997)

Longest Completion69, Dameyune Craig to Hicks Poor vs. Tennessee (1997)

Punting Records

Most Punts.....10, Jaret Holmes vs. Tennessee (1997)**

Fewest Punts 1, Ryan Shoemaker vs. South Carolina (2010)

Highest Punt Avg..... 43.8, Jaret Holmes vs. Tennessee (1997) [10 for 438]

Longest Punt..... 53, Jaret Holmes vs. Tennessee (1997)

Punts Inside 20..... 3, Steven Clark vs. Missouri (2013)

Punting Yards.....438, Jaret Holmes vs. Tennessee (1997)**

Receiving Records

Most Receptions.....7, Darvin Adams vs. South Carolina (2010)

..... 7, Ryan Davis vs. Georgia (2017)

Most Yards Gained..... 217, Darvin Adams vs. South Carolina (2010)**

Highest Yards Per Catch avg. (min. 3 rec.).....32.7, Hicks Poor vs. Tennessee (1997) [3-98]

..... 32.7, Hicks Poor vs. Tennessee (1997) [3-98]

Most Touchdown Receptions2, Darvin Adams vs. South Carolina (2010)

Rushing Records

Most Attempts.....46, Tre Mason vs. Missouri (2013)**

Most Net Yards Gained304, Tre Mason vs. Missouri (2013)**

Most Net Yards Gained (QB)101, Nick Marshall vs. Missouri (2013)

Highest Yds/Rush Avg. (min. 5 att.) 13.0, Corey Grant vs. Missouri (2013)[5-65]

Most Rushing Touchdowns4, Tre Mason vs. Missouri (2013)

Scoring Records

Most Points Scored.....24, Tre Mason vs. Missouri (2013)**

Most Points Scored by a Kicker..... 11, Cody Parkey vs. Missouri (2013)

Most Touchdowns Scored4, Tre Mason vs. Missouri (2013)**

Most Field Goals Made2, Damon Duval vs. Florida (2000)

..... 2, Jaret Holmes vs. Tennessee (1997)

Most Field Goal Attempted.....2, by three individuals

Longest Field Goal Made..... 48, Jaret Holmes vs. Tennessee (1997)

Most PAT Kicks Made 8, Wes Byrum vs. South Carolina (2010)**

..... 8, Cody Parkey vs. Missouri (2013)**

Total Offense Records

Most Plays..... 48, Jason Campbell vs. Tennessee (2004) [13 rush/35 pass]

Most Net Yards Gained431, Jason Campbell vs. Tennessee (2004)**

.....[57 rush/374 pass]

Most TDs Responsible For.6, Cam Newton vs. South Carolina [4 pass/2 rush]**

**SEC Championship Game record

Auburn SEC Championship Game Records

Team Records

Defensive Records

Most Plays Against.....	79 vs. Tennessee (1997)
Fewest Plays Against.....	44 vs. Tennessee (2004)
Most Net Yards Allowed.....	534 vs. Missouri (2013)
Fewest Net Yards Allowed.....	297 vs. Tennessee (2004)
Most Net Rushing Yards Allowed.....	238 vs. Georgia (2017)
Fewest Net Rushing Yards Allowed.....	129 vs. Tennessee (2000)
Most Net Passing Yards Allowed.....	373 vs. Tennessee (1997)
Fewest Net Passing Yards Allowed.....	69 vs. Tennessee (2004)
Most Pass Interceptions By.....	2 vs. South Carolina (2010)
.....	2 vs. Tennessee (1997)
Most Points Allowed.....	42 vs. Missouri (2013)
Fewest Points Allowed.....	17 vs. South Carolina (2010)
Most Total First Downs Allowed.....	22 vs. Tennessee (1997)
.....	22 vs. Missouri (2013)
Fewest Total First Downs Allowed.....	9 vs. Tennessee (2004)
Most Turnovers Caused.....	6 vs. Tennessee (1997)**

Kick Return Records

Most Punt Returns.....	2 vs. four opponents
Most Punt Return Yards.....	36 vs. Missouri (2013)
Longest Punt Return.....	22 vs. Missouri (2013)
Most Kickoff Returns.....	4 vs. South Carolina (2010)
.....	4 vs. Tennessee (1997)
Most Kickoff Return Yards.....	89 vs. Tennessee (1997)
Longest Kickoff Return.....	46 vs. Tennessee (1997)

Passing Records

Most Attempts.....	43 vs. Florida (2000)
Fewest Attempts.....	11 vs. Missouri (2013)
Most Completions.....	27 vs. Tennessee (2004)
Fewest Completions.....	9 vs. Missouri (2013)
Highest Completion Pct. (min. 10 att.).....	81.8 vs. Missouri (2013) [9-11]**
Most Yards.....	374 vs. Tennessee (2004)
Fewest Yards.....	132 vs. Missouri (2013)
Most Touchdowns Thrown.....	4 vs. South Carolina (2010)
Most Interceptions Thrown.....	2 vs. Florida (2000)
Most Passes Without Interception Thrown.....	34 vs. Tennessee (1997)

Punting Records

Most Punts.....	10 vs. Tennessee (1997)**
Fewest Punts.....	1 vs. South Carolina (2010)
Highest Yards-Per-Punt Average.....	43.8 vs. Tennessee (1997) [10 for 438 yds]
Most Yards Punting.....	438 vs. Tennessee (1997)**

Rushing Records

Most Attempts.....	74 vs. Missouri (2013)**
Fewest Attempts.....	21 vs. Tennessee (1997)
Most Net Yards Gained.....	545 vs. Missouri (2013)**
Fewest Net Yards Gained.....	minus 15 vs. Tennessee (1997)
Highest Yards-Per-Rush Average.....	7.36 vs. Missouri (2013) [74 for 545 yds]
Most rushing touchdowns.....	7 vs. Missouri (2013)**

Scoring Records

Most Points Scored.....	59 vs. Missouri (2013)**
Fewest Points Scored.....	6 vs. Florida (2000)
Most Points Scored (Quarter).....	21 vs. South Carolina (2010) [1st]**
Most Points Scored (Half).....	31 vs. Missouri (2013) [2nd]**
Fewest Points Scored (Quarter).....	0, in six quarters
Fewest Points Scored (Half).....	0, second half vs. Georgia (2017)
Most Touchdowns Scored.....	8 vs. South Carolina (2010)**
.....	8 vs. Missouri (2013)**
Most Field Goals Made.....	2 vs. Florida (2000)
.....	2 vs. Tennessee (1997)
Most PAT Kicks Made.....	8 vs. South Carolina (2010)
.....	8 vs. Missouri (2013)
Most PAT Kicks Attempted.....	8 vs. South Carolina (2010)
.....	8 vs. Missouri (2013)

Total Offense Records

Most Plays.....	85 vs. Tennessee (2004)**
.....	85 vs. Missouri (2013)**
Fewest Plays.....	55 vs. Tennessee (1997)
Most Net Yards Gained.....	677 vs. Missouri (2013)**
Fewest Net Yards Gained.....	247 vs. Tennessee (1997)
Highest Yards-Per-Play Average.....	8.3 vs. South Carolina (2010)**
.....	[71 for 589 yds]
Lowest Yards-Per-Play Average.....	4.1 vs. Georgia (2017)
.....	[63 for 259 yds]

Team Records

Most First Downs.....	31 vs. Tennessee (2004)**
Fewest First Downs.....	9 vs. Tennessee (1997)
Most First Downs Rushing.....	26 vs. Missouri (2013)**
Most First Downs Passing.....	14 vs. Tennessee (2004)
Longest Time of Possession.....	34:31 vs. Tennessee (2004)
Fewest Time of Possession.....	24:17 vs. Tennessee (1997)

Misc. Records

Most Combined Points.....	101 vs. Missouri (2013)**
Margin of Victory.....	39 vs. South Carolina (2010)**

**SEC Championship Game record

Bowl History

Auburn in Bowl Games (24-20-2)

Season	Bowl	Opponent	Score	W-L-T	AU Coach	Date
1936	Bacardi	Villanova	7-7	T	Jack Meagher	1/1/1937
1937	Orange	Michigan State	6-0	W	Jack Meagher	1/1/1938
1953	Gator	Texas Tech	13-35	L	Shug Jordan	1/1/1954
1954	Gator	Baylor	33-13	W	Shug Jordan	12/31/1954
1955	Gator	Vanderbilt	13-25	L	Shug Jordan	12/31/1955
1963	Orange	Nebraska	7-13	L	Shug Jordan	1/1/1964
1965	Liberty	Ole Miss	7-13	L	Shug Jordan	12/18/1965
1968	Sun	Arizona	34-10	W	Shug Jordan	12/28/1968
1969	Astro-Bluebonnet	Houston	7-36	L	Shug Jordan	12/31/1969
1970	Gator	Ole Miss	35-28	W	Shug Jordan	1/2/1971
1971	Sugar	Oklahoma	22-40	L	Shug Jordan	1/1/1972
1972	Gator	Colorado	24-3	W	Shug Jordan	12/30/1972
1973	Sun	Missouri	17-34	L	Shug Jordan	12/29/1973
1974	Gator	Texas	27-3	W	Shug Jordan	12/30/1974
1982	Tangerine	Boston College	33-26	W	Pat Dye	12/18/1982
1983	Sugar	Michigan	9-7	W	Pat Dye	1/2/1984
1984	Liberty	Arkansas	21-15	W	Pat Dye	12/27/1984
1985	Cotton	Texas A&M	16-36	L	Pat Dye	1/1/1986
1986	Citrus	Southern Cal	16-7	W	Pat Dye	1/1/1987
1987	Sugar	Syracuse	16-16	T	Pat Dye	1/1/1988
1988	Sugar	Florida State	7-13	L	Pat Dye	1/2/1989
1989	Hall of Fame	Ohio State	31-14	W	Pat Dye	1/1/1990
1990	Peach	Indiana	27-23	W	Pat Dye	12/29/1990
1995	Outback	Penn State	13-43	L	Terry Bowden	1/1/1996
1996	Independence	Army	32-29	W	Terry Bowden	12/31/1996
1997	Peach	Clemson	21-17	W	Terry Bowden	1/2/1998
2000	Citrus	Michigan	28-31	L	Tommy Tuberville	1/1/2001
2001	Peach	North Carolina	10-16	L	Tommy Tuberville	12/31/2001
2002	Capital One	Penn State	13-9	W	Tommy Tuberville	1/1/2003
2003	Music City	Wisconsin	28-14	W	Tommy Tuberville	12/31/2003
2004	Sugar	Virginia Tech	16-13	W	Tommy Tuberville	1/3/2005
2005	Capital One	Wisconsin	10-24	L	Tommy Tuberville	1/2/2006
2006	Cotton	Nebraska	17-14	W	Tommy Tuberville	1/1/2007
2007	Chick-fil-A	Clemson	23-20 [OT]	W	Tommy Tuberville	12/31/2007
2009	Outback	Northwestern	38-35 [OT]	W	Gene Chizik	1/1/2010
2010	BCS National Championship	Oregon	22-19	W	Gene Chizik	1/10/2011
2011	Chick-fil-A	Virginia	43-24	W	Gene Chizik	12/31/2011
2013	BCS National Championship	Florida State	31-34	L	Gus Malzahn	1/6/2014
2014	Outback	Wisconsin	31-34 [OT]	L	Gus Malzahn	1/1/2015
2015	Birmingham	Memphis	31-10	W	Gus Malzahn	12/30/2015
2016	Sugar	Oklahoma	19-35	L	Gus Malzahn	1/2/2017
2017	Chick-fil-A Peach	UCF	27-34	L	Gus Malzahn	1/1/2018
2018	Music City	Purdue	63-14	W	Gus Malzahn	12/28/2018
2019	Outback	Minnesota	24-31	L	Gus Malzahn	1/1/2020
2020	Vrbo Citrus	Northwestern	19-35	L	Kevin Steele	1/1/2021
2021	Birmingham	Houston	13-17	L	Bryan Harsin	12/28/2021

Bowl History

Auburn's Bowl Series Record

Bowl	Appearances	W-L-T	Pct.	Seasons
Gator	6	4-2	.667	1954-54-55-70-72-74
Sugar	6	2-3-1	.417	1971-84-88-89-04-16
Chick-fil-A/Peach	6	4-2	.667	1990-97-01-07-11-18
Citrus (Capital One/Tangerine)	6	3-3	.500	1982-87-00-02-05-20
Outback (Hall of Fame)	5	2-3	.400	1990-95-09-14-19
Cotton	2	1-1	.500	1986-06
Sun	2	1-1	.500	1968-73
Orange	2	1-1	.500	1938-64
Liberty	2	1-1	.500	1965-84
BCS National Championship	2	1-1	.500	2010-13
Birmingham	2	1-1	.500	2015-21
Music City	2	2-0	1.000	2003-18
Independence	1	1-0	1.000	1996
Bacardi	1	0-0-1	.500	1937
Astro-Bluebonnet	1	0-1	.000	1969
TOTALS	44	24-20-2	.543	

All-Time Bowl Appearances

School	Appearances
1. Alabama	75
2. Georgia	59*
3. Texas	58
4. Oklahoma	56
5. Southern Cal	55
Tennessee	55
Ohio State	55*
8. LSU	54
9. Nebraska	53
10. Penn State	52
11. Michigan	50*
12. Clemson	49
13. Florida State	48
Florida	48
15. Auburn	46
16. Georgia Tech	45
17. Arkansas	44
18. Texas A&M	42
19. Notre Dame	41
20. Miami (Fla.)	40

Auburn Bowl MVPs

BCS National Championship Game

2010 Michael Dyer (offense)
Nick Fairley (defense)

Liberty Bowl MVP

1965 Tom Bryan
1984 Bo Jackson

Birmingham Bowl MVP

2015 Jovon Robinson

Music City Bowl MVP

2003 Jason Campbell
2018 Jarrett Stidham

Tangerine/Citrus/Capital One Bowl MVP

1982 Randy Campbell
1987 Aundray Bruce
2001 Ben Leard (offense)
 Javor Mills (defense)
2003 Ronnie Brown (MVP)
 Dontarrious Thomas (defense)

Outback Bowl MVP

1990 Reggie Slack
2010 Darvin Adams

Cotton Bowl MVP

1986 Bo Jackson
2007 Courtney Taylor (offense)
 Will Herring (defense)

Peach/Chick-fil-A Bowl MVP

1990 Stan White (offense)
 Darrel Crawford (defense)
1998 Dameyune Craig (offense)
 Takeo Spikes (defense)
2007 Pat Sims
2011 Onterio McCalebb (offense)
 Chris Davis (defense)

Gator Bowl MVP

1954 Vince Dooley
1954 Joe Childress
1955 Joe Childress
1971 Pat Sullivan
1972 Wade Whatley
1974 Phil Gargis

Sugar Bowl MVP

1984 Bo Jackson
2005 Jason Campbell

Independence Bowl MVP

1996 Dameyune Craig (offense)
 Ricky Neal (co-defense)
 Takeo Spikes (co-defense)

Sun Bowl MVP

1968 Buddy McClinton (defense)
 David Campbell (offense)

All-Time Bowl Wins

School	Wins
1. Alabama	46
2. Georgia	37
3. Southern Cal	35
4. Texas	31
Oklahoma	31
Penn State	31
7. Tennessee	30
8. Florida State	29
LSU	29
10. Ohio State	27
11. Nebraska	26
Clemson	26
13. Georgia Tech	25
Ole Miss	25
15. Auburn	24
Florida	24
17. Michigan	21
18. Texas A&M	20
Notre Dame	20
20. Miami (Fla.)	19

Auburn Individual Bowl Records

Auburn Individual Records

RUSHING ATTEMPTS

- 37 Ronnie Brown vs. Penn State, 2003 Capital One
- 34 Tre Mason vs. Florida State, 2014 BCS Championship
- 31 Bo Jackson vs. Texas A&M, 1986 Cotton
- 28 Brent Fullwood vs. USC, 1987 Citrus
- 27 Jovon Robinson vs. Memphis, 2015 Birmingham
- 26 Cameron Artis-Payne vs. Wisconsin, 2015 Outback
- 25 Rudi Johnson vs. Michigan, 2001 Citrus
- 24 Kamryn Pettway vs. Oklahoma, 2017 Sugar
- 24 Kenny Irons vs. Nebraska, 2007 Cotton
- 22 Cam Newton vs. Oregon, 2011 BCS Championship
- 22 Michael Dyer vs. Oregon, 2011 BCS Championship
- 22 Kenny Irons vs. Wisconsin, 2006 Capital One
- 22 Bo Jackson vs. Michigan, 1984 Sugar
- 22 Kerryon Johnson vs. UCF, 2018 Chick-fil-A Peach

RUSHING YARDS

- 195 Tre Mason vs. Florida St. (34 carries, 1 TD), 2014 BCS Championship
- 184 Ronnie Brown vs. Penn State (37 carries, 1 TD), 2003 Capital One
- 152 Brent Fullwood vs. USC (28 carries, 1 TD), 1987 Citrus
- 143 Michael Dyer vs. Oregon (22 carries), 2011 BCS Championship
- 134 Joe Childress vs. Baylor (20 carries, 2 TD), 1954 Gator
- 130 Bo Jackson vs. Michigan (22 carries), 1984 Sugar
- 129 Bo Jackson vs. Texas A&M (31 carries, 1 TD), 1986 Cotton
- 126 Cameron Artis-Payne vs. Wisconsin (26 carries, 2 TD), 2015 Outback
- 126 Jovon Robinson vs. Memphis, 2015 Birmingham
- 119 Stephen Davis vs. Penn State (12 carries), 1996 Outback
- 111 Tom Bryan vs. Ole Miss (19 carries, 1 TD), 1965 Liberty

MOST RUSHING TOUCHDOWNS

- 2 JaTarvious Whitlow vs. Purdue, 2018 Music City
- 2 Cameron Artis-Payne vs. Wisconsin, 2015 Outback
- 2 Kiehl Frazier vs. Virginia, 2011 Chick-fil-A
- 2 Ben Tate vs. Northwestern, 2010 Outback
- 2 Ronnie Brown v. Penn St. 2002 Captl One; Wisconsin 2003 Music City
- 2 Carnell Williams vs. Wisconsin, 2003 Music City
- 2 Stan White vs. Indiana, 1990 Peach
- 2 Bo Jackson vs. Boston College, 1982 Tangerine; Arkansas, 1984 Liberty
- 2 Joe Childress vs. Baylor, 1954 Gator

PASS ATTEMPTS

- 48 Stan White vs. Indiana, 1990 Peach
- 48 Dameyune Craig vs. Clemson, 1998 Peach
- 48 Pat Sullivan vs. Ole Miss, 1971 Gator; Oklahoma, 1972 Sugar
- 43 Jarrett Stidham vs. UCF, 2018 Chick-fil-A Peach
- 42 Dameyune Craig vs. Army, 1996 Independence
- 42 Bo Nix vs. Northwestern, 2021 Vrbo Citrus

PASS COMPLETIONS

- 31 Stan White vs. Indiana, 1990 Peach
- 28 Ben Leard vs. Michigan, 2001 Citrus
- 28 Jarrett Stidham vs. UCF, 2018 Chick-fil-A Peach
- 27 Pat Sullivan vs. Ole Miss, 1971 Gator
- 25 Brandon Cox vs. Clemson, 2007 Chick-fil-A
- 25 Bo Nix vs. Northwestern, 2021 Vrbo Citrus
- 24 Jeff Burger vs. Syracuse, 1988 Sugar
- 24 Dameyune Craig vs. Army, 1996 Independence

PASSING YARDS

- 394 Ben Leard vs. Michigan (28-37-2, 3 TD), 2001 Citrus
- 373 Jarrett Stidham vs. Purdue (15-21-0, 5 TD), 2018 Music City
- 370 Dameyune Craig vs. Army (24-42-1, 2 TD), 1996 Independence
- 351 Stan White vs. Indiana (31-48-0, 1 TD), 1990 Peach
- 351 Pat Sullivan vs. Ole Miss (27-43-1, 2 TD), 1971 Gator
- 331 Jarrett Stidham vs. UCF, 2018 Chick-fil-A Peach
- 292 Bo Nix vs. Northwestern, 2021 Vrbo Citrus
- 265 Cam Newton vs. Oregon (20-34-1, 2 TD), 2011 BCS Championship

MOST TOUCHDOWN PASSES

- 5 Jarrett Stidham vs. Purdue, 2018 Music City
- 3 Ben Leard vs. Michigan, 2001 Citrus
- 3 Reggie Slack vs. Ohio State, 1990 Hall of Fame
- 2 Cam Newton vs. Oregon, 2011 BCS Championship
- 2 Dameyune Craig vs. Army, 1996 Independence
- 2 Loran Carter vs. Arizona, 1968 Sun
- 2 Pat Sullivan vs. Ole Miss, 1971 Gator
- 2 Phil Gargis vs. Missouri, 1973 Sun; vs. Texas, 1974 Gator
- 2 Nick Marshall vs. Florida St, 2014 BCS; vs. Wisconsin, 2015 Outback

RECEPTIONS

- 12 Darvin Adams vs. Northwestern (142 yards), 2010 Outback
- 10 Willie Gosha vs. Army (132 yards, 1 TD), 1996 Independence
- 9 Victor Hall vs. Indiana (74 yards), 1990 Peach
- 8 Terry Beasley vs. Ole Miss (143 yards, 1 TD), 1971 Gator
- 8 Ryan Davis vs. UCF (47 yards), 2018 Chick-fil-A Peach
- 7 Ronney Daniels vs. Michigan (98 yards, 1 TD), 2001 Citrus
- 7 Herbert Casey vs. Indiana (159 yards), 1990 Peach
- 7 Stacy Danley vs. Syracuse (34 yards), 1988 Sugar

RECEIVING YARDS

- 160 Darius Slayton vs. Purdue, 2018 Music City
- 159 Herbert Casey vs. Indiana, 1990 Peach
- 143 Terry Beasley vs. Ole Miss, 1971 Gator
- 142 Darvin Adams vs. Northwestern, 2010 Outback
- 132 Willie Gosha vs. Army, 1996 Independence
- 125 Lawyer Tillman vs. Syracuse, 1988 Sugar
- 119 Karsten Bailey vs. Clemson, 1998 Peach
- 117 Will Hastings vs. UCF, 2018 Chick-fil-A Peach
- 108 Emory Blake vs. Virginia, 2011 Chick-fil-A

RECEIVING TOUCHDOWNS

- 3 Darius Slayton vs. Purdue, 2018 Music City
- 2 Thom Gossom vs. Missouri, 1973 Sun
- 2 Ed Butler vs. Texas, 1974 Gator
- 2 Greg Taylor vs. Ohio State, 1990 Hall of Fame

SCORING

- 18 Darius Slayton vs. Purdue (3 TD), 2018 Music City
- 18 JaTarvious Whitlow vs. Purdue (3 TD), 2018 Music City
- 15 Joe Childress vs. Baylor (2 TD, 3 PAT), 1954 Gator
- 12 Carl Stewart (2 TD), 2007 Cotton
- 12 Ronnie Brown vs. Wisconsin (2 TD), 2003 Music City
- 12 Carnell Williams vs. Wisconsin (2 TD), 2003 Music City
- 12 Ronnie Brown vs. Penn State (2 TD), 2002 Capital One
- 12 Stan White vs. Indiana (2 TD), 1990 Peach
- 12 Greg Taylor vs. Ohio State (2 TD), 1990 Hall of Fame
- 12 Ed Butler vs. Texas (2 TD), 1974 Gator
- 12 Thom Gossom vs. Missouri (2 TD), 1973 Sun
- 12 Kiehl Frazier vs. Virginia (2 TD), 2011 Chick-fil-A
- 12 Onterio McCalebb vs. Virginia (2TD), 2011 Chick-fil-A
- 12 Tre Mason vs. Missouri (2 TD), 2014 BCS Championship
- 12 Cameron Artis-Payne vs. Wisconsin (2 TD), 2015 Outback

LONGEST FIELD GOAL

- 52 Jaret Holmes vs. Clemson, 1998 Peach
- 52 John Riley vs. Arizona, 1968 Sun
- 51 Daniel Carlson vs. Wisconsin, 2015 Outback
- 50 Anders Carlson vs. Northwestern, 2021 Vrbo Citrus

LONGEST TOUCHDOWN RUNS

- 44 Tom Bryan vs. Ole Miss, 1965 Liberty
- 43 Fob James vs. Baylor, 1954 Gator
- 40 Billy Hitchcock vs. Villanova, 1937 Bicardi
- 39 Bo Jackson vs. Arkansas, 1984 Liberty
- 37 Pat Sullivan vs. Ole Miss, 1971 Gator
- 37 Tre Mason vs. Missouri, 2014 BCS Championship

LONGEST TOUCHDOWN PASSES

- 74 Jarrett Stidham to Darius Slayton vs. Purdue, 2018 Music City
- 73 Pat Washington to Bo Jackson vs. Texas A&M, 1986 Cotton
- 66 Jarrett Stidham to JaTarvious Whitlow vs. Purdue, 2018 Music City
- 66 Nick Marshall to Ricardo Louis vs. Wisconsin, 2015 Outback
- 65 Loran Carter to Mickey Zofko vs. Arizona, 1968 Sun
- 57 Bo Nix to Elijah Canion vs. Northwestern, 2021 Vrbo Citrus
- 52 Jarrett Stidham to Darius Slayton vs. Purdue, 2018 Music City
- 50 Nick Marshall to Melvin Ray, 2014 BCS Championship

LONGEST INTERCEPTION RETURN FOR A TOUCHDOWN

- 100 Walter McFadden vs. Northwestern, 2010 Outback
- 35 Kevin Porter vs. Arkansas, 1984 Liberty
- 32 Buddy McClinton vs. Arizona, 1968 Sun
- 20 Big Kat Bryant vs. Purdue, 2018 Music City

MOST INTERCEPTIONS

- 3 Buddy McClinton vs. Arizona, 1968 Sun
- 2 Walter McFadden vs. Northwestern, 2010 Outback
- 2 T'Sharvan Bell vs. Northwestern, 2010 Outback
- 2 Jermaine Whitehead vs. Wisconsin, 2015 Outback

Opponent Individual Bowl Records

Opponent Individual Records

RUSHING ATTEMPTS

- 34 Jim Strong, Houston, 1969 Astro-Bluebonnet
- 34 Melvin Gordon, Wisconsin, 2015 Outback
- 33 Cam Porter, Northwestern, 2021 Vrbo Citrus
- 32 Anthony Thomas, Michigan, 2001 Capital One
- 30 Brian Calhoun, Wisconsin, 2006 Capital One
- 30 Jack Mildren, Oklahoma, 1972 Sugar
- 27 Ray Bybee, Missouri, 1973 Sun
- 25 Marlon Lucky, Nebraska, 2007 Cotton

RUSHING YARDS

- 251 Melvin Gordon, Wisconsin, 2015 Outback
- 213 Brian Calhoun, Wisconsin, 2006 Capital One
- 184 Jim Strong, Houston, 1969 Astro-Bluebonnet
- 182 Anthony Thomas, Michigan, 2001 Capital One
- 149 Jack Mildren, Oklahoma, 1972 Sugar
- 141 Bobby Cavazos, Texas Tech, 1954 Gator
- 140 Mohamed Ibrahim, Minnesota, 2020 Outback
- 131 Willie Parker, North Carolina, 2001 Chick-fil-A Peach

MOST RUSHING TOUCHDOWNS

- 3 Trent Green, Indiana, 1990 Peach
- 3 Jack Mildren, Oklahoma, 1972 Sugar
- 3 Melvin Gordon, Wisconsin, 2015 Outback
- 2 Joe Mixon, Oklahoma, 2017 Sugar
- 2 Anthony Thomas, Michigan, 2001 Capital One
- 2 Bobby Williams, Army, 1996 Independence
- 2 Jim Strong, Houston, 1969 Astro-Bluebonnet
- 2 Bobby Cavazos, Texas Tech, 1954 Gator

PASS ATTEMPTS

- 78 Mike Kafka, Northwestern, 2010 Outback
- 41 Michael Rocco, Virginia, 2011 Chick-fil-A
- 40 Darron Thomas, Oregon, 2011 BCS Championship
- 40 Clayton Tune, Houston, 2021 Birmingham
- 38 Bryan Randall, Virginia Tech, 2005 Sugar
- 38 Doug Flutie, Boston College, 1982 Tangerine
- 37 David Blough, Purdue, 2018 Music City
- 37 Paxton Lynch, Memphis, 2015 Birmingham
- 35 Jameis Winston, Florida State, 2014 BCS Championship
- 35 McKenzie Milton, UCF, 2018 Chick-fil-A Peach
- 35 Peyton Ramsey, Northwestern, 2021 Vrbo Citrus Bowl

PASS COMPLETIONS

- 47 Mike Kafka, Northwestern, 2010 Outback
- 27 Darron Thomas, Oregon, 2011 BCS Championship
- 26 Michael Rocco, Virginia, 2011 Chick-fil-A
- 26 Clayton Tune, Houston, 2021 Birmingham
- 24 Peyton Ramsey, Northwestern, 2021 Vrbo Citrus Bowl
- 22 David Blough, Purdue, 2018 Music City
- 22 Doug Flutie, Boston College, 1982 Tangerine
- 21 Bryan Randall, Virginia Tech, 2005 Sugar
- 20 Jameis Winston, Florida State, 2014 BCS Championship
- 19 Tanner Morgan, Minnesota, 2020 Outback
- 19 Baker Mayfield, Oklahoma, 2017 Sugar
- 19 Archie Manning, Ole Miss, 1971 Gator

PASSING YARDS

- 532 Mike Kafka, Northwestern, 2010 Outback
- 363 Darron Thomas, Oregon, 2011 BCS Championship
- 312 Michael Rocco, Virginia, 2011 Chick-fil-A
- 301 John Stocco, Wisconsin, 2006 Capital One
- 299 Bryan Randall, Virginia Tech, 2005 Sugar
- 299 Doug Flutie, Boston College, 1982 Tangerine
- 296 Baker Mayfield, Oklahoma, 2017 Sugar
- 294 Drew Henson, Michigan, 2001 Capital One Florida Citrus
- 292 Kevin Murray, Texas A&M, 1986 Cotton
- 291 Peyton Ramsey, Northwestern, 2021 Vrbo Citrus

MOST TOUCHDOWN PASSES

- 4 Mike Kafka, Northwestern, 2010 Outback
- 4 Wally Richardson, Penn State, 1996 Outback
- 3 Peyton Ramsey, Northwestern, 2021 Vrbo Citrus
- 2 by 13 passers; latest, Clayton Tune, Houston, 2021 Birmingham

RECEPTIONS

- 12 Zeke Markshausen, Northwestern, 2010 Outback
- 12 Tyler Johnson, Minnesota, 2020 Outback
- 11 Rondale Moore, Purdue, 2018 Music City
- 10 Sidney Stewart, Northwestern, 2010 Outback
- 10 Bobby Joe Edmonds, Arkansas, 1984 Liberty
- 10 Nathaniel Dell, Houston, 2021 Birmingham
- 9 Jeff Maehl, Oregon, 2011 BCS Championship
- 9 Jim Poole, Ole Miss, 1971 Gator
- 9 Rashad Greene, Florida State, 2014 BCS Championship

RECEIVING YARDS

- 204 Tyler Johnson, Minnesota, 2020 Outback
- 173 Brandon Williams, Wisconsin, 2006 Capital One
- 150 Nathaniel Dell, Houston, 2021 Birmingham
- 149 Brian Brennan, Boston College, 1982 Tangerine
- 147 Rashad Greene, Florida State, 2014 BCS Championship
- 136 David Terrell, Michigan, 2001 Florida Citrus
- 133 Jeff Maehl, Oregon, 2011 BCS Championship
- 133 Andrew Brewer, Northwestern, 2010 Outback
- 126 Josh Morgan, Virginia Tech, 2005 Sugar
- 120 Drake Dunsmore, Northwestern, 2010 Outback
- 113 Bobby Engram, Penn State, 1996 Outback
- 111 Jim Poole, Ole Miss, 1971 Gator
- 108 Rod Bernstine, Texas A&M, 1986 Cotton
- 103 Jeff Graham, Ohio State, 1990 Hall of Fame
- 103 Kris Burd, Virginia, 2011 Chick-fil-A
- 100 Marquise Walker, Michigan, 2001 Florida Citrus

RECEIVING TOUCHDOWNS

- 2 Tyler Johnson, Minnesota, 2020 Outback
- 2 LaMichael James, Oregon, 2011 BCS Championship
- 2 Andrew Brewer, Northwestern, 2010 Outback
- 2 Josh Morgan, Virginia Tech, 2005 Sugar
- 2 Bobby Engram, Penn State, 1996 Outback
- 2 John Kelsey, Missouri, 1973 Sun
- 2 Kris Burd, Virginia, 2011 Chick-fil-A

SCORING

- 18 Trent Green, Indiana (3 TD), 1990 Peach
- 18 Jack Mildren, Oklahoma (3 TD), 1972 Sugar
- 18 Bobby Cavazos, Texas Tech (3 TD), 1954 Gator
- 18 Melvin Gordon, Wisconsin (3 TD), 2015 Outback
- 14 Bobby Williams, Army (2 TD, 2-pt conversion), 1996 Independence
- 13 Brett Conway, Penn State (3 FG, 4 PAT), 1996 Outback

LONGEST FIELD GOAL

- 53 John Carroll, Oklahoma, 1972 Sugar
- 53 Jake Elliott, Memphis, 2015 Birmingham
- 52 Dalton Witherspoon, Houston, 2021 Birmingham
- 48 David Richardson, Clemson, 1998 Chick-fil-A Peach
- 45 Matthew Wright, UCF, 2018 Chick-fil-A Peach
- 42 Scott Bonnell, Indiana, 1990 Peach
- 42 Johnny Keyes, Ole Miss, 1965 Liberty

LONGEST TOUCHDOWN RUNS

- 83 C.J. Spiller, Clemson, 2007 Chick-fil-A
- 68 Dennis Claridge, Nebraska, 1964 Orange
- 62 Ronald Curry, North Carolina, 2001 Chick-fil-A Peach
- 59 Bobby Cavazos, Texas Tech, 1954 Gator
- 53 Melvin Gordon, Wisconsin, 2015 Outback
- 38 L.G. Dupre, Baylor, 1954 Gator

LONGEST TOUCHDOWN PASSES

- 80 Bryan Randall to Josh Morgan, Virginia Tech, 2005 Sugar
- 73 Tanner Morgan to Tyler Johnson, Minnesota, 2020 Outback
- 66 Mike Kafka to Drake Dunsmore, Northwestern, 2010 Outback
- 53 Jack Kirkpatrick to Paul Erwin, Texas Tech, 1954 Gator
- 39 Mike Kafka to Andrew Brewer, Northwestern, 2010 Outback
- 35 Chuck Link to John Kelsey, Missouri, 1973 Sun
- 35 Mike Kafka to Andrew Brewer, Northwestern, 2010 Outback
- 35 Peyton Ramsey to Ramaud Chiaokhiao, Northwestern, 2021 Citrus

LONGEST INTERCEPTION RETURN FOR A TOUCHDOWN

- 53 Reggis Ball, Memphis, 2015 Birmingham
- 45 Chequan Burkett, UCF, 2018 Chick-fil-A Peach
- 24 Marcus Cotton, Southern California, 1987 Citrus

Auburn Team Bowl Records

Auburn Team Records

SCORING

Most Auburn Points — 63 vs. Purdue, 2018 Music City
Most Opponent Points — 43 by Penn State, 1996 Outback
Most Points, Both Teams — 77 (AU 63, Purdue 14), 2018 Music City
Fewest Points, Both Teams — 6 (AU 6, Mich. State 0), 1938 Orange
Largest Margin of Victory, Auburn — 49 points (AU 63, Purdue 14), 2018 Music City
Largest Margin of Defeat, Auburn — 29 points (Houston 36, AU 7), 1969 Astro-Bluebonnet; (Penn State 42, AU 13), 1996 Outback

FIRST DOWNS

Most by Auburn — 28 vs. Oregon, 2011 BCS Championship
28 vs. UCF, 2018 Chick-fil-A Peach
Most by Opponent — 33 by Northwestern, 2010 Outback
Fewest by Auburn — 9 vs. Villanova, 1937 Bacardi
Fewest by Opponent — 2 by Michigan State, 1938 Orange

RUSHING

Most Yards, Auburn — 423 vs. Baylor, 1954 Gator
Most Yards, Opponents — 439 by Oklahoma, 1972 Sugar
Fewest Yards, Auburn — 1 vs. Houston, 1969 Astro-Bluebonnet
Fewest Yards, Opponent — 32 by Michigan State, 1938 Orange

PASSING

Most Yards, Auburn — 394 vs. Michigan, 2001 Citrus
Most Yards, Opponent — 532 by Northwestern, 2010 Outback
Fewest Yards, Auburn — 21 vs. Michigan, 1984 Sugar
Fewest Yards, Opponent — 11 by Oklahoma, 1972 Sugar
Most Attempted, Auburn — 48 vs. Indiana, 1990 Peach
Most Attempted, Opponent — 78 by Northwestern, 2010 Outback
Fewest Attempted, Auburn — 6 vs. Michigan, 1984 Sugar
Fewest Attempted, Opponent — 4 by Oklahoma, 1972 Sugar
Most Completed, Auburn — 31 vs. Indiana, 1990 Peach
Most Completed, Opponent — 47 by Northwestern, 2010 Outback
Fewest Completed, Auburn — 2 vs. Villanova, 1937 Bacardi;
2 vs. Michigan, 1984 Sugar
Fewest Completed, Opponent — 1 by Oklahoma, 1972 Sugar
Best Completion Percentage, Auburn (min. 10 att.) — .757 (28-37) vs. Michigan, 2001 Citrus
Best Completion Percentage, Opponent (min. 10 att.) — .714 (15-21) by Michigan, 2001 Citrus
Worst Completion Percentage, Auburn — .167 (2-12) vs. Villanova, 1937 Bacardi
Worst Completion Percentage, Opponent — .222 (2-9) by Michigan State, 1938 Orange

TOTAL OFFENSE

Most Yards, Auburn — 586 vs. Purdue, 2018 Music City
Most Yards, Opponent — 625 by Northwestern, 2010 Outback
Fewest Yards, Auburn — 178 vs. Nebraska, 2007 Cotton
Fewest Yards, Opponent — 57 by Michigan State, 1938 Orange

TOTAL OFFENSE, BOTH TEAMS

Most Yards — 1,050 in 2010 Outback (Auburn 425, Northwestern 621)
Fewest Yards — 334 in 1937 Bacardi (Auburn 181, Villanova 153)

PUNTING

Best Avg., Auburn — 49.3 (9 punts) vs. North Carolina, 2001 Peach
Best Avg., Opponent — 47.3 (6 punts) by Ole Miss, 1971 Gator
Worst Avg., Auburn — 23.0 (3 punts) vs. Indiana, 1990 Peach
Worst Avg., Opponent — 13.0 (3 punts) by Virginia, 2011 Chick-fil-A
Most Punts, Auburn — 10 vs. Michigan State, 1938 Orange
Most Punts, Opponent — 12 by Michigan State, 1938 Orange
Fewest Punts, Auburn — 1 vs. Purdue, 2018 Music City
Fewest Punts, Opponent — 2 by Houston, 1969 Astro-Bluebonnet

FUMBLES

Most, Auburn — 7 vs. Texas 1974 Gator
Most, Opponent — 5 by Texas, 1974 Gator
Most Lost, Auburn — 5 vs. Texas, 1974 Gator
5 vs. Vanderbilt, 1955 Gator
Most Lost, Opponent — 4 by Texas, 1974 Gator

PENALTY YARDS

Most, Auburn — 84 vs. Southern Cal, 1987 Citrus; 84 vs. Penn State, 2002 Capital One
Most, Opponent — 100 by Oklahoma, 2017 Sugar

All-Time Individual Bowl Statistics

Rushing

Name	G	ATT	YDS	AVG	TD	Name	G	ATT	YDS	AVG	TD
Bo Jackson (1982-83-84-85)	4	85	411	4.84	5	Malcolm Johnson Jr. (2020-21)	2	2	24	12.0	0
Ronnie Brown (2001-02-03-04)	4	70	342	4.89	4	Chris Butler (2001)	1	8	22	2.75	0
Tre Mason (2011-13)	2	43	259	6.02	2	Casinio Moore (2001)	1	5	21	4.20	0
Stacy Danley (1987-88-89)	3	52	195	3.75	0	Quan Bray (2011-13-14)	3	2	21	10.50	0
Joe Childress (1953-54-55)	3	35	192	5.49	2	Wade Whatley (1972-73)	2	18	21	1.17	1
Lionel James (1982-83)	2	35	184	5.26	0	Carl Hardy (1965)	1	5	18	3.60	0
Brent Fullwood (1983-84-85-86)	4	44	181	4.11	1	Fred Beasley (1995-96-97)	3	15	18	1.20	0
Ben Tate (2006-07-09)	3	39	178	4.56	3	Randy Campbell (1982-83)	2	9	17	1.89	0
Onterio McCalebb (2009-10-11)	3	22	174	7.91	1	Ron O'Neal (1981-82)	2	7	17	2.43	0
Tommie Agee (1983-84-85-86)	4	27	165	6.11	0	Jarquez Hunter (2021)	1	5	17	3.40	0
Kenny Irons (2005-06)	2	46	160	3.48	0	Charles Hataway (1953)	1	3	16	5.33	0
Michael Dyer (2010)	1	22	143	6.50	0	Heath Evans (2000)	1	3	16	5.33	0
Rusty Williams (1996-97)	2	30	143	4.77	2	Ken Burks (1974)	1	4	16	4.00	0
Fob James (1953-54-55)	3	21	142	6.76	1	Tommy Lowry (1969-70-71)	3	7	16	2.29	0
Secdrick McIntyre (1973-74)	2	29	135	4.66	0	John Franklin III (2016)	1	5	16	3.20	0
Dameyune Craig (1995-96-97)	3	33	134	4.06	2	Alex Bowden (1965)	1	16	15	0.94	0
Wallace Clark (1968-69-70)	3	25	131	5.24	0	Sean White (2015-16)	2	4	15	3.75	0
Carnell Williams (2003-04)	2	37	129	3.49	2	Larry Rawson (1963)	1	4	14	3.50	0
Kerryon Johnson (2015-16-17)	3	37	128	3.46	2	Loran Carter (1968)	1	7	14	2.00	0
Cameron Artis-Payne (2013-14)	2	27	127	4.70	2	Anthony Schwartz (2018-19)	2	4	12	3.00	1
Jovon Robinson (2015)	1	27	126	4.70	1	Richard Plagge (1965)	1	3	12	4.00	0
Stephen Davis (1995)	1	12	119	9.92	0	Rick Harbuck (1973-74)	2	3	12	4.00	0
James Joseph (1986-88-89-90)	4	23	116	5.04	0	Tre Smith (2002-03-05)	3	5	10	2.00	0
Tom Bryan (1965)	1	19	111	5.84	1	C.J. Tolbert (2018)	1	6	9	1.50	0
Kamryn Pettway (2016)	1	24	101	4.21	0	Scott Bolton (1986-87)	2	1	9	9.00	0
Darrell Williams (1989-90)	2	22	98	4.45	0	Tommy Traylor (1968-69)	2	5	9	1.80	1
Jimmy Sidle (1963)	1	25	96	3.84	1	Ben Obomanu (2002-03-04-05)	4	1	8	8.00	0
Tank Bigsby (2021)	1	16	96	6.00	0	Larry Ellis (1968)	1	3	8	2.67	0
Brad Lester (2005-07)	2	22	94	4.27	1	Alex Strong (1988-89)	2	2	7	3.50	0
Rudi Johnson (2000)	1	25	85	3.40	1	Demontray Carter (1997)	1	4	7	1.75	0
Kodi Burns (2007-09-10)	3	18	85	4.72	2	Harry Ward (1973-74)	2	2	7	3.50	0
Kam Martin (2017-18-19)	3	18	84	4.67	0	Jimmy Cook (1955)	1	2	6	3.00	0
Rusty Fuller (1972-73)	2	17	83	4.88	0	Mickey Sutton (1963)	1	1	6	6.00	0
Mickey Zofko (1968-69-70)	3	32	80	2.50	1	Jason Smith (2015-16-17)	3	1	6	6.00	0
Robert Freeman (1953-54)	2	12	80	6.67	1	Alton Shell (1954-55)	2	2	5	2.50	0
Harry Unger (1970-71)	2	8	72	9.00	2	Mike Henley (1974)	1	1	5	5.00	0
Jason Campbell (2001-02-03-04)	4	31	71	2.29	0	Malik Miller (2017-18-19)	3	2	4	2.00	0
Cam Newton (2010)	1	22	64	2.91	0	Alexander Wright (1986-87-88-89)	4	1	4	4.00	0
Mitzi Jackson (1974)	1	10	64	6.40	1	Clifton Robinson (2000)	1	1	4	4.00	0
Nick Marshall (2013-14)	2	23	63	2.74	1	Markeith Cooper (1996-97)	2	1	4	4.00	0
David Middleton (1953-54)	2	12	60	5.00	0	Mike Gates (1974)	1	1	4	4.00	0
Greg Pratt (1982)	1	9	59	6.56	1	Terry Beasley (1969-70-71)	3	1	4	4.00	0
Phil Gargis (1973-74)	2	22	57	2.59	0	Tony Richardson (1990)	1	3	4	1.33	0
Shaun Shivers (2018-19-20)	3	23	57	2.48	0	Tucker Frederickson (1963)	1	3	4	1.33	0
Vince Dooley (1953)	1	16	56	3.50	1	Tyrone Goodson (1995-96-97)	3	0	4	0.00	0
Kiehl Frazier (2011-13)	2	16	55	3.44	2	Courtney Taylor (2006)	1	1	3	3.00	0
Malik Willis (2017-18)	2	3	52	17.3	0	Terry Walker (1982)	1	1	3	3.00	0
Reggie Ware (1984-85-86-87)	4	20	51	2.55	0	Chandler Cox (2016-17-18)	3	1	3	3.00	1
Terrell Zachery (2009-10)	2	1	50	50.00	0	Willie Howell (1982)	1	1	2	2.00	1
Rick Neel (1973-74)	2	13	50	3.85	0	Spencer Nigh (2016-17-18-19)	4	1	2	2.00	0
Dwight Hurston (1968)	1	14	49	3.50	0	Ja'Varrius Johnson (2019-20-21)	3	1	2	2.00	0
Chris Linderman (1972-73)	2	18	46	2.56	0	Carl Stewart (2006-07)	2	1	1	1.00	1
Bo Nix (2019-20)	2	16	44	2.75	0	Kyle Collins (1983-84-85)	3	2	1	0.50	0
Peyton Barber (2015)	1	12	41	3.41	0	John Samuel Shenker (2018-19-20-21)	4	1	1	1.00	0
Harold Morrow (1995)	1	10	39	3.90	0	Brandon Johnson (2001-02-03)	3	1	0	0.00	0
Robert Duke (1953)	1	4	37	9.25	1	Mac Crawford (1968-69)	2	2	0	0.00	0
Vincent Harris (1986-87-88)	3	16	37	2.31	0	Matthew Hill (2018)	1	1	-1	-1.00	0
Collis Campbell (1982-83-84)	3	13	36	2.77	0	Clint Moseley (2011)	1	1	-1	-1.00	0
Jeremy Johnson (2015-16)	2	4	36	9.00	1	Ryan Davis (2016-17-18)	3	1	-1	-1.00	0
Ricardo Louis (2013-14-15)	3	5	35	7.00	0	Chris Vacarella (1974)	1	3	-2	-0.67	0
Ja'Tarvious Whitlow (2018-19)	2	16	34	2.13	3	Mike Mann (1984)	1	1	-2	-2.00	0
Robert Hoppe (1955)	1	6	33	5.50	0	Stan White (1990)	1	5	-2	-0.40	2
Ray Minor (1953-54)	2	4	32	8.00	0	J.J. Pegues (2020-21)	2	1	-2	-2.00	0
Terry Henley (1971-72)	2	23	32	1.39	0	Doc Griffith (1963)	1	1	-3	-3.00	0
Tim Jessie (1982-83-84-86)	4	13	32	2.46	0	George Rose (1963)	1	1	-3	-3.00	0
Mario Fannin (2007-09-10)	3	8	32	4.00	0	Devan Barrett (2017-18-19)	3	1	-3	-3.00	0
Barrett Trotter (2011)	1	5	32	6.40	0	Patrick Nix (1995)	1	3	-5	-1.67	0
Eli Stove (2016-17-18-19-20)	5	5	31	6.20	1	Harold Joiner (2018-19)	2	1	-5	-5.00	0
Alan Evans (1982-83)	2	2	30	15.00	0	Freddy Weygand (1984-85-87-88)	4	2	-6	-3.00	0
Mike Currier (1968)	1	11	29	2.64	0	T.J. Finley (2021)	1	2	-7	-3.50	0
Roc Thomas (2015)	1	5	29	5.80	0	Tim Carter (2000-01)	2	3	-9	-3.00	0
D.J. Williams (2019-20)	2	11	29	2.63	1	Ben Leard (2000)	1	4	-11	-2.75	0
Joey Gatewood (2018)	1	3	28	9.33	0	Chris Todd (2009)	1	4	-15	-3.75	0
Corey Grant (2013-14)	2	6	27	4.50	0	Pat Washington (1984-85)	2	8	-19	-2.38	0
Howell Tubbs (1955)	1	11	25	2.27	0	Reggie Slack (1988-89)	2	9	-23	-2.56	1
Kevin McLeod (1995-96-97)	3	4	25	6.25	1	Pat Sullivan (1969-70-71)	3	18	-24	-1.33	1
Alex Smith (1989-90)	2	5	24	4.80	0	Jarrett Stidham (2017-18)	2	13	-19	-1.46	0
						Jeff Burger (1984-85-86-87)	4	9	-32	-3.56	0
						Brandon Cox (2005-06-07)	3	13	-61	-4.69	0

All-Time Individual Bowl Statistics

Passing

Name.....	G	C-A-I	PCT	YDS	TD
Pat Sullivan (1969-70-71).....	3	57-117-3	48.7	733	3
Jarrett Stidham (2017-18).....	2	43-64-2	67.2	704	6
Dameyune Craig (1995-96-97).....	3	42-94-1	44.6	675	2
Jason Campbell (2001-02-03-04).....	4	43-73-4	58.9	479	1
Bo Nix (2019-20).....	2	42-68-0	61.8	468	2
Brandon Cox (2005-06-07).....	3	50-93-2	53.7	459	2
Nick Marshall (2013-14).....	2	29-49-1	59.2	434	4
Ben Leard (2000).....	1	28-37-2	75.6	394	3
Stan White (1990).....	1	31-48-0	64.5	351	1
Jeff Burger (1984-85-86-87).....	4	37-63-5	58.7	333	2
Reggie Slack (1988-89).....	2	35-55-5	63.6	303	4
Cam Newton (2010).....	1	30-34-1	58.8	265	2
Chris Todd (2009).....	1	20-31-0	64.5	235	0
T.J. Finley (2021).....	1	19-37-0	51.4	227	1
Randy Campbell (1982-83).....	2	12-22-2	54.5	198	0
Phil Gargis (1973-74).....	2	13-26-3	50.0	180	4
Barrett Trotter (2011).....	1	11-18-0	61.1	175	1
Pat Washington (1984-85).....	2	7-19-0	36.8	166	1
Loran Carter (1968).....	1	7-28-3	25.0	156	2
Jimmy Sidle (1963).....	1	12-25-1	48.0	141	0
Sean White (2015-16).....	2	12-23-2	52.2	137	0
Alex Bowden (1965).....	1	11-24-1	45.8	112	0
Jeremy Johnson (2015-16).....	2	6-10-1	60.0	104	1
Howell Tubbs (1955).....	1	4-9-0	44.4	101	1
Robert Freeman (1953-54).....	2	5-14-2	35.7	76	1
Daniel Cobb (2001).....	1	6-10-1	60.0	71	1
Duke Donaldson (1985-86-87-88).....	4	1-1-0	100.0	58	0
Vince Dooley (1953).....	1	4-8-1	50.0	49	0
Patrick Nix (1995).....	1	5-25-2	20.0	48	1
Wade Whatley (1972-73).....	2	3-6-0	50.0	42	0
Jimmy Cook (1955).....	1	3-3-0	100.0	41	1
Kevin Phillips (2015-16).....	2	1-1-0	100.0	37	0
Mickey Zofko (1968-69-70).....	3	1-1-0	100.0	36	1
John Franklin III (2016).....	1	3-7-0	42.9	25	0
Mike Fuller (1972-73-74).....	3	1-1-0	100.0	22	1
Kodi Burns (2007-09).....	2	1-6-2	16.7	22	1
Carnell Williams (2003-04).....	2	1-1-0	100.0	19	0
Dave Beck (1970-71-72).....	3	1-1-0	100.0	16	1
George Rose (1963).....	1	2-2-0	100.0	16	0
Chris Vacarella (1974).....	1	1-1-0	100.0	10	0
Cord Sandberg (2020).....	1	1-1-0	100.0	8	0
Clint Moseley (2011).....	1	1-4-0	25.0	6	0
Malik Willis (2017-18).....	2	1-2-0	50.0	5	0
Kerryon Johnson (2015-16-17).....	3	1-1-0	100.0	1	1
Quan Bray (2011-13).....	2	0-1-0	0.0	0	0
Frank McIntosh (1989).....	1	0-1-0	0.0	0	0
Mike Mann (1984).....	1	0-1-0	0.0	0	0
Rick Neel (1973-74).....	2	0-1-0	0.0	0	0
Terry Beasley (1969-70-71).....	3	0-1-0	0.0	0	0
Bill Burbank (1955).....	1	0-0-0	0.0	0	0
Joe Davis (1953).....	1	0-1-0	0.0	0	0
Jason Smith (2015-16).....	2	0-1-0	0.0	0	0
Arryn Siposs (2018-19).....	2	0-1-0	0.0	0	0
C.J. Uzomah (2011-13-14).....	3	1-1-0	100.0	-1	0

***Missing 1936 Bacardi and 1937 Orange Bowls

Receiving

Name.....	G	NO	YDS	AVG	TD
Terry Beasley (1969-70-71).....	3	20	336	16.80	1
Darius Slayton (2016-17-18).....	3	9	285	31.67	3
Darvin Adams (2009-10).....	2	16	196	12.25	0
Karsten Bailey (1995-96-97).....	3	9	190	21.11	0
Courtney Taylor (2003-04-05-06).....	4	14	184	13.14	1
Lawyer Tillman (1985-86-87-88).....	4	11	182	16.55	1
Herbert Casey (1989-90).....	2	9	174	19.33	1
Emory Blake (2009-10-11).....	3	11	165	15.00	1
Seth Williams (2018-19-20).....	3	11	156	14.18	0
Tyrone Goodson (1995-96-97).....	3	7	149	21.29	1
Willie Gosha (1995-96).....	2	11	137	12.45	1
Will Hastings (2016-17-19).....	3	8	131	16.38	1
Robert Baker (1995-96).....	2	5	128	25.60	1
Bo Jackson (1982-83-84-85).....	4	5	115	23.00	1
Ricardo Louis (2013-14-15).....	3	4	111	27.75	1

Name.....	G	NO	YDS	AVG	TD
Melvin Ray (2013-14-15).....	3	4	105	26.25	1
Alvin Bresler (1969-70).....	2	4	102	25.50	1
Anthony Schwartz (2018-19).....	2	9	99	11.00	0
Ronney Daniels (2000).....	1	7	98	14.00	1
Freddy Weygand (1984-85-87-88).....	4	7	96	13.71	0
Marcel Willis (2000-01-02).....	3	9	92	10.22	0
Kobe Hudson (2020-21).....	2	7	86	12.29	1
Sammie Coates (2013-14).....	2	8	85	10.63	0
John Samuel Shenker (2018-19-20-21).....	4	8	85	10.63	0
Jeris McIntyre (2001-02-03).....	3	4	82	20.50	0
Mickey Zofko (1968-69-70).....	3	3	81	27.00	1
Walter Reeves (1985-86-87-88).....	4	8	80	10.00	2
Eli Stove (2016-17-18-19-20).....	5	10	80	8.00	0
Elijah Canion (2020).....	1	3	80	26.67	1
Quan Bray (2011-13-14).....	3	11	79	7.18	0
Mario Fannin (2007-09-10).....	3	9	79	8.78	1
Anthony Mix (2002-04-05).....	3	4	79	19.75	0
Ben Obomanu (2002-03-04-05).....	4	7	79	11.29	0
Rob Spivey (1972-73).....	2	4	78	19.50	1
Victor Hall (1989-90).....	2	9	74	8.22	0
Ryan Davis (2015-16-17-18).....	4	13	70	5.38	1
Clifton Robinson (2000).....	1	3	70	23.33	1
Silas Daniels (2001-02-03-04).....	4	7	70	10.00	0
Greg Taylor (1988-89-90).....	3	9	68	7.56	2
Tank Bigsby (2021).....	1	5	68	13.6	0
Chris Woods (1982-83).....	2	3	67	22.33	0
JaTarvious Whitlow (2018-19).....	2	1	66	66.00	1
Nate Craig-Myers (2016-17).....	2	4	66	16.50	0
Tim Carter (2000-01).....	2	4	63	15.75	0
Onterio McCalebb (2009-10-11).....	3	4	63	15.75	1
Tim Christian (1968).....	1	3	62	20.67	1
Terrell Zachery (2009-10).....	2	7	59	8.43	0
Alexander Wright (1986-87-88-89).....	4	4	59	14.75	0
Connie Frederick (1968-69).....	2	3	59	19.67	1
Kodi Burns (2007-09-10).....	3	2	58	29.00	1
Clayton Beauford (1982-83-84).....	3	2	58	29.00	0
Trey Gainous (1983-84-85-86).....	4	3	57	19.00	0
Mike Edwards (1982).....	1	3	55	18.33	0
Marcus Davis (2013-14-15).....	3	5	54	10.80	0
Sal Cannella (2017-18-19).....	3	2	53	26.50	1
Fob James (1953-54-55).....	3	2	51	25.50	1
Heath Evans (2000).....	1	4	51	12.75	0
Thomas Gossom (1972-73-74).....	3	3	51	17.00	2
Deandre Green (2000).....	1	4	49	12.25	1
Philip Lutzenkirchen (2009-10).....	2	2	48	24.00	0
Ronnie Ross (1968-69-70).....	3	5	48	9.60	0
Wallace Clark (1968-69-70).....	3	9	48	5.33	0
Kerryon Johnson (2015-16-17).....	3	3	48	16.00	0
Quindarius Carr (2009-10).....	2	1	46	46.00	1
Carl Hardy (1965).....	1	4	46	11.50	0
Tony Stevens (2015-16).....	2	4	46	11.50	0
Rod Smith (2006-07).....	2	4	45	11.25	0
Shedrick Jackson (2019-20-21).....	3	5	45	9.00	0
Stacy Danley (1987-88-89).....	3	13	44	3.38	0
Hicks Poor (1995-96-97).....	3	4	43	10.75	0
Tre Mason (2011-13).....	2	1	42	42.00	1
Jerry Elliott (1954-55).....	2	2	41	20.50	0
Cooper Wallace (2002-03-04-05).....	4	2	39	19.50	0
Devin Aromashodu (2002-03-04-05).....	4	5	39	7.80	1
Howard Simpson (1963).....	1	4	39	9.75	0
Robert Dunn (2007).....	1	5	39	7.80	0
Dan Nugent (1972-1973-74).....	3	3	38	12.67	1
George Rose (1963).....	1	3	37	12.33	0
Brandon Johnson (2001-02-03).....	3	4	36	9.00	0
James Joseph (1986-88-89-90).....	4	5	36	7.20	0
Bucky Waid (1963).....	1	2	34	17.00	0
Brad Lester (2005-07).....	2	4	33	8.25	0
Jim Hall (1954-55).....	2	1	33	33.00	0
Rusty Williams (1996-97).....	2	1	33	33.00	0
Jeff Parks (1982-83-84-85).....	4	2	32	16.00	0
Terry Henley (1971-72).....	2	4	31	7.75	0
Tommy Lowry (1969-70-71).....	3	2	31	15.50	0
Shayne Wasden (1988-89-90).....	3	4	30	7.50	0
Lorenzo Diamond (2001-02).....	2	3	28	9.33	1
Red Phillips (1955).....	1	2	28	14.00	1
Sandy Cannon (1971-72).....	2	2	28	14.00	1

All-Time Individual Bowl Statistics

Name	G	NO	YDS	AVG	TD
C.J. Uzomah (2011-13-14)	3	3	28	9.33	1
Prechae Rodriguez (2006-07)	2	2	26	13.00	0
Melvin Hines (1990)	1	2	25	12.50	0
Spencer Nigh (2016-17-18-19)	4	1	24	24.00	0
Freddie Hyatt (1965)	1	2	24	12.00	0
Kenny Irons (2005-06)	2	2	23	11.50	0
Tom Bryan (1965)	1	3	23	7.67	0
Chandler Cox (2015-16-17-18)	4	2	23	11.5	0
Dick Schmalz (1969-70-71)	3	2	22	11.00	0
Fred Baxter (1990)	1	4	22	5.50	0
Jim Ingle (1963)	1	2	22	11.00	0
Joe Childress (1953-54-55)	3	1	22	22.00	0
Ed Butler (1972-73-74)	3	2	21	10.50	2
Ja'Varius Johnson (2019-20-21)	3	1	20	20.0	0
Danny Fulford (1965)	1	2	19	9.50	0
Ben Tate (2006-07-09)	3	3	19	6.33	0
Jay Ratliff (2001-02-03-04)	4	1	18	18.00	0
Cameron Artis-Payne (2013-14)	2	1	18	18.00	0
Mark Currier (1968)	1	1	17	17.00	0
Robert Johnson (2002)	1	2	17	8.50	0
Casinio Moore (2001)	1	2	16	8.00	0
Jim Pyburn (1953-54)	2	1	16	16.00	0
Joe Walkins (2001)	1	2	16	8.00	0
Cole Bennett (2007)	1	2	16	8.00	0
Brent Fullwood (1983-84-85-86)	4	2	15	7.50	0
Don Lewis (1963-65)	2	2	15	7.50	0
Lionel James (1982-83)	2	1	15	15.00	0
Markeith Cooper (1996-97)	2	2	15	7.50	0
Rick Neel (1973-74)	2	1	15	15.00	0
Rudi Johnson (2000)	1	2	15	7.50	0
Scott Bolton (1986-87)	2	1	15	15.00	0
Demetris Robertson (2021)	1	2	15	7.50	0
Duke Donaldson (1985-86-87-88)	4	4	14	3.50	0
Ed West (1982-83)	2	1	14	14.00	0
Montez Billings (2007)	1	1	13	13.00	0
Kyle Davis (2016)	1	1	13	13.00	0
Darrell Williams (1989-90)	2	2	12	6.00	0
Gabe McKenzie (2006)	1	1	12	12.00	0
Mike Gates (1972-73-74)	3	1	12	12.00	0
Tyronne Dillard (1995-96-97)	3	1	12	12.00	0
Vincent Harris (1986-87-88)	3	1	12	12.00	0
Tim Hawthorne (2007)	1	1	12	12.00	0
Jay Jay Wilson (2019)	1	2	12	6.00	0
Shaun Shivers (2018-19-20)	3	2	11	5.50	0
Jason Smith (2015-16-17)	3	1	11	11.00	1
Alex Smith (1989-90)	2	1	11	11.00	1
Dale Overton (1988-89-90)	3	1	11	11.00	0
Danny Arnold (1973-74)	2	1	10	10.00	0
Jimmy Sidle (1963)	1	1	10	10.00	0
Mike Henley (1974)	1	1	10	10.00	0
Marquis McClain (2017-18)	2	1	10	10.00	0
Carl Stewart (2006)	1	1	9	9.00	1
Tommie Agee (1983-84-85-86)	4	1	9	9.00	0
Griffin King (2016-17-18)	3	1	8	8.00	0
Erick Lowe (1995-96-97)	3	1	8	8.00	0
Jeremy Hand (1995-97)	2	1	8	8.00	0
Kyle Collins (1983-84-85)	3	1	8	8.00	0
Jay Wisner (2011)	1	1	8	8.00	0
Larry Ellis (1968)	1	1	7	7.00	0
Brandon Frazier (2020)	1	1	7	7.00	0
Allen Giffin (1968)	1	1	5	5.00	0
Secdrick McIntyre (1973-74)	2	1	5	5.00	0
Tre Smith (2002-03-05)	3	1	5	5.00	0
D.J. Williams (2019-20)	2	1	5	5.00	0
Andy Fuller (1995)	1	1	4	4.00	0
James Wallace Long (1953-54)	2	1	4	4.00	1
Tommy Trott (2007)	1	1	4	4.00	0
Stanton Truitt (2015-16)	1	1	4	4.00	0
Devan Barrett (2017-18-19)	3	1	4	4.00	0
Ze'Vian Capers (2020)	1	1	4	4.00	0
Jessie McCoverly (1995-96)	2	1	3	3.00	0
Peyton Barber (2015)	1	1	3	3.00	0
Kevin McLeod (1995-96-97)	3	1	2	2.00	0
Jalen Harris (2015-16-17)	3	1	1	1.00	1
Jake Slaughter (2003-04-05)	3	1	0	0.00	0
Reggie Ware (1984-85-86-87)	4	2	0	0.00	0

Name	G	NO	YDS	AVG	TD
Robby Robinett (1969-70-71)	3	1	0	0.00	0
Ronnie Brown (2001-02-03-04)	4	3	0	0.00	0
Pedro Cherry (1989-90)	2	1	-3	-3.00	0
Nick Marshall (2013-14)	2	1	-3	-3.00	0
Terry Walker (1982)	1	1	-4	-4.00	0
Carnell Williams (2003-04)	2	2	-6	-3.00	0
Fred Beasley (1995-96-97)	3	1	-9	-9.00	0

*** Missing 1936 Bacardi, 1937 Orange and 1953 Gator

Punting

Name	G	NO	YDS	AVG	LNG
Damon Duval (2000-01-02)	3	16	765	47.8	67
Daniel Carlson (2014)	1	4	183	45.8	55
Roger Pruett (1971-73)	2	6	274	45.7	--
Kevin Phillips (2015-16)	2	8	365	45.6	63
Clyde Baumgartner (1974)	1	2	91	45.5	54
David Beverly (1970-71-72)	3	17	771	45.4	55
Arryn Siposs (2018-19)	2	5	225	45.0	50
Steven Clark (2011-13)	2	9	406	45.1	58
Kody Bliss (2003-04-05-06)	4	21	930	44.3	58
Jaret Holmes (1996-97)	2	5	216	43.2	51
Oscar Chapman (2020-21)	2	11	467	42.5	67
Clint Durst (2009)	1	6	253	42.2	48
Brian Shulman (1986-87-88)	3	17	715	42.1	58
Johnny Adams (1954)	1	1	42	42.0	42
Robert Freeman (1953-54)	2	1	40	40.0	40
Lewis Colbert (1982-83-84-85)	4	20	792	39.6	51
Ryan Shoemaker (2007-10)	2	13	511	39.3	53
Aidan Marshall (2017)	1	5	196	39.2	43
Matt Hawkins (1995)	1	8	313	39.1	55
Bo Nix (2019)	1	1	39	39.0	39
Richie Nell (1989-90)	2	7	266	38.0	50
Fob James (1953-54-55)	3	1	36	36.0	36
Connie Frederick (1968-69)	2	10	355	35.5	--
Dwight Brisendine (1968)	1	2	62	31.0	--
Bill Burbank (1955)	1	2	51	25.5	--

*** Missing 1965 Liberty, 1963 Orange, 1953 Gator, 1937 Orange, 1936 Bacardi

Punt Returns

Name	G	NO	YDS	AVG	TD
Shayne Wasden (1988-89-90)	3	6	105	17.5	0
Garrett Harper (2011)	1	1	16	16.0	0
Marcus Davis (2013-14-15)	3	6	94	15.7	0
Mike Fuller (1972-73-74)	3	5	63	12.6	0
Clifton Robinson (2000)	1	4	48	12.0	0
Chris Davis (2010-11-13)	3	3	36	12.0	0
Markeith Cooper (1996-97)	2	5	59	11.8	0
Robert Dunn (2005-07)	2	4	35	8.8	0
Larry Blakeney (1969)	1	1	7	7.0	0
Eli Stove (2016-17-18-19-20)	5	1	7	7.0	0
Karsten Bailey (1995-96-97)	3	1	6	6.0	0
Jim McKinney (1972-73-74)	3	1	6	6.0	0
Robert Baker (1995-96)	2	5	29	5.8	0
Roderick Hood (2000-01-02)	3	12	65	5.4	0
Carnell Williams (2003-04)	2	3	16	5.3	0
Trey Gainous (1983-84-85-86)	4	7	31	4.4	0
Ryan Davis (2015-16-17-18)	4	1	4	4.0	0
Fob James (1953-54-55)	3	1	3	3.0	0
Alton Shell (1954-55)	2	1	3	3.0	0
Tre Smith (2000-03-05-06)	4	4	10	2.5	0
Christian Tutt (2018-19)	2	2	4	2.0	0
Johnny Simmons (1970-71-72)	3	2	4	2.0	0
Angelo Blackson (2011-13-14)	3	1	1	1.0	0
Jimmie Warren (1983-85)	2	1	0	0.0	0
Lionel James (1982-83)	2	1	0	0.0	0
Benny Sivley (1971-72-73)	3	1	0	0.0	0
Quan Bray (2011-13-14)	3	1	0	0.0	0
Larry Willingham (1968-69-70)	3	--	--	----	1
Stephen Roberts (2015-16-17)	3	2	-8	-4.0	0

Missing: 1970 Gator, 1968 Sun, 1965 Liberty, 1963 Orange, 1954 Gator, 1953 Gator, 1937 Orange, 1936 Bacardi

All-Time Individual Bowl Statistics

Kickoff Returns

Name.....	G	NO	YDS	AVG	TD
Roderick Hood (2000-01-02)	3	1	41	41.0	0
Noah Igbinoehene (2017-18-19)	3	8	298	37.3	1
Patrick Lee (2006-07)	2	3	103	34.3	0
Quan Bray (2011-13-14)	3	4	124	31.0	0
Clayton Beauford (1982,-83-84)	3	1	29	29.0	0
Alexander Wright (1986-87-88-89).....	4	2	57	28.5	0
Terry Henley (1970-71-72)	3	1	28	28.0	0
David Middleton (1953-54).....	2	1	27	27.0	0
Johnathan Ford (2013-14-15-16).....	4	1	27	27.0	0
Shayne Wasden (1988-89-90)	3	4	103	25.8	0
Wallace Clark (1968-69-70).....	3	3	77	25.7	0
David Langner (1971-72).....	2	1	25	25.0	0
Eric Hines-Tucker (1995-96)	2	2	49	24.5	0
James Joseph (1986-88-89-90)	4	2	48	24.0	0
Shan Morris (1985-88)	2	1	24	24.0	0
Markeith Cooper (1996-97).....	2	3	71	23.7	0
Tristan Davis (2006-07).....	2	2	47	23.5	0
Brent Fullwood (1983-84-85-86)	4	2	47	23.5	0
Tre Smith (2002-03-05).....	3	1	23	23.0	0
Joe Walkins (2001).....	1	1	23	23.0	0
Demond Washington (2009-10).....	2	9	203	22.6	0
Robert Baker (1995-96).....	2	2	45	22.5	0
Mickey Zofko (1968-69-70).....	3	3	67	22.3	0
Carlos Rogers (2001-02-03-04)	4	1	22	22.0	0
Robert Hoppe (1955).....	1	1	22	22.0	0
Joe Childress (1953-54-55)	3	3	64	21.3	0
Harry Mose (1987).....	1	3	63	21.0	0
Perry Reed (1987).....	1	2	42	21.0	0
Pedro Cherry (1989-90)	2	1	21	21.0	0
Jarquez Hunter (2021).....	1	2	42	21.0	0
Karsten Bailey (1995-96-97).....	3	3	61	20.3	0
Rick Neel (1973-74).....	2	2	40	20.0	0
Carnell Williams (2003-04).....	2	1	20	20.0	0
Robert Freeman (1953-54).....	2	1	20	20.0	0
Tommy Lowry (1969-70-71).....	3	1	19	19.0	0
Kyle Collins (1983-84-85).....	3	2	37	18.5	0
James Owens (1970-71-72).....	3	2	37	18.5	0
Fob James (1953-54-55)	3	2	37	18.5	0
Mike Fuller (1972-73-74).....	3	3	54	18.0	0
Onterio McCalebb (2009-10-11)	3	1	18	18.0	0
Eli Stove (2016-17-18-19-20)	5	1	18	18.0	0
Corey Grant (2013-14)	2	3	53	17.7	0
Devin Aromashodu (2002-03-04-05).....	4	5	87	17.4	0
Alex Smith (1989-90).....	2	1	17	17.0	0
Chris Davis (2010-11-13).....	3	1	17	17.0	0
Stanton Truitt (2015-16).....	2	1	17	17.0	0
Tim Carter (2000-01)	2	2	32	16.0	0
Kerryon Johnson (2015-16-17).....	3	2	32	16.0	0
Trey Gainous (1983-84-85-86).....	4	1	16	16.0	0
Brad Lester (2005).....	1	1	15	15.0	0
Mario Fannin (2007-09-10).....	3	1	14	14.0	0
Alan Evans (1982-83)	2	2	28	14.0	0
Kevin McLeod (1995-96-97)	3	1	12	12.0	0
Lionel James (1982-83).....	2	2	23	11.5	0
Curtis Stewart (1985-87).....	2	1	10	10.0	0
Terry Page (1971).....	1	1	8	8.0	0
Howell Tubbs (1955).....	1	1	8	8.0	0
John Samuel Shenker (2018-19-20-21).....	4	2	7	3.5	0
Jay Prosch (2013)	1	1	3	3.0	0

*** Missing: 1970 Gator, 1965 Liberty, 1963 Orange, 1953 Gator, 1937 Orange, 1936 Bacardi

Interceptions

Name.....	G	NO	YDS	AVG	TD
Buddy McClinton (1968-69)	2	3	51	17.0	1
Walter McFadden (2007-09)	2	2	100	50.0	1
Javaris Davis (2016-17-18-19)	4	2	39	19.5	0
Arthur Johnson (1984-85-86)	3	2	38	19.0	0
Donald Webb (1968-69)	2	2	29	14.5	0
Ron Yarbrough (1968)	1	2	21	10.5	0
T'Sharvan Bell (2009-10)	2	2	3	1.5	0
Chip Powell (1984-85-86).....	3	2	0	0.0	0
Jermaine Whitehead (2011-13-14).....	3	2	0	0.0	0
Karibi Dede (2006).....	1	1	52	52.0	0
Kevin Porter (1984-85-86-87).....	4	1	35	35.0	1
Junior Rosegreen (2001-02-03-04)	4	1	32	32.0	0
Mark Dorminey (1982).....	1	1	29	29.0	0
Mike Fuller (1972-73-74).....	3	1	29	29.0	0
Roderick Hood (2000-01-02)	3	1	28	28.0	0
Danny Arnold (1973-74)	2	1	21	21.0	0
Big Kat Bryant (2017-18-19)	3	1	20	20.0	1
Smokey Hodge (1986-87-88).....	3	1	13	13.0	0
Jim McKinney (1972-73-74).....	3	1	12	12.0	0
Victor Beasley (1982-83-84).....	3	1	10	10.0	0
Sonny Ferguson (1968-69).....	2	1	9	9.0	0
Jonathan Robinson (1983-84-85)	3	1	8	8.0	0
Tray Matthews (2015-16-17).....	3	1	6	6.0	0
Jake Holland (2010-11).....	2	1	5	5.0	0
Derrick Graves (2002-03-04).....	3	1	4	4.0	0
Mike Kolen (1968-69).....	2	1	3	3.0	0
Gregg Carr (1982-83-84).....	3	1	2	2.0	0
Jimmy Cook (1955).....	1	1	1	1.0	0
Nehemiah Pritchett (2019-20-21).....	3	1	1	1.0	0
Zac Etheridge (2007-10).....	2	1	0	0.0	0
Neiko Thorpe (2009-10)	1	1	0	0.0	0
Will Herring (2003-04-05).....	3	1	0	0.0	0
Karlos Dansby (2001-02-03).....	3	1	0	0.0	0
Takeo Spikes (1995-96-97)	3	1	0	0.0	0
Tyrece Williams (1995-96-97).....	3	1	0	0.0	0
Dell McGee (1995).....	1	1	0	0.0	0
Quentin Riggins (1986-87-88-89).....	4	1	0	0.0	0
Russ Carreker (1985-86)	2	1	0	0.0	0
Tim Drinkard (1982).....	1	1	0	0.0	0
Johnny Simmons (1970-71-72).....	3	1	0	0.0	0
Dave Beck (1970-71-72).....	3	1	0	0.0	0
Jimmie Warren (1983-85).....	2	1	0	0.0	0
Bruce Evans (1972-73-74).....	3	1	0	0.0	0
Bobby Strickland (1968-69-70).....	3	1	0	0.0	0
Trovon Reed (2011-13-14)	3	1	0	0.0	0
Chandler Wooten (2017-18-19-21).....	4	1	0	0.0	0

*** Missing: 1970 Gator, 1953 Gator, 1937 Orange, 1936 Bacardi

All-Time Individual Bowl Statistics

Scoring

Name.....	G	TD	2Pt	XP	FG	S	PTS
Bo Jackson (1983-84-85-86).....	4	6	0-0	0-0	0-0	0	36
Daniel Carlson (2014-15-16-17).....	4	0	0-0	12-12	6-9	0	31
Ja'Tarvious Whitlow (2018-19).....	2	4	0-0	0-0	0-0	0	24
Ronnie Brown (2001-02-03-04).....	4	4	0-0	0-0	0-0	0	24
John Vaughn (2004-05-06).....	3	0	0-0	8-8	5-5	0	23
Anders Carlson (2018-19-20).....	3	0	0-0	13-13	3-3	0	22
Wes Byrum (2007-09-10).....	3	0	0-0	9-9	4-5	0	21
Darius Slayton (2016-17-18).....	3	3	0-0	0-0	0-0	0	18
Kodi Burns (2007-09-10).....	3	3	0-0	0-0	0-0	0	18
Al Del Greco (1982-83).....	2	0	0-0	3-3	5-6	0	18
Win Lyle (1987-88-89).....	3	0	0-0	6-6	4-4	0	18
Ben Tate (2006-07-09).....	3	3	0-0	0-0	0-0	0	18
Cody Parkey (2011-13).....	2	0	0-0	9-9	3-5	0	18
Tre Mason (2011-13).....	2	3	0-0	0-0	0-0	0	18
Jaret Holmes (1996-97).....	2	0	0-0	2-2	5-7	0	17
Joe Childress (1953-54-55).....	3	2	0-0	3-5	0-0	0	15
Carl Stewart (2006).....	1	2	0-0	0-0	0-0	0	12
Carnell Williams (2003-04).....	2	2	0-0	0-0	0-0	0	12
Dameyune Craig (1995-96-97).....	3	2	0-4	0-0	0-0	0	12
Ed Butler (1972-73-74).....	3	2	0-0	0-0	0-0	0	12
Fob James (1953-54-55).....	3	2	0-0	0-0	0-0	0	12
Greg Taylor (1988-89-90).....	3	2	0-0	0-0	0-0	0	12
Harry Unger (1970-71).....	2	2	0-0	0-0	0-0	0	12
Mickey Zofko (1968-69-70).....	3	2	0-0	0-0	0-0	0	12
Rusty Williams (1996-97).....	2	2	0-0	0-0	0-0	0	12
Stan White (1990).....	1	2	0-0	0-0	0-0	0	12
Thomas Gossom (1972-73-74).....	3	2	0-0	0-0	0-0	0	12
Walter Reeves (1985-86-87-88).....	4	2	0-0	0-0	0-0	0	12
Kiehl Frazier (2011-13).....	2	2	0-0	0-0	0-0	0	12
Onterio McCalebb (2009-10-11).....	3	2	0-0	0-0	0-0	0	12
Cameron Artis-Payne (2013-14).....	2	2	0-0	0-0	0-0	0	12
Kerryon Johnson (2015-16-17).....	3	2	0-0	0-0	0-0	0	12
John Riley (1968-69).....	2	0	0-0	5-5	2-5	0	11
Damon Duval (2000-01-02).....	3	0	0-0	6-6	1-3	0	9
Jim Von Wyl (1989-90).....	2	0	0-0	3-3	2-2	0	9
Dan Nugent (1972-73-74).....	3	1	1-1	0-0	0-0	0	8
Gardner Jett (1971-72).....	2	0	0-0	5-5	1-2	0	8
Ben Patton (2021).....	1	0	0-0	1-1	2-2	0	7
Emory Blake (2009-10-11).....	3	1	0-0	0-0	0-0	0	6
Quidarius Carr (2009-10).....	2	1	0-0	0-0	0-0	0	6
Walter McFadden (2009).....	1	1	0-0	0-0	0-0	0	6
Alex Smith (1989-90).....	2	1	0-0	0-0	0-0	0	6
Alvin Bresler (1969-70).....	2	1	0-0	0-0	0-0	0	6
Anthony Schwartz (2018-19).....	2	1	0-0	0-0	0-0	0	6
Big Kat Bryant (2017-18-19-20).....	4	1	0-0	0-0	0-0	0	6
Billy Hitchcock (1936-37).....	2	1	0-0	0-0	0-0	0	6
Brent Fullwood (1983-84-85-86).....	4	1	0-1	0-0	0-0	0	6
Buddy McClinton (1968-69).....	2	1	0-0	0-0	0-0	0	6
Clifton Robinson (2000).....	1	1	0-0	0-0	0-0	0	6
Connie Frederick (1968-69).....	2	1	0-0	0-0	0-0	0	6
Courtney Taylor (2003-04-05).....	3	1	0-0	0-0	0-0	0	6
Deandre Green (2000).....	1	1	0-0	0-0	0-0	0	6
Devin Aromashodu (2002-03-04-05).....	4	1	0-0	0-0	0-0	0	6
Greg Pratt (1982).....	1	1	0-0	0-0	0-0	0	6
Herbert Casey (1989-90).....	2	1	0-0	0-0	0-0	0	6
James Wallace Long (1953-54).....	2	1	0-0	0-0	0-0	0	6
Jimmy Sidle (1963).....	1	1	0-0	0-0	0-0	0	6
Kevin McLeod (1995-96-97).....	3	1	0-0	0-0	0-0	0	6
Kevin Porter (1984-85-86-87).....	4	1	0-0	0-0	0-0	0	6
Larry Willingham (1968-69-70).....	3	1	0-0	0-0	0-0	0	6
Lawyer Tillman (1985-86-87-88).....	4	1	0-0	0-0	0-0	0	6
Lorenzo Diamond (2001-02).....	2	1	0-0	0-0	0-0	0	6
Mitzi Jackson (1974).....	1	1	0-0	0-0	0-0	0	6
Pat Sullivan (1969-70-71).....	3	1	0-0	0-0	0-0	0	6
Ralph O'Gwynne (1936-37).....	2	1	0-0	0-0	0-0	0	6
Red Phillips (1955).....	1	1	0-0	0-0	0-0	0	6
Reggie Slack (1988-89).....	2	1	0-0	0-0	0-0	0	6
Rob Spivey (1972-73).....	2	1	0-0	0-0	0-0	0	6
Robert Baker (1995-96).....	2	1	0-0	0-0	0-0	0	6

Name.....	G	TD	2Pt	XP	FG	S	PTS
Robert Duke (1953).....	1	1	0-0	0-0	0-0	0	6
Robert Freeman (1953-54).....	2	1	0-0	0-0	0-0	0	6
Ronney Daniels (2000).....	1	1	0-0	0-0	0-0	0	6
Rudi Johnson (2000).....	1	1	0-0	0-0	0-0	0	6
Ryan Davis (2015-16-17-18).....	4	1	0-0	0-0	0-0	0	6
Sandy Cannon (1971-72).....	2	1	0-0	0-0	0-0	0	6
Terry Beasley (1969-70-71).....	3	1	0-0	0-0	0-0	0	6
Tim Christian (1968).....	1	1	0-0	0-0	0-0	0	6
Tom Bryan (1965).....	1	1	0-0	0-0	0-0	0	6
Tommy Traylor (1968-69).....	2	1	0-0	0-0	0-0	0	6
Tyrone Goodson (1995-96-97).....	3	1	0-0	0-0	0-0	0	6
Vince Dooley (1953).....	1	1	0-0	0-0	0-0	0	6
Wade Whatley (1972-73).....	2	1	0-0	0-0	0-0	0	6
Willie Gosha (1995-96).....	2	1	0-0	0-0	0-0	0	6
Willie Howell (1982).....	1	1	0-0	0-0	0-0	0	6
Mario Fannin (2007-09-10).....	3	1	0-0	0-0	0-0	0	6
Melvin Ray (2013-14-15).....	3	1	0-0	0-0	0-0	0	6
Nick Marshall (2013-14).....	2	1	0-0	0-0	0-0	0	6
Ricardo Louis (2013-14-15).....	3	1	0-0	0-0	0-0	0	6
C.J.Uzomah (2011-13-14).....	3	1	0-0	0-0	0-0	0	6
Jeremy Johnson (2015-16).....	2	1	0-0	0-0	0-0	0	6
Jason Smith (2015-16).....	2	1	0-0	0-0	0-0	0	6
Jovon Robinson (2015).....	1	1	0-0	0-0	0-0	0	6
Chandler Cox (2015-16-17-18).....	4	1	0-0	0-0	0-0	0	6
Jalen Harris (2015-16-17).....	3	1	0-0	0-0	0-0	0	6
Will Hastings (2016-17-18).....	3	1	0-0	0-0	0-0	0	6
Eli Stove (2016-17-18-19-20).....	5	1	0-0	0-0	0-0	0	6
Sal Cannella (2018-19).....	2	1	0-0	0-0	0-0	0	6
Noah Igbinoehene (2017-18-19).....	3	1	0-0	0-0	0-0	0	6
D.J. Williams (2019-20).....	2	1	0-0	0-0	0-0	0	6
Elijah Canion (2020).....	1	1	0-0	0-0	0-0	0	6
Kobe Hudson (2020-21).....	2	1	0-0	0-0	0-0	0	6
Chris Wilson (1972-73-74).....	3	0	0-0	2-2	1-1	0	5
Chris Johnson (1985-87-88).....	3	0	0-0	1-1	1-2	0	4
Chris Knapp (1984-86).....	2	0	0-0	3-3	0-0	0	3
Mike Blanc (2007-09-10).....	3	0	0-0	0-0	0-0	1	2
Dave Beck (1970-71-72).....	3	0	1-1	0-0	0-0	0	2
Matt Hawkins (1995).....	1	0	0-0	2-2	0-1	0	2
Pat Washington (1984-85).....	2	0	1-1	0-0	0-0	0	2
Tracy Rucker (1985-86-87-98).....	4	0	0-0	0-0	0-0	1	2
Howell Tubbs (1955).....	1	0	0-0	1-1	0-0	0	1
James Fenton (1936-37).....	2	0	0-0	1-1	0-0	0	1
Don Lewis (1963-65).....	2	0	0-0	0-1	0-1	0	0
Greg Gillis (1974).....	1	0	0-0	0-0	0-1	0	0
Jason Campbell (2001-02-03-04).....	4	0	0-1	0-0	0-0	0	0
Phil Gargis (1973-74).....	2	0	1-1	0-0	0-0	0	0
Randy Campbell (1982-83).....	2	0	0-1	0-0	0-0	0	0
Robert McGinty (1984).....	1	0	0-0	0-1	0-1	0	0
Team (1955-2011).....	2	0	0-0	0-1	0-0	1	2

*** Missing (kickers): 1973 Sun, 1970 Gator, 1963 Orange, 1953 Gator, 1937 Orange

Auburn Bowl History

1937 Bacardi Bowl

Auburn 7
Villanova 7

January 1, 1937
 Cuban National Sports Festival
 Havana, Cuba

Auburn's bowl history began in 1937 when the Tigers and Villanova tied 7-7 in the Bacardi Bowl, sometimes referred to as the Rhumba Bowl or the Cigar Bowl, the climaxing event of Cuba's annual National Sports Festival. The game was played in Havana, Cuba, and is the first bowl game to ever be played outside the United States.

An Auburn drive in the first quarter stalled on the 10-yard line where the Wildcats took over on downs. After a Villanova punt, Auburn back Billy Hitchcock broke loose around left end and rambled 40 yards for the Tigers only score. The score at the half was Auburn 7, Villanova 0.

Auburn stopped a Villanova drive on its own 12-yard line during the third quarter but couldn't get field position. Villanova was able to tie the score when they blocked an Auburn quick kick and the ball bounced into the endzone where Wildcat Lineman Matthews Kuber fell on it for the score. The PAT tied up the game.

Auburn's return to the States marked an end to more than 11,000 miles of football travel for the 7-2-2 Tigers that finished the season ranked 13th in the nation under coach Jack Meagher.

The game was played in a revolutionary atmosphere. Fulgencio Batista, the dictator who would be overthrown by Fidel Castro 22 years later, had just assumed power. The game was almost canceled because Batista's picture was not in the game program. A quick trip to the printer saved the Bacardi Bowl and allowed Auburn's bowl history

Auburn 0 7 0 0 — 7
 Villanova 0 0 0 7 — 7

to get off to a significant and historical beginning.

AU - Hitchcock 40 run (kick), 2nd
 VU - Kuber recovered blocked kick in endzone, 4th

	AU	VU
First Downs	9	7
Rushing Yards	152	129
Passing Yards	29	24
Passing (C-A-I)	2-12-1	2-6-2
Total Offense	181	153
Punts-Avg.	44.0	37.0
Fumbles Lost	1	1
Penalty Yards	20	20

Attendance: 12,000

1938 Orange Bowl

Auburn 6
Michigan State 0

January 1, 1938
 Orange Bowl
 Miami, Florida

Southeastern Conference officials lifted a ban which forbade SEC teams to play postseason games in bowls other than the Rose and Sugar Bowls and allowed Auburn to play Michigan State in the Orange Bowl.

A capacity crowd of 19,000 fans watched an aggressive Auburn team defeat the powerful Spartans, 6-0 limiting Michigan State to only two first downs, the first coming late in the third quarter, and 57 total offensive yards, 32 yards rushing and 25 passing. Auburn racked up 233 yards on the ground and 79 through the air for 312 total yards.

Auburn's only score was set up by a George Kenmore 60-yard punt return that put the Tigers on the Spartan 36-yard line. On the first play from scrimmage Kenmore passed to Ralph O'Gwynne at the Spartan two-yard line. On fourth and goal from the one, O'Gwynne circled left end for the only score of the game.

Auburn	0	6	0	0	—	6
Michigan St.	0	0	0	0	—	0

AU - O'Gwynne 2 run (kick failed), 2nd

	AU	MSU
First Downs	12	2
Rushing Yards	197	40
Passing Yards	81	25
Passing (C-A-I)	4-12-3	2-9-2
Total Offense	278	65
Punts-Avg.	10-32.3	12-40.4
Fumbles/Lost	0/0	0/0
Penalty Yards	50	40

Attendance: 18,972

Coach Jack Meagher's Tigers finished the season with a 6-2-3 record.

Auburn Bowl History

1954 Gator Bowl

Auburn 13
Texas Tech 35

January 1, 1954
Gator Bowl
Jacksonville, Florida

In Auburn's first bowl appearance in 15 years, and first bowl game under Ralph "Shug" Jordan, the Tigers' starting offensive backfield included a future Governor of Alabama (Fob James) and a future coach of the University of Georgia (Vince Dooley), but Texas Tech was not impressed and handed the Tigers a 35-13 defeat.

Dooley guided Auburn to a touchdown the first time they had the ball as the Tigers went 60 yards in 10 plays, with James' 21-yard run being a key play in the drive. Bobby Duke scored from the one. A tough Auburn defense held the Red Raiders, the nation's highest scoring team, to just 11 yards in the first quarter. But it wasn't long before they would get on track.

Texas Tech scored early in the second period on a 30-yard pass from Jack Kirkpatrick to Bobby Cavazos. Auburn came back after an intercepted pass, and Dooley scored on a 10-yard run to end the drive. The

Auburn	7	6	0	0	—	13
Texas Tech	0	7	14	14	—	35

AU - Duke 1 run (kick), 1st
TT - Cavazos 30 pass from Kirkpatrick (kick), 2nd
AU - Dooley 10 run (kick failed), 2nd
TT - Erwin 53 pass from Kirkpatrick (kick), 3rd
TT - Cavazos 2 run (kick), 3rd
TT - Fumble recovered in endzone (kick), 4th
TT - Cavazos 59 run (kick), 4th

	AU	TT
First Downs	12	11
Rushing Yards	195	226
Passing Yards	72	145
Passing (C-A-I)	6-16-2	6-12-1
Total Offense	267	371
Punts-Avg.	6-30.5	6-33.1
Fumbles Lost	2	0
Penalty Yards	.66	83

RUSHING: (AU) Dooley 16-56 (TD), James 6-28, Duke 4-37 (TD), Minor 4-32, Hataway 3-16; (TTU) Cavazos 13-141 (3TD), Jones 2-44, Johnson 7-31, Lewis 5-12, Green 1-11.

PASSING: (AU) Dooley 4-8-1, 49, Freeman 2-7-1, 23, Davis 0-1-0, 0; (TTU) Kirkpatrick 3-4-0, 95, Johnson 1-2-0, 6, Hill 1-1-0, 31, Lewis 1-1-0, 13.

RECEIVING: (AU) N/A.

Attendance: 28,641

Tigers led 13-7 at halftime, but it was all downhill from there.

Texas Tech scored the first two times they had the ball in the second half, once after blocking an Auburn punt, to lead at the end of three quarters, 21-13. Two touchdowns on two possessions in the fourth quarter made the final score read Texas Tech 35, Auburn 13.

1954 Gator Bowl

Auburn 33
Baylor 13

December 31, 1954
Gator Bowl
Jacksonville, Florida

Auburn became the first team to play in the same bowl game twice in the same year when they defeated Baylor 33-13 in the 1954 Gator Bowl. The Tigers had met Texas Tech in the Jan. 1, 1954, Gator Bowl, but then Gator Bowl officials decided to move the game away from New Year's Day.

Baylor fumbled the opening kickoff, Auburn recovered and five plays later "Joltin Joe" Childress scored the first Auburn touchdown.

Baylor came back with a nine-play, 63-yard drive to tie the score at 7-7 at the end of the first quarter.

Auburn's two possessions of the second quarter resulted in a pair of touchdowns, a 43-yard run by Fob James and a four-yard Bobby Freeman to Jimmy Long pass which capped a 92-yard drive. Auburn led at the half, 21-7.

The Tigers scored twice in the second half, sandwiching their scores around a five-play, 66-yard drive by the Bears. Childress capped an

Auburn	7	14	12	0	—	33
Baylor	7	0	6	0	—	13

AU - Childress 7 run (kick), 1st
BU - Saage 1 run (kick), 1st
AU - James 43 run (kick), 2nd
AU - Long 4 pass from Freeman (kick), 2nd
AU - Childress 3 run (kick failed), 3rd
BU - Dupre 38 run (kick blocked), 3rd
AU - Freeman 5 run (kick failed), 3rd

	AU	BU
First Downs	25	16
Rushing Yards	423	105
Passing Yards	53	134
Passing (C-A-I)	3-7-1	10-18-0
Total Offense	476	239
Punts-Avg.	2-41.0	3-42.0
Fumbles Lost	2	4
Penalty Yards	.52	25

RUSHING: (AU) Childress 20-134 (2TD), Freeman 12-80 (TD), Middleton 12-60, James 6-71 (TD); (BU) N/A.

PASSING: (AU) Freeman 3-7-1, 53 (TD); (BU) N/A.

RECEIVING: (AU) Hall 1-33, Pyborn 1-16, Long 1-4 (TD); (BU) N/A.

Attendance: 28,426

87-yard Auburn drive with a three-yard run, and the Tigers ended the scoring with a three-play 67-yard drive to win going away, 33-13.

Childress was the game's MVP with 134 yards on 20 carries.

Auburn finished the season with an 8-3 record under Coach Ralph "Shug" Jordan.

Did You Know?

Auburn has played two bowl games in one calendar year 10 times:

- 1954: Gator Bowl Jan. 1 vs. Texas Tech and the Gator Bowl Dec. 31 against Baylor
- 1972: Sugar Bowl Jan. 1 vs. Oklahoma and the Gator Bowl Dec. 30 vs. Colorado
- 1984: Sugar Bowl Jan. 2 vs. Michigan and the Liberty Bowl Dec. 27 vs. Arkansas
- 1990: Hall of Fame Bowl Jan. 1 vs. Ohio State and the Peach Bowl Dec. 29 vs. Indiana
- 1996: Outback Bowl Jan. 1 vs. Penn State and the Independence Bowl Dec. 31 vs. Army
- 2001: Citrus Bowl Jan. 1 vs. Michigan and the Peach Bowl Dec. 31 vs. North Carolina
- 2003: Capital One Bowl Jan. 1 vs. Penn State and the Music City Bowl Dec. 31 vs. Wisconsin
- 2007: Cotton Bowl Jan. 1 vs. Nebraska and the Chick-fil-A Bowl Dec. 31 vs. Clemson
- 2011: BCS National Championship Jan. 10 vs. Oregon and the Chick-fil-A Bowl Dec. 31 vs. Virginia
- 2015: Outback Bowl Jan. 1 vs. Wisconsin and the Birmingham Bowl Dec. 30 vs. Memphis
- 2018: Chick-fil-A Peach Bowl Jan. 1 vs. UCF and Music City Bowl Dec. 28 vs. Purdue

Auburn Bowl History

1955 Gator Bowl

Auburn	13
Vanderbilt	25
December 31, 1955	
Gator Bowl	
Jacksonville, Florida	

It was Auburn's third straight trip to the Gator Bowl and Vanderbilt's first bowl game ever, and that might tell the story of Auburn's 25-13 upset loss to the Commodores.

Vanderbilt scored first on a seven-yard Don Orr to Joe Stephenson pass which was set up by a Howell Tubbs fumble, the first of three for him that day, which gave the Commodores the ball on the Tigers' 39-yard line. Auburn scored early in the second quarter, driving 72 yards for the TD. Tubbs passed to Fob James for 38 yards and the touchdown. Vanderbilt scored quickly, going 76 yards in four plays as Orr scored from the three-yard line. The extra point was not good and the Commodores led at the half, 13-7.

Another Tubbs fumble set up Vanderbilt's first scoring drive of the second half. Recovering at the Auburn 45-yard line, Vanderbilt took eight plays to score with Phil King going over from the one, giving Vanderbilt a 19-7 lead. A poor punt and a 15-yard penalty gave the Commodores the ball on the Auburn 26-yard line after the Tigers were unable to move. On the first play of the fourth quarter, Charlie Horton scored from the Auburn one to give Vanderbilt a 25-7 lead. Auburn finished the scoring with a seven-yard Jimmy Cook to Red Phillips pass at the end of a six-play, 66-yard drive to make the final score 25-13.

Auburn fumbled five times with Vanderbilt recovering all five to set up the Tigers most disappointing loss of the 1955 campaign. The Tigers finished with an 8-2-1 record.

Joe Childress was voted Auburn's outstanding player.

Auburn	0	7	0	6	—	13
Vanderbilt	7	6	6	6	—	25
VU - Stephenson 7 pass from Orr (kick), 1st AU - James 38 pass from Tubbs (kick), 2nd VU - Orr 3 run (kick failed), 2nd VU - King 1 run (kick failed), 3rd VU - Horton 1 run (kick blocked), 4th AU - Phillips 4 pass from Cook (kick failed), 4th						
	AU		VU			
First Downs	.15		.15			
Rushing Yards	.159		.177			
Passing Yards	.142		.94			
Passing (C-A-I)	.8-13-1		.5-8-0			
Total Offense	.301		.271			
Punts-Avg.	.3-29.0		.4-32.0			
Fumbles Lost	.6		.1			
Penalty Yards	.59		.54			

RUSHING: (AU) Childress 15-58, Tubbs 11-25, James 9-43 (TD), Hoppe 6-33, Cook 2-6; (VU) Horton 13-57 (TD), Orr 10-43 (TD), Hunt 6-39, King 10-33, Morgan 1-6, Scalen 1-3, Jakaley 1(-1), PePoy 2(-3), .

PASSING: (AU) Tubbs 4-9-0, 101 (TD), Cook 3-3-0, 41 (TD), Burbank 0-1-0, 0; (VU) Orr 4-6-1, 67 (TD), Sturm 1-2-0, 27.

RECEIVING: (AU) James 2-51 (TD), Elliott 2-41, Phillips 2-28 (TD), Childress 1-22; (VU) Scalen 2-44, Stephenson 2-23, Brown 1-27.

Attendance: 32,175

1964 Orange Bowl

Auburn	7
Nebraska	13
January 1, 1964	
Orange Bowl	
Miami, Florida	

A trip to the Orange Bowl capped a near perfect season for the Auburn Tigers. Coach "Shug" Jordan led his Tigers to a 9-1 record with a rugged defense and an option offense featuring All-America quarterback Jimmy Sidle and halfback Tucker Frederickson. Auburn had defeated Alabama 10-8 to earn the chance to play the Big Eight powerhouse Nebraska Cornhuskers.

Auburn found itself in the hole on the second play from scrimmage as Nebraska quarterback Dennis Claridge sneaked off right guard for a 68-yard touchdown gallop that left Auburn trailing 7-0 before most of the fans were seated. Two Dave Theissen field goals gave the Cornhuskers a 13-0 lead with over 10 minutes remaining in the first half. That is the lead the Nebraska team took in the locker room.

The "Jekyll and Hyde" Auburn team was as dominating in the second half as they were inept in the first half. Sidle led the resurgence of the Tigers by capping off their only scoring drive with a 13-yard run in the third quarter. With only 1:30 left in the game, the Tigers were on the Nebraska 10-yard line. But a costly motion penalty and an incomplete fourth down desperation pass sealed the Cornhusker victory.

Auburn dominated in the second half, combining for 110 rushing yards and 101 passing yards while limiting Nebraska to 43 yards on the ground and nine in the air.

Sidle finished the day with 96 yards rushing on 21 carries.

Auburn	0	0	7	0	—	7
Nebraska	10	3	0	0	—	13
NU - Claridge 68 run (Theissen kick), 13:47, 1st NU - Theissen 31 FG, 5:26, 1st NU - Theissen 36 FG, 13:05, 2nd AU - Sidle 13 run (Woodall kick), 3:32, 3rd						
	AU		NU			
First Downs	.17		.11			
Rushing Yards	.126		.204			
Passing Yards	.157		.30			
Passing (C-A-I)	.14-27-1		.4-9-0			
Total Offense	.283		.234			
Punts-Avg.	.6-35.2		.7-38.3			
Fumbles/Lost	.3/1		.2/1			
Penalty Yards	.39		.65			

RUSHING: (AU) Sidle 25-96 (TD), Rawson 4-14, Frederickson 3-4, Sutton 1-6, Rose 1(-3), Griffith 1(-3); (NU) N/A.

PASSING: (AU) Sidle 12-25, 141, Rose 2-2, 16; (NU) N/A.

RECEIVING: (AU) Simpson 4-39, Rose 3-37, Waid 2-34, Ingle 2-22, Lewis 2-15, Sidle 1-10; (NU) N/A.

Attendance: 72,647

Auburn Bowl History

1965 Liberty Bowl

Auburn 7
Ole Miss 13

December 18, 1965
Liberty Bowl Memorial Stadium
Memphis, Tennessee

It was the seventh annual Liberty Bowl, but the first to be played in the present site of Memphis, Tenn., that saw the Ole Miss Rebels hold off a gallant Auburn comeback to win 13-7.

Ole Miss got the scoring started when Johnny Keyes connected on a 42-yard field goal in the first period. Auburn marched right back and scored when fullback Tom Bryan broke off left tackle and raced 44 yards for the touchdown. The score at halftime was Auburn 7, Ole Miss 3.

The Rebels took the opening kickoff and ran off nine consecutive rushing plays to march to the Tiger six-yard line. From there reserve quarterback Joe Graves went to the air and found wingback Doug Cunningham for a six-yard touchdown pass. The extra point gave Ole Miss a 10-7 lead. Keyes added another field goal to complete the scoring but not the action. Auburn marched deep into Rebel territory. But, with only seconds remaining, the Tigers' desperation fourth down pass fell incomplete, preserving the win for the Rebels.

Auburn's Bryan was selected as the game's Most Valuable Player and the Outstanding Back. He finished with 111 rushing yards on 19 carries. Tiger back Robert Fulghum was selected as the Outstanding Defensive Back. Coach "Shug" Jordan's team finished with a 5-5-1 record.

Auburn	0	7	0	0	—	7
Ole Miss	0	3	7	3	—	13

OM - Keyes 42 FG, 2nd
AU - Bryan 44 run (Lewis kick), 6:58, 2nd
OM - Cunningham 6 pass from Graves (Keyes kick), 3rd
OM - Keyes 30 FG, 11:55, 4th

Attendance: 38,607

1968 Sun Bowl

Auburn 34
Arizona 10

December 28, 1968
Sun Bowl Stadium
El Paso, Texas

The Tigers broke open a 10-10 halftime deadlock and exploded to a Sun Bowl win in El Paso, Texas.

Auburn jumped to a 10-0 lead early in the game behind a 65-yard scoring pass from quarterback Loran Carter to halfback Mickey Zofko and a 52-yard field goal by John Riley. Arizona came back with a touch-down pass and field goal of its own to tie the score as the players headed for the locker room at the half.

Auburn reserve quarterback, Tommy Traylor, scampered nine yards to open the second half scoring for the Tigers on their first possession of the half. Two plays later, Buddy McClinton picked off an errant Wildcat pass, one of three interceptions for McClinton, and raced 32 yards for another Auburn score. Riley added another field goal and Carter flipped a 43-yard touchdown pass to Tim Christian to complete the Tiger scoring.

Arizona	0	10	0	0	—	10
Auburn	10	0	14	10	—	34

AU - Riley 52 FG, 2:19, 1st
AU - Zofko 65 pass from Carter (Riley kick), 0:17, 1st
UA - Hurley 37 FG, 7:51, 2nd
UA - Aranson 12 pass from Lee (Hurley kick), 0:54, 2nd
AU - Traylor 9 run (Riley kick), 3:15, 3rd
AU - McClinton 32 interception return (Riley kick), 2:51, 3rd
AU - Christian 42 pass from Carter (Riley kick), 14:19, 4th
AU - Riley 41 FG, 11:14, 4th

	UA	AU
First Downs	16	12
Rushing Yards	70	147
Passing Yards	164	156
Passing (C-A-I)	13-44-8	7-28-3
Total Offense	234	303
Punts-Avg.	11-34.3	7-26.4
Fumbles/Lost	2/1	3/2
Penalty-Yards	4-38	4-36

RUSHING: (UA) Fuimaono 18-48, Husted 16-35, Gardin 1-22, Lee 2-(-15), Driscoll 8-(-20); (AU) Hurston 14-49, Currier 11-29, Zofko 9-26, Traylor 4-20, Carter 7-14, Ellis 3-8, Clark 4-1, Crawford 2-0.

PASSING: (UA) Lee 6-24-6-89 1 TD, Driscoll 7-20-2-75; (AU) Carter 7-28-3-156 2 TD.

RECEIVING: (UA) Gardin 5-74, Sherwood 2-40, Coddington 2-32, Fuimaono 2-4, Aranson 1-12 1 TD, Mitchell 1-2; (AU) Christian 3-62 1 TD, Zofko 1-65 1 TD, Currier 1-17, Ellis 1-7, Giffin 1-5.

Attendance: 32,302

The game's oddest play occurred when Auburn punter Connie Frederick had a punt blocked by Arizona. The Wildcats almost recovered the loose ball for a touchdown but Frederick managed to get to the ball first and was able to punt the ball a second time.

Auburn's defense combined for a Sun Bowl record eight interceptions.

McClinton was named the game's Most Valuable Player while teammate David Campbell was named Most Valuable Lineman from his defensive tackle position.

Auburn Bowl History

1969 Astro-Bluebonnet Bowl

Auburn 7
Houston 36

December 31, 1969
Astrodome
Houston, Texas

Auburn played its first football game indoors, losing to Houston 36-7 in the Astro-Bluebonnet Bowl.

Houston executed its veer offense to perfection and executed Auburn in the process. Behind the leadership of sophomore quarterback Gary Mullins, the Cougars piled up Astro-Bluebonnet records for rushing yards with 376 and total yards with 516.

Auburn's Terry Beasley, just a sophomore, fumbled the ball away at the Tiger 29-yard line on the opening kickoff. The Cougars covered those 29 yards in seven plays with Mullins sneaking over from the one-yard line.

Later, Houston capped an 80-yard drive with a Carlos Lopez 27-yard field goal to take a 10-0 lead early in the second quarter. A bowl record 57-yard punt by Auburn's Connie Frederick put Houston back at its own 16-yard line, but the Cougars stormed away with an 84-yard, five-play drive. Strong went 74 yards on the first play of the drive and scored the touchdown on fourth and goal from the one.

Auburn mounted its only scoring drive of the game, going 67 yards in five short plays in the second quarter. A 36-yard halfback pass from Mickey Zofko to Frederick finished the drive. The Tigers seemed to take the momentum into the locker room after blocking a Cougar 25-yard field goal attempt, late in the quarter.

But Houston took command early in the second half. After receiving the second half kickoff, the Cougars marched 73 yards in eight rushing plays and scored when Ted Heiskell cracked over from the one yard line. The two-point conversion attempt failed and Houston led 22-7. Auburn drove to the Houston 28-yard line before a Rat Riley 45-yard field goal was blocked. Auburn never recovered.

Auburn	0	7	0	0	—	7
Houston	7	9	6	14	—	36
UH - Mullins 1 run (kick), 1st						
UH - Lopez 27 FG, 2nd						
UH - Strong 1 run (kick failed), 2nd						
AU - Frederick 36 pass from Zofko (kick), 2nd						
UH - Heiskell 16 run (pass failed), 3rd						
UH - Strong 12 run (kick), 4th						
UH - Mazsieck 20 pass from Clark (kick), 4th						
		AU		UH		
First Downs	14			25		
Rushing Yards	1			376		
Passing Yards	188			140		
Passing (C-A-I)	13-37-2			10-19-2		
Total Offense	189			516		
Punts-Avg.	6-36.8			2-42.5		
Penalty Yards	26			63		

RUSHING: (UH) Strong 34-184, Heiskell 10-70; (AU) Zofko 18-31, Clark 7-32, Sullivan 5-(41), Traylor 1-(11).
PASSING: (UH) Mullins 9-17-2-120 1TD, Clark 1-2-0-20 0 TD; (AU) Sullivan 10-30-1-132 0 TD, Zofko 1-1-0-36 1 TD, Traylor 2-5-0-20, Eisenacker 0-1-1-0.
RECEIVING: (UH) Wright 4-62, Thomas 2-35, Odoms 2-19, Mozisek 1-20 1 TD, Achey 1-4; (AU) Beasley 6-76, Fredericks 3-59 1 TD, Clark 2-25, Schmalz 1-17, Ross 1-11

Attendance: 55, 203

1971 Gator Bowl

Ole Miss 28
Auburn 35

January 2, 1971
Gator Bowl
Jacksonville, Florida

This game was billed as the "Battle of the Quarterbacks," and it was that and more. Auburn had Pat Sullivan, heir apparent to the Heisman Trophy the next year, and Ole Miss had Archie Manning, one of the top QBs in SEC history.

Auburn started off quickly as it was the familiar combination of Sullivan to Terry Beasley for a 13-yard scoring strike with just over three minutes gone in the game. Auburn scored twice more before Ole Miss could retaliate. Sullivan connected with Alvin Bresler for an eight-yard touchdown pass. On the first play from scrimmage after the kickoff, Auburn recovered a Rebel fumble and went up 21 points as Sullivan executed the quarterback draw for 37 yards and a touchdown.

Manning led a Rebel comeback by directing his team to a 79-yard, 10-play drive capping it off with a one-yard run. Manning later connected with Floyd Franks on a 34-yard touchdown pass to cut Auburn's lead to 21-14 at the half.

A 42-yard, Sullivan-to-Beasley pass set up Auburn's first score in the second half, as Mickey Zofko hit off right tackle for a six yard touchdown run early in the third quarter. Manning led his team back

again with a 42-yard run to put the Rebels at the Auburn 23-yard line.

Auburn's final score came on a Larry Willingham 55-yard punt return with only nine seconds remaining in the third quarter, to take the Tigers to a 35-21 advantage.

Manning was again the key to the Rebels' final score as he scrambled for a 37-yard gain to the Auburn 34. From there Chumbler went over from the one to cut the Tigers' lead to seven.

Manning was again the key to the Rebels' final score as he scrambled for a 37-yard gain to the Auburn 34. From there Chumbler went over from the one to cut the Tigers' lead to seven.

Ole Miss	0	14	7	7	—	28
Auburn	14	7	14	0	—	35
AU - Beasley 13 pass from Sullivan (Jett kick), 11:37, 1st						
AU - Bresler 8 pass from Sullivan (Jett kick), 1:06, 1st						
AU - Sullivan 37 run (Jett kick), 14:07, 2nd						
OM - Manning 1 run (Poole kick), 10:07, 2nd						
OM - Franks 34 pass from Manning (Poole kick), 3:47, 2nd						
AU - Zofko 6 run (Jett kick), 9:24, 3rd						
OM - Poole 23 pass from Chumbler (Poole kick), 4:49, 3rd						
AU - Willingham 55 punt return (Jett kick), 0:09, 3rd						
OM - Chumbler 1 run (Poole kick), 7:06, 4th						
		OM		AU		
First Downs	21			23		
Rushing Yards	209			208		
Passing Yards	256			351		
Passing (C-A-I)	23-39-1			27-44-1		
Total Offense	465			559		
Punts-Avg.	6-47.3			4-40.5		
Fumbles/Lost	3/2			5/3		
Penalty-Yards	2-13			6-63		

RUSHING: (OM) Manning 11-95 1 TD, Ainsworth 11-68, Porter 6-31, Reed 4-16, Knight 1-5, Havard 1-0, Chumbler 4-(6); (AU) Clark 14-108, Sullivan 10-35, Zofko 11-23, Unger 2-34, Lowry 2-4, Beasley 1-4.
PASSING: (OM) Manning 19-28-1-180 1 TD, Chumbler 4-11-0-76 1 TD; (AU) Sullivan 27-43-1-351 2 TD, Zofko 0-1-0, 0.
RECEIVING: (OM) Poole 9-111 1 TD, Franks 7-78 1 TD, Studdard 4-48, Ainsworth 3-19; (AU) Beasley 8-143 1 TD, Clark 7-23, Bresler 4-102 TD, Ross 4-37, Zofko 2-16, Lowry 1-25, Schmalz 1-5.

Attendance: 71,136

Auburn Bowl History

1972 Sugar Bowl

Auburn 22
Oklahoma 40

January 1, 1972
Tulane Stadium
New Orleans, Louisiana

The game was not as close as the score indicated and the score was bad enough. Auburn's long-dreamed-of, much-hoped-for trip to the Sugar Bowl turned into a nightmare as the Oklahoma Sooners, capitalizing on three first half turnovers, executed their wishbone offense to perfection in building up a 31-0 halftime lead before cruising back to Norman with a 40-22 win.

The Sooners took the opening kickoff 77 yards in 13 plays and ran off over six minutes on the clock as they scored their first touchdown of the day on a Leon Crosswhite four-yard run, giving Oklahoma a quick 6-0 lead. The option was working to perfection five minutes later as quarterback Jack Mildren kept the ball for a five-yard touchdown run. A 71-yard punt return for a touchdown by Joe Wylie following Auburn's next possession opened the flood gates. Mildren scored twice more before the half on runs of four and seven yards to complete the first-half whitewash and head into the locker room with a 31-0 lead.

After a 53-yard field goal by the Sooners, Auburn finally got on the scoreboard when Harry Unger dove over right guard from the one yard line. Oklahoma again scored on the option, this time Greg Pruitt sweeping around the left side from two yards out to make the score 40-7.

Two Oklahoma fumbles set up the Tigers' last two scores as Sullivan connected with Sandy Cannon for an 11 yard touchdown pass and Unger again dove over from the one yard line. Final score, Oklahoma 40 - Auburn 22.

Oklahoma 19 12 3 6 — 40
Auburn 0 0 7 15 — 22

OU - Crosswhite 4 run (kick failed), 4:01, 1st
OU - Mildren 5 run (Carroll kick), 3:05, 1st
OU - Wylie 71 punt return (pass failed), 1:55, 1st
OU - Mildren 4 run (run failed), 3:28, 2nd
OU - Mildren 7 run (pass failed), 0:47, 2nd
OU - Carroll 53 FG, 8:57, 3rd
AU - Unger 1 run (Jett kick), 7:54, 3rd
OU - Pruitt 2 run (kick failed), 9:25, 4th
AU - Cannon 11 pass from Sullivan (Jett kick), 3:44, 4th
AU - Unger 1 run (Beck run), 2:45, 4th

	OU	AU
First Downs	28	15
Rushing Yards	439	40
Passing Yards	11	250
Passing (C-A-I)	1-4-0	20-45-2
Total Offense	450	290
Punts-Avg.	5-35.4	5-45.2
Fumbles/Lost	5/2	4/1
Penalty-Yards	3-12	0-0

RUSHING: (OU) Mildren 30-149 3 TD, Pruitt 18-95 1 TD, Crosswhite 17-78, 1 TD, Bell 5-37, Welch 6-27, Wylie 5-25, Marshall 2-18, Stokely 2-18, Harrison 2-(-8); (AU) Unger 6-38 2 TD, Lowry 5-12, Henley 5-8, Sullivan 3-(-18).

PASSING: (OU) Mildren 1-4-0-11; (AU) Sullivan 20-44-1-250 1 TD, Beasley 0-1-0-0.

RECEIVING: (OU) Chandler 1-11; (AU) Beasley 6-117, Unger 5-36, Schmalz 3-52, Henley 3-28, Cannon 1-11 1 TD, Lowry 1-6, Robinette 1-0.

Attendance: 84,031

1972 Gator Bowl

Auburn 24
Colorado 3

December 30, 1972
Gator Bowl
Jacksonville, Florida

No one gave Auburn much of a chance in the 28th annual Gator Bowl Classic. The Colorado Buffaloes were bigger, stronger and said to be quicker and meaner. Auburn lost its starting quarterback Randy Walls, to a knee injury at the start of bowl practice and had to bring on virtually unknown and untested Wade Whatley to lead the offense. Those experts who didn't think Auburn had a chance just didn't know these Tigers.

The Tigers were predicted to finish with a 2-9 record against the nation's toughest schedule. Instead they finished with a 10-1 record and earned the nickname "The Amazin's" because they never seemed to know the odds and they never admitted defeat. The Tigers defeated No. 2 ranked and unbeaten Alabama 17-16 after blocking two consecutive punts for touchdowns in the final minutes of the game. Coach "Shug" Jordan called "The Amazin's" his favorite team.

Gardner Jett opened the Tiger scoring in the Gator Bowl with a 27-yard field goal early in the second quarter of action. A Colorado fumble on the ensuing possession gave the ball to the Tigers on the Buffalo 16-yard line. Five plays later, Whatley slid over from the one for Auburn's first touchdown.

Auburn's second touchdown of the game came with just over six minutes to play in third quarter when the Tigers executed the halfback pass to perfection. Mike Fuller received the pitch from Whatley and connected with Rob Spivey for a 22-yard score capping a six-play, 56-yard drive. Colorado scored its only points of the game on a 33-yard

	CO	AU
Colorado	0 0 0 3 — 3	
Auburn	0 10 7 7 — 24	

AU - Jett 52 FG, 14:16, 2nd
AU - Whatley 1 run (Jett kick), 12:00, 2nd
AU - Spivey 22 pass from Fuller (Jett kick), 3:32, 3rd
CU - Lima 33 FG, 7:31, 4th
AU - Nugent 16 pass from Beck (Jett kick), 1:10, 4th

	CU	AU
First Downs	14	13
Rushing Yards	63	153
Passing Yards	204	80
Passing (C-A-I)	20-33-2	5-8-0
Total Offense	267	233
Punts-Avg.	5-39.8	7-40.7
Fumbles/Lost	3/2	3/1
Penalty-Yards	5-47	4-30
Time of Possession	25:05	34:55

RUSHING: (CU) Matthews 8-34, Davis 14-12, Johnson 6-10, Campbell 1-7; (AU) R.Fuller 12-72, Linderman 15-37, Henley 18-24, Whatley 13-20 1 TD.

PASSING: (CU) Johnson 17-29-2-169, Duenas 3-4-0-35; (AU) Whatley 3-6-0-42, M.Fuller 1-1-0-22 1 TD, Beck 1-1-0-16 1 TD.

RECEIVING: (CU) Davis 7-10, Cain 4-45, Keyworth 3-55, Elwood 3-49, Collier 2-43, Campbell 1-2; (AU) Spivey 1-22 1 TD, Cannon 1-17, Nugent 1-16 1 TD, Henley 1-13, Gates 1-12.

Attendance: 71,114

Fred Lima field goal with 7:30 left to play in the game which ended an 80-yard 14-play drive.

The Tigers retaliated with a fake field goal that resulted in Auburn's final score. Holder Dave Beck took the snap, straightened up and threw to Dan Nugent for a 16-yard touchdown with one minute left to play to make the final score.

Auburn Bowl History

1973 Sun Bowl

Auburn 17
Missouri 34

December 29, 1973
Sun Bowl
El Paso, Texas

Missouri's defense kept Auburn's offense off balance from the opening kickoff and stormed away with a 34-17 win in the 39th annual Sun Bowl.

Auburn was able to score first following a Missouri fumble which Auburn's Rusty Deen recovered at the Missouri 49. Auburn's seven-play drive could only muster 30 yards and the Tigers settled for a 35-yard Roger Pruett field goal.

After an exchange of punts, Missouri recovered an Auburn fumble at the AU 35-yard line. One play later, Missouri had the lead as quarterback Chuck Link passed to John Kelsey for the TD.

Missouri scored again one minute later following another Auburn fumble. Ray Bybee scored on a two-yard run capping a three-play, 24-yard drive.

Missouri continued to move the ball, scoring on a 10-play, 48-yard drive, with Ray Smith connecting with Kelsey from two yards for his second touchdown, and a 21-3 Missouri lead.

Auburn	0	10	7	0	—	17
Missouri	0	28	6	0	—	34

AU - Pruett 35 FG, 13:39, 2nd
 MU - Kelsey 35 pass from Link (Hill kick), 10:14, 2nd
 MU - Bybee 2 run (Hill kick), 9:16, 2nd
 MU - Kelsey 2 pass from Smith (Hill kick), 3:08, 2nd
 AU - Gossom 17 pass from Gargis (Pruett kick), 0:08, 2nd
 MU - Moseley 84 kickoff return (Hill kick), 0:00, 2nd
 MU - Sharp 15 pass from Smith (kick failed), 4:11, 3rd
 AU - Gossom 32 pass from Gargis (Pruett kick), 0:34, 3rd

	AU	MU
First Downs	11	20
Rushing Yards	113	295
Passing Yards	120	95
Passing (C-A-I)	7-15-1	7-14-1
Total Offense	233	390
Punts-Avg.	6-45.7	6-37.0
Fumbles/Lost	5/4	4/1
Penalty-Yards	1-5	2-29

RUSHING: (AU) McIntyre 10-46, Neel 7-26, Fuller 5-11, Linderman 3-9, Harbuck 2-9, Gargis 8-6, Ward 1-5, Whatley 5-1; (MU) Bybee 27-127 1 TD, Reamon 23-110, Moss 6-23, Smith 5-18, Muse 1-16, Kelsey 2-14, Mulkey 3-4, Cook 1-2.
 PASSING: (AU) Gargis 7-15-1-20 2 TD; (MU) Smith 7-12-0-60 2 TD, Link 1-2-1-35 1 TD.
 RECEIVING: (AU) Spivey 3-56, Gossom 2-39 2 TD, Arnold 1-10, McIntyre 1-5; (MU) Kelsey 2-37 2 TD, Sharp 2-26 1 TD, Reamon 2-22, Bybee 2-11.
 Attendance: 30,127

With 3:08 to play in the first half, Auburn started on its only real offensive threat of the game. Quarterback Phil Gargis passed to Thomas Gossom from 17 yards out. Only eight seconds remained in the half and Auburn had cut the lead to 21-10.

On the ensuing kickoff, Missouri's John Moseley took the ball 84 yards for the touchdown. Missouri went to the locker room with a comfortable 28-10.

Missouri opened the second half scoring on a five-play, 33-yard drive that began after recovering an Auburn fumble. Smith found Jim Sharp in the corner of the endzone on a 14-yard scoring strike to make Missouri's lead 34-10.

1974 Gator Bowl

Texas 3
Auburn 27

December 30, 1974
Gator Bowl
Jacksonville, Florida

The Auburn Tigers made their sixth Gator Bowl appearance, and their third in five years, a success when they defeated the Darrell Royal-coached Texas Longhorns 27-3. Had not Auburn fumbled seven times, a bowl record, the score might have been even more embarrassing as the Tigers dominated from the opening kickoff.

The Tigers stopped the Longhorns on the Texas four-yard line following the opening kickoff and Texas never seemed to recover. Auburn got its first chance with the ball at its 40-yard line and promptly drove 60 yards for its first touchdown. The drive was capped when quarterback Phil Gargis connected with Ed Butler for a seven-yard score.

A Longhorn fumble gave the Tigers the ball at the Texas 27. Two Mitzi Jackson runs covered the distance to the endzone as Auburn went up 14-0 with only nine minutes gone in the game.

Texas started a drive on their own 23-yard line. The Longhorns moved the ball to the Auburn 18-yard line, behind the running of freshman running back Earl Campbell before the drive sputtered. The Longhorns settled for a Billy Scott 35-yard field goal with 1:00 left to play in the first quarter and Auburn led 14-3.

When Texas tried to punt the ball away from inside their own 10-yard line, Auburn's Jim McKinney blocked the punt out of the endzone for a safety.

Auburn scored its final points in the fourth quarter. Gargis passed to Butler for 14 yards and a touchdown for one score. The Tiger 29-yard drive was set up by a Mike Fuller interception of a Texas pass. Gargis passed to Dan Nugent for the two-point conversion. Chris Wilson kicked a 28 yard field goal with 0:09 showing on the game clock.

Texas	3	0	0	0	—	3
Auburn	14	2	0	11	—	27

AU - Butler 7 pass from Gargis (Wilson kick), 8:08, 1st
 AU - Jackson 2 run (Wilson kick), 6:25, 1st
 UT - Schott 35 FG, 0:59, 1st
 AU - Safety, punt blocked through endzone, 6:38, 2nd
 AU - Butler 14 pass from Gargis (Gargis pass to Nugent), 5:34, 4th
 AU - Wilson 28 FG, 0:09, 4th

	UT	AU
First Downs	14	19
Rushing Yards	203	256
Passing Yards	98	70
Passing (C-A-I)	10-21-3	7-13-2
Total Offense	301	326
Punts-Avg.	4-28.8	2-45.5
Fumbles/Lost	5/4	7/5
Penalty-Yards	5-37	6-70
Time of Possession	28:06	31:54

RUSHING: (UT) Campbell 23-91, Akins 11-40, Wyatt 5-33, Clayburn 5-21, Ingram 1-13, Walker 1-3, Pressley 3-2; (AU) McIntyre 19-89, Jackson 10-64 1 TD, Gargis 14-51, Neel 6-24, Burks 4-16, Henley 1-5, Gates 1-4, Harbuck 1-3, Ward 1-2, Vacarella 3-(-2).
 PASSING: (UT) Akins 9-16-1-70, Pressley 1-5-2-28; (AU) Gargis 6-11-2-60 2 TD, Vacarella 1-1-0-10, Neel 0-1-0-0.
 RECEIVING: (UT) Clayburn 3-16, Ingram 2-19, Padgett 2-15, Thompson 1-28, Samford 1-14, Wyatt 1-8; (AU) Nugent 2-22, Butler 2-21 2 TD, Neel 1-15, Henley 1-10, Gossom 1-2.
 Attendance: 63,811

Auburn Bowl History

1982 Tangerine Bowl

Boston College 26
Auburn 33

December 18, 1982
Tangerine Bowl
Orlando, Florida

The Auburn Tigers, 8-3 on the year and yearning for national recognition, defeated Boston College 33-26 before a sellout crowd of 51,296 in the Tangerine Bowl. The Tigers faced one of the nation's best passers in BC quarterback Doug Flutie, but in the end it was Auburn, not Boston College, who lived by the pass. Auburn QB Randy Campbell was named the game's Most Valuable Player, narrowly edging teammates Lionel James who gained 101 yards on 18 carries, and Mark Dorminey, who intercepted one of Flutie's passes and was the game's Most Valuable Defensive player. The Tigers traveled by land as well as air. Ten Auburn backs carried the football, with James'

101 yards and Bo Jackson's two touchdowns leading the way.

In all, Auburn gained 490 yards against BC; 313 rushing, 177 passing. Auburn led 23-10 at the half and stretched the lead to 33-10 before Boston College mounted a comeback against Auburn reserves. The Eagles scored on the last play of the game for the 33-26 final.

BC	7	3	0	16	—	26
Auburn	3	20	10	0	—	33

BC - Flutie 5 run (Snow kick), 10:49, 1st
 AU - Del Greco 19 FG, 5:07, 1st
 AU - Jackson 1 run (Del Greco kick), 11:34, 2nd
 AU - Howell 2 run (Del Greco kick), 4:49, 2nd
 BC - Snow 34 FG, 3:41, 2nd
 AU - Jackson 6 run (pass failed), 0:46, 2nd
 AU - Del Greco 23 FG, 8:44, 3rd
 AU - Pratt 15 run (Del Greco kick), 1:10, 3rd
 BC - Nizolek 2 pass from Flutie (Flutie pass to Nizolek), 10:55, 4th
 BC - Brennan 16 pass from Flutie (Flutie run), 0:00, 4th

	BC	AU
First Downs	24	27
Rushing Yards	115	313
Passing Yards	299	177
Passing (C-A-I)	22-38-2	10-16-1
Total Offense	414	490
Punts-Avg	3-34.3	2-32.0
Fumbles/Lost	3/3	4/1
Penalty-Yards	2-38	3-30
Time of Possession	24:47	35:13

RUSHING: (BC) Stradford 15-67, Krystoforski 3-19, Brennan 1-17, Flutie 14-12 1 TD, Bell 1-0; (AU) James 17-101, Jackson 14-64 2 TD, Pratt 9-59, Evans 2-30, C.Campbell 2-21, R.Campbell 9-17, O'Neal 7-17, Walker 1-3, Howell 1-2, Washington 2(-1).

PASSING: (BC) Flutie 22-38-2-299 2 TD; (AU) R.Campbell 10-16-1-177.

RECEIVING: (BC) Brennan 7-149 1 TD, Phelan 4-69, Nizolek 3-12 1 TD, Schoen 2-19, Krystoforski 2-15, Stradford 2-13, Zdanek 1-23, Biestek 1(-1); (AU) Woods 3-67, Edwards 3-55, Beauford 1-34, West 1-14, Jackson 1-11, Walker 1(-4).

Attendance: 51,296

1984 Sugar Bowl

Michigan 7
Auburn 9

January 2, 1984
Louisiana Superdome
New Orleans, Louisiana

Al Del Greco's 19-yard field goal with 23 seconds remaining in the game gave Auburn a hard fought 9-7 win over Michigan and its first Sugar Bowl Championship.

It was Del Greco's third field goal of the night as the senior accounted for all of Auburn's scoring. In addition to the game winner, Del Greco had kicks of 31 and 32 yards.

Auburn's Bo Jackson was the game's leading rusher, gaining 130 yards on 22 carries. Jackson, closing out a brilliant sophomore season which saw him become a consensus All-American, was named winner of the Miller-Digby Trophy as the game's outstanding player.

Auburn's winning drive covered 60 yards in 16 plays. The Tigers took possession on their own 39 with 7:44 left in the game. The ball was on the Michigan one when Auburn elected to kick the field goal rather than go for a touchdown on fourth and one.

Coach Pat Dye's Tigers finished with an 11-1 record, the SEC

Michigan	7	0	0	0	—	7
Auburn	0	0	3	6	—	9

UM - S.Smith 4 run (Bergemo kick), 7:30, 1st
 AU - Del Greco 31 FG, 6:17, 3rd
 AU - Del Greco 32 FG, 8:51, 4th
 AU - Del Greco 19 FG, 0:23, 4th

	UM	AU
First Downs	12	21
Rushing Yards	118	301
Passing Yards	125	21
Passing (C-A-I)	9-25-1	2-6-1
Total Offense	243	322
Punts-Avg	8-38.3	4-42.0
Fumbles/Lost	2/1	4/3
Penalty-Yards	6-49	3-15
Time of Possession	22:28	37:32

RUSHING: (UM) Rogers 17-86, S.Smith 9-14 1 TD, Garrett 5-18; (AU) Jackson 22-130, Agee 16-93, James 18-83, Collins 2-1, Campbell 9(-6).

PASSING: (UM) S.Smith 9-25-1-125; (AU) Campbell 2-6-1-21.

RECEIVING: (UM) Markray 3-68, Bean 3-32, Nelson 3-20; (AU) James 1-15, Jackson 1-6.

Attendance: 77,893

Championship, and a third place national ranking in the AP, UPI and USA Today polls. The New York Times computer poll ranked the Tigers No. 1 based on results and schedule difficulty. Auburn's 1984 opponents averaged winning 70 percent of their games, not counting the games with Auburn.

Auburn Bowl History

1984 Liberty Bowl

Auburn 21
Arkansas 15

December 27, 1984
Liberty Bowl Memorial Stadium
Memphis, Tennessee

Halfback Bo Jackson closed out his injury-shortened junior season with a Liberty Bowl MVP performance against the Razorbacks of Arkansas. Jackson gained 88 yards on 18 carries and scored two touchdowns, with his final score the difference in the game.

Arkansas scored first with 7:27 in the first quarter on a 31-yard field goal by Greg Horne. But with 3:00 left in the first period, Jackson capped off an 80-yard drive as he scored on a 2-yard run. Robert McGinty's PAT attempt was no good.

Auburn scored again before the first quarter was over when freshman cornerback Kevin Porter stepped in front of Arkansas quarterback Brad Taylor's intended receiver and raced 35 yards for a touchdown. Quarterback Pat Washington ran in for the two-point conversion. Porter's interception was the first of four interceptions the Auburn defense recorded in the game.

Arkansas made the score 14-9 with 11:56 remaining in the game when fullback Marshall Foreman scored from two yards out, three plays after Arkansas had recovered an Auburn fumble on the Tiger 6-yard line. The Hogs' two-point attempt failed.

Then, with 5:38 remaining to be played, Jackson took a pitch around left end and took it 39 yards for the touchdown to make the score 21-9.

Auburn	14	0	0	7	—	21
Arkansas	3	0	0	12	—	15

UA - Home 31 FG, 7:27, 1st	AU	UA
AU - Jackson 2 run (kick failed), 3:00, 1st	13	20
AU - Porter 35 interception return (Washington run), 1:17, 1st	168	130
UA - Foreman 2 run (pass failed), 11:56, 4th	84	226
AU - Jackson 39 run (Knapp kick), 5:38, 4th	5-15-0	19-40-4
UA - Shibest 25 pass from Taylor (kick blocked), 3:10, 4th	252	356
	9-37.9	4-38.3
	1/1	0/0
	8-56	8-60
	29:42	30:18

RUSHING: (AU) Jackson 18-88 2 TD, Agee 4-29, Campbell 2-21, Ware 6-14, Jessie 3-9, Fullwood 11-4, Washington 3-4, Burger 1-1, Mann 1(-)-2; (UA) Foreman 15-62 1 TD, Thomas 9-56, Forte 1-11, Edmonds 3-8, Tatum 1-3, Nutt 1-1, Taylor 7(-)-11.

PASSING: (AU) Washington 5-12-0-84, Burger 0-2-0-0, Mann 0-1-0-0; (UA) Taylor 18-34-2-201 1 TD, Nutt 1-6-2-25.

RECEIVING: (AU) Jackson 1-25, Beauford 1-24, Gainous 1-17, Weygand 1-10, Collins 1-8; (UA) Edmonds 10-68, Shibest 5-84 1 TD, Young 1-32, White 1-24, Lueders 1-15, Miller 1-3.

Attendance: 50,180

Arkansas scored with 3:10 remaining in the game on a 25-yard pass from Taylor to receiver James Shibest, but Auburn defensive end Kevin Greene blocked the extra point attempt.

The Auburn defense held strong on the final Razorback offensive series and the Tigers held on to win 21-15. The victory marked the third consecutive bowl victory for the Tigers and gave Auburn the best three-year record in the Southeastern Conference with 29 total victories.

1986 Cotton Bowl

Auburn 16
Texas A&M 36

January 1, 1986
Cotton Bowl
Dallas, Texas

Auburn took its 8-3 regular season record to Dallas, Texas, to face SWC Champion Texas A&M in the 50th annual Cotton Bowl Classic. The bowl marked the fourth consecutive bowl game for the Tigers and the fulfillment of a commitment by the players to play in a New Year's Day contest.

Heisman Trophy winner Bo Jackson's five-yard touchdown burst early in the first quarter gave the Tigers an early 7-0 lead, but two scores by the Aggies gave A&M the lead, 12-7, at the end of the first period.

With 8:28 remaining in the first half, Jackson took a pass from QB Pat Washington and raced 73 yards for a touchdown to again give Auburn the lead 13-12. But a 26-yard field goal by Aggie PK Scott Slater with 50 seconds remaining in the half would give Texas A&M the lead for good.

Auburn managed only a field goal in the second half, a 26-yarder by freshman Chris Johnson, while Texas A&M romped to a 36-16 victory.

Auburn	7	6	3	0	—	16
Texas A&M	12	3	6	15	—	36

AU - Jackson 5 run (C.Johnson kick), 13:52, 1st
A&M - H.Johnson 11 run (kick failed), 6:12, 1st
A&M - Woodside 22 run (pass failed), 3:00, 1st
AU - Jackson 73 pass from Washington (run failed), 8:28, 2nd
A&M - Slater 26 FG, 0:50, 2nd
A&M - Tony 21 run (pass failed), 12:13, 3rd
AU - C.Johnson 26 FG, 7:19, 3rd
A&M - Woodside 9 pass from Murray (Bernstine run), 2:22, 4th
A&M - Toney 1 run (Slater kick), 0:03, 4th

Twice in the fourth quarter, Auburn failed to convert fourth down situations, one halting a drive at the Aggie two-yard line.

QB Pat Washington was two of seven for 82 yards and was replaced due to injury in the second quarter by Jeff Burger, who was five for 10 for 72 yards. Bo Jackson capped off his Heisman season by rushing for 129 yards on 31 carries and one touchdown and catching two passes for 73 yards and a touchdown. He was named the offensive Player of the Game.

	AU	A&M
First Downs	16	21
Rushing Yards	198	186
Passing Yards	154	292
Passing (C-A-I)	7-17-2	16-26-1
Total Offense	352	478
Punts-Avg.	5-43.8	5-45.0
Fumbles/Lost	2/1	1/1
Penalty-Yards	1-5	5-45
Time of Possession	30:46	29:14

RUSHING: (AU) Jackson 31-129 1 TD, Agee 5-36, Ware 8-31, Fullwood 5-25, Washington 5(-)-23; (A&M) Toney 17-72 1 TD, Vick 15-67, Woodside 3-32, 1 TD, H.Johnson 5-22 1 TD, Nelson 1-2, Murray 4(-)-9.

PASSING: (AU) Washington 2-7-0-82 1 TD, Burger 5-10-2-72; (A&M) Murray 16-26-1-292 1 TD.

RECEIVING: (AU) Jackson 2-73 1 TD, Parks 2-32, Weygand 1-31, Agee 1-9, Tillman 1-9; (A&M) Bernstine 6-108, Woodside 3-88 1 TD, Walker 3-40, Thompson 1-19, Nelson 1-14, Harris 1-13, Webb 1-10.

Attendance: 73,137

Auburn Bowl History

1987 Citrus Bowl

Auburn 16
Southern Cal 7

January 1, 1987
Florida Citrus Bowl
Orlando, Florida

Auburn's January 1 date with Southern California in Orlando's Citrus Bowl marked the fifth consecutive bowl game for the Tigers, the third New Year's Day bowl.

The Tigers' 9-2 regular season had left them one victory shy of becoming only the fifth team in Auburn history to win 10 games in a single season. Auburn's all-time football record stood at 499 victories. A 16-7 triumph over USC, the nation's winningest bowl team, gave the Tigers their 10-2 record and the 500th all-time Auburn win.

USC was the first on the scoreboard when linebacker Marcus Cotton intercepted a Jeff Burger pass and returned it 24 yards for a Trojan touchdown. But that would be the only points USC would score the rest of the day.

In the second period, the Tigers culminated an 80-yard drive with Burger hitting tight end Walter Reeves with a three-yard touchdown pass. With 1:30 remaining in the first half, All-America tailback Brent Fullwood ran in from four yards out for a score. PK Chris Knapp kicked his second PAT of the quarter to give Auburn a 14-7 lead.

With 4:48 left, OLB Aundray Bruce hit USC QB Rodney Peete in the backfield, causing a fumble which was recovered by a teammate, Nate Hill on the Auburn 48-yard line.

The Auburn defense held strong throughout the second half. In the fourth quarter, Auburn DT Tracy Rocker dropped Peete for a 13-yard sack and a safety, making the score 16-7.

Bruce, who recorded three QB sacks and caused a fumble which set up an Auburn scoring drive, was voted the overall Citrus Bowl MVP.

Auburn finished the season ranked sixth in the nation in the final AP poll and eighth in the UPI rankings.

Southern Cal	7	0	0	0	—	7
Auburn	0	14	0	2	—	16

USC - Cotton 24 pass interception (Shafer kick), 10:17, 1st	
AU - Reeves 3 pass from Burger (Knapp kick), 8:04, 2nd	
AU - Fullwood 4 run (Knapp kick), 1:30, 2nd	
AU - Safety, Peete tackled by Rocker in endzone, 8:35, 4th	

	USC	AU
First Downs	10	19
Rushing Yards	44	200
Passing Yards	113	90
Passing (C-A-I)	12-31-4	8-18-2
Total Offense	157	290
Punts-Avg.	4-41.5	8-37.9
Fumbles/Lost	1/1	2/2
Penalty-Yards	6-40	9-84
Time of Possession	23:00	37:00

RUSHING: (USC) Holt 9-34, Knight 8-9, Emanuel 3-4, Peete 10(-3); (AU) Fullwood 28-152 1 TD, Harris 12-31, Jessie 10-23, Bolton 1-9, Agee 2-7, Joseph 3-6, Ware 2-3, Burger 4(-31).

PASSING: (USC) Peete 12-30-4-113, Tanner 0-1-0-0; (AU) Burger 8-18-2-90 1 TD.

RECEIVING: (USC) Affholter 6-66, White 1-17, Green 1-8, Jackson 1-8, McKee 1-8, Tanner 1-4, Knight 1-2; (AU) Reeves 3-23 1 TD, Gainous 2-40, Fullwood 2-15, Harris 1-12.

Attendance: 51,113

1988 Sugar Bowl

Syracuse 16
Auburn 16

January 1, 1988
Louisiana Superdome
New Orleans, Louisiana

A 9-1-1 regular-season record and the 1987 Southeastern Conference championship earned the Tigers a trip to New Orleans and a January 1 date with unbeaten Syracuse in the USF&G Sugar Bowl.

Sophomore place-kicker Win Lyle's 30-yard field goal with one second remaining in the game gave the Sugar Bowl the first tie in its 54-year history, a 16-16 deadlock.

The game that matched the best of the South against the best of the East — the sixth-ranked Tigers and the fourth-ranked Orangemen. Auburn's first touchdown was set up on a 58-yard flanker reverse pass from wide receiver Duke Donaldson to wide receiver Lawyer Tillman. With 5:45 remaining in the first quarter, quarterback Jeff Burger hit Tillman for a 17-yard score.

The Tigers held a 10-7 lead at halftime, but the Orangemen tied it at 10-10 by the end of the third quarter. Syracuse place-kicker Tim Vesling booted field goals of 32 and 38 yards in the fourth quarter while Auburn's Lyle was good on tries of 41 and 30 yards, the final kick tying the game for good.

Syracuse	0	7	3	6	—	16
Auburn	7	3	0	6	—	16

AU - Tillman 17 pass from Burger (Lyle kick), 5:47, 1st
 SU - Glover 12 pass from McPherson (Vesling kick), 14:54, 2nd
 AU - Lyle 40 FG, 0:47, 2nd
 SU - Vesling 27 FG, 5:34, 3rd
 AU - Lyle 41 FG, 13:27, 4th
 SU - Vesling 32 FG, 8:53, 4th
 SU - Vesling 38 FG, 2:04, 4th
 AU - Lyle 30 FG, 0:01, 4th

Tillman, the game's leading receiver with six catches for 125 yards, was named the game's offensive MVP by ABC-TV.

The trip to New Orleans was Auburn's fourth New Year's Day bowl game in five years.

	SU	AU
First Downs	23	14
Rushing Yards	174	41
Passing Yards	140	229
Passing (C-A-I)	11-21-0	25-34-1
Total Offense	314	270
Punts-Avg.	5-35.6	6-44.8
Fumbles/Lost	2/0	1/0
Penalty-Yards	2-20	5-43
Time of Possession	37:35	22:25

RUSHING: (SU) Orummon 17-82, Johnston 14-50, McPherson 20-31, Owens 4-11; (AU) Danley 13-42, Ware 4-3, Weygand 1(-2), Burger 4(-2).

PASSING: (SU) McPherson 11-21-0-140 1 TD; (AU) Burger 24-33-1-171 1 TD, Donaldson 1-1-0-58.

RECEIVING: (SU) Glover 6-91 1 TD, Kane 2-30, Kelly 1-8, Johnston 1-6, Drummond 1-5; (AU) Danley 7-34, Tillman 6-125 1 TD, Donaldson 4-14, Reeves 3-20, Weygand 2-15, Ware 2-0, Bolton 1-15.

Attendance: 75,495

Auburn Bowl History

1989 Sugar Bowl

Florida State 13
Auburn 7

January 2, 1989
Louisiana Superdome
New Orleans, Louisiana

Auburn lost to Florida State 13-7 in one of the most exciting Sugar Bowls ever played. The Tigers spotted FSU a 13-0 lead early in the second quarter, then came roaring back and almost overtook the Seminoles in the final seconds of the game.

Seminole tailback Sammie Smith became the first back in more than two years to gain 100 yards rushing against Auburn. Then the Tigers began their run. Auburn scored on a 20-yard pass from Reggie Slack to All-America tight end Walter Reeves to cut the FSU lead to six points. The Tigers had another first half threat when linebacker Smokey Hodge intercepted an FSU pass and returned it to the FSU 25, but a fumble at the 12 cost Auburn a scoring opportunity. Time and time again

Florida St.	10	3	0	0	—	13
Auburn	0	7	0	0	—	7

FSU - D. Williams 2 run (Andrews kick), 9:48, 1st
FSU - Mason 35 FG, 5:57, 1st
FSU - Mason 31 FG, 11:00, 2nd
AU - Reeves 20 pass from Slack (Lyle kick), 4:09, 2nd

	FSU	AU
First Downs	21	18
Rushing Yards	148	108
Passing Yards	157	162
Passing (C-A-I)	14-27-1	19-33-3
Total Offense	305	270
Punts-Avg.	4-35.0	4-35.8
Fumbles/Lost	2/1	3/2
Penalty-Yards	6-45	5-65
Time of Possession	33:35	26:25

RUSHING: (FSU) Smith 24-115, Carter 7-25, Williams 7-16 1 TD, Butts 1-6, Floyd 1-5, Dawsey 1-0, S. Ferguson 6(-19); (AU) Danley 19-68, Joseph 8-47, Harris 4-6, Weygand 1(-4), Slack 4(-9).

PASSING: (FSU) S. Ferguson 14-26-1-157, Johnson 0-1-0-0; (AU) Slack 19-33-3-162 1 TD.

RECEIVING: (FSU) Anthony 3-47, Carter 3-25, O'Malley 2-31, Williams 2-20, Dawsey 2-10, Johnson 1-16, Butts 1-8; (AU) Taylor 5-35, Danley 5-2, Tillman 4-48, Weygand 3-40, Reeves 2-37 1TD.

Attendance: 61,934

in the second half, the Auburn defense stopped Florida State scoring threats, and with three minutes left, the Tigers began their move to glory from their own four-yard line. Auburn converted three fourth down plays as it moved down field, but with five seconds left, an intercepted pass ended Auburn's hopes of victory and gave Auburn a 1-1-1 record in three Sugar Bowl appearances under Coach Pat Dye.

1990 Hall of Fame Bowl

Ohio State 14
Auburn 31

January 1, 1990
Tampa Stadium
Tampa, Florida

Reggie Slack led the No. 9-ranked Tigers to victory on New Year's Day as they defeated the Ohio State Buckeyes. Auburn started off slow with Slack throwing two interceptions in the first minutes of play. But when Stacy Danley got the wind knocked out of him, the Tigers began playing a different game.

With the Buckeyes leading 14-3 in the second quarter, Shane Wasden returned a punt 34 yards to Ohio State's 33. As the clock was ticking down, Slack threw 11 yards to Greg Taylor for a touchdown.

In their first three possessions in the second half, the Tigers scored three times and led OSU 31-14. The big drive came in the second possession of third quarter with Auburn winning 17-14. The Tigers went 80 yards in 16 plays. On third and 11 at the OSU 41, Slack threw to Wasden for nine yards. He then threw to Alexander Wright on fourth and 2. Finally, three plays later, Slack raced up the middle seven yards

Ohio State	7	7	0	0	—	14
Auburn	3	7	7	14	—	31

OSU - Snow 1 run (O'Morrow kick), 6:50, 1st
AU - Lyle 19 FG, 2:14, 1st
OSU - B. Stableim 9 pass from Frey (O'Morrow kick), 13:36, 2nd
AU - Taylor 11 pass from Slack (Lyle kick), 0:11, 2nd
AU - Taylor 4 pass from Slack (Lyle kick), 9:50, 3rd
AU - Slack 5 run (Lyle kick), 9:22, 4th
AU - Casey 2 pass from Slack (Lyle kick), 7:20, 4th

	OSU	AU
First Downs	18	21
Rushing Yards	66	171
Passing Yards	232	141
Passing (C-A-I)	16-31-1	16-23-2
Total Offense	298	312
Punts-Avg.	7-41.1	5-40.8
Fumbles/Lost	1/0	1/0
Penalty-Yards	5-33	2-15
Time of Possession	28:13	31:47

RUSHING: (OSU) S. Graham 12-53, Snow 13-42 1 TD, Lee 2-0, Dumas 1(-1), Frey 8(-28); (AU) Danley 20-85, Williams 10-46, Joseph 7-43, Strong 2-7, A. Wright 1-4, Slack 5(-14) 1 TD.

PASSING: (OSU) Frey 16-31-1-232 1 TD; (AU) Slack 16-22-2-141 3 TD, McIntosh 0-1-0-0.

RECEIVING: (OSU) J. Graham 5-103, Olive 4-55, Snow 3-30, Palmer 1-25, B. Stableim 1-9 1 TD, Lee 1-5, S. Graham 1-5; (AU) A. Wright 4-59, Taylor 4-33, 2 TD, Joseph 3-20, Casey 2-15, 1 TD, Wasden 1-9, Danley 1-8, Cherry 1(-3).

Attendance: 61,934

for a touchdown with 8:33 to go in the game.

Auburn clinched the win with a 32-yard drive at the end of the game. When Ohio State failed at a fake punt attempt, Auburn used it to its advantage. Slack threw to Casey for a two-yard touchdown, putting the Tigers out of reach.

Reggie Slack was MVP of the game. He completed 16 of 22 passes for 141 yards, three touchdowns and rushed for a touchdown. Auburn ended the season with a 10-2 record.

Auburn Bowl History

1990 Peach Bowl

Indiana 23
Auburn 27

December 29, 1990
Atlanta-Fulton County Stadium
Atlanta, Georgia

Quarterback Stan White put the lid on a late Auburn come-from-behind win when he scampered one yard on a fourth-down bootleg to lift Auburn to a 27-23 win over Indiana in the 1990 Peach Bowl.

White's game-winning touchdown was his second of the day as the Tigers finished the 1990 season 8-3-1. For his efforts the freshman was named the Offensive MVP of the game. Auburn linebacker Darrel Crawford was named the Defensive MVP as the Tigers limited Indiana to just 220 yards total offense.

Auburn opened the scoring with White's first touchdown of the day, a six-yard run with 3:37 to play in the first quarter. Indiana tied the game at 7-7 on the final play of the first period when Trent Green scored from three yards out.

Auburn scored on an 11-yard White to Alex Smith pass and tacked

Indiana	7	3	0	13	—	23
Auburn	7	10	0	10	—	27

AU - White 5 run (Von Wyl kick), 11:23, 1st
IU - Green 3 run (Bonnell kick), 0:00, 1st
AU - Smith 11 pass from White (Von Wyl kick), 12:09, 2nd
IU - Bonnell 42 FG, 5:57, 2nd
AU - Von Wyl 26 FG, 1:23, 2nd
AU - Von Wyl 43 FG, 11:34, 4th
IU - Green 2 run (run failed), 6:32, 4th
IU - Green 6 run (Bonnell kick), 2:27, 4th
AU - White 1 run (Von Wyl kick), 0:39, 4th

	IU	AU
First Downs	15	24
Rushing Yards	121	89
Passing Yards	99	351
Passing (C-A-I)	10-19-0	31-48-0
Total Offense	220	440
Punts-Avg.	5-41.4	3-23.0
Fumbles/Lost	1/1	2/2
Penalty-Yards	6-55	12-75
Time of Possession	31:51	28:09

RUSHING: (IU) Dunbar 21-81, Thompson 5-17, Miller 3-16, Green 14-7 3 TD; (AU) Williams 12-52, Smith 5-24, Joseph 5-20, Richardson 3-4, White 5(-)2 TD.

PASSING: (IU) Green 10-19-0-99; (AU) White 31-48-0-351 1 TD.

RECEIVING: (IU) Thomas 3-43, Turner 3-26, Coleman 2-26, Dunbar 2-4; (AU) Hall 9-74, Casey 7-159, Baxter 4-22, Wasden 3-21, Hines 2-25, Joseph 2-16, Williams 2-12, Smith 1-11 1 TD, Overton 1-11.

Attendance: 38,912

on a 26-yard Jim Von Wyl field goal to take a 17-10 lead into the half.

Following a scoreless third period, the Hoosiers took a 23-17 lead into the game's final minutes on the strength of two more touchdown runs by Green. Green's third touchdown of the day came with just 2:27 to play.

White and receiver Herbert Casey converted on a pair of critical third down situations on Auburn's final drive of the game to set up White's game winner in the last bowl game Auburn would play with Pat Dye as head coach.

1996 Outback Bowl

Penn State 43
Auburn 14

January 1, 1996
Tampa Stadium
Tampa, Florida

Under dark skies and incessant rain, Auburn's first bowl appearance in five years was anything but pleasant. Penn State routed the Tigers, 43-14.

Penn State opened the game with a 64-yard drive, but was stopped at the Auburn one after three downs inside the Tiger five. Brett Conway converted a 19-yard field goal for a 3-0 lead.

Richardson was intercepted by Dell McGee at the Penn State 36. Five downs later, Nix connected with freshman receiver Robert Baker for a 25-yard touchdown and a 7-3 lead.

Conway field goals of 22- and 38-yards put Penn State on top to stay at 9-7.

Auburn took possession deep in its own territory with 1:43 remaining in the half. On third down with 19 seconds left, Nix, on the run,

Penn State	3	13	27	0	—	43
Auburn	0	7	0	7	—	14

PSU - Conway 19 FG, 8:18, 1st
AU - Baker 25 pass fro Nix (Hawkins kick), 12:39, 2nd
PSU - Conway 22 FG, 9:14, 2nd
PSU - Conway 38 FG, 1:43, 2nd
PSU - Archie 8 pass from Richardson (Conway kick), 0:05, 2nd
PSU - Engram 9 pass from Richardson (Conway kick), 9:51, 3rd
PSU - Pitts 4 pass from Richardson (pass failed), 7:27, 3rd
PSU - Enis 1 run (Conway kick), 4:20, 3rd
PSU - Engram 20 pass from Richardson (Conway kick), 3:21, 3rd
AU - McLeod 12 run (Hawkins kick), 5:49, 4th

	PSU	AU
First Downs	22	19
Rushing Yards	266	220
Passing Yards	221	94
Passing (C-A-I)	14-29-1	8-33-2
Total Offense	487	314
Punts-Avg.	4-35.7	8-39.1
Fumbles/Lost	1/0	5/2
Penalty-Yards	6-35	5-39
Time of Possession	32:11	27:49

RUSHING: (PSU) Pitts 15-118, Milne 12-82, Archie 5-41, Enis 12-24, 1 TD, Sload 2-4, Eberly 1(-)-1, McQueary 1(-)-1, D.Ostrosky 1(-)-1; (AU) Davis 12-119, Morrow 10-39, Craig 11-34, McLeod 2-20 1 TD, Beasley 2-9, Goodson 0-4, Nix 3(-)-5.

PASSING: (PSU) Richardson 13-24-1-217 4 TD, McQueary 1-4-0-4, Archie 0-1-0-0; (AU) Nix 5-25-2-48 1 TD, Craig 3-8-0-46.

RECEIVING: (PSU) Engram 4-113 2 TD, Olsommer 2-21, Scott 2-17, Archie 2-14 1 TD, Jurevicius 1-43, Milne 1-5, Pitts 1-4 1 TD, Stephenson 1-4; (AU) Bailey 1-32, Baker 1-25 1 TD, Dillard 1-12, Hand 1-8, Goodson 1-8, Gosha 1-5, Fuller 1-4, McLeod 1-2.

Attendance: 65,313

threw an ill-advised pass down the sideline that fell into the hands of free safety Kim Herring.

Penn State quickly went to work. Richardson completed a 43-yard pass down the left sideline to Joe Jurevicius at the Auburn eight. With five seconds left, Richardson found running back Mike Archie over the middle for a score.

The Nittany Lions scored on all four possessions in the third quarter. In the first drive, Richardson capped an eighty-yard effort with a nine-yard strike to Engram.

Midway through the fourth, following a Penn State fumble, Auburn mounted a 43-yard scoring drive. Fullback Kevin McLeod raced up the middle for a touchdown and a final margin of 43-14.

Auburn Bowl History

1996 Independence Bowl

Army 29
Auburn 32

December 31, 1996
Independence Stadium
Shreveport, Louisiana

Army's Joseph Parker's 27-yard field goal attempt with 29 seconds remaining sailed wide right as Auburn held off a late Cadet charge to win the 1996 Independence Bowl, 32-29.

In winning its first bowl game in six years, Auburn utilized the talents of quarterback Dameyune Craig. Craig threw for an Independence and Auburn bowl record 370 yards while rushing for 75 more in earning Offensive MVP honors.

Craig led Auburn to the game's first 20 points, throwing touchdown strikes to Tyrone Goodson (30 yards) and Willie Gosha (seven yards) and setting up a pair of Jaret Holmes field goals.

Meanwhile, the Tiger defense held Army's option attack in check for most of the first half. The Cadets finally got on the scoreboard when Bobby Williams scored with 1:27 remaining in the first half to make it 20-7 Auburn.

Auburn built its lead to 32-7 in the third quarter on a 33-yard scramble by Craig and an 18-yard burst by Rusty Williams. Two-point attempts after both scores failed.

Army	0	7	0	22	—	29
Auburn	10	10	12	0	—	32

AU - Holmes 31 FG, 10:59, 1st
AU - Goodson 30 pass from Craig (Holmes kick), 5:20, 1st
AU - Gosha 7 pass from Craig (Holmes kick), 12:17, 2nd
AU - Holmes 49 FG, 3:15, 2nd
ARMY - B.Williams 3 run (Parker kick), 1:15, 2nd
AU - Craig 33 run (pass failed), 8:51, 3rd
AU - R.Williams 18 run (pass failed), 1:04, 3rd
ARMY - Perry 12 run (Parker kick), 12:44, 4th
ARMY - B.Williams 1 run (Parker kick), 5:52, 4th
ARMY - Richardson 30 pass from McAda (B.Williams run), 1:27, 4th

	ARMY	AU
First Downs	21	27
Rushing Att.-Yards	58-239	36-161
Passing Yards	148	370
Passing (C-A-I)	9-16-0	24-42-1
Total Offense	387	531
Punts-Avg.	6-43.0	2-41.5
Fumbles/Lost	1/1	3/2
Penalty-Yards	3-20	5-47
3rd Down Conv.	4-of-13	7-of-16
Time of Possession	30:12	29:48

RUSHING: (ARMY) Perry 19-80 1 TD, B.Williams 11-79 2 TD, McAda 13-46, Brizic 9-33, Hewitt 5-21, Thomas 1-(-20); (AU) Craig 13-75 1 TD, R.Williams 12-72 1 TD, Beasley 8-5, McLeod 2-5, Cooper 1-4.

PASSING: (ARMY) McAda 9-16-0-148 1 TD; (AU) Craig 24-42-1-370 2 TD.

RECEIVING: (ARMY) B.Williams 3-74, Richardson 2-59 1 TD, Thomas 1-13, Brizic 1-6, Leshinski 1-5, Perry 1-(-9); (AU) Gosha 10-132 1 TD, Baker 5-103, Bailey 4-39, Goodson 2-78 1 TD, Cooper 2-15, McCovery 1-3.

Attendance: 41,366

Army made a valiant comeback in the fourth quarter as Demetrius Perry and Bobby Williams both scored touchdowns to cut Auburn's lead to 32-21 with 5:52 left. Cadet quarterback Ronnie McAda then found Rod Richardson on a 30-yard catch-and-run for another touchdown with 1:27 remaining. Williams' two-point run made the score 32-29.

After recovering the ensuing on-side kick and moving the ball to Auburn's 10, Army tried the 27-yard field goal attempt by Parker on third down.

1998 Peach Bowl

Clemson 17
Auburn 21

January 2, 1998
Georgia Dome
Atlanta, Georgia

Auburn scored 15 fourth-quarter points to support a tenacious Tiger defensive effort in a 21-17 Peach Bowl win over Clemson. Auburn trailed 17-6 entering the final stanza, but cut the lead to 17-12 on Dameyune Craig's 22-yard scramble early in the quarter.

Five minutes later, Rusty Williams put the Tigers ahead to stay, 18-17, with a seven-yard run. Jaret Holmes added a 22-yard field goal, his third of the day, with 4:11 left.

Auburn's defense dominated the game, holding Clemson under 100 yards in both rushing (60) and passing (86) and to just 146 yards total. Auburn held Clemson to just four first downs and had just one of 14 third-down attempts converted against it.

Clemson	0	7	10	0	—	17
Auburn	3	3	0	15	—	21

AU - Holmes 52 FG, 9:49, 1st
CU - Speck 18 blocked punt return (Richardson kick), 6:31, 2nd
AU - Holmes 24 FG, 4:15, 2nd
CU - Witherspoon 2 run (Richardson kick), 5:15, 3rd
CU - Richardson 48 FG, 1:48, 3rd
AU - Craig 22 run (pass failed), 13:29, 4th
AU - R.Williams 7 run (pass failed), 8:45, 4th
AU - Holmes 22 FG, 4:11, 4th

	CU	AU
First Downs	4	18
Rushing Att.-Yards	27-60	36-107
Passing Yards	86	259
Passing (C-A-I)	11-25-1	15-44-0
Total Offense	146	366
Punts-Avg.	9-43.7	6-25.8
Fumbles/Lost	1/0	1/1
Penalty-Yards	5-59	7-63
3rd Down Conv.	1-of-14	5-of-18
Time of Possession	28:06	31:54

RUSHING: (CU) Priester 19-74, Austin 3-3, Witherspoon 1-2 1 TD, Greene 4-(-7); (AU) R.Williams 18-71 1 TD, Craig 9-25 1 TD, Carter 4-7, Beasley 5-4.

PASSING: (CU) Greene 11-25-1-86; (AU) Craig 15-44-0-259.

RECEIVING: (CU) Austin 3-32, Home 2-10, Hall, 2-6, Wofford, 2-5, Gardner 1-27, Lawyer 1-6; (AU) Bailey 4-119, Goodson 4-65, Poor 4-43, R.Williams 1-33, Lowe 1-8, Beasley 1-(-9).

Attendance: 71,212

Holmes' career-long 52-yard field goal gave Auburn a 3-0 with 9:49 left in the first quarter. But Clemson took the lead midway through the second quarter after blocking a Holmes' punt. Chad Speck returned the block 18 yards for a touchdown and a 7-3 Clemson lead.

Auburn trimmed the lead to 7-6 with a 24-yard Holmes field goal before halftime, but another blocked punt set up another Clemson touchdown with 5:15 left in the third.

Auburn Bowl History

2001 Florida Citrus Bowl

Auburn 28
Michigan 31

January 1, 2001
Florida Citrus Bowl
Orlando, Florida

The 20th-ranked Auburn Tigers made a late fourth quarter charge, but fell short, losing to 17th-ranked Michigan Wolverines, 31-28, in the Capital One Florida Citrus Bowl.

The Tigers utilized the arm of senior quarterback Ben Leard, who set two Auburn bowl records by throwing for 394 yards and three touchdowns. Answering a first quarter 31-yard Wolverine touchdown pass from Drew Henson to David Terrell, Leard threw his first of touchdowns to Ronney Daniels in the second quarter to tie the game at 7-7.

Auburn took the lead as Leard hit senior Clifton Robinson on a 20-yard touchdown with 11:04 before the half. But, Henson connected on a four-yard pass to B.J. Askew to tie the game at 14-14. Michigan regained the lead on an 11-yard scamper from Anthony Thomas to end the first half at 21-14.

Michigan built its lead to 28-14 in the third quarter as Thomas, named the game's MVP, entered the endzone on a 25-yard burst, his longest of the day. Auburn junior running back Rudi Johnson crossed

Auburn	0	14	7	7	—	28
Michigan	7	14	10	0	—	31

UM - Terrell 31 pass from Henson (Epstein kick), 6:27, 1st
 AU - Daniels 19 pass from Leard (Duval kick), 14:17, 2nd
 AU - C. Robinson 20 pass from Leard (Duval kick), 11:04, 2nd
 UM - Askew 4 pass from Henson (Epstein kick), 6:41, 2nd
 UM - Thomas 11 run (Epstein kick), 0:54, 2nd
 UM - Thomas 25 run (Epstein kick), 6:41, 3rd
 AU - Johnson 12 run (Duval kick), 4:08, 3rd
 UM - Epstein 41 field goal, 1:35, 3rd
 AU - Green 21 pass from Leard (Duval kick), 2:26, 4th

	AU	UM
First Downs	23	21
Rushing Att.-Yards	35-92	42-159
Passing Yards	394	294
Passing (C-A-I)	28-37-2	15-21-0
Total Offense	486	453
Punts-Avg.	3-42.7	4-43.5
Fumbles/Lost	2/1	2/1
Penalty-Yards	7-60	2-20
Time of Possession	30:03	29:57

RUSHING: (AU) Johnson 25-85 (TD), Evans 3-16, C. Robinson 1-4, Carter 2-(-2), Leard 4-(-11); (UM) Thomas 32-182 (2 TD), Bellamy 3-13, Cross 1-0, Henson 6-(-36).
PASSING: (AU) Leard 28-37-2, 394 (3 TD); (UM) Henson 15-20-0, 294 (2 TD), Thomas 0-1-0, 0.
RECEIVING: (AU) Daniels 7-98 (TD), Willis 5-69, Evans 4-51, Green 4-49 (TD), C. Robinson 3-70 (TD), Carter 3-42, Johnson 2-15; (UM) Terrell 4-136 (TD), Walker 4-100, Thomas 4-32, Askew 3-26 (TD).

Attendance: 66,928

the goal line with 4:08 to go in the third, to bring Auburn within seven, 28-21. The Wolverines connected on a 41-yard field goal by Hayden Epstein to increase their lead to 31-21 to end the quarter.

Leard responded by connecting with freshman Deandre Green on a 21-yard pass in the endzone to trim Michigan's lead to three, 31-28, with 2:26 to go. Duval's ensuing on-side kick was recovered by Michigan and the Wolverines ran out the clock to earn the 31-28 win.

Leard was named Auburn's offensive MVP while Javor Mills, who recorded six tackles and two sacks, was the Tigers' defensive MVP.

2001 Chick-fil-A Peach Bowl

Auburn 10
North Carolina 16

December 31, 2001
Georgia Dome
Atlanta, Georgia

A New Year's Eve invitation to the Chick-fil-A Peach Bowl pitted 7-4 Auburn against 7-5 North Carolina. In a defensive battle, North Carolina held off a late fourth quarter charge to beat Auburn, 16-10, in the Georgia Dome in Atlanta.

In the first quarter, North Carolina recovered a fumble and returned it 18 yards to the Tiger 10-yard line. Two plays later, North Carolina tailback Willie Parker took the ball off right end for the UNC touchdown.

The only other score in the half came when the Tar Heels drove the ball 84 yards resulting in a field goal by kicker Jeff Reed.

North Carolina came out of halftime and added to its lead as Peach Bowl offensive MVP QB Ronald Curry scrambled 62 yards for a touchdown putting UNC ahead 16-0.

The Auburn defense responded well, not allowing any more points for the rest of the game and treated football fans to a play that will be remembered in Auburn football history.

An errant Darian Durant pass was snatched out of the air by whip Karlos Dansby as he was falling out of bounds. Dansby then tossed the ball to linebacker Dontarrius Thomas to complete an amazing interception. The play was later nominated for the ESPY Awards' "Most Spectacular Play" of the year.

The Auburn offense, feeding off the momentum from the interception, moved the ball down the field. Jason Campbell connected with Casinious Moore on an 11-yard pass that set up Damon Duval's 34-yard field goal with 13:16 left in the game.

N. Carolina	7	3	6	0	—	16
Auburn	0	0	0	10	—	10

	UNC	AU
First Downs	12	12
Rushing Att.-Yards	40-174	32-31
Passing Yards	114	145
Passing (C-A-I)	13-21-1	18-28-2
Total Offense	288	186
Punts-Avg.	3-39.8	9-49.3
Fumbles/Lost	1/1	0/0
Penalty-Yards	9-73	4-26
3rd Down Conv.	4-of-15	2-of-13
Time of Possession	32:02	27:58

RUSHING: (UNC) Parker 19-131 (TD), Curry 10-67; Lewis 3-6, Williams 2-0, Team 3-(-5), Durant 2-(-12), Lafferty 1-(-13); (AU) Brown 6-28, Butler 8-22, Moore 5-21, Campbell 8-1, Johnson 1-0, Carter 1-(-7), Team 3-(-34).

PASSING: (UNC) Durant 7-14-1, 76; Curry 5-6-0, 25; Lafferty 1-1-0, 13; (AU) Campbell 12-18-1, 74; Cobb 6-10-1, 71 (TD).

RECEIVING: (UNC) Aiken 7-73, Parker 3-24, Davis 3-17; (AU) Daniels 3-21, Willis 3-17, Diamond 2-17 (TD), Moore 2-16, Walkins 2-16, Johnson 2-14, Carter 1-21, Ratliff 1-18, McIntyre 1-8, Brown 1-(-4).

Attendance: 71, 827

After recovering a muffed snap late in the fourth quarter, backup QB Daniel Cobb connected with tight end Lorenzo Diamond, who rumbled 12 yards for an Auburn touchdown, pulling the Tigers within six points.

North Carolina recovered the ensuing onside kick to hold on for the 16-10 win.

Auburn Bowl History

2003 Capital One Bowl

Auburn 13
Penn State 9

January 1, 2003
Florida Citrus Bowl
Orlando, Florida

On a warm and windy day in Orlando, the 19th-ranked Auburn Tigers knocked off 10th-ranked Penn State behind a stymieing defense and Capital One Bowl MVP Ronnie Brown's 184-yard, two-touchdown performance. Penn State's Larry Johnson, who finished third in the Heisman Trophy balloting, was unable to get on track as Auburn's defense limited him to only 72 yards on 20 carries.

Auburn fumbled on its first possession giving Penn State the ball on the 15-yard line, but the Nittany Lions were forced to settle for a 21-yard Robbie Gould field goal.

The Auburn defense held the Nittany Lion offense the rest of the half, allowing only a 27-yard field goal by Gould.

After a sluggish first half, the Tigers came out in the third quarter with a run-dominated offensive scheme and Ronnie Brown punished the Penn State defenders to the tune of 119 second half yards.

Auburn took its first possession of the second half and marched 74 yards, scoring on a one-yard Brown touchdown run, which put Auburn ahead, 7-6. The fast Tiger defense took control, allowing Penn State only 31 yards of offense in the third quarter.

Penn State replaced quarterback Zack Mills with Michael Robinson, who sparked the Nittany Lion offense to a fourth quarter field goal, putting Penn State up 9-7.

On Auburn's next possession, Damon Duval's punt was downed at the one-yard line pinning Penn State deep in their own territory.

After a short punt by Penn State, Auburn drove the ball inside the

Penn State	3	3	0	3	—	9
Auburn	0	0	7	6	—	13

PSU - Gould 21 field goal, 10:26, 1st
 PSU - Gould 27 field goal, 1:44, 2nd
 AU - Brown 1 run (Duval kick), 3:52, 3rd
 PSU - Gould 31 field goal, 10:10, 4th
 AU - Brown 17 run (pass failed), 2:19, 4th

	PSU	AU
First Downs	15	12
Rushing Att.-Yards	36-170	50-200
Passing Yards	98	78
Passing (C-A-I)	10-27-1	10-17-1
Total Offense	268	278
Punts-Avg.	5-38.2	4-48.2
Fumbles/Lost	2/1	3/1
Penalty-Yards	7-68	9-84
3rd Down Conv.	3-of-14	7-of-16
Time of Possession	27:49	32:11

RUSHING: (PSU) Johnson 20-72, Mills 9-56, M. Robinson 5-30, Smith 1-10, Jefferson 1-2; (AU) Brown 37-184 (2 TD), Smith 5-10, Campbell 8-6.
 PASSING: (PSU) Mills 8-24-1, 67; M. Robinson 2-3-0, 31; (AU) Campbell 10-17-1, 78.
 RECEIVING: (PSU) T. Johnson 2-54, Kranchick 2-15, L. Johnson 2-8, M. Robinson 2-7, McHugh 1-8, Williams 1-6; (AU) Aromashodu 2-18, R. Johnson 2-17, Diamond 1-11, Obomanu 1-11, Daniels 1-9, M. Willis 1-6, Smith 1-5, Brown 1-1.
 Attendance: 66,334

red zone, where Ronnie Brown bounced a run to the outside, taking it 17 yards for the game winning touchdown.

Brown's 184 yards rushing were the most ever by an Auburn player in a bowl, and it was the most yards rushing of anyone in the 2003 bowl season. Dontarrius Thomas was named the game's defensive MVP after helping hold Penn State to just 268 yards.

2003 Gaylord Hotels Music City Bowl

Wisconsin 14
Auburn 28

December 31, 2003
The Coliseum
Nashville, Tennessee

With the combination of a stellar defensive performance that included six sacks and the leadership of MVP Jason Campbell, Auburn put together 14 fourth-quarter points en route to a 28-14 Music City Bowl win over Wisconsin.

After a scoreless first period, Wisconsin started the second quarter by driving to the Auburn seven-yard line where the Badgers had a first and goal, but Auburn's defense forced Wisconsin to settle for a 20-yard field goal for a 3-0 lead.

Auburn responded on the next drive as Ronnie Brown gained 43 yards on six carries culminating with a one-yard touchdown to give the Tigers a 7-3 lead. Wisconsin managed another field goal before the half to make the score 7-6 at the intermission.

Auburn struck first in the second half, going 80 yards on 16 plays and taking 7:16 off the clock. Carnell Williams finished the drive with a one-yard plunge up the middle for the touchdown.

In the fourth quarter, Jim Sorgi led Wisconsin on a 52-yard drive, capping it with a 12-yard pass to Lee Evans for a touchdown and a two-point conversion pass to tie the game at 14.

The Badgers seemed to have the momentum in their favor until Carlos Rogers deflected a pass that Will Herring intercepted on the Auburn 13-yard line. Two plays later, Campbell connected with Jeris McIntyre on third and eight for a 51-yard gain to the Wisconsin 34-yard line. It took Auburn just three more plays to put it in the end zone as Brown scored for the second time from two yards out.

Wisconsin	0	6	0	8	—	14
Auburn	0	7	7	14	—	28

UW - Allen 20 field goal, 9:44, 2nd
 AU - Brown 1 run (Vaughn kick), 4:37, 2nd
 UW - Allen 35 field goal, 2:42, 2nd
 AU - Williams 1 run (Vaughn kick), 1:32, 3rd
 UW - Evans 12 pass from Sorgi (Daniels pass from Sorgi), 8:52, 4th
 AU - Brown 2 run (Vaughn kick), 3:30, 4th
 AU - Williams 1 run (Vaughn kick), 1:37, 4th

	UW	AU
First Downs	18	15
Rushing Att.-Yards	37-128	40-203
Passing Yards	203	157
Passing (C-A-I)	17-29-1	11-23-1
Total Offense	331	360
Punts-Avg.	4-38.5	8-45.2
Fumbles/Lost	0/0	0/0
Penalty-Yards	4-25	8-66
3rd Down Conv.	6-of-14	6-of-14
Time of Possession	31:00	29:00

RUSHING: (UW) Davis 17-77, Evans 3-19, Bernstein 1-2, Smith 4-1, Stocco 1-(-14), Sorgi 10-(-26); (AU) Williams 18-68 (2 TD), Campbell 9-67, Brown 13-62 (2 TD).
 PASSING: (UW) Sorgi 13-22-1, 169 (TD); Stocco 4-7-0, 34; (AU) Campbell 10-22-1, 138; Williams 1-1-0, 19.
 RECEIVING: (UW) Williams 6-57, Evans 4-51, Charles 3-48, Daniels 1-14, Bernstein 1-8, Smith 1-6; (AU) McIntyre 3-74, Daniels 3-40, Johnson 2-21, Taylor 1-13, Obomanu 1-6, Brown 1-3.
 Attendance: 55,109

Auburn put an exclamation point on the game during the ensuing Wisconsin drive when Reggie Torbor and Karlos Dansby sandwiched Sorgi, causing a fumble. T.J. Jackson recovered it, and two plays later Auburn put the final points on the board with a one-yard run by Williams to make the score 28-14.

Campbell passed for 138 yards, rushed for 67 yards and engineered two fourth-quarter scoring drives. Auburn's defense held Wisconsin to 261 yards. Torbor collected 2.5 sacks and Dansby totaled a team-high 10 tackles including 1.5 sacks.

Auburn Bowl History

2005 NOKIA Sugar Bowl

Virginia Tech 13
Auburn 16

January 3, 2005
Louisiana Superdome
New Orleans, Louisiana

Auburn completed a perfect season as the No. 3 Tigers held off a late Virginia Tech rally for a 16-13 victory in the NOKIA Sugar Bowl at the Louisiana Superdome. The win improved the Tigers' record to 13-0 and ensured the first 13-win season in school history.

Auburn, just the seventh team to go undefeated in league play since the Southeastern Conference went to divisional play in 1992, jumped out to a 16-0 lead in the first three quarters before the Hokies got on the board. Two late fourth-quarter scores allowed Virginia Tech back into the game, but an onside kick with two minutes left was recovered by the Tigers.

Jason Campbell, voted the NOKIA Sugar Bowl's Most Valuable Player, threw for 189 yards on 11-of-16 passing and one score. Campbell, who played his last game in an Auburn uniform, connected with Devin Aromashodu on a 5-yard touchdown pass late in the third quarter, giving the Tigers a 16-0 advantage.

The tandem of senior running backs Ronnie Brown and Carnell Williams rushed for 68 and 61 yards, respectively.

Placekicker John Vaughn connected on three field goals in the first half from 23, 19 and 24 yards to send the Tigers to a 9-0 lead entering halftime. The three field goals tied an Auburn record in a bowl game, last set by Jaret Holmes at the 1998 Peach Bowl.

After Campbell connected with Aromashodu for a 16-0 AU lead, Virginia Tech's Josh Morgan found the end zone twice -- the first on

Virginia Tech	0	0	0	13	—	13
Auburn	6	3	7	0	—	16

AU - Vaughn 23 field goal, 8:44, 1st
AU - Vaughn 19 field goal, 1:10, 1st
AU - Vaughn 24 field goal, 1:50, 2nd
AU - Aromashodu 5 pass from Campbell (Vaughn kick), 10:39, 3rd
VT - Morgan 29 pass from Randall (Randall pass failed), 6:58, 4th
VT - Morgan 80 pass from Randall (Pace kick), 2:01, 4th

	VT	AU
First Downs	19	14
Rushing Att.-Yards	22-76	43-110
Passing Yards	299	189
Passing (C-A-I)	21-38-2	11-16-1
Total Offense	375	299
Punts-Avg.	5-35.2	4-43.0
Fumbles/Lost	0/0	1/1
Penalty-Yards	7-57	4-35
3rd Down Conv.	3-of-12	6-of-15
Time of Possession	26:26	33:34

RUSHING: (VT) Randall 9-45, Imoh 6-16, Humes 6-10, Hamilton 1-5; (AU) Brown 14-68, C. Williams 19-61.
PASSING: (VT) Randall 21-38-2, 299 (2 TD); (AU) J. Campbell 11-16-1, 189 (TD).
RECEIVING: (VT) Hyman 5-71, Morgan 3-126 (2 TD), Royal 3-37, King 3-12, Clowney 2-23, Mazzetta 1-20, Humes 1-10; (AU) Taylor 5-87, Mix 2-68, C. Williams 2-(6), Wallace 1-35, Aromashodu 1-5 (TD).

Attendance: 77,349

a 29-yard reception from Bryan Randall and the second on an 80-yarder with two minutes to play.

The win gave Auburn three straight bowl game victories, a first for the school since 1982-84. It also sent Auburn to its 15th straight victory dating back to the 2003 season, the program's longest since 1993-94 and second longest streak in school history. The 15 consecutive wins gave the Tigers national prominence as the third-longest in the nation at the end of the season, trailing only Southern California and Utah.

2006 Capital One Bowl

Wisconsin 24
Auburn 10

January 2, 2006
Citrus Bowl
Orlando, Florida

Brian Calhoun rushed for 213 yards and one touchdown and John Stocco passed for 301 yards and two scores as Wisconsin defeated Auburn, 24-10, in the 2006 Capital One Bowl. The loss snapped Auburn's three-game bowl winning streak.

Wisconsin took a 17-0 lead into halftime, but the Tigers scored 10 straight points to pull within 17-10 early in the fourth quarter. Brandon Cox found Courtney Taylor for a 9-yard score at the 14:49 mark of the fourth to pull Auburn within seven.

However, Calhoun rushed for a 33-yard touchdown less than two minutes later, giving the Badgers the final 24-10 outcome.

Cox finished 15-of-33 for 137 yards and one touchdown, while Kenny Irons rushed for 88 yards -- giving him 1,293 on the season -- the sixth-best single-season mark in Auburn history.

Ben Obomanu ended his Auburn career with five receptions for 62 yards. His senior counterpart, Anthony Mix, caught two passes for 11 yards, giving him 1,010 yards in his career.

Wisconsin opened the game's scoring when Stocco found Brandon Williams on a 30-yard reception at the 7:55 mark of the first quarter.

UW's Taylor Mehlhaff connected on his only field goal of the day, a 19-yarder, at the end of the first quarter, then watched as Stocco found Owen Daniels for a 13-yard touchdown pass in the second quarter.

John Vaughn connected on a 19-yard field goal, his 12th of the season, in the third quarter to put Auburn on the board.

Wisconsin	10	7	0	7	—	24
Auburn	0	0	3	7	—	10

UW - B. Williams 30 pass from Stocco (Mehlhaff kick), 7:55, 1st
UW - Mehlhaff 19 field goal, 0:21, 1st
UW - Daniels 13 pass from Stocco (Mehlhaff kick), 7:19, 2nd
AU - Vaughn 19 field goal, 11:54, 3rd
AU - Taylor 9 pass from Cox (Vaughn kick), 14:49, 4th
UW - Calhoun 33 run (Mehlhaff kick), 13:22, 4th

	UW	AU
First Downs	24	19
Rushing Att.-Yards	42-247	35-99
Passing Yards	301	137
Passing (C-A-I)	15-27-0	15-33-1
Total Offense	69-548	68-236
Punts-Avg.	3-45.3	6-45.7
Fumbles/Lost	2/1	1/1
Penalty-Yards	7-56	5-35
3rd Down Conv.	7-of-15	4-of-14
Time of Possession	31:48	29:12

RUSHING: (UW) Calhoun 20-213 (TD), B. Williams 4-35, Walker 2-9, Team 1-0, Stocco 5-(-10); (AU) K. Irons 22-88, Lester 7-31, Obomanu 1-8, Cox 5-(-28).

PASSING: (UW) Stocco 15-27-0, 301 (2TD); (AU) Cox 15-33-1, 137 (TD).

RECEIVING: (UW) B. Williams 6-173 (TD), Orr 4-74, Daniels 3-46 (TD), Calhoun 1-8, J. Walker 1-0; (AU) Obomanu 5-62, Aromashodu 2-16, Taylor 2-14 (TD), Mix 2-11, K. Irons 1-21, Lester 1-9, Wallace 1-4, Slaughter 1-0.

Attendance: 57,221

Defensively, David Irons led the Tigers with 11 tackles.

Senior Wayne Dickens posted his second multiple-sack game of the season, finishing with two, while Stanley McClover had one.

Auburn Bowl History

2007 AT&T Cotton Bowl Classic

Auburn 17
Nebraska 14

January 1, 2007
Cotton Bowl
Dallas, Texas

John Vaughn's 42-yard field goal in the third quarter proved to be the game winner as Auburn took the 71st AT&T Cotton Bowl Classic with a 17-14 victory over Nebraska in Dallas.

Vaughn connected on his 20th field goal of the season at the 6:20 mark of the third quarter, the game's only points of the second half, to give Auburn its 11th win of the season for the fourth time in school history.

The Auburn defense was stout against Nebraska, limiting the Cornhuskers to just 230 yards of total offense, including 73 in the second half. Karibi Dede began the defense's dominance in the first half, intercepting a Zac Taylor pass and returning it 52 yards to the Nebraska 9-yard line.

Just two plays later, the Auburn offense punched it in the end zone when Brandon Cox found Carl Stewart for a 9-yard score with 56 seconds remaining in the first quarter, evening the score at 7.

Early in the second quarter, the Tigers recovered a fumble at the Cornhuskers' 14 on a failed fake punt attempt. Four plays later, Stewart scored his second TD on a 1-yard run.

After Vaughn's third quarter field goal, the Huskers managed to get in Auburn territory just twice. They punted from Auburn's 34 in the third quarter, and Taylor threw a fourth-down incompleteness from Auburn's 30 late in the fourth quarter.

The Tiger defense finished with two sacks and 11 tackles for loss, highlighted by Sen'Derrick Marks' 2.5 TFL. Will Herring finished with seven solo tackles, including two for loss, and was named the game's outstanding defensive player.

Auburn	7	7	3	0	—	17
Nebraska	7	7	0	0	—	14

NU - Swift 13 pass from Taylor (Congdon kick), 7:37, 1st
AU - Stewart 9 pass from Cox (Vaughn kick), 0:56, 1st
AU - Stewart 1 run (Vaughn kick), 12:22, 2nd
NU - Jackson 20 run (Congdon kick), 9:00, 2nd
AU - Vaughn 42 field goal, 6:20, 3rd

	AU	NU
First Downs	12	17
Rushing Att.-Yards	35-67	38-104
Passing Yards	111	126
Passing (C-A-I)	10-21-0	14-27-1
Total Offense	56-178	65-230
Punts-Avg.	6-43.0	6-40.2
Fumbles/Lost	2/2	1/1
Penalty-Yards	6-45	4-45
3rd Down Conv.	4-of-12	5-of-14
Time of Possession	27:00	33:00

RUSHING: (AU) K. Irons 24-72, Tate 4-23, Taylor 1-3, Stewart 1-1 (TD), Cox 5-(-32); (NU) Lucky 25-88, Jackson 7-38 (TD), Nunn 1-(-2), Taylor 4-(-5), Todd 1-(-15).

PASSING: (AU) Cox 21-10-0, 111 (TD); (NU) Taylor 26-14-1, 126 (TD), Team 1-0-0, 0.

RECEIVING: (AU) Taylor 6-70, Rodriguez 1-18, McKenzie 1-12, Stewart 1-9 (TD), K. Irons 1-2; (NU) Lucky 6-67, Swift 3-44 (TD), Jackson 2-(-6), Purify 1-9, Nunn 1-8, Todd 1-4.

Attendance: 66,777

Cox finished the game 10-of-21 passing for 111 yards and one score. Of those 10 completions, six were to Courtney Taylor, who, on his fourth catch of the game, broke the Auburn school record for most receptions in a career. He finished with 153.

Kenny Irons paced the rushing game with 72 yards on 24 carries.

Nebraska started the game's scoring on a Nate Swift 13-yard touchdown reception from Taylor at the 7:37 mark of the first quarter.

With Auburn up 14-7, Brandon Jackson scored from 20 yards out to cap a 7-play, 72-yard drive that sent the teams into half-time tied at 14.

The 11 wins marked the fourth time in school history the Tigers posted 11-plus victories in a season.

2007 Chick-fil-A Bowl

Clemson 20
Auburn 23 [OT]

December 31, 2007
Georgia Dome
Atlanta, Georgia

Kodi Burns scored on a 7-yard run in overtime to lift No. 22 Auburn to a 23-20 victory over No. 15 Clemson in the Chick-fil-A Bowl, in the first overtime game in Auburn's bowl history.

Burns' score put the finishing touches on a performance that saw the Tigers record season highs in plays and yards with a spread offense. Auburn ran 90 plays for 423 yards, including 47 rushes and a season-high 43 passes.

Auburn scored first in a low-scoring first half, following a three-and-out by Clemson on the opening possession with an 11-play, 58-yard drive that culminated in Wes Byrum's 36-yard field goal.

After managing just 52 yards of offense in the first quarter, Clemson's C.J. Spiller raced 83 yards down the left sideline to give Clemson a 7-3 lead.

Auburn took the opening kickoff in the second half and marched 78 yards on 10 plays as Burns hit Mario Fannin with a 22-yard pass to give Auburn a 10-7 lead.

Clemson finished an 11-play drive with a 22-yard field goal on the first play of the fourth quarter, knotting the score at 10-10.

After Cox was intercepted, Clemson quickly drove 32 yards for the go-ahead score when James Davis plunged in from a yard out with 11:24 remaining.

Auburn answered right back, again mixing Cox and Burns in the backfield successfully during an 11-play, 70-yard drive. Cox's 18-yard pass to Robert Dunn and a 15-yard rush by Burns set up Ben Tate for a 1-yard run that tied the score at 17-17 with 8:27 left.

Clemson	0	7	0	10	3	—	20
Auburn	3	0	7	7	6	—	23

AU - Byrum 36 field goal, 4:16, 1st
CU - C.J. Spiller 83 yd run (Mark Buchholz kick), 13:14, 2nd
AU - Mario Fannin 22 yd pass from Kodi Burns (Wes Byrum kick), 11:33, 3rd
CU - Mark Buchholz 22 yd field goal, 14:58, 4th
CU - James Davis 1 yd run (Mark Buchholz kick), 11:24, 4th
AU - Ben Tate 1 yd run (Wes Byrum kick), 8:27, 4th
CU - Mark Buchholz 25 yd field goal, OT
AU - Kodi Burns 7 yd run, OT

	AU	CU
First Downs	12	24
Rushing Att.-Yards	40-189	47-190
Passing Yards	104	233
Passing (C-A-I)	14-33-0	26-43-1
Total Offense	73-293	90-423
Punts-Avg.	8-43.1	8-38.6
Fumbles/Lost	1/0	0/0
Penalty-Yards	1-5	6-40
3rd Down Conv.	5-of-19	7-of-19
Time of Possession	29:14	30:46

RUSHING: (AU) Burns 13-69 (TD), Lester 14-57, Tate 14-54 (TD), Fannin 3-18, Cox 3-(-1); (CU) Spiller 8-112 (TD), Davis 23-72 (TD), Grisham 1-8, Harper 8-(-3)
PASSING: (AU) Cox 39-25-1, 211, Burns 4-1-0, 22 (TD); (CU) Harper 33-14-0, 104

RECEIVING: (AU) Fannin 5-53 (TD), Dunn 5-39, R. Smith 4-45, Lester 3-24, Tate 3-19, Bennett 2-16, Billings 1-13, Hawthorne 1-12, Rodriguez 1-8, Trott 1-4 (CU) Kelly 4-36, Taylor 3-32, Grisham 2-24, Harris 2-12, Spiller 2-(-5), Palmer 1-5.

Attendance: 74,413

Auburn Bowl History

2010 Outback Bowl

Northwestern 35
Auburn 38 [OT]

January 1, 2010
 Raymond James Stadium
 Tampa, Florida

Neiko Thorpe tackled Zeke Markshausen at the Auburn 2-yard line on a fake field goal attempt from the 5-yard line to preserve Auburn's 38-35 overtime victory over Northwestern after Wes Byrum's 21-yard field goal gave the Tigers the lead.

With the score tied 21-21, Ben Tate rushed for two touchdowns in the first eight minutes of the fourth quarter.

Northwestern closed to 35-27 on a 2-yard Kafka touchdown run with 3:20 remaining but the PAT was blocked by Antonio Coleman. With Auburn trying to run out the clock, Brad Phillips forced a Tate fumble at the Northwestern 31 with 3:11 to play. The Wildcats then drove 69 yards to score on a 18-yard touchdown pass with 1:15 to play and a tied the game on a two-point conversion.

Auburn's Demond Washington returned the ensuing kickoff to midfield before he fumbled, giving the ball back to the Wildcats with 1:03 to play. Northwestern then drove to the Auburn 26 where Demos missed a potential game-winning 44-yard field goal as time expired.

Auburn's defense picked off five Northwestern passes, with Walter McFadden and T'Sharvan Bell collecting two each and Thorpe one. McFadden's second interception was returned 100 yards for a touchdown.

NU - Burns 1 yd run (Byrum kick), 12:25, 1st
 AU - McFadden 100 yd interception return (Byrum kick), 4:37, 1st
 NU - Brewer 39 yd pass from Kafka (Demos kick), 2:04, 1st
 AU - Carr 46 yd pass from Todd (Byrum kick), 8:54, 2nd
 NU - Brewer 35 pass from Kafka (Demos kick), 2:42, 3rd
 NU - Dunsmore 66 yd pass from Kafka (Demos kick), 0:27, 3rd
 AU - Tate 5 yd run (Byrum kick), 10:10, 4th
 AU - Tate 7 yd run (Byrum kick), 7:32, 4th
 NU - Kafka 2 yd run (kick blocked), 3:20, 4th
 NU - Stewart 18 yd pass from Kafka (Mitchell pass from Brewer), 1:15, 4th
 AU - Byrum 21 yd field goal, OT

	NU	AU
First Downs	34	18
Rushing Att.-Yards	37-89	39-190
Passing Yards	532	235
Passing (C-A-I)	47-78-5	20-33-2
Total Offense	115-621	72-425
Punts-Avg.	5-31.6	6-42.2
Fumbles/Lost	0/0	3/2
Penalty-Yards	3-25	12-140
3rd Down Conv.	6-of-23	4-of-13
Time of Possession	34:11	25:49

RUSHING: (AU) - Tate 20-108 (2 TD); Zachery 1-50; McCalebb 6-18; Burns 5-16 (TD); Fannin 2-14; Todd 4-minus 15. (NU) - Schmidt 8-36; Kafka 20-30 (TD); A. Fields 3-8; Simmons 3-7; Markshausen 2-7; Concannon 1-1.

PASSING: (AU) - Todd 20-31-0-235 (TD); Burns 0-2-0-0. (NU) - Kafka 47-78-5-532 (4 TD).

RECEIVING: (AU) - Adams 12-142; Fannin 3-10; Zachery 2-11; Carr 1-46 (TD); Burns 1-23; Blake 1-3. (NU) - Markshausen 12-84; Stewart 10-97 (TD); Dunsmore 9-120 (TD); Brewer 8-133 (2 TD); Ebert 6-64; D. Fields 1-26; A. Fields 1-8.

Attendance: 49,383

Auburn took a 21-7 lead on a 46-yard Chris Todd pass to Quindarius Carr with 8:54 to go in the half. Northwestern drove the ball 90 yards from its own 6-yard line late in the half before Kafka threw his third interception, as Bell picked him off in the end zone with 29 seconds remaining.

Darvin Adams was named the Outback Bowl MVP after grabbing an Outback Bowl record-tying 12 receptions for a career-high 142 yards.

Twenty-one Outback Bowl records were broken and 11 more tied during the game. The Wildcats' 115 total plays broke an NCAA record, as did the 98 plays for Kafka (78 passes, 20 rushes). The teams combined for Outback Bowl records of 73 points, 1046 yards of offense and 187 plays from scrimmage.

2011 BCS National Championship

Oregon 19
Auburn 22

January 10, 2011
 University of Phoenix Stadium
 Glendale, Arizona

Wes Byrum kicked the sixth and biggest game-winning field goal of his career on the last play of the game from 19 yards to give No. 1 Auburn a 22-19 victory over Oregon in the BCS National Championship Game. It was Auburn's second national title in history and ninth comeback win in 14 games during the 2010 season.

After Oregon had tied the score at 19 with a touchdown and two point conversion with 2:33 to go, the biggest drive in Auburn history began at its own 25-yard line. After a 15-yard pass from Cam Newton to Emory Blake, Michael Dyer, who was named the Offensive Player of the Game after rushing for 143 yards on 22 carries, looked to be tackled after a short gain, but was never down while laying on top of an Oregon defender, and he bounced up to complete a 37-yard run to the Oregon 23.

After short gains by Dyer and Newton, Dyer followed with a 16-yard gain up the middle to the 1 with 10 seconds remaining. One play later, Byrum provided the final heroics.

Oregon scored on the second play of the second quarter on a 26-yard field goal by Rob Beard for the first points of the game. On Auburn's next possession, Newton threw a 35-yard touchdown pass to Kodi Burns for a 7-3 Auburn lead.

Oregon responded after taking over at the Duck 7 as Thomas threw an 81-yard pass on first down to Meahl, then found James on an 8-yard TD pass. The Tigers then drove to the Oregon 1, but Newton's fourth-down pass to Eric Smith fell incomplete. On first down, Mike Blanc tackled James in the end zone for a safety to draw the Tigers to within 11-9.

Auburn quickly covered 66 yards in six plays, capped by a Newton to Blake 30-yard touchdown pass to give the Tigers a 16-11 lead at the half.

On the opening drive of the second half, Wes Byrum kicked a 28-yard field goal to give Auburn a 19-11 lead.

Auburn ran a season-high and BCS Championship Game record 85 plays. The Tigers out-gained the Ducks 519 yards to 449 as Newton was 20-of-34 for 265 yards and two touchdowns. He also rushed for 64 yards on 22 carries.

RUSHING: (OU) - James 13-49; Barner 11-32; Thomas 8-(6). (AU) - Dyer 22-143; Newton 22-64; McCalebb 6-47.

PASSING: (OU) - Thomas 27-40-2-363 (2TD); Rice 1-1-0-11. (AU) - Newton 20-34-1-265 (2TD); TEAM 0-1-0-0.

RECEIVING: (OU) - Meahl 9-133; Davis 6-60; James 4-39 (2TD); Tuinei 3-75; Paulson 3-48; Barner 2-8; Johnson 1-11. (AU) - Zachery 6-48; Adams 4-54; Blake 4-54 (TD); Lutzenkirchen 2-48; McCalebb 2-10; Burns 1-35 (TD); Fannin 1-16.

Attendance: 78,603

Auburn Bowl History

2011 Chick-fil-A Bowl

Virginia 24
Auburn 43

December 31, 2011
Georgia Dome
Atlanta, Georgia

Offensive MVP Onterio McCalebb rushed for a season-high 109 yards and had 180 all-purpose yards, Emory Blake caught six passes for a career-high tying 108 yards and Barrett Trotter came off the bench to throw for 175 yards and one touchdown to lead Auburn to a 43-24 victory over Virginia in the Chick-fil-A Bowl in the Georgia Dome on Dec. 31.

Trotter completed 11-of-18 passes after he came in for injured starter Clint Moseley. Frazier had 16 carries for 55 yards. Tre Mason gained 64 yards on nine carries and his first career rushing touchdown.

Auburn used a big second quarter as it scored 21 consecutive points to take control of the game, 28-14. After Virginia took a 14-7 lead, Auburn quickly answered as McCalebb ran it in from three yards out on third down to tie it 14-14 with 10:33 left in the half.

Parkey successfully recovered his onside kick at the Auburn 41 as the Tigers went on to take the lead for good, 21-14, on Frazier's 1-yard third down rush. Auburn's 14 consecutive points came on 11 plays and 144 yards in 4:08.

Virginia	7	10	7	0	—	24
Auburn	7	21	12	3	—	43

VA - Burd 27 yd pass from Rocco (Randolph kick), 8:05, 1st
 AU - Frazier 3 yd run (Parkey kick), 4:02, 1st
 VA - Burd 6 yd pass from Rocco (Randolph kick), 12:59, 2nd
 AU - McCalebb 3 yd run (Parkey kick), 10:33, 2nd
 AU - Frazier 1 yd run (Parkey kick), 8:44, 2nd
 AU - McCalebb 25 yd pass from Trotter (Parkey kick), 0:59, 2nd
 VA - Randolph 24 yd field goal, 0:00, 2nd
 AU - Mason 22 yd run (Parkey kick), 11:09, 3rd
 VA - Parks 1 yd run (Randolph kick), 6:20, 3rd
 AU - TEAM Safety, 1:57, 3rd
 AU - Parkey 45 yd field goal, 0:47, 3rd
 AU - Parkey 37 yd field goal, 8:09, 4th

	UVA	AU
First Downs	25	22
Rushing Att.-Yards	30-123	44-273
Passing Yards	312	181
Passing (C-A-I)	26-41-1	12-23-0
Total Offense	71-435	67-454
Punts-Avg.	3-13.0	3-49.0
Fumbles/Lost	1/1	2/0
Penalty-Yards	3-25	6-65
3rd Down Conv.	8-of-13	4-of-11
Time of Possession	28:40	31:20

RUSHING: (VA) - Parks 11-48 (TD); Richardson 6-33; Jones 8-32; Jennings 1-5; Milien 1-5; Hodges 1-3; Rocco 2-minus 3. (AU) - McCalebb 10-109 (TD); Mason 9-64 (TD); Frazier 16-55 (2TD); Trotter 5-32; Bray 1-16.
 PASSING: (VA) - Rocco 26-41-1-312 (2TD). (AU) - Trotter 11-18-0-175 (TD); Moseley 1-4-0-6; Bray 0-1-0-0.
 RECEIVING: (VA) - Jones 7-90; Burd 6-103 (2TD); Jennings 4-35; Keys 2-24; Milien 2-23; Phillips 2-7; Terrell 1-29; Snyder 1-5; Parks 1-minus 4. (AU) - Blake 6-108; Bray 3-12; McCalebb 2-53 (TD); Wisner 1-8.

Attendance: 72,919

On the ensuing possession, Chris Davis snuffed out a Virginia fake field goal. Auburn scored a touchdown on its third straight possession as Trotter completed a 29-yard touchdown pass to McCalebb with 59 seconds left in the half to give Auburn a 28-14 lead.

Virginia scored first, but walk-on Garrett Harper stepped up to help the Tigers even the score on the next possession. Harper blocked the first punt of his career as Auburn took over on the Virginia 15. The Tigers tied it 7-7 as Frazier scored on a 3-yard touchdown run up the middle with 4:02 left in the opening quarter. McCalebb set it up with a 12-yard run the play before.

Mason scored his first career rushing touchdown to open the third quarter with a 22-yarder to put Auburn up 35-17 almost four minutes in.

Virginia scored with 6:20 left in the third, cutting the lead to 35-24, but the Cavaliers got no closer.

2014 BCS National Championship

Auburn 31
Florida State 34

January 6, 2014
Rose Bowl
Pasadena, California

Auburn came with a blink of an eye of winning its second national championship in the last four years.

Florida State's Kermit Whitfield and Jameis Winston stole a page out of Auburn's playbook for the dramatic finish when Whitfield returned a kickoff 100 yards with 4:31 for a brief lead, and then Winston threw a 2-yard touchdown pass to Kelvin Benjamin with 13 seconds remaining to send Florida State to a 34-31 victory in the BCS Championship Game on Monday night in the Rose Bowl.

Tre Mason broke Bo Jackson's single-season rushing record when he scored on a 37-yard run with 1:19 remaining to give Auburn a 31-27 lead. But Winston, the Heisman Trophy winner, drove the Seminoles in for the game-winner.

Auburn led 21-3, then found itself up 21-20 with 10:55 left in the game.

Auburn found new pages in its playbook in the first half, throwing touchdown passes to Tre Mason and Melvin Ray for the first time in their careers.

Auburn	7	14	0	10	—	31
Florida State	3	7	3	21	—	34

FSU - Aguayo 35 yd field goal, 9:53, 1st
 AU - Mason 12 yd pass from Marshall (Parkey kick), 3:07, 1st
 AU - Ray 50 yd pass from Marshall (Parkey kick), 13:48, 2nd
 AU - Marshall 4 yd run (Parkey kick), 5:01, 2nd
 FSU - Freeman 3 yd run (Aguayo kick), 1:28, 2nd
 FSU - Aguayo 41 yd field goal, 6:05, 3rd
 FSU - Abram 11 yd pass from Winston (Aguayo kick), 10:55, 4th
 AU - Parkey 22 yd field goal, 4:42, 4th
 FSU - Whitfield 100 yd kickoff return (Aguayo kick), 4:31, 4th
 AU - Mason 37 yd run (Parkey kick), 1:19, 4th
 FSU - Benjamin 2 yd pass from Winston (Aguayo kick), 00:13, 4th

	AU	FSU
First Downs	25	19
Rushing Att.-Yards	53-232	31-148
Passing Yards	217	237
Passing (C-A-I)	14-27-2	20-35-0
Total Offense	80-449	66-385
Punts-Avg.	6-43.2	6-42.8
Fumbles/Lost	2/0	2/1
Penalty-Yards	5-38	8-60
3rd Down Conv.	10-of-18	2-of-12
Time of Possession	33:41	26:19

RUSHING: (AU) - Mason 34-195 (TD); Marshall 16-45 (TD); Artis-Payne 1-1; Corey Grant 1-minus 3; Ricardo Louis 1-minus 6. (FSU) - Freeman 11-73 (TD); Winston 11-26; Williams 5-25; Wilder 3-21; Abram 1-3.
 PASSING: (AU) - Marshall 14-27-1-217 (2 TD). (FSU) - Winston 20-35-0-237 (2 TD).
 RECEIVING: (AU) - Coates 4-61; Bray 3-4; Louis 2-28; Uzomah 2-8; Ray 1-50 (TD); Mason 1-42 (TD); Davis 1-26. (FSU) - Green 9-147; Benjamin 4-54 (TD); Freeman 3-21; Shaw 2-4; Abram 1-11 (TD); Williams 1-0.

Attendance: 92,542

Mason went for 304 yards on 46 carries.

Marshall hit the break having hit 7-of-13 passes for 113 yards and two touchdowns.

Credit punter Steven Clark for setting up Auburn's first touchdown when he flipped the field when he kicked the ball dead at the Florida State 2. The Seminoles couldn't move it, and, after a Chris Davis punt return, the Tigers found themselves in great field position at the FSU 25. Six plays later, Marshall threw a 12-yard touchdown pass to Mason to make it 7-3 Auburn with 3:07 left in the first quarter.

Auburn scored on its next possession when Marshall found Ray for a 50-yard touchdown pass and a 14-3 lead with 13:48 left in the second quarter.

Marshall made it 21-3 when he ran around end on a 4-yard run with 5:01 left in the second quarter. Florida State got that touchdown back after successfully faking a punt, watching Winston run for 21 to the Auburn 3 and scoring on the next play on a Devonta Freeman run to make it 21-10.

Auburn Bowl History

2015 Outback Bowl

Auburn 31
Wisconsin 34 [OT]

January 1, 2015
Raymond James Stadium
Tampa, Florida

Auburn played it to the end, and then some, but it wasn't enough to beat Wisconsin and Melvin Gordon in the Outback Bowl on Thursday.

The Badgers won 34-31 in overtime when they made a field goal on their first possession, and Auburn missed a 45-yard try when it got the ball.

Gordon rushed for 251 yards and three touchdowns, though Auburn had the lead with eight seconds left in regulation.

Auburn quarterback Nick Marshall picked one good play, and then another, in two drives near the end that gave the Tigers two leads.

The Tigers answered two Wisconsin leads with decisive drives. Cameron Artis-Payne scored on a 2-yard run with 2:55 remaining. Before that, the Tigers had the lead on a Marshall throw to C.J. Uzomah for a 21-yard touchdown.

Marshall led the Tigers to the Wisconsin 7 and Artis-Payne scored on a rush.

Auburn	7	7	3	14	0	—	31
Wisconsin	7	0	14	10	3	—	34

WIS - Clement 7 yd pass from Slave (Gaglianone kick), 1st, 11:10
 AU - Artis-Payne 2 yd run (Carlson kick), 1st, 2:16
 AU - Louis 66 yd pass from Marshall (Carlson kick), 2nd, 8:01
 WIS - Gordon 25 yd run (Gaglianone kick), 3rd, 12:09
 AU - Carlson 51 yd field goal, 3rd, 9:32
 WIS - Gordon 53 yd run (Gaglianone kick), 3rd, :20
 AU - Uzomah 20 yd pass from Marshall, 4th, 11:21
 WIS - Gorodn 6 yd run (Gaglianone kick), 4th, 7:58
 AU - Artis-Payne 2 yd run (Carlson kick), 4th, 2:55
 WIS - Gaglianone 29 yd field goal, 4th, :07
 WIS - Gaglianone 25 yd field goal, OT, 15:00

	AU	WIS
First Downs	21	31
Rushing Att.-Yards	43-219	54-400
Passing Yards	216	121
Passing (C-A-I)	16-23-0	14-27-3
Total Offense	66-435	81-521
Punts-Avg.	4-45.8	3-26.3
Fumbles/Lost	0/0	0/0
Penalty-Yards	9-75	3-28
3rd Down Conv.	4-of-12	3-of-12
Time of Possession	26:56	33:04

RUSHING: (AU) - Artis-Payne 26-126 (2 TD), Louis 3-41, Grant 5-30, Marshall 7-18, Bray 1-5; (WIS) - Gordon 34-251 (3 TD), Clement 15-105, Doe 2-39, Rushing 1-16.

PASSING: (AU) - Marshall 15-22-0-217 (2 TD); (WIS) - Slave 14-27-3-121 (TD).

RECEIVING: (AU) - Bray 5-63, Coates 4-24, Davis 2-21, Louis 1-66 (TD), Uzomah 1-20 (TD), Artis-Payne 1-18, Ray 1-5, Marshall 1-(-1); (WIS) - Erickson 4-38, Arneson 2-33, Fumagalli 2-18, Clement 2-11 (TD), Gordon 2-2, Doe 1-10, Fredrick 1-9.

Attendance: 44,023

The Tigers led at the half, but Gordon carried four times for 55 yards, including the final 25, on the first series of the second half to tie Auburn at 14-all.

On fourth-and-1, Gordon broke loose for a 53-yard touchdown run to give Wisconsin a 21-17 lead with 20 seconds left in the third quarter.

But Auburn mixed it up on the Badgers from there, with Artis-Payne ripping off a 21-yard run, with Corey Grant doing the same, and with Marshall throwing a 21-yard touchdown pass to Uzomah for a 24-21 lead with 11:21 left in the fourth quarter.

Auburn regained the lead on a career-long 51-yard field goal by Daniel Carlson.

Wisconsin scored on its first series on a 7-yard pass from Joel Slave to Corey Clement, but the Tigers tied the game on a 2-yard touchdown run with 2:16 left in the first, and went ahead on a Marshall 66-yard TD pass to Riccardo Louis.

2015 Birmingham Bowl

Auburn 31
Memphis 10

December 30, 2015
Legion Field
Birmingham, Alabama

Jeremy Johnson helped Auburn close its 2015 season in fine fashion when he came off the bench to lead the Tigers to a 31-10 victory over Memphis in the Birmingham Bowl.

Johnson threw the go-ahead touchdown pass in the third quarter, ran for another score early in the fourth and brought life to what had been a hard-fought game. It was 10-10 on a rainy day before the dramatics began in front of a Birmingham Bowl-record crowd of 59,430 in venerable Legion Field.

Auburn running back Jovon Robinson was named the game's MVP after rushing for 126 yards. The Tigers' defense turned in an MVP performance, too, holding previously-potent Memphis to 205 total yards.

Johnson's play, coupled with an Auburn defense that allowed just three points and Peyton Barber crossing the 1,000-yard rushing barrier for the season, allowed the Tigers to finish the season with a 7-6 record. Memphis finished at 9-4.

Johnson, subbing for starter Sean White, threw an 11-yard touch-

Auburn	10	0	7	14	—	31
Memphis	0	10	0	0	—	10

AU - Carlson 20 yd field goal, 1st, 8:35
 AU - K. Johnson 8 yd run (Carlson kick), 1st, 1:58
 MEM - Elliott 53 yd field goal, 2nd, 10:03
 MEM - Ball 53 yd int ret (Elliott kick), 2nd, 3:06
 AU - J. Smith 11 yd pass from J. Johnson (Carlson kick), 3rd, 3:12
 AU - J. Johnson 5 yd run (Carlson kick), 4th, 14:57
 AU - Robinson 4 yd run (Carlson kick), 4th, 12:57

	AU	MEM
First Downs	23	13
Rushing Att.-Yards	56-252	31-99
Passing Yards	150	106
Passing (C-A-I)	10-16-3	16-37-1
Total Offense	72-402	68-205
Punts-Avg.	3-39.7	6-47.2
Fumbles/Lost	0/0	1/0
Penalty-Yards	3-45	6-40
3rd Down Conv.	6-13	8-19
Time of Possession	34:17	25:43

RUSHING: (AU) - Robinson 27-126; Barber 12-41; Thomas 5-29; J. Johnson 3-26 (TD); K. Johnson 6-24 (TD); Smith 1-6; Louis 1-0; White 1-0; (MEM) Dorceus 11-48; Cooper 4-26; Craft 5-12; Henderson 2-10; Frazier 3-6; Lynch 5-1; Cross 1-2

PASSING: (AU) - White 8-13-2-102; J. Johnson 1-1-0-11 (TD); Phillips 1-1-0-37; Smith 0-1-1-0; (MEM) Lynch 16-27-1-106

RECEIVING: (AU) - Ray 2-50; Stevens 2-25; M. Davis 2-7; K. Johnson 1-37; Louis 1-17; Smith 1-11 (TD); Barber 1-3; (MEM) Frazier 4-47; Mayhue 4-26; Jones 3-16; Miller 3-10; Henderson 1-7; Cross 1-0

Attendance: 59,430

down pass to Jason Smith for the lead with 3:12 left in the third quarter. His 5-yard touchdown run on the first play of the fourth quarter made it 24-10.

Barber's running allowed Auburn to have at least one 1,000-yard rusher in seven straight seasons.

A fake punt set up a 20-yard Daniel Carlson field goal for Auburn's first score and Kerryon Johnson scored on an 8-yard run out of the wildcat formation for a 10-0 first quarter lead. Carlson's field goal was a record-setter. It gave him 23 on the season, a single-season Auburn record. Johnson's TD run came with 1:58 left in the first quarter.

A Memphis field goal and a Reggie Ball 56-yard interception return tied things up in the second quarter. Blake Countess came through with another big play for Auburn, blocking a Jake Elliott field goal try with 5:55 left before halftime.

Auburn Bowl History

2017 Allstate Sugar Bowl

Auburn 19
Oklahoma 35

January 2, 2017
Mercedes-Benz Superdome
New Orleans, Louisiana

Injuries and Oklahoma were too much for Auburn in the Sugar Bowl on Monday night.

Starting quarterback Sean White suffered a broken forearm on the first drive of the game and Oklahoma ran past the Tigers in the second half in a 35-19 victory in the Superdome.

Running back Kerryon Johnson threw a 1-yard touchdown pass to Jalen Harris on the last play of the game, but that was Auburn's first touchdown since the first series of the game.

It was the most points Auburn allowed this season, and not even a 103 rushing game by Auburn 1,000-yard rusher Kamryn Pettway could change that.

Oklahoma won its 10th straight game to finish 11-2.

Oklahoma quarterback Baker Mayfield, a Heisman Trophy finalist, simply kept playing, scrambling and throwing touchdown passes. He raised his season TD total to 40 against Auburn.

The first half was a game of starts and stops. There were 11 penalties in the first 20 minutes.

Auburn	7	6	0	6	—	19
Oklahoma	0	14	14	7	—	35

AU - Cox 3 yd run (Carlson kick), 1st, 9:04
OU - Andrews 13 yd pass from Mayfield (Siebert kick), 2nd, 11:24
AU - Carlson 49 yd field goal, 2nd, 7:16
OU - Mixon 3 yd run (Siebert kick), 2nd, 3:37
AU - Carlson 39 yd field goal, 2nd, 4:1
OU - Westbrook 7 yd pass from Mayfield (Siebert kick), 3rd, 12:39
OU - Mixon 4 yd run (Siebert kick), 3rd, 2:28
OU - Perine 2 yd run (Siebert kick), 4th, 12:40
AU - Harris 1 yd pass from K. Johnson, 4th, :00

	AU	OU
First Downs	22	28
Rushing Att.-Yards	46-185	43-228
Passing Yards	154	296
Passing (C-A-I)	13-27-1	19-28-0
Total Offense	73-339	71-524
Punts-Avg.	5-49.2	3-45.7
Fumbles/Lost	0/0	2/0
Penalty-Yards	6-63	10-100
3rd Down Conv.	5-of-15	5-of-10
Time of Possession	26:42	33:18

RUSHING: (AU) - Pettway 24-101, K. Johnson 9-33, Franklin 5-16, White 3-15, J. Johnson 1-10, Stove 2-8, Cox 1-3 (TD), R. Davis 1-(-1); (OU) - Mixon 19-91 (2 TD), Perine 17-86 (TD), Mayfield 4-34, Westbrook 3-17.
PASSING: (AU) - White 4-10-0-35, J. Johnson 5-9-1-93, Franklin 3-7-0-25, K. Johnson 1-1-0-1 (TD); (OU) - Mayfield 19-28-0-296 (2 TD).
RECEIVING: (AU) - Stove 4-39, Stevens 2-21, Slayton 1-56, K. Davis 1-13, Craig-Myers 1-12, K. Johnson 1-5, Truitt 1-4, Hastings 1-3, Harris 1-1 (TD); (OU) - Westbrook 6-59 (TD), Mixon 5-89, Andrews 3-69 (TD), Lewis 2-40, Mead 2-27, Basquine 1-13.

Attendance: 54,077

Auburn's offense looked good early, mixing things up, moving the ball smartly and scoring on its first drive of the game. Chandler Cox darted in from the 3 to give Auburn a 7-0 lead with 9:04 left in the first quarter.

Daniel Carlson had the next two scores of the first half, a 49-yard field goal to put Auburn up 10-7 with 7:16 left in the second quarter, and a 39-yard field goal about 6 ½ minutes later.

But Oklahoma hit halftime up 14-13 thanks to a 13-yard scoring pass from Baker Mayfield to Mark Andrews, then a 3-yard run by Joe Mixon. Oklahoma outscored Auburn 14-0 in the third quarter.

Then Samaje Perine scored on a 2-yard run to make it 35-13 with 12:40 left in the fourth quarter. Perine would go on to become the Sooners' all-time leading rusher in the fourth quarter, passing Billy Sims.

Oklahoma finished with 524 yards. Auburn had 339.

2018 Chick-fil-A Peach Bowl

Auburn 27
UCF 34

January 1, 2018
Mercedes-Benz Stadium
Atlanta, Georgia

Auburn's bid to win 11 games came up short as the Tigers dropped a 34-27 decision to undefeated UCF in the Chick-fil-A Peach Bowl.

It was a game where Auburn never stopped fighting. After falling behind 13-6 in the first half, the Tigers scored two quick touchdowns in the second half to take back the lead. It began with a 72-yard kickoff return from Noah Igbinoghene that got the crowd at Mercedes-Benz Stadium back in it. Then two plays later, Jarrett Stidham connected with Will Hastings for 26 yards and a touchdown to tie the game. Hastings finished with six receptions for 117 yards, both career highs.

The next time Auburn got the ball, the offense went 82 yards on 10 plays and scored on a four-yard touchdown run from Kerryon Johnson. It was Johnson's 18th rushing score of the season and his 20th touchdown overall. Johnson, who finished with 71 yards rushing on 22 carries, passed Stacy Danley for 11th on Auburn's career rushing list.

UCF responded with back-to-back touchdowns, but Auburn defensive tackle Derrick Brown kept the Tigers in it when he blocked a 23-yard field goal to keep it a one-possession game with less than seven minutes remaining.

Auburn	3	3	14	7	—	27
UCF	0	13	7	14	—	34

AU - Carlson 25 yd field goal, 1st, 7:01
UCF - Wright 33 yd field goal, 2nd, 11:11
UCF - Milton 18 yd run (Wright kick), 2nd 8:51
AU - Carlson 46 field goal, 2nd, 0:45
UCF - Wright 45 yd field goal, 2nd, 0:00
AU - Hastings 26 pass from Stidham (Carlson kick), 3rd, 14:05
AU - Johnson 4 run (Carlson kick), 3rd, 7:55
UCF - Anderson 12 yd pass from Milton (Wright kick), 3rd, 1:30
UCF - Snelson 8 yd pass from Milton (Wright kick), 4th, 11:36
UCF - Burkett 45 yd interception return (Wright kick), 4th, 5:56
AU - Stove 7 yd run (Carlson kick), 4th, 4:12

	AU	UCF
First Downs	28	20
Rushing Att.-Yards	44-90	36-169
Passing Yards	331	242
Passing (C-A-I)	28-43-2	16-35-0
Total Offense	87-421	71-411
Punts-Avg.	5-39.2	5-40.2
Fumbles/Lost	1/1	2/1
Penalty-Yards	8-61	8-74
3rd Down Conv.	9-of-18	6-of-14
Time of Possession	34:15	25:45

RUSHING: (AU) - Johnson 22-71 (TD), Martin 6-24, Stove 3-23 (TD), Barrett 1- -3, Stidham 12- -25; (UCF) - Milton 13-116 (TD), Anderson 11-38, Killins 10-28.
PASSING: (AU) - Stidham 28-43-2-331 (TD); (UCF) - Milton 16-35-0-242 (2 TD).
RECEIVING: (AU) - R. Davis 8-47, Hastings 6-117 (TD), Slayton 5-69, Craig-Myers 3-54, Cox 2-23, Mc-Clain 1-10, Johnson 1-6, Barrett 1-4, Stove 1-1; (UCF) - Smith 5-89, Snelson 4-39 (TD), Akins 2-56, Davis 2-38, Anderson 2-17 (TD), Killins 1-3.

Attendance: 71,109

Even after Stidham threw an interception returned for a touchdown on the following drive, the sophomore QB responded with an impressive six-play, 89-yard drive that made it a one-possession game once again. Eli Stove capped the drive with a seven-yard TD run after Stidham completed three straight passes to Hastings for 61 yards. For the game, Stidham finished 28-43 for 331 yards.

Ultimately, Auburn's comeback bid fell short. The Tigers got down to the UCF 21 with a chance to tie the game, but Stidham's last-gasp attempt was intercepted in the end zone.

It was a disappointing end to a season that included 10 wins, wins over Alabama and Georgia, and a division title. It was also the final game for 19 seniors who left a mark both on and off the field during their time at Auburn.

Auburn Bowl History

2018 Music City Bowl

Auburn
Purdue

63
14

December 28, 2018
Nissan Stadium
Nashville, Tennessee

Auburn won the coin toss, elected to receive and never looked back in a 63-14 win over Purdue in the Franklin American Mortgage Music City Bowl.

The 63 points is a new SEC record for points scored in a bowl game, and the Tigers set a bowl record with 56 of those 63 points in the first half. With Malzahn calling the plays for the first time all season, the offense scored touchdowns on all seven of its first-half drives and finished with 586 total yards.

Stidham completed 15 of 21 passes for 373 yards and a career-best five touchdown passes – which tied the Auburn single-game record. His first touchdown toss came on the third play of the game when he connected with running back JaTarvious Whitlow on a 66-yard touchdown pass to put Auburn on the board first. It was Whitlow who scored again on the next drive, plunging in from two yards out, and after a Javaris Davis interception, the freshman tacked on a third touchdown, a 1-yard run, in the first six minutes to give Auburn the early 21-0 lead.

Auburn	28	28	7	0	—	63
Purdue	7	0	7	0	—	14

AU - Whitlow 66 yd pass from Stidham (Carlson kick), 1st, 13:57
 AU - Whitlow 2 yd run (Carlson kick), 1st, 8:18
 AU - Whitlow 1 yd run (Carlson kick), 1st, 6:59
 Purdue - R. Moore 7 yd run (Evans kick), 1st, 3:25
 AU - Slayton 74 yd pass from Stidham (Carlson kick), 1st, 2:48
 AU - Slayton 52 yd pass from Stidham (Carlson kick), 2nd, 12:54
 AU - Bryant 20 yd INT return (Carlson kick), 2nd, 12:29
 AU - Schwartz 6 yd run (Carlson kick), 2nd, 5:36
 AU - Slayton 34 yd pass from Stidham (Carlson kick), 2nd, 2:01
 AU - R. Davis 5 yd pass from Stidham (Carlson kick), 3rd, 7:16
 Purdue - Blough 22 yd run (Evans kick), 3rd, 5:29

	AU	Purdue
First Downs	24	17
Rushing Att.-Yards	52-208	27-79
Passing Yards	378	184
Passing (C-A-I)	16-23-0	22-38-2
Total Offense	75-586	65-263
Punts-Avg.	1-49.0	6-38.2
Fumbles/Lost	0/0	0/0
Penalty-Yards	3-35	6-60
3rd Down Conv.	7-of-14	5-of-13
Time of Possession	34:11	25:49

RUSHING: (AU) -K. Martin 11-58, Willis 3-52, Shivers 11-33, Gatewood 3-28, Schwartz 4-12 (TD), Whitlow 7-10 (2 TD), Tolbert 6-9, Stidham 1-6, Miller 2-4, Hill 1-(-1), TEAM 3-(-3); (Purdue)- Purdue - M. Jones 10-35, Blough 7-19 (TD), Knox 7-15, R.Moore 3-10 (TD)
PASSING: (AU) -Stidham 15-21-0-373 (5 TD), Gatewood 0-1-0-0, Willis 1-1-0-5; (Purdue)- Blough 22-37-2-184, R. Moore 0-1-0-0
RECEIVING: (AU) -, R. Davis 5-23 (TD), Slayton 3-160 (3 TD), Schwartz 3-50, S. Williams 2-55, Whitlow 1-66 (TD), Cannella 1-16, King 1-8; (Purdue) - R. Moore 11-94, Zico 3-31, M. Jones 3-23, Herdman 3-17, Hopkins 2-19

Attendance: 59,024

finished 78 yards on 12 plays and found the end zone on a 5-yard pass to Ryan Davis, the first touchdown catch of the season for the senior.

2020 Outback Bowl

Auburn
Minnesota

24
31

January 1, 2020
Raymond James Stadium
Tampa, Florida

There were some early fireworks from No. 12 Auburn in the 2020 Outback Bowl, but it wouldn't be enough as the Tigers' bid for 10 wins fell short with a 31-24 loss to No. 18 Minnesota on Wednesday. "Bottom line is they made plays," Auburn head coach Gus Malzahn said. "They made the plays to win the game when the game was on the line, so you have to give them credit.

"We didn't overlook them. I think our guys were ready to play. I think our guys played hard. But they made the plays. We didn't"

Auburn started the game on defense where linebacker K.J. Britt made a tackle for loss on the opening play, and then three plays later, senior cornerback Javaris Davis intercepted Minnesota quarterback Tanner Morgan and returned it 23 yards to the Gophers' 17-yard line. Auburn answered immediately with another big play. This time, it was on special teams as Noah Igbinoehene returned the ensuing kickoff 96 yards for a touchdown. It also matched the longest kickoff return for a touchdown in Outback Bowl history.

Auburn	10	7	7	0	—	24
Minnesota	10	14	0	7	—	31

AU - Carlson 24 yd FG, 1st, 12:17
 MINN - Lantz 40 yd FG, 1st, 6:36
 AU - Igbinoehene 96 yd KOR (Carlson kick), 1st, 6:23
 MINN - Ibrahim 16 yd run, (Lantz kick) 1st, 4:05
 MINN - Witham 1 yd pass from Green (Lantz kick), 2nd, 7:09
 AU - Cannella 37 yd pass from Nix (Carlson kick), 2nd, 4:15
 MINN - Johnson 2 yd pass from Morgan (Lantz kick), 2nd, 0:32
 AU - Whitlow 3 yd run (Carlson kick), 3rd, 5:04
 MINN - Johnson 73 yd pass from Morgan (Lantz kick), 4th, 10:26

	AU	Minnesota
First Downs	13	23
Rushing Att.-Yards	26-56	45-215
Passing Yards	176	2
Passing (C-A-I)	17-27-0	20-30-1
Total Offense	53-232	75-494
Punts-Avg.	4-40.8	5-43.0
Fumbles/Lost	1/0	2/1
Penalty-Yards	5-41	3-20
3rd Down Conv.	3-of-11	4-of-14
Time of Possession	37:35	22:25

RUSHING: (AU) -Whitlow 9-24(TD), Williams 5-13, Nix 6-12, Shivers 3-9, Nigh 1-2, Martin 1-1, Joiner 1-(-5) (Minnesota)-Ibrahim 20-140 (TD), Smith 16-69, Green 3-7, Morgan 3-2, TEAM 3-(-3)
PASSING: (AU) -Nix 17-26-0-176 (Minnesota)- Morgan 19-29-1-278(2 TD), Green 1-1-0-1 (TD)
RECEIVING: (AU) - Schwartz 6-49, Seth Williams 4-29, Hastings 2-14, Wilson 2-12, Cannella 1-37(TD), Nigh 1-24, Stove 1-11 (MINN) - Johnson 12-204 (2 TD), Bateman 3-49, Witham 2-12 (TD), Smith 1-8, Autman-Bell 1-7, Spann-Ford 1-(-1)

Attendance: 65,890

Minnesota scored the next 14 points to take its first lead of the game, but the lead didn't last long as the Auburn offense put together a 7-play, 64-yard drive capped by a 37-yard touchdown pass from Bo Nix to Sal Cannella on a critical 4th-and-5 play.

It was the 16th touchdown pass of the season for Nix, who added to his season-long freshman records at Auburn with 17 completions (217) for 176 yards (2,542) and the lone score (16) Wednesday. Minnesota finally broke through with 10:26 left when Morgan connected with Tyler Johnson for 73 yards and the go-ahead touchdown. Johnson finished with 12 receptions for 204 yards and two touchdowns to earn MVP honors.

Defensively, Jeremiah Dinson led the Tigers with nine tackles. The safety was part of a senior class at Auburn that all opted to play in the bowl game and finish their careers together. That group included Lott IMPACT Trophy winner Derrick Brown, the SEC defensive player of the year, and second team All-American Marlon Davidson. Brown recorded five tackles in what was his final game wearing an Auburn uniform. Highlighted by wins over Alabama and Oregon, Auburn

Auburn Bowl History

2021 Vrbo Citrus Bowl

Auburn 19
Northwestern 35

January 1, 2021
Camping World Stadium
Orlando, Florida

Auburn completed the 2020 season with a 35-19 loss to No. 15 Northwestern in the 75th Vrbo Citrus Bowl at Camping World Stadium on New Year's Day.

The Tigers played without leading rusher Tank Bigsby and several other offensive and defensive starters.

Auburn quarterback Bo Nix completed 25 of 42 passes for 292 yards and a touchdown. Linebackers Owen Pappoe and Zakoby McClain led the defensive effort with 11 tackles each. Jamien Sherwood added 10.

After Pappoe's sack helped force a Northwestern punt, Nix connected down the sideline with Elijah Canion, who stiff-armed a defender for 20 yards en route to his first Auburn touchdown, a 57-yarder that trimmed Northwestern's lead to 14-13 in the middle of the third quarter.

Jaylin Simpson's open-field tackle on fourth down regained possession for Auburn, but the Tigers were forced to punt. The Wildcats added to their lead on quarterback Peyton Ramsey's 30-yard touchdown run to go ahead 21-13 late in the third quarter.

Northwestern (7-2) tackled Nix short of a first down on fourth-and-inches at midfield, then drove 50 yards for a touchdown to take a 28-13 lead. The Tigers were 2-of-13 on third down and 1-for-3 on fourth down while the Wildcats combined to go 10-for-22 on those downs.

After Nix exited with an injury, Auburn fumbled two plays later at its 24-yard line, with Northwestern connecting on an 8-yard touchdown pass on third-and-7 to lead 35-13 in the middle of the fourth quarter.

Nix returned, leading Auburn on a 10-play, 75-yard touchdown drive. D.J. Williams capped the drive with a 2-yard TD run. Auburn's two-point attempt failed to convert.

Auburn trailed 14-6 at half-time after Ramsey threw two first-quarter touchdown passes for a 14-0 lead.

The Tigers outscored the Wildcats 6-0 in the second quarter on a pair of Anders Carlson field goals. After Carlson got Auburn on the board with a 50-yarder with 6:03 left in the half, the Tigers' defense forced a punt after one Northwestern first down.

Auburn drove 72 yards in 15 plays with Carlson connecting from 27 yards out with 17 seconds remaining. In the first half Nix completed 14 passes to 10 receivers on 25 attempts, netting 118 yards.

Auburn held Northwestern to 21 rushing yards on 20 attempts in the first half. Smoke Monday had two tackles for loss and Jaren Handy added one.

Auburn concluded the season with a 6-5 record; Kevin Steele

served as interim coach for the bowl game after Gus Malzahn was let go December 13. New head coach Bryan Harsin assumed leadership of the program after being hired on December 22.

Auburn	0	6	7	6	—	19
Northwestern	14	0	7	14	—	35

NW - Chiaokhiao 35 yd pass from Ramsey (Kuhbender kick) 1st, 11:32
NW - Raine 6 yd pass from Ramsey (Kuhbender kick) 1st, 3:14
AU - Carlson 50 yd field goal 2nd, 6:03
AU - Carlson 27 yd field goal 2nd, 0:17
AU - Canion 57 yd pass from Nix (Carlson kick), 3rd, 8:32
NW - Ramsey 30 yd run (Kuhbender kick) 3rd, 1:34
NW - Porter 1 yd run (Kuhbender kick) 4th, 12:13
NW - Lees 8 yd pass from Ramsey (Kuhbender kick) 4th, 7:49
AU - D.J. Williams 2 yd run (Nix pass failed) 4th, 4:41

TEAM STATISTICS	AU	NU
First Downs	18	25
Rushing Att.-Yards	26-61	51-166
Passing Yards	300	291
Passing (C-A-I)	26-43-0	24-35-0
Total Offense	69-361	86-457
Punts-Avg.	5-47.4	4-45.2
Fumbles/Lost	1/1	0/0
Penalty-Yards	8-75	7-68
3rd Down Conv.	2-13	7-17
Time of Possession	24:18	33:47

INDIVIDUAL STATISTICS
RUSHING: (AU) - Nix 10-32, D. Williams 6-16, Shivers 9-15, J. Pegues 1-(-2); (NW) - Porter 33-98 (TD), Ramsey 10-50 (TD), Brown 3-9, Hull 2-7, Lees 2-5, TEAM 1-(-3)
PASSING: (AU) - Nix 25-42-0-292 (TD), Sandberg 1-1-0-8; (NW) - Ramsey 24-35-0-291 (3 TD)
RECEIVING: (AU) - S. Williams 5-72, Stove 4-29, Canion 3-80 (TD), S. Jackson 3-32, Shenker 3-31, Hudson 3-29, Shivers 2-11, Frazier 1-7, D. Williams 1-5, Capers 1-4; (NW) - Raine 6-76 (TD), Lees 5-57 (TD), Chiaokhiao 3-61 (TD), Porter 3-27, Kirtz 2-20, Niro 2-17, Hull 2-10, Dennis 1-23

Attendance: 8,147

2021 TicketSmarter Birmingham Bowl

Auburn 13
Houston 17

December 28, 2021
Protective Stadium
Birmingham, Alabama

John Samuel Shenker broke Auburn's single-season records for tight end receptions and yards but Houston scored on a late fourth-quarter touchdown pass to win the TicketSmarter Birmingham Bowl 17-13 at sold-out Protective Stadium.

After allowing a touchdown on Houston's opening drive, the Tigers kept the Cougars out of the end zone until Most Valuable Player Clayton Tune threw a 26-yard touchdown pass to Jake Herslow with 3:27 remaining in the game.

Needing to drive 75 yards for a game-winning TD, Tank Bigsby gained 8 yards on Auburn's first play but three straight incompletions ended the possession.

Trailing 10-6 in the third quarter, Auburn drove 78 yards on 11 plays to take a 13-10 lead on T.J. Finley's 12-yard touchdown pass to Kobe Hudson on third-and-goal, helping the Tigers overcome the Cougars' 10-0 first-half lead.

Finley completed 19 of 37 passes for 227 yards and a touchdown. Bigsby led Auburn with 96 rushing yards on 19 carries and 68 receiving yards on five catches, including a career-long 51-yarder that led to Auburn's first points on Ben Patton's 35-yard field goal late in the first half.

The Tigers made two interceptions and a fourth-down stop in the second half, helping turn a 10-3 halftime deficit into a 13-10 lead.

After Hudson's touchdown, Nehemiah Pritchett intercepted Tune but a long return was negated by a targeting penalty on a block by Smoke Monday, costing Auburn 50 yards of field position.

In his final Auburn game, Chandler Wooten led the Tigers with 12 tackles, including a fourth-down stop early in the fourth quarter, and an interception on a double pass midway through the final period.

Shenker made two clutch grabs to set the records, a third-down conversion in the first half and a 41-yard gain on Auburn's touchdown drive that passed Fred Baxter's 391 yards in 1991.

Trailing 10-3 at the half, Auburn came out hot to start the third quarter. After Finley began the drive with a 9-yard pass to Shedrick Jackson, Bigsby rushed for 15 and 32 yards on successive plays to set up Patton's 35-yard field goal that trimmed Houston's lead to 10-6.

Houston drove 87 yards on 12 plays on the game's opening possession, taking a 7-0 lead on Tune's 5-yard touchdown pass to Alton McCaskill.

In the second quarter Auburn drove 55 yards on 12 plays but video review overturned a fourth-and-3 completion at Houston's 21-yard line. The Cougars then drove 45 yards and took a 10-0 lead on Dalton Witherspoon's 52-yard field goal.

Houston	7	3	0	7	—	17
Auburn	0	3	10	0	—	13

UH - McCaskill 5-yard pass from Tune (Witherspoon kick), 1st, 8:46
UH - Witherspoon 52-yd FG, 2nd, 6:58
AU - Patton 27 yd field goal, 2nd, 3:10
AU - Patton 35-yd field goal, 3rd, 12:12
AU - Hudson 12-yd pass from Finley (Patton Kick), 3rd, 3:52
UH - Herslow 26-yard pass from Tune (Witherspoon kick), 4th, 3:27

TEAM STATISTICS	UH	AU
First Downs	19	15
Rushing Att.-Yards	26-115	29-125
Passing Yards	283	227
Passing (C-A-I)	26-41-2	19-37-0
Total Offense	67-398	66-352
Punts-Avg.	4-35.8	6-38.3
Fumbles/Lost	2-0	0/0
Penalty-Yards	3-35	0/0
3rd Down Conv.	6-14	3-15
Time of Possession	29:50	30:10

INDIVIDUAL STATISTICS
RUSHING: (UH) - McCaskill 14-78, Tune 7-51, Henry 2-(-2), TEAM 3-(-4) (AU) - Bigsby 16-96, M. Johnson 2-24, Hunter 5-17, J. Johnson 2-2, Shenker 1-1, TEAM 1-(-3), Robertson 1-(-5), Finley 2-(-7)
PASSING: (UH) - Tune 26-40-1 (2 TD), Green 0-1-1 (AU) - Finley 19-37-0 (TD)
RECEIVING: (UH) - Dell 10-150, Herslow 5-65 (TD), McCaskill 4-15 (TD), Trahan 3-30, Singleton 2-17, Henry 2-6 (AU) - Bigsby 5-68, Shenker 5-54, Hudson 4-57 (TD), Robertson 2-15, Jackson 2-13, J. Johnson 1-20

Attendance: 47,100

Auburn In The NFL

ADAMS, Darvin, WR - Carolina Panthers (2011)
ADAMS, Montravius, DT - Green Bay Packers (2017-20), New England Patriots (2021), New Orleans Saints (2021), Pittsburgh Steelers (2021-23)
AGEE, Tommie, FB - Seattle Seahawks (1988), Kansas City Chiefs (1989), Dallas Cowboys (1990-94)
ALFORD, Mike, C - St. Louis Cardinals (1965), Detroit Lions (1966)
ANDERSON, Willie, T - Cincinnati Bengals (1996-2007), Baltimore Ravens (2008)
ANDREWS, William, RB - Atlanta Falcons (1979-83, 1986)
ARIAAL, David 'Gump,' E - Brooklyn Dodgers (1934), Cincinnati Reds (1934)
AROMASHODU, Devin, WR - Indianapolis Colts (2006-07), Chicago Bears (2008-10), Minnesota Vikings (2011-12)
ARTIS-PAYNE, Cameron, RB - Carolina Panthers (2015-18)
ASHLEY, Calvin, OL - Tampa Bay Buccaneers (2021)
ATKINS, Billy, DB - San Francisco 49ers (1958-59), Buffalo Bills (1960-61, 63), New York Titans/Jets (1962-63), Denver Broncos (1964)
ATKINS, George, G - Detroit Lions (1955)
AUGHTMAN, Dowe, DT - Dallas Cowboys (1984)

BAILEY, Karsten, WR - Seattle Seahawks (1999-00), Green Bay Packers (2002-03)
BAILEY, Thomas, WR - Cincinnati Bengals (1995)
BAKER, Robert, WR - Miami Dolphins (1999-03)
BANKS, Tom, C - St. Louis Cardinals (1971-80)
BARBER, Peyton, RB - Tampa Bay Buccaneers (2016-19); Washington Football Team (2020-21), Las Vegas Raiders (2021)
BARLOW, Corey, CB - Philadelphia Eagles (1993)
BATES, Daren, LB - St. Louis Rams (2013-15), Oakland Raiders (2016); Tennessee Titans (2017-20), Atlanta Falcons (2021)
BAXTER, Fred, TE - New York Jets (1993-00), Chicago Bears (2001-02), New England Patriots (2002-03), Washington Redskins (2004)
BEASLEY, Fred, RB - San Francisco 49ers (1998-05),
BEASLEY, Terry, WR - San Francisco 49ers (1972, 74-75)
BEAUFORD, Clayton, WR - Cleveland Browns (1987)
BERNICH, Ken, LB - New York Jets (1975)
BEVERLY, David, P - Houston Oilers (1974-75), Green Bay Packers (1975-80)
BIGSBY, Tank, RB - Jacksonville Jaguars (2023)
BILLINGS, Montez, WR - New Orleans Saints (2010)
BIRONAS, Rob, K - Tennessee Titans (2005-13)
BLACKSON, Angelo, DL - Tennessee Titans (2015-16), Houston Texans (2017-19), Arizona Cardinals (2020), Chicago Bears (2021-22), Baltimore Ravens (2023)
BLAKE, Emory, WR - St. Louis Rams (2013-14)
BLUE, Forrest, C - San Francisco 49ers (1968-74), Baltimore Colts (1975-78)
BOLTON, Scott, WR - Green Bay Packers (1988)
BOOKER, Dante, DT - Indianapolis Colts (2003)
BOSTIC, James, RB - Philadelphia Eagles (1998-99)
BRACKETT, M.L., G - Chicago Bears (1956-57), New York Giants (1958)
BRAY, Quan, WR - Indianapolis Colts (2015-17)
BRITT, K.J., LB - Tampa Bay Buccaneers (2021-23)
BROCK, Eric, DB - Atlanta Falcons (2008)
BROOKS, James, RB - San Diego Chargers (1981-83), Cincinnati Bengals (1984-91), Cleveland Browns (1992), Tampa Bay Buccaneers (1992)
BROWN, Derrick, DT - Carolina Panthers (2020-23)
BROWN, Mark, LB - New York Jets (2003-05)
BROWN, Ronnie, RB - Miami Dolphins (2005-10), Philadelphia Eagles (2011), San Diego Chargers (2012-13), Houston Texans (2014)
BRUCE, Aundray, LB - Atlanta Falcons (1988-91), LA/Oakland Raiders (1992-98)
BULGER, Chester, T - Chicago Cardinals (1942-43, 45-49), Pittsburgh Steelers (1944), Detroit Lions (1950)
BURKETT, Jackie, LB - Baltimore Colts (1961-66), New Orleans Saints (1967, 70), Dallas Cowboys (1968-69)
BURSON, Jimmy, DB - St. Louis Cardinals (1963-67), Atlanta Falcons (1968)
BYNES, Josh, LB - Baltimore Ravens (2011-14); Detroit Lions (2014-16); Arizona Cardinals (2017-18); Baltimore Ravens (2019); Cincinnati Bengals (2020); Carolina Panthers (2021); Baltimore Ravens (2021-23)

CAMPBELL, Jason, QB - Washington Redskins (2005-09), Oakland Raiders (2010-11), Chicago Bears (2012), Cleveland Browns (2013), Cincinnati Bengals (2014)
CARLSON, Anders, K - Green Bay Packers (2023)
CARLSON, Daniel, K - Minnesota Vikings (2018), Oakland/Las Vegas Raiders (2018-23)
CARR, Gregg, LB - Pittsburgh Steelers (1985-88)
CARSON, Leonardo, DT - San Diego Chargers (2000-03), Dallas Cowboys (2003-04)
CARTER, Tim, WR - New York Giants (2002-06), Cleveland Browns (2007), St. Louis Rams (2009)
CHEATHAM, Lloyd, QB - Chicago Cardinals (1942)
CHEEK, Richard, G - Buffalo Bills (1970)
CHILDRESS, Joe, RB - Chicago/St. Louis Cardinals (1956-60, 62-65)

CLANTON, Chuck, DB - Green Bay Packers (1985)
CLAYTON, Zach, DT - Tennessee Titans (2011-12)
COATES, Sammie, WR - Pittsburgh Steelers (2015-16), Cleveland Browns (2017), Houston Texans (2018)
COCHRAN, Tom 'Bull,' B - Washington Redskins (1949)
CODY, Bill, LB - Detroit Lions (1966), New Orleans Saints (1967-70), Philadelphia Eagles (1972)
COE, Nick, DL - Miami Dolphins (2020)
COLBERT, Lewis, P - Kansas City Chiefs (1986-87), San Diego Chargers (1989)
COLEMAN, Antonio, LB - Buffalo Bills (2010-11), Arizona Cardinals (2012)
COLEMAN, Shon, OL - Cleveland Browns (2016-18), San Francisco 49ers (2018-21)
COUNTESS, Blake, DB - Los Angeles Rams (2016-18); New York Jets (2019); Philadelphia Eagles (2020-21); Los Angeles Rams (2021)
COWART, Byron, OL - New England Patriots (2019-21), Indianapolis Colts (2022), Houston Texans (2023)
COX, Chandler, RB - Miami Dolphins (2019-20)
CRAIG, Dameyune, QB - Carolina Panthers (1998-01), Washington Redskins (2002)
CREMER, Ted, E - Detroit Lions (1946-48), Green Bay Packers (1948)
CRIBBS, Joe, RB - Buffalo Bills (1980-83, 85), San Francisco 49ers (1986-87), Indianapolis Colts (1988), Miami Dolphins (1988)
CRITTENDEN, Monreko, T - Baltimore Ravens (2004)
CURRY, DeMarcus, T - Tampa Bay Buccaneers (2000-01)

D'AGOSTINO, Frank, G - Philadelphia Eagles (1956), New York Jets (1960)
DANJEAN, Ernie, LB - Green Bay Packers (1957)
DANSBY, Karlos, LB - Arizona Cardinals (2004-09), Miami Dolphins (2010-12), Arizona Cardinals (2013), Cleveland Browns (2014-15), Cincinnati Bengals (2016); Arizona Cardinals (2017)
DAVIDSON, Marlon, DL - Atlanta Falcons (2020-22), San Francisco 49ers (2023)
DAVIS, Carlton, DB - Tampa Bay Buccaneers (2018-23)
DAVIS, Chris, DB - San Diego Chargers (2014), San Francisco 49ers (2015-16)
DAVIS, Javaris, DB - Miami Dolphins (2020-21)
DAVIS, Stephen, RB - Washington Redskins (1996-02), Carolina Panthers (2003-05), St. Louis Rams (2006)
DAVIS, Tristan, RB - Miami Dolphins (2010), Washington Redskins (2011-13)
DEAL, Rufus, B - Washington Redskins (1942)
DEAN, Jamel, DB - Tampa Bay Buccaneers (2019-23)
DEL GRECO, Al, K - Green Bay Packers (1984-87), St. Louis/Phoenix Cardinals (1987-90), Houston/Tennessee Oilers/Titans (1991-00)
DIAMOND, Lorenzo, TE - Arizona Cardinals (2003-04)
DRISCOLL, Jack, OL - Philadelphia Eagles (2020-23)
DUCKWORTH, TIM, G - New Orleans Saints (2007, 2009-10)
DUCOTE, R.J., RB - Cleveland Tigers (1920)
DUNLAP, King, OT - Philadelphia Eagles (2008-12), San Diego Chargers (2013-16)
DUNN, Casey, OL - Washington Redskins (2018)

EDWARDS, Dave, LB - Dallas Cowboys (1963-75)
EVANS, Heath, FB - Seattle Seahawks (2001-04), Miami Dolphins (2005), New England Patriots (2006-08), New Orleans Saints (2009-10)

FAIRLEY, Nick, DT - Detroit Lions (2011-14); St. Louis Rams (2015), New Orleans Saints (2016-17)
FANNIN, Mario, RB - Denver Broncos (2011-12)
FLOYD, Eric, OL - San Diego Chargers (1990-91), Philadelphia Eagles (1992-93), Arizona Cardinals (1995)
FORD, Dee, DE - Kansas City Chiefs (2014-18), San Francisco 49ers (2019-21)
FORD, Johnathan "Rudy", DB - Arizona Cardinals (2017-19); Philadelphia Eagles (2019-20); Jacksonville Jaguars (2021), Green Bay Packers (2023)
FRANKLIN, Byron, WR - Buffalo Bills (1981, 83-84), Seattle Seahawks (1985-87)
FRANKLIN, John III, WR/DB - Chicago Bears (2018); Tampa Bay Buccaneers (2019-20)
FRAZIER, Wayne, C - San Diego Chargers (1962), Houston Oilers (1965), Kansas City (1966-67), Buffalo Bills (1967)
FREDERICKSON, Tucker, FB - New York Giants (1965, '67-71)
FREEMAN, Bobby, B - Cleveland Browns (1957-58), Green Bay Packers (1959), Philadelphia Eagles (1960-61), Washington Redskins (1962)
FULLER, Mike, S - San Diego Chargers (1975-80), Cincinnati Bengals (1981-82)
FULLWOOD, Brent, RB - Green Bay Packers (1987-90), Cleveland Browns (1990)

GANDY, Wayne, OT - Los Angeles/St. Louis Rams (1994-98), Pittsburgh Steelers (1999-02), New Orleans Saints (2003-05), Atlanta Falcons (2006-08)
GATSKI, Frank, C - Cleveland Browns (1946-56), Detroit Lions (1957)
GHERSANICH, Vernon, G - Chicago Cardinals (1943)
GOFF, Robert, DT - Tampa Bay Buccaneers (1988-89), New Orleans Saints (1990-95), Minnesota Vikings (1996)

Auburn In The NFL

GOODSON, Tyrone, WR - Green Bay Packers (1999-2000), Washington Redskins (2001)
GRANT, Corey, RB - Jacksonville Jaguars (2015-18)
GRAY, Chris, G - Miami Dolphins (1993-96), Chicago Bears (1997), Seattle Seahawks (1998-2007)
GREEN, Tyronne, OG - San Diego Chargers (2009-12), New England Patriots (2013), Dallas Cowboys (2014), Carolina Panthers (2015)
GREENE, A.J., OT - Chicago Bears (2012)
GREENE, Kevin, LB - Los Angeles Rams (1985-92), Pittsburgh Steelers (1993-95), Carolina Panthers (1996, 1998-99), San Francisco 49ers (1997)
GROSS, Andy, G - New York Giants (1967-68)
GROSS, George, DT - San Diego Chargers (1963-67)
GROSS, Lee, C - New Orleans Saints (1975-77), Baltimore Colts (1979)
GROVES, Quentin, DE - Jacksonville Jaguars (2008-09), Oakland Raiders (2010-11), Arizona Cardinals (2012), Cleveland Browns (2013-14), Houston Texans (2014), Tennessee Titans (2014-15)
GRUBBS, Ben, G - Baltimore Ravens (2007-11), New Orleans Saints (2012-14), Kansas City Chiefs (2015)
GUNN, Marquies, DE - New York Giants (2007)

HALL, Derick, DE - Seattle Seahawks (2023)

HARRIS, Anthony, LB - Miami Dolphins (1996-99)
HARRIS, Bob, LB - St. Louis Cardinals (1983-85), Kansas City Chiefs (1987)
HARRIS, Josh, LS - Atlanta Falcons (2012-21); Los Angeles Chargers (2023)
HARRISON, Max, E - New York Giants (1940)
HERRING, Hal, LB - Cleveland Browns (1950-52)
HERRING, Will, LB - Seattle Seahawks (2007-10), New Orleans Saints (2011-13), St. Louis Rams (2014-15)
HILL, Dave, OT - Kansas City Chiefs (1963-74)
HILL, Forrest, LS - Indianapolis Colts (2016)
HILL, Nate, DE - Green Bay Packers (1988), Miami Dolphins (1988)
HOBBS, Kevin, DB - Seattle Seahawks (2007-08), Detroit Lions (2009), Miami Dolphins (2010)
HOLLAND, Jeff, DE/OLB - Denver Broncos (2018), Atlanta Falcons (2021)
HOLMES, Jaret, PK - Chicago Bears (1999), New York Giants (2000), Jacksonville Jaguars (2001)
HOLSEY, Joshua, DB - Washington Redskins (2017-18)
HORTON, Mike, OL - Carolina Panthers (2020-21)
HOOD, Roderick, DB - Philadelphia Eagles (2003-06), Arizona Cardinals (2007-08), Tennessee Titans (2009-10)
HUDSON, John, G - Philadelphia Eagles (1991-95), New York Jets (1996-99), Baltimore Ravens (2000)
HUMPHREY, Donnie, DE - Green Bay Packers (1984-86)
HUNT, Bobby, DB - Kansas City Chiefs (1963-67), Cincinnati Bengals (1968-69)
HURSTON, Chuck, DE - Kansas City Chiefs (1965-70), Buffalo Bills (1971)
HYATT, Fred, WR - St. Louis Cardinals (1968-72), New Orleans Saints (1973), Washington Redskins (1973)

IGBINOGHENE, Noah, DB -- Miami Dolphins (2020-23)

IRONS, David, CB - Atlanta Falcons (2007-08)
IRONS, Kenny, RB - Cincinnati Bengals (2007)

JACKSON, Bo, RB - Los Angeles Raiders (1987-90)
JACKSON, Calvin, DB - Miami Dolphins (1994-99)
JACKSON, Jeff, LB - Atlanta Falcons (1984-85), San Diego Chargers (1987-88)
JACKSON, Shedrick, WR - Cincinnati Bengals (2023)
JACKSON, TJ, NG - Atlanta Falcons (2006-07), Kansas City Chiefs (2008)
JACOBS, Brandon, RB - New York Giants (2005-11, 2013), San Francisco 49ers (2012)
JAMES, Jeno, G - Carolina Panthers (2000-03), Miami Dolphins (2005-06)
JAMES, Lionel, RB - San Diego Chargers (1984-88)
JESSIE, Tim, RB - Washington Redskins (1987)
JOHNSON, Chuckie, DT - Phoenix Cardinals (1993)
JOHNSON, Kerryon, RB - Detroit Lions (2018-20), Philadelphia Eagles (2021), San Francisco 49ers (2021)
JOHNSON, Robert, TE - Chicago Bears (2003), Washington Redskins (2005)
JOHNSON, Rudi, RB - Cincinnati Bengals (2001-07), Detroit Lions (2008)
JOHNSON, Spencer, DT - Minnesota Vikings (2005-07), Buffalo Bills (2008-12)
JONES, Jonathan, DB - New England Patriots (2016-23)
JORDAN, David, G - New York Giants (1984-85), Tampa Bay Buccaneers (1987)
JOSEPH, James, RB - Philadelphia Eagles (1991-94), Cincinnati Bengals (1995)

KILGORE, Jon, P - Los Angeles Rams (1965-67), Chicago Bears (1968), San Francisco 49ers (1969)
KING, Brandon, DB - New England Patriots (2015-21)
KING, David, DB - San Diego Chargers (1985), Green Bay Packers (1987)

KING, Ed, G - Cleveland Browns (1991-93), New Orleans Saints (1995-97)
KOLEN, Mike, LB - Miami Dolphins (1970-77)

LAMBERT, DaVonte, DL - Tampa Bay Buccaneers (2016-17)
LANDRUM, Chris, LB - San Diego/Los Angeles Chargers (2016, 2018), Houston Texans (2019)
LAWRENCE, Devaroe, DT - New Orleans Saints (2017), Cleveland Browns (2018-19), Washington Football Team (2020-21)
LAWSON, Carl, DE - Cincinnati Bengals (2017-20), New York Jets (2021-23)
LEE, Patrick, CB - Green Bay Packers (2008-11), Oakland Raiders (2012), Detroit Lions (2012)
LEMONIER, Corey, LB - San Francisco 49ers (2013-16), Cleveland Browns (2016), New York Jets (2016)
LEOTA, Eku, DE - Carolina Panthers (2023)
LINCOLN, Alex, LB - San Francisco 49ers (2001-02)
LOUIS, Ricardo, WR - Cleveland Browns (2016-18), Miami Dolphins (2019)

MANNING, Tashawn, OL - Baltimore Ravens (2023)

MARKS, Sen'Derrick, DT - Tennessee Titans (2009-12), Jacksonville Jaguars (2013-16)
MARSHALL, Nick, DB - Jacksonville Jaguars (2015), New York Jets (2016)
MARTIN, Chris, LB - New Orleans Saints (1983), Minnesota Vikings (1984-88), Kansas City Chiefs (1988-92), Los Angeles Rams (1993-94)
MASON, Tre, RB - St. Louis/Los Angeles Rams (2014-16)
MATTHEWS, Tray, DB - Minnesota Vikings (2018), Indianapolis Colts (2018)
McCALEBB, Onterio, DB - Cincinnati Bengals (2013-14)
McCALL, Reese, TE - Baltimore Colts (1978-82), Detroit Lions (1983-85)
McCLOVER, Stanley, DE - Carolina Panthers (2006-07), Houston Texas (2008)
McCREARY, Roger, DB - Tennessee Titans (2022-23)
McFADDEN, Walter, DB - Oakland Raiders (2010)
McGEE, Dell, DB - Arizona Cardinals (1998)
McGEEVER, John, DB - Denver Broncos (1962-65), Miami Dolphins (1966)
McINTYRE, Jeris, WR - Kansas City Chiefs (2004-05)
McINTYRE, Secdrick, RB - Atlanta Falcons (1977)
McKINZY, Cassanova, LB - Los Angeles Rams (2016), Washington Redskins (2018-19)
McLEOD, Kevin, RB - Tampa Bay Buccaneers (1999), Green Bay Packers (2002), Cleveland Browns (2002)
McNEILL, Marcus, OT - San Diego Chargers (2006-11)
MEEKS, Bob, C - Denver Broncos (1993)
MIDDLETON, Dave, E - Detroit Lions (1955-60), Minnesota Vikings (1961)
MIDDLETON, Ron, TE - Atlanta Falcons (1986-87), Washington Redskins (1988, 90-93), Cleveland Browns (1989), Los Angeles Rams (1994), San Diego Chargers (1995)
MILLER, Pat, OL - San Francisco 49ers (2015), Jacksonville Jaguars (2016)
MILLS, Javor, DE - Jacksonville Jaguars (2002-03), Indianapolis Colts (2005)
MINCY, Jonathon, DB - Atlanta Falcons (2015), Chicago Bears (2018)
MITCHELL, Alvin, FB - Tampa Bay Buccaneers (1989)
MIX, Anthony, WR - New York Giants (2006-07), Washington Redskins (2007)
MONCRIEF, Derrick, LB - Los Angeles Rams (2020), Los Angeles Chargers (2021)
MONDAY, Smoke, DB - New Orleans Saints (2022-23)
MOORE, Alton, DE - Arizona Cardinals (2002-03)
MORROW, Harold, RB - Minnesota Vikings (1996-02), Baltimore Ravens (2003-04), Arizona Cardinals (2005)
MOSLEY, Brandon, OT - New York Giants (2012-14)

NELSON, Edmund, DE - Pittsburgh Steelers (1982-87), New England (1988)
NEWTON, Cam, QB - Carolina Panthers (2011-19), New England Patriots (2020), Carolina Panthers (2021)
NOWLAND, Ben, C - Washington Redskins (2004-05)
NUGENT, Dan, G - Washington Redskins (1976-78, 80)

OBOMANU, Ben, WR - Seattle Seahawks (2006-12), New York Jets (2013)
O'DONOGHUE, Neil, K - Buffalo Bills (1977), Tampa Bay Buccaneers (1978-79), St. Louis Cardinals (1980-85)
OGLETREE, Craig, LB - Cincinnati Bengals (1990)

PALMER, Jonathan, G - Oakland Raiders (2007), Arizona Cardinals (2010)
PAPPOE, Owen, LB - Arizona Cardinals (2023)
PARKEY, Cody, PK - Philadelphia Eagles (2014-15), Cleveland Browns (2016), Miami Dolphins (2017), Chicago Bears (2018), Tennessee Titans (2019), Cleveland Browns (2020), New Orleans Saints (2021)
PARKS, Jeff, TE - Houston Oilers (1986-87), Tampa Bay Buccaneers (1988)
PEOPLES, George, RB - Dallas Cowboys (1982), New England Patriots (1983), Tampa

Auburn In The NFL

Bay Buccaneers (1984-85)
PETERS, Jordyn, DB - New York Jets (2021), New York Giants (2021)
PHILLIPS, Jim, E - Los Angeles Rams (1958-64), Minnesota Vikings (1965-67)
PORTER, Kevin, S - Kansas City Chiefs (1988-1992), New York Jets (1992)
POUNDS, Tavarreus, LB - Carolina Panthers (2002)
POWERS, Jerraud, CB - Indianapolis Colts (2009-12), Arizona Cardinals (2013-15), Baltimore Ravens (2016)
PRICE, Jim, LB - New York Jets (1963), Denver Broncos (1964)
PROSCH, Jay, FB - Houston Texans (2014-18)
PUCILLO, Mike, G - Buffalo Bills (2002-04), Cleveland Browns (2005), Washington Redskins (2006-07)

RATLIFF, Jeremiah "Jay", NT - Dallas Cowboys (2005-13), Chicago Bears (2013-15)
REDMON, Anthony, G - Arizona Cardinals (1994-97), Carolina Panthers (1998-99), Atlanta Falcons (2000)
REED, Trovon, DB - San Diego/Los Angeles Chargers (2016), Seattle Seahawks (2018)
REESE, Quinton, DE - San Diego Chargers (2000)
REEVES, Walter, TE - Phoenix Cardinals (1989-93), Cleveland Browns (1994-95) San Diego Chargers (1996)
RICE, Ken, G - Buffalo Bills (1961, 63), Oakland Raiders (1964-65), Miami Dolphins (1966-67)
RICHARDSON, Tony, RB - Kansas City Chiefs (1995-05), Minnesota Vikings (2006-07), New York Jets (2008-10)
RILEY, Victor, OT - Kansas City Chiefs (1998-01), New Orleans Saints (2002-04), Houston Texans (2005)
ROBINSON, Gerald, DE - Minnesota Vikings (1986-87), San Diego Chargers (1989-90), Los Angeles Rams (1991-94)
ROBINSON, Greg, OL - St. Louis/Los Angeles Rams (2014-16), Detroit Lions (2017), Cleveland Browns (2018-19)
ROBINSON, Travaris, DB - Atlanta Falcons (2003), Tampa Bay Buccaneers (2003)
ROCKER, David, DT - Los Angeles Rams (1991-94)
ROCKER, Tracy, DT - Washington Redskins (1989-90)
ROGERS, Carlos, DB - Washington Redskins (2005-10), San Francisco 49ers (2011-13), Oakland Raiders (2014)
ROGERS, Lamar, DE - Cincinnati Bengals (1991-92)
ROLAND, Benji, DE - Tampa Bay Buccaneers (1990)
ROSE, George, DB - Minnesota Vikings (1964-66), New Orleans Saints (1967)
ROTON, Herbert, E - Philadelphia Eagles (1937)
RUSSELL, Bo, T - Washington Redskins (1939-40)
RUSSELL, Dontavious, DL - Jacksonville Jaguars (2019-20)

SANDERS, Frank, WR - Arizona Cardinals (1995-02), Baltimore Ravens (2003)
SCHWARTZ, Anthony, WR - Cleveland Browns (2021-23)
SEARS, Colin, OT - Dallas Cowboys (2001)
SELBY, Rob, OL - Philadelphia Eagles (1991-94), Arizona Cardinals (1995-97)
SHELLING, Chris, DB - Cincinnati Bengals (1995-96), Atlanta Falcons (1997)
SHENKER, John Samuel, TE - Las Vegas Raiders (2023)
SHERWOOD, Jamien, DB - New York Jets (2021-23)
SIDLE, Jimmy, TE/RB - Atlanta Falcons (1966)
SIMMONS, Kendall, G - Pittsburgh Steelers (2002-08)
SIMPSON, Howard, OT - Minnesota Vikings (1964)
SIMS, Pat, DT - Cincinnati Bengals (2008-12), Oakland Raiders (2013-14), Cincinnati Bengals (2015-17)
SIPOSS, Arryn, P - Detroit Lions (2020), Philadelphia Eagles (2021-23)
SIVELL, Jim, G - Brooklyn Dodgers (1938-44), New York Giants (1944-45)
SLADE, Chad, OL - Houston Texans (2015-18), New York Giants (2019-20)
SLAYTON, Darius, WR - New York Giants (2019-23)
SMITH, Braden, OL - Indianapolis Colts (2018-23)
SMITH, Brian, LB - Los Angeles Rams (1989-90)
SMITH, Doug, DT - Houston Oilers (1985-92)
SMITH, Mark, DL - Arizona Cardinals (1997-00), Cleveland Browns (2001-02)
SMITH, Zeke, LB/G - Baltimore Colts (1960), New York Giants (1961)
SPIKES, Takeo, LB - Cincinnati Bengals (1998-02), Buffalo Bills (2003-06), Philadelphia Eagles (2007), San Francisco 49ers (2008-10), San Diego Chargers (2011-12)
STALLWORTH, Ron, DE - New York Jets (1989-90)
STEWART, Curtis, RB - Dallas Cowboys (1989)
STIDHAM, Jarrett, QB - New England Patriots (2019-21), Las Vegas Raiders (2022), Denver Broncos (2023)
SULLIVAN, Pat, QB - Atlanta Falcons (1972-75)
SUTTON, Mickey, S - Houston Oilers (1966)
SUTTON, Ricky, DL - Pittsburgh Steelers (1993)

TAMBURELLO, Ben, C/G - Philadelphia Eagles (1987-90)
TATE, Ben, RB - Houston Texans (2010-13), Cleveland Browns (2014), Pittsburgh Steelers (2015)
TAYLOR, Courtney, WR - Seattle Seahawks (2007-08)
TAYLOR, Erquiet, G - Staten Island Stapletons (1931)
TAYLOR, Ryan, LB - Cleveland Browns (2000)
THEREZIE, Robenson, DB - Atlanta Falcons (2015-16), New Orleans Saints (2016), Cincinnati Bengals (2017)
THOMAS, Ben, DE - New England Patriots (1985-86), Green Bay Packers (1986), Pittsburgh Steelers (1988), Atlanta Falcons (1989), Los Angeles Rams (1991)
THOMAS, Daniel, DB - Jacksonville Jaguars (2020-23)
THOMAS, Dontarrious, LB - Minnesota Vikings (2004-08)
THOMAS, Roc, RB - Minnesota Vikings (2018)
THORNTON, Jack, LB - Miami Dolphins (1966)
THORPE, Neiko, DB - Kansas City Chiefs (2012-13), Oakland Raiders (2014-15), Seattle Seahawks (2016-20)
TIDWELL, Travis, QB - New York Giants (1950-51)
TILLMAN, Lawyer, WR/TE - Cleveland Browns (1989, 92-93), Carolina Panthers (1995)
TORBOR, Reggie, DE - New York Giants (2004-07), Miami Dolphins (2008-10), Buffalo Bills (2011)

UECKER, Keith, OT - Denver Broncos (1982-83), Green Bay Packers (1984-85, 87-88, 90-91)
UZOMAH, C.J., TE - Cincinnati Bengals (2015-21); New York Jets (2022-23)

WALKER, Gary, DE - Houston/Tenn. Oilers/Titans (1995-98), Jacksonville Jaguars (1999-01), Houston Texans (2002-05)
WALLACE, Cooper, TE - Tennessee Titans (2006)
WALLACE, Steve, OT - San Francisco 49ers (1986-96), Kansas City Chiefs (1997)
WANOGHO, Prince Tega, OL - Philadelphia Eagles (2020), Kansas City Chiefs (2020-23)
WARREN, Frank, NT - New Orleans Saints (1981-89, '91-94)
WASHINGTON, Marcus, LB - Indianapolis Colts (2000-03), Washington Redskins (2004-08)
WEST, Ed, TE - Green Bay Packers (1984-94), Philadelphia Eagles (1995-96), Atlanta Falcons (1997)
WESTERMAN, Christian, OL - Cincinnati Bengals (2016-18)
WHITE, Stan, QB - New York Giants (1994-97)
WHITEHEAD, Jermaine, DB - San Francisco 49ers (2015), Baltimore Ravens (2015), Green Bay Packers (2016-18), Cleveland Browns (2019)
WHITEHEAD, Willie, DE - New Orleans Saints (1999-06)
WILHITE, Jonathan, DB - New England Patriots (2008-10), Denver Broncos (2011), Chicago Bears (2012)
WILLIAMS, Carnell, RB - Tampa Bay Buccaneers (2005-10), St. Louis Rams (2011)
WILLIAMS, D'haquille, WR - Buffalo Bills (2019-20)
WILLIAMS, Gerald, DE - Pittsburgh Steelers (1986-94), Carolina Panthers (1995-97), Green Bay Packers (1997)
WILLIAMS, Seth, WR - Denver Broncos (2021), Jacksonville Jaguars (2022-23)
WILLIAMS, Tex, G - Philadelphia Eagles (1942)
WILLIAMS, Travis, LB - Atlanta Falcons (2006-07)
WILLINGHAM, Larry, DB - St. Louis Cardinals (1971-72)
WILLIS, Chester, RB - Oakland/Los Angeles Raiders (1981-84)
WILLIS, Horace, DB - Minnesota Vikings (2003-04)
WILLIS, James, LB - Green Bay Packers (1993-94), Philadelphia Eagles (1995-98)
WILLIS, Malik, QB - Tennessee Titans (2022-23)
WILSON, Jerry, E - Philadelphia Eagles (1959-60), San Francisco 49ers (1960)
WOOD, Dick, QB - San Diego Chargers (1962), Denver Broncos (1962), New York Jets (1963-64), Oakland Raiders (1965), Miami Dolphins (1966)
WOODEN, Colby, DL - Green Bay Packers (2023)
WOODS, Chris, WR - Los Angeles Raiders (1987-88), Denver Broncos (1989)
WOOTEN, Chandler, LB - Arizona Cardinals (2022), Carolina Panthers (2022-23)
WRIGHT, Alexander, WR - Dallas Cowboys (1990-92), Los Angeles Raiders (1992-94), St. Louis Rams (1995-96)
WRIGHT, Gabe, DL - Detroit Lions (2015-16), Cleveland Browns (2016), Miami Dolphins (2017), Oakland Raiders (2018), Washington FT 202

YOUNG, Avery, OL - New Orleans Saints (2016)

ZIEMBA, Lee, OT - Carolina Panthers (2011-12), Indianapolis Colts (2012)
ZIERER, Kilian, OL - Houston Texans (2023)
ZOFKO, Mickey, RB - Detroit Lions (1971-74), New York Giants (1974)

Bold - On roster as of July 7, 2023

Auburn In The NFL Draft

Year	Rnd	Pick	Name, Pos.	Team	Year	Rnd	Pick	Name, Pos.	Team
1937	4	31	Walt Gilbert, B	Philadelphia Eagles	1961	1	8	Ken Rice, T	St. Louis Cardinals
	8	76	Joel Eaves, E	Boston Braves		3	31	Billy Wilson, T	St. Louis Cardinals
1938	8	83	Jim Sivell, G	Brooklyn Dodgers		5	62	Ed Dyas, B	Baltimore Colts
1939	6	68	Bo Russell, T	Washington Redskins		16	216	Wayne Frazier, C	Chicago Bears
1940	20	184	Milt Howell, G	Brooklyn Dodgers		16	224	G.W. Clapp, G	Philadelphia Eagles
	21	191	Malvern Morgan, C	Detroit Lions	1962	6	83	John McGeever, HB	Philadelphia Eagles
1941	14	129	Lloyd Cheatham, B	Brooklyn Dodgers		8	103	George Gross, T	St. Louis Cardinals
	17	158	Dick McGowan, B	Brooklyn Dodgers		13	173	Dave Woodward, T	Pittsburgh Steelers
1942	2	14	Lloyd Cheatham, B	Chicago Cardinals	1963	3	34	Jim Price, LB	Dallas Cowboys
	2	21	Rufus Deal, B	Washington Redskins		5	62	Dave Hill, T	New York Giants
1943	3	17	Monk Gafford, B	Philadelphia Eagles		11	142	Jim Burson, B	St. Louis Cardinals
	6	46	Jim Reynolds, B	New York Giants		20	268	Mailon Kent, B	Minnesota Vikings
1944	9	87	Tex Warrington, C	Boston Yanks		20	274	Joe Baughan, T	Washington Redskins
	17	187	Aubrey Clayton, B	Cleveland Rams	1964	3	34	George Rose, HB	Minnesota Vikings
	23	240	Jim Pharr, C	Cleveland Rams		19	253	Larry Rawson, B	San Francisco 49ers
1945	9	84	Curt Kuykendall, B	Washington Redskins	1965	1	1	Tucker Frederickson, RB	New York Giants
	19	193	Jim Bradshaw, C	Washington Redskins		4	47	Jimmy Sidle, HB	Dallas Cowboys
	23	231	Everett Hartwell, E	Pittsburgh Steelers		7	90	Mickey Sutton, B	Chicago Bears
1946	6	47	Joe Eddins, G	Detroit Lions		14	194	Mike Alford, C	St. Louis Cardinals
	10	84	Bill Harris, C	Chicago Bears		15	206	Chuck Hurston, T	Green Bay Packers
	14	127	Ty Irby, B	Detroit Lions	1966	5	67	Bill Cody, LB	Detroit Lions
1949	9	90	Hal Herring, C	Chicago Cardinals		5	78	Dan Fulford, E	Cleveland Browns
	16	156	Denvard Snell, T	Pittsburgh Steelers		9	140	Jerry Gross, HB	Baltimore Colts
1950	1	7	Travis Tidwell, B	New York Giants		10	148	Bruce Yates, T	Detroit Lions
	19	236	Bill Waddall, B	Baltimore Colts	1967	11	286	Bill Braswell, G	Kansas City Chiefs
	28	353	John Adcock, T	Baltimore Colts		14	346	Tom Bryan, RB	St. Louis Cardinals
1951	19	230	Billy Conn, B	New York Giants		14	361	Bobby Beard, LB	Boston Patriots
1953	20	234	Will Lee Hayley, E	Pittsburgh Steelers	1968	1	15	Forrest Blue, C	San Francisco 49ers
	22	259	Bill Turnbeaugh, T	Green Bay Packers		2	40	Freddie Hyatt, FL	St. Louis Cardinals
1955	1	12	David Middleton, B	Detroit Lions		11	281	Richard Plagge, RB	Buffalo Bills
	3	37	Bobby Freeman, B	Cleveland Browns		15	402	Tony Lunceford, K	Dallas Cowboys
	7	85	Jack Locklear, C	Cleveland Browns	1969	7	165	Al Griffin, TE	Denver Broncos
	10	113	George Rogers, T	Green Bay Packers		10	255	Jerry Gordan, T	Los Angeles Rams
	15	180	George Atkins, G	Detroit Lions	1970	6	132	Dave Campbell, DE	Miami Dolphins
	16	189	Jim Hall, E	San Francisco 49ers		8	186	Richard Cheek, T	Buffalo Bills
1956	1	7	Joe Childress, B	Chicago Cardinals		8	189	Tom Banks, C	St. Louis Cardinals
	2	16	Frank D'Agostino, T	Philadelphia Eagles		12	289	Mike Kolen, LB	Miami Dolphins
	2	22	M.L. Brackett, T	Chicago Bears		14	362	John Riley, K	Oakland Raiders
	11	125	Fob James, B	Chicago Cardinals	1971	4	95	Larry Willingham, DB	St. Louis Cardinals
	18	213	Jim Pyburn, E	Washington Redskins		6	153	Al Bresler, WR	San Francisco 49ers
	20	232	Bob Scarbrough, C/G	San Francisco 49ers		9	213	Bob Strickland, LB	Buffalo Bills
	20	239	Charley Maxime, G	Chicago Bears		9	229	Mickey Zofko, RB	Detroit Lions
1957	13	150	Jerry Sanson, E	Cleveland Browns		15	371	Wallace Clark, RB	Atlanta Falcons
	19	220	Ernie Danjean, K	Green Bay Packers	1972	1	19	Terry Beasley, WR	San Francisco 49ers
1958	1	5	Jim Phillips, E	Los Angeles Rams		2	40	Pat Sullivan, QB	Atlanta Falcons
	3	33	Bob Hoppe, HB	San Francisco 49ers		17	440	Dick Schmalz, WR	Minnesota Vikings
	5	59	Bill Atkins, HB	San Francisco 49ers	1973	11	262	James Ownes, RB	New Orleans Saints
	10	114	Ben Preston, T	Washington Redskins		11	267	Dan Sanspree, DE	St. Louis Cardinals
	18	212	Bill Austin, C	Detroit Lions		16	405	Harry Unger, RB	Cincinnati Bengals
	22	262	Cleve Wester, T	New York Giants	1974	11	261	Steve Taylor, C	Houston Oilers
	25	301	Jim Cook, B	Detroit Lions		17	431	David Langner, DB	Kansas City Chiefs
	27	316	Hindman Wall, E	Philadelphia Eagles	1975	2	32	Lee Gross, C	New Orleans Saints
1959	1	12	Jackie Burkett, C	Baltimore Colts		3	67	Dan Nugent, TE	Los Angeles Rams
	2	14	Jerry Wilson, E	Chicago Cardinals		3	73	Mike Fuller, DB	San Diego Chargers
	4	48	Zeke Smith, G	Baltimore Colts		4	101	Ken Bernich, LB	San Diego Chargers
	12	144	Dick Wood, QB	Baltimore Colts		14	353	Tom Gossom, WR	New England Patriots
	15	180	Ted Foret, T	Baltimore Colts	1977	5	127	Neil O'Donoghue, K	Buffalo Bills
	16	182	Ken Paduch, T	Philadelphia Eagles		12	312	Phil Gargis, RB	New York Jets
	19	220	Bobby Lauder, B	Washington Redskins	1978	1	25	Reese McCall, TE	Baltimore Colts
	25	290	Jim Jeffery, T	Chicago Cardinals	1979	3	79	William Andrews, RB	Atlanta Falcons
	28	326	Leo Sexton, E	Philadelphia Eagles		6	141	Mike Burrow, G	Buffalo Bills
1960	9	107	Bob Wasden, C/LB	San Francisco 49ers	1980	2	29	Joe Cribbs, RB	Buffalo Bills

Auburn In The NFL Draft

Year	Rnd	Pick	Name, Pos.	Team	Year	Rnd	Pick	Name, Pos.	Team
1981	1	24	James Brooks, RB	San Diego Chargers	1993	5	115	Fred Baxter, TE	New York Jets
	2	50	Byron Franklin, WR	Buffalo Bills		5	119	James Willis, LB	Green Bay Packers
	3	57	Frank Warren, DE	New Orleans Saints		5	132	Chris Gray, T	Miami Dolphins
	8	219	Cliff Toney, DT	Atlanta Falcons	1994	1	15	Wayne Gandy, T	Los Angeles Rams
	11	297	Claude Matthews, G	Houston Oilers		3	83	James Bostic, RB	Los Angeles Rams
	11	304	Chester Willis, RB	Oakland Raiders		5	139	Anthony Redmon, G	Arizona Cardinals
1982	7	172	Edmund Nelson, DE	Pittsburgh Steelers	1995	2	47	Frank Sanders, WR	Arizona Cardinals
	8	216	George Peoples, RB	Dallas Cowboys		5	155	Mike Pelton, DT	Kansas City Chiefs
	9	243	Keith Uecker, T	Denver Broncos		5	159	Gary Walker, DT	Houston Oilers
1983	8	211	Bob Harris, DB	St. Louis Cardinals	1996	1	10	Willie Anderson, T	Cincinnati Bengals
1984	2	29	Doug Smith, DT	Houston Oilers		4	102	Stephen Davis, RB	Washington Redskins
	3	72	Donnie Humphrey, DE	Green Bay Packers		5	162	Dell McGee, DB	Arizona Cardinals
	5	118	Lionel James, WR	San Diego Chargers	1997	7	212	Mark Smith, DT	Arizona Cardinals
	8	206	Jeff Jackson, LB	Atlanta Falcons	1998	1	13	Takeo Spikes, LB	Cincinnati Bengals
	10	255	David Jordan, T	New York Giants		1	27	Victor Riley, T	Kansas City Chiefs
	11	304	Dowe Aughtman, G	Dallas Cowboys		6	180	Fred Beasley, FB	San Francisco 49ers
1985	2	56	Ben Thomas, DE	New England Patriots		6	182	Kevin McLeod, FB	Jacksonville Jaguars
	5	113	Kevin Greene, OLB	Los Angeles Rams	1999	3	82	Karsten Bailey, WR	Seattle Seahawks
	6	160	Gregg Carr, LB	Pittsburgh Steelers		4	114	Brad Ware, S	Tennessee Oilers
	10	258	Clayton Beauford, WR	Detroit Lions	2000	2	59	Marcus Washington, LB	Indianapolis Colts
	10	264	David King, CB	San Diego Chargers		4	113	Leonardo Carson, DT	San Diego Chargers
1986	1	1	Bo Jackson, RB	Tampa Bay Buccaneers		6	181	Quinton Reese, DE	Detroit Lions
	1	14	Gerald Robinson, DE	Minnesota Vikings		6	182	Jeno James, G	Carolina Panthers
	2	36	Gerald Williams, DE	Pittsburgh Steelers	2001	3	82	Heath Evans, FB	Seattle Seahawks
	4	101	Steve Wallace, T	San Francisco 49ers		4	100	Rudi Johnson, RB	Cincinnati Bengals
	5	114	Jeff Parks, TE	Houston Oilers		7	209	Alex Lincoln, LB	San Francisco 49ers
	8	196	Lewis Colbert, P	Kansas City Chiefs	2002	1	30	Kendall Simmons, OT	Pittsburgh Steelers
	10	270	Harold Hallman, NG	San Francisco 49ers		2	46	Tim Carter, WR	New York Giants
1987	1	4	Brent Fullwood, RB	Green Bay Packers		7	215	Mike Pucillo, G	Buffalo Bills
	3	65	Ben Tamburello, C/G	Philadelphia Eagles	2004	2	33	Karlos Dansby, LB	Arizona Cardinals
	5	119	Tommie Agee, FB	Seattle Seahawks		2	48	Dontarrious Thomas, LB	Minnesota Vikings
	7	183	Bo Jackson, RB	Los Angeles Raiders		4	97	Reggie Torbor, DE	New York Giants
	11	305	Tim Jessie, RB	Chicago Bears		6	195	Jeris McIntyre, WR	Kansas City Chiefs
1988	1	1	Aundray Bruce, LB	Atlanta Falcons	2005	1	2	Ronnie Brown, RB	Miami Dolphins
	3	59	Kevin Porter, S	Kansas City Chiefs		1	5	Carnell Williams, RB	Tampa Bay Buccaneers
	4	83	Robert Goff, DT	Tampa Bay Buccaneers		1	9	Carlos Rogers, CB	Washington Redskins
	4	93	Stacy Searels, C/G	San Diego Chargers		1	25	Jason Campbell, QB	Washington Redskins
	6	144	Nate Hill, DE	Green Bay Packers		7	224	Jay Ratliff, DT	Dallas Cowboys
	6	157	Kurt Crain, LB	Houston Oilers	2006	2	50	Marcus McNeill, OT	San Diego Chargers
	9	227	Reggie Ware, RB	Los Angeles Raiders		7	233	Devin Aromashodu, WR	Miami Dolphins
	12	312	Scott Bolton, WR	Green Bay Packers		7	237	Stanley McClover, DE	Carolina Panthers
1989	2	31	Lawyer Tillman, WR	Cleveland Browns		7	249	Ben Obomanu, WR	Seattle Seahawks
	2	40	Walter Reeves, TE	Phoenix Cardinals	2007	1	29	Ben Grubbs, G	Baltimore Ravens
	2	48	Brian Smith, DT	Los Angeles Rams		2	49	Kenny Irons, RB	Cincinnati Bengals
	3	66	Tracey Rocker, DT	Washington Redskins		5	161	Will Herring, LB	Seattle Seahawks
	4	98	Ron Stallworth, DE	New York Jets		6	194	David Irons, CB	Atlanta Falcons
	7	191	Benji Roland, DT	Minnesota Vikings		6	197	Courtney Taylor, WR	Seattle Seahawks
	8	206	Brian Shulman, P	Green Bay Packers	2008	2	52	Quentin Groves, DE	Jacksonville Jaguars
	10	266	Jim Thompson, T	Indianapolis Colts		2	60	Patrick Lee, CB	Green Bay Packers
	10	276	Carlo (Kenneth) Cheattom, S	Buffalo Bills		3	77	Pat Sims, DT	Cincinnati Bengals
	12	330	Freddy Weygand, WR	Chicago Bears		4	129	Jonathan Wilhite, DB	New England Patriots
1990	2	26	Alexander Wright, WR	Dallas Cowboys		7	230	King Dunlap, OT	Philadelphia Eagles
	7	177	Craig Ogletree, OLB	Cincinnati Bengals	2009	2	62	Sen'Derrick Marks, DL	Tennessee Titans
	11	294	John Hudson, G	Philadelphia Eagles		3	92	Jerraud Powers, DB	Indianapolis Colts
	12	321	Reggie Slack, QB	Houston Oilers		4	133	Tyronne Green, OG	San Diego Chargers
1991	2	29	Ed King, T	Cleveland Browns	2010	2	58	Ben Tate, RB	Houston Texans
	2	52	Lamar Rogers, DE	Cincinnati Bengals		5	138	Walter McFadden, DB	Oakland Raiders
	3	75	Rob Selby, G	Philadelphia Eagles	2011	1	1	Cam Newton, QB	Carolina Panthers
	4	101	David Rocker, DT	Houston Oilers		1	13	Nick Fairley, DT	Detroit Lions
	7	187	James Joseph, RB	Philadelphia Eagles		7	212	Zach Clayton, DT	Tennessee Titans
	10	273	Eric Ramsey, DB	Kansas City Chiefs		7	244	Lee Ziemba, OT	Carolina Panthers
1992	2	43	Eddie Blake, G	Miami Dolphins	2012	3	131	Brandon Mosley, OT	New York Giants
	5	129	Corey Barlow, CB	Philadelphia Eagles	2013	3	88	Corey Lemonier, DE	San Francisco 49ers
	10	278	Bob Meeks, C/T	Denver Broncos					

Auburn In The NFL Draft

Year	Rnd	Pick	Name, Pos.	Team
2014	1	2	Greg Robinson, OL	St. Louis Rams
	1	23	Dee Ford, DE	Kansas City Chiefs
	3	75	Tre Mason, RB	St. Louis Rams
	6	211	Jay Prosch, FB	Houston Texans
2015	3	87	Sammie Coates, WR	Pittsburgh Steelers
	4	100	Angelo Blackson, DL	Tennessee Titans
	4	113	Gabe Wright, DL	Detroit Lions
	5	157	C.J. Uzomah, TE	Cincinnati Bengals
	5	174	Cameron Artis-Payne, RB	Carolina Panthers
2016	3	76	Shon Coleman, OL	Cleveland Browns
	4	114	Ricardo Louis, WR	Cleveland Browns
	6	196	Blake Countess, DB	Philadelphia Eagles
2017	3	93	Montravius Adams, DT	Green Bay Packers
	4	116	Carl Lawson, DE	Cincinnati Bengals
	6	208	Johnathan "Rudy" Ford, DB	Arizona Cardinals
	7	235	Joshua Holsley, DB	Washington Redskins
2018	2	37	Braden Smith, OL	Indianapolis Colts
	2	43	Kerryon Johnson, RB	Detroit Lions
	2	63	Carlton Davis, DB	Tampa Bay Buccaneers
	5	167	Daniel Carlson, K	Minnesota Vikings
2019	3	94	Jamel Dean, DB	Tampa Bay Buccaneers
	4	133	Jarrett Stidham, QB	New England Patriots
	5	171	Darius Slayton, WR	New York Giants
	6	210	Deshaun Davis, LB	Cincinnati Bengals
	7	233	Chandler Cox, RB	Miami Dolphins
	7	235	Dontavius Russell, DL	Jacksonville Jaguars
2020	1	7	Derrick Brown, DT	Carolina Panthers
	1	30	Noah Igbinoghene, DB	Miami Dolphins
	2	47	Marlon Davidson, DL	Atlanta Falcons
	4	145	Jack Driscoll, OT	Philadelphia Eagles
	5	157	Daniel Thomas, DB	Jacksonville Jaguars
	6	210	Prince Tega Wanogho, OL	Philadelphia Eagles
2021	3	91	Anthony Schwartz, WR	Cleveland Browns
	5	146	Jamien Sherwood, DB	New York Jets
	5	176	K.J. Britt, LB	Tampa Bay Buccaneers
	6	219	Seth Williams, WR	Denver Broncos
2022	2	35	Roger McCreary, DB	Tennessee Titans
2023	2	37	Derick Hall, DE	Seattle Seahawks
	3	88	Tank Bigsby, RB	Jacksonville Jaguars
	4	116	Colby Wooden, DL	Green Bay Packers
	5	168	Owen Pappoe, LB	Arizona Cardinals
	6	207	Anders Carlson, K	Green Bay Packers

AFL/Supplemental/Expansion Drafts

Year	Rnd	Pick	Name, Pos.	Team
1960			Jackie Burkett, C	New York Titans [AFL]
			Teddy Foret, T/G	Denver Broncos [AFL]
			Lamar Rawson, HB	L.A. Chargers [AFL]
			Zeke Smith, G	New York Titans [AFL]
			Bobby Wasden, E	Houston Oilers [AFL]
1961	1	1	Ken Rice, T	Buffalo Bills [AFL]
	14	112	Billy Wilson, T	San Diego Chargers [AFL]
	18	144	Ed Dyas, FB	San Diego Chargers [AFL]
1961	Expansion		Dave Middleton, E	Minnesota (from Detroit)
1961	Expansion		Zeke Smith, LB	Minnesota (from Bal.)
1962	7	50	John McGeever, HB	Denver Broncos [AFL]
	16	128	George Gross, T	San Diego Chargers [AFL]
	25	194	Dave Edwards, E	Denver Broncos [AFL]
1964	3	21	George Rose, DB	Buffalo Bills [AFL]
	10	76	Howard Simpson, E	Buffalo Bills [AFL]
1965	12		Chuck Hurston, T	Buffalo Bills [AFL]
1966	2		Harold Fulford, WR	Miami [AFL Redshirt]
1966	Expansion		John McGeever, S	Miami (from Denver)
1966	Expansion		Ken Rice, G	Miami (from Oakland)
1966	Expansion		Howard Simpson, DT	Miami (from Buffalo)
1966	Expansion		Dick Wood, QB	Miami (from Oakland)
1967	Expansion		Jackie Burkett, LB	New Orleans (from Bal.)
1967	Expansion		Bill Cody, LB	New Orleans (from Det.)
1967	Expansion		George Rose, DB	New Orleans (from Min.)
1968	Expansion		Bobby Hunt, DB	Cincinnati (from K.C.)
1968	Expansion		Bobby Hunt, DB	Cincinnati (from K.C.)
1984	1	28	Chris Woods, WR	Los Angeles Raiders (from Edm. [CFL])
	2	39	Chuck Clanton, DB	Green Bay Packers (from B'ham [USFL])
2002	Expansion		Gary Walker, DL	Houston (from Jac.)

Auburn NFL Honors

Pro Football Hall of Fame

1985: Frank Gatski, C
2016: Kevin Greene, LB

MVP/Player of the Year

2015: Cam Newton, Carolina Panthers, QB (AP, FW, Maxwell Club)

Offensive Player of the Year

2015: Cam Newton, Carolina Panthers, QB (AP)

Defensive Player of the Year

1996: Kevin Greene, Carolina Panthers, LB (UP -NFC)

Rookie of the Year

2005: Carnell Williams, Tampa Bay, RB (AP, NFL)
2011: Cam Newton, Carolina, QB (AP, Pepsi, SN, PFW)

Ed Block Courage Award

1986: William Andrews, Atlanta Falcons
1987: Keith Uecker, Green Bay Packers
1989: Douglas Smith, Houston Oilers
1992: Lawyer Tillman, Cleveland Browns
1993: Frank Warren, New Orleans Saints
1996: Alexander Wright, St. Louis Rams
2001: Tony Richardson, Kansas City Chiefs
Wayne Gandy, Pittsburgh Steelers
2004: Willie Anderson, Cincinnati Bengals
Kendall Simmons, Pittsburgh Steelers
Willie Whitehead, New Orleans Saints
2005: Wayne Gandy, New Orleans Saints
Willie Whitehead, New Orleans Saints
2006: Takeo Spikes, Buffalo Bills
2007: Jay Ratliff, Dallas Cowboys
Marcus Washington, Washington Redskins
2008: Ronnie Brown, Miami Dolphins
Chris Gray, Seattle Seahawks
2009: Carnell Williams, Tampa Bay Buccaneers
2010: Heath Evans, New Orleans Saints
2015: Cam Newton, Carolina Panthers
2016: Sen'Derrick Marks, Jacksonville Jaguars
2018: Dee Ford, Kansas City Chiefs

All-Pro

1942: Chester Bulger, Chicago Cardinals T - UP(2)
1945: Chester Bulger, Chicago Cardinals T - PF(2)
1951: Frank Gatski, Cleveland Browns C - UP, NY(1)
1952: Frank Gatski, Cleveland Browns C - AP, NY(1), UP (2)
1953: Frank Gatski, Cleveland Browns C - AP, UP, NY (1)
1954: Frank Gatski, Cleveland Browns C - AP, UP, SN (2)
1955: Frank Gatski, Cleveland Browns C - AP, UP, NE, SN, NY (1)
1960: Jim Phillips, Los Angeles Rams E - AP,UP (2), SN (1)
1961: Jim Phillips, Los Angeles Rams E - AP,UP,NY,NE (2)
1961: Billy Atkins, Buffalo Bills S - All-AFL - UP, SN, NY (1), OL (2)
1964: Bobby Hunt, Kansas City Chiefs S - All-AFL - AP (2), NY (2)
1966: Bobby Hunt, Kansas City Chiefs S - All-AFL - AP (2), OL (2), NE (2)
1971: Forest Blue, San Francisco 49ers C - AP, FW, PW (1)
1972: Forest Blue, San Francisco 49ers C - AP (2), FW (1), PW (1), NE (2)
1973: Forest Blue, San Francisco 49ers C - AP, FW, PW (1)
1976: Tom Banks, Saint Louis Cardinals C - AP (1), FW (1), NE (2)
1977: Tom Banks, Saint Louis Cardinals C - AP, NE (2)
1981: William Andrews, Atlanta Falcons RB - AP (2)
1981: Joe Cribbs, Buffalo Bills RB - NE (2)
1982: William Andrews, Atlanta Falcons RB - AP, NE (2)
1983: William Andrews, Atlanta Falcons RB - NE, SN (1)
1989: Kevin Greene, Los Angeles Rams LB - AP (2), NE (1), SN (1)
1992: Steve Wallace, San Francisco 49ers T - AP (2), FW (1)
1994: Kevin Greene, Pittsburgh Steelers LB - AP, FW (1)
1996: Kevin Greene, Carolina Panthers LB - AP, FW (1)
1999: Stephen Davis, Washington Redskins RB - AP (2); Tony Richardson, Kansas City FB - SI
2000: Tony Richardson, Kansas City FB - SI
2001: Gary Walker, Jacksonville Jaguars DT - SI, FD (2)
2002: Fred Beasley, San Francisco 49ers FB
2004: Willie Anderson, Cincinnati Bengals OT - AP (1), PW (1); Takeo Spikes, Buffalo Bills LB - AP (1); Tony Richardson, Kansas City Chiefs FB - AP (2), FD (1), PW (1)
2005: Willie Anderson, Cincinnati Bengals OT - AP (1), PW (1)
2006: Willie Anderson, Cincinnati Bengals OT - AP (1), SW; Marcus McNeill, San Diego Chargers OT - SW
2007: Rob Bironas, Tennessee Titans K - AP (1)
Tony Richardson, Minnesota Vikings FB - AP(2)
2009: Jay Ratliff, Dallas Cowboys DT - AP (1)
2011: Carlos Rogers, San Francisco 49ers CB - AP (2)
2013: Karlos Dansby, Arizona Cardinals LB - AP (2)
2015: Cam Newton, Carolina Panthers QB - AP, FW, SN (1)
2021: Daniel Carlson, Las Vegas Raiders, PK - AP (2); Josh Harris, Atlanta Falcons LS - AP (2)
2022: Daniel Carlson, Las Vegas Raiders, PK - AP, PFF, FW (1)

Key: AP - Associated Press, UP - United Press International, PF - Pro Football Illustrated, NY - New York Daily News, SN - The Sporting News, NE - Newspaper Enterprise Association, OL - Official AFL Team, FW - Pro Football Writers of America, PW - Pro Football Weekly, SI - Sports Illustrated, FD - Football Digest, SW - USA Today Sports Weekly, PFF - Pro Football Focus. (1) indicates first team, (2) indicates second team.

Auburn in the Super Bowl

I: Dave Hill, OT, Bobby Hunt, DB, Chuck Hurston, DE, Wayne Frazier, C (Kansas City Chiefs)
IV: **Dave Hill, OT, Chuck Hurston, DE (Kansas City Chiefs)**
V: Dave Edwards, LB (Dallas Cowboys)
VI: **Dave Edwards, LB (Dallas Cowboys)**; Mike Kolen, LB (Miami Dolphins)
VII: **Mike Kolen, LB (Miami Dolphins)**
VIII: **Mike Kolen, LB (Miami Dolphins)**
X: Dave Edwards, LB (Dallas Cowboys)
XVI: Mike Fuller, S (Cincinnati Bengals)
XVIII: **Chester Willis, RB (Los Angeles Raiders)**
XX: Ben Thomas, DE (New England Patriots)
XXII: **Tim Jessie, RB (Washington Redskins)**
XXIII: James Brooks, RB (Cincinnati Bengals), **Steve Wallace, OT (San Francisco 49ers)**
XXIV: **Steve Wallace, OT (San Francisco 49ers)**; Chris Woods, WR (Denver Broncos)
XXVI: **Ron Middleton, TE (Washington Redskins)**
XXVII: **Tommie Agee, FB, Alexander Wright, WR (Dallas Cowboys)**
XXVIII: **Tommie Agee, FB (Dallas Cowboys)**
XXIX: **Steve Wallace, OT (San Francisco 49ers)**
XXX: Kevin Greene, LB (Pittsburgh Steelers)
XXXIV: Al Del Greco, PK (Tennessee Titans)
XXXV: **John Hudson, OL (Baltimore Ravens)**
Jaret Holmes, K (New York Giants)
XXXVIII: Stephen Davis, RB (Carolina Panthers)
Jeno James, OG (Carolina Panthers)
XXXIX: Roderick Hood, DB (Philadelphia Eagles)
XL: Chris Gray, OL (Seattle Seahawks)
Kendall Simmons, OL (Pittsburgh Steelers)
XLII: Heath Evans, FB (New England Patriots)
Brandon Jacobs, FB (New York Giants)
Reggie Torbor, LB (New York Giants)
XLIII: Karlos Dansby, LB (Arizona Cardinals)
Roderick Hood, DB (Arizona Cardinals)
Kendall Simmons, OG (Pittsburgh Steelers)
XLIV: **Heath Evans, FB (New Orleans Saints)**
Jerraud Powers, CB (Indianapolis Colts)
XLV: **Pat Lee, CB (Green Bay Packers)**
XLVI: **Brandon Jacobs, RB (New York Giants)**
XLVII: **Josh Bynes (Baltimore Ravens)**
L: Cam Newton, QB; Cameron Artis-Payne, RB (Carolina Panthers)
LI: **Brandon King, DB; Jonathan Jones, DB (New England Patriots)**; Josh Harris, LS (Atlanta Falcons)
LII: Brandon King, DB; Jonathan Jones, DB (New England Patriots)
LIII: **Brandon King, DB; Jonathan Jones, DB (New England Patriots)**; Blake Countess, DB (Los Angeles Rams)
LIV: Dee Ford, DE, Shon Coleman, OL (San Francisco 49ers)
LV: **Carlton Davis, DB, Jamel Dean, DB (Tampa Bay Buccaneers)**
LVI: **Blake Countess, DB (Los Angeles Rams)**; C.J. Uzomah (Cincinnati Bengals)
LVII: **Prince Tega Wanogho (Kansas City Chiefs)**; Jack Driscoll, Arryn Siposs (Philadelphia Eagles)

Super Bowl winners in bold

Auburn NFL Honors/Roster by Team

Auburn in the Pro Bowl

1941:	Jim Sivell, Brooklyn Dodgers, G
1942:	Rufus Deal, Washington Redskins, FB
1955:	Frank Gatski, Cleveland Browns, C
1960:	Jim Phillips, Los Angeles Rams, E
1961:	Bill Atkins, Buffalo Bills, DB Jim Phillips, Los Angeles Rams, E Ken Rice, Buffalo Bills, TE
1962:	Jim Phillips, Los Angeles Rams, E
1964:	Bobby Hunt, Kansas City Chiefs, DB
1965:	Tucker Frederickson, New York Giants, FB
1971:	Forrest Blue, San Francisco 49ers, C
1972:	Forrest Blue, San Francisco 49ers, C
1973:	Forrest Blue, San Francisco 49ers, C
1974:	Forrest Blue, San Francisco 49ers, C
1975:	Tom Banks, St. Louis Cardinals, C
1976:	Tom Banks, St. Louis Cardinals, C
1977:	Tom Banks, St. Louis Cardinals, C
1978:	Tom Banks, St. Louis Cardinals, C
1980:	William Andrews, Atlanta Falcons, RB Joe Cribbs, Buffalo Bills, RB
1981:	William Andrews, Atlanta Falcons, RB Joe Cribbs, Buffalo Bills, RB*
1982:	William Andrews, Atlanta Falcons, RB
1983:	William Andrews, Atlanta Falcons, RB Joe Cribbs, Buffalo Bills, RB
1986:	James Brooks, Cincinnati Bengals, RB
1988:	James Brooks, Cincinnati Bengals, RB
1989:	James Brooks, Cincinnati Bengals, RB Kevin Greene, Los Angeles Rams, LB Brent Fullwood, Green Bay Packers, RB
1990:	James Brooks, Cincinnati Bengals, RB Bo Jackson, Los Angeles Rams, RB*
1992:	Steve Wallace, San Francisco 49ers, OT
1994:	Kevin Greene, Pittsburgh Steelers, LB
1995:	Kevin Greene, Pittsburgh Steelers, LB
1996:	Kevin Greene, Carolina Panthers, LB
1998:	Kevin Greene, Carolina Panthers, LB
1999:	Stephen Davis, Washington Redskins, RB
2000:	Stephen Davis, Washington Redskins, RB
2001:	Gary Walker, Jacksonville Jaguars, DT
2002:	Gary Walker, Houston Texans, DT
2003:	Willie Anderson, Cincinnati Bengals, OT Fred Beasley, San Francisco 49ers, FB Stephen Davis, Carolina Panthers, RB Tony Richardson, Kansas City Chiefs, FB Takeo Spikes, Buffalo Bills, LB
2004:	Willie Anderson, Cincinnati Bengals, OT* Rudi Johnson, Cincinnati Bengals, RB Tony Richardson, Kansas City Chiefs, FB Takeo Spikes, Buffalo Bills, LB Marcus Washington, Washington Redskins, LB
2005:	Willie Anderson, Cincinnati Bengals, OT
2006:	Willie Anderson, Cincinnati Bengals, OT* Marcus McNeill, San Diego Chargers, OT
2007:	Rob Bironas, Tennessee Titans, K Marcus McNeill, San Diego Chargers, OT Tony Richardson, Minnesota Vikings, FB
2008:	Ronnie Brown, Miami Dolphins, RB Jay Ratliff, Dallas Cowboys, DT
2009:	Jay Ratliff, Dallas Cowboys, DT
2010:	Jay Ratliff, Dallas Cowboys, DT
2011:	Ben Grubbs, Baltimore Ravens, OG Cam Newton, Carolina Panthers, QB Carlos Rogers, San Francisco 49ers, CB
2013:	Ben Grubbs, New Orleans Saints, OG Cam Newton, Carolina Panthers, QB
2014:	Cody Parkey, Philadelphia Eagles, PK
2015:	Cam Newton, Carolina Panthers, QB*
2018:	Dee Ford, Kansas City Chiefs, DE
2021:	Josh Harris, Atlanta Falcons, LS

* - selected but did not play; year is season Pro Bowl followed

Auburn at the NFL Combine

2000:	Leonardo Carson, Jeno James, Quinton Reese
2001:	Rodney Crayton, Ronney Daniels, Heath Evans, Rudi Johnson, Alex Lincoln
2002:	Tim Carter, Mike Pucillo, Kendall Simmons
2003:	Mark Brown, Damon Duval, Robert Johnson
2004:	Karlos Dansby, Spencer Johnson, Jeris McIntyre, DeMarco McNeil, Dontarrious Thomas
2005:	Ronnie Brown, Jason Campbell, Carlos Rogers, Cadillac Williams
2006:	Devin Aromashodu, T.J. Jackson, Stanley McClover, Marcus McNeill, Anthony Mix, Ben Obomanu, Troy Reddick, Cooper Wallace
2007:	Kody Bliss, Matt Clark, Tim Duckworth, Ben Grubbs, David Irons, Kenny Irons, Courtney Taylor
2008:	King Dunlap, Quentin Groves, Pat Sims, Carl Stewart, Jonathan Wilhite
2009:	Tyronne Green, Sen'Derrick Marks, Jerraud Powers
2010:	Antonio Coleman, Ben Tate
2011:	Darvin Adams, Nick Fairley, Mario Fannin, Cam Newton, Lee Ziemba
2012:	Josh Harris, Brandon Mosley
2013:	Corey Lemonier, Philip Lutzenkirchen, Onterio McCalebb
2014:	Steven Clark, Chris Davis, Dee Ford, Tre Mason, Greg Robinson
2015:	Cameron Artis-Payne, Angelo Blackson, Sammie Coates, Reese Dismukes, Nick Marshall, Jermaine Whitehead, Gabe Wright
2016:	Peyton Barber, Shon Coleman, Kris Frost, Jonathan Jones, Ricardo Louis, Cassanova McKinzy, D'haquille Williams, Avery Young
2017:	Montravius Adams, Johnathan "Rudy" Ford, Carl Lawson
2018:	Daniel Carlson, Carlton Davis, Jeff Holland, Kerryon Johnson, Kamryn Pettway, Stephen Roberts, Braden Smith
2019:	Deshawn Davis, Ryan Davis, Jamel Dean, Dontavius Russell, Darius Slayton, Jarrett Stidham
2020:	Derrick Brown, Nick Coe, Javaris Davis, Marlon Davidson, Jack Driscoll, Noah Igbinoghene, Arryn Siposs, Daniel Thomas, Prince Tega Wanogho
2021:	K.J. Britt, Anthony Schwartz, Jamien Sherwood, Seth Williams
2022:	Zakoby McClain, Roger McCreary, Smoke Monday
2023:	Tank Bigsby, Anders Carlson, Derick Hall, Eku Leota, Owen Pappoe, Colby Wooden

All-Time Rosters by Team

Arizona Cardinals

DRAFT CHOICES			
YEAR	RND	PICK	NAME, POS.
1942	2	14	Lloyd Cheatham, B
1949	9	90	Hal Herring, C
1956	1	7	Joe Childress, B
	11	125	Fob James, B
1959	2	14	Jerry Wilson, E
	25	290	Jim Jeffrey, T
1961	1	8	Ken Rice, T
	3	31	Billy Wilson, T
1962	8	103	George Gross, T
1963	11	142	Jim Burson, B
1965	14	194	Mike Alford, C
1968	2	40	Freddie Hyatt, FL
1970	8	189	Tom Banks, C
1971	4	95	Larry Willingham, DB
1973	11	267	Dan Sanspree, DE
1983	8	211	Bob Harris, DB
1989	2	40	Walter Reeves, TE
1994	5	139	Anthony Redmon, G
1995	2	47	Frank Sanders, WR
1996	5	162	Dell McGee, DB
1997	7	191	Mark Smith, DL
2004	2	33	Karlos Dansby, LB
2017	6	208	Rudy Ford, DB
2023	5	168	Owen Pappoe, LB

ALL-TIME ROSTER

NAME, POS.	YEARS
Mike Alford, C	1965 (St. Louis)
Tom Banks, C	1971-80 (St. Louis)
Angelo Blackson, DL	2020
Chester Bulger, T	1942-43, '45-49 (Chicago)
Jimmy Burson, DB	1963-67 (St. Louis)
Josh Bynes, LB	2017-18
Lloyd Cheatham, QB	1942 (Chicago)
Joe Childress, RB	1956-60, 62-65 (Chi, SL)
Antonio Coleman, LB	2012
Al Del Greco, K	1987-90 (St. Louis, Phoenix)
Karlos Dansby, LB	2004-09, 2013, 2017
Lorenzo Diamond, TE	2003-04
Eric Floyd, OL	1995
Rudy Ford, DB	2017-19
Vernon Gheranich, G	1943 (Chicago)
Quentin Groves, LB	2012
Bob Harris, LB	1983-85 (St. Louis)
Roderick Hood, DB	2007-08
Fred Hyatt, WR	1968-72 (St. Louis)
Chuckie Johnson, DT	1993 (Phoenix)
Dell McGee, DB	1997-98
Alton Moore, DE	2002-03
Harrold Morrow, FB	2005
Neil O'Donoghue, K	1980-85 (St. Louis)
Jonathan Palmer, G	2010
Owen Pappoe, LB	2023
Jerraud Powers, CB	2013-16
Anthony Redmon, G	1994-97
Walter Reeves, TE	1989-93 (Phoenix)
Frank Sanders, WR	1995-02
Rob Selby, OL	1995-97
Mark Smith, DL	1997-00
Larry Willingham, DB	1971-72 (St. Louis)
Chandler Wooten, LB	2022

Atlanta Falcons

DRAFT CHOICES

YEAR	RND	PICK	NAME, POS.
1967	14	346	Tom Bryan
1971	15	371	Wallace Clark, RB
1972	2	40	Pat Sullivan, QB
1979	3	79	William Andrews, RB
1981	8	219	Clifford Toney, DB
1984	8	206	Jeff Jackson, LB
1988	1	1	Aundray Bruce, DT
2007	6	194	David Irons, DB
2020	2	47	Marlon Davidson, DL

ALL-TIME ROSTER

NAME, POS.	YEARS
William Andrews, RB	1979-83, 1986
Daren Bates, LB	2021
Aundray Bruce, LB	1988-91
Jimmy Burson, DB	1968
Marlon Davidson, DL	2020-22
Wayne Gandy, OT	2006-08
David Irons, DB	2007-08
Jeff Jackson, LB	1984-85
TJ Jackson, NG	2006
Josh Harris, LS	2012-21
Secdrick McIntyre, RB	1977
Ron Middleton, TE	1986-87
Anthony Redmon, G	2000
Travaris Robinson, DB	2003
Chris Shelling, DB	1997
Jimmy Sidle, TE/RB	1966
Pat Sullivan, QB	1972-75
Joe Szczeko, DT	1966-68
Robenson Therezie, DB	2015-16
Ben Thomas, DE	1989
Ed West, TE	1997
Travis Williams, LB	2007

Auburn By NFL Team

Baltimore Ravens

DRAFT CHOICES

YEAR	RND	PICK	NAME, POS.
2007	1	29	Ben Grubbs, G

ALL-TIME ROSTER

NAME, POS.	YEARS
Willie Anderson, T	2008
Angelo Blackson, DL	2023
Josh Byrnes, LB	2011-14, 2019, 2021-23
Ben Grubbs, G	2007-11
John Hudson, OL	2000
Tashawn Manning, OL	2023
Harold Morrow, FB	2003-04
Jerraud Powers, DB	2016
Frank Sanders, WR	2003
Jermaine Whitehead, DB	2015

Buffalo Bills

DRAFT CHOICES

YEAR	RND	PICK	NAME, POS.
1968	11	281	Dick Plagge, RB
1970	8	186	Richard Cheek, OT
1971	9	213	Bob Strickland, LB
1977	5	127	Neil O'Donoghue, K
1979	6	141	Mike Burrow, G
1980	2	29	Joe Cribbs, RB
1981	2	50	Byron Franklin, WR
2002	7	215	Mike Pucillo, OL

ALL-TIME ROSTER

NAME, POS.	YEARS
Billy Atkins, DB	1960-61, 63
Quan Bray, WR	2018
Antonio Coleman, LB	2010-11
Richard Cheek, G	1970
Joe Cribbs, RB	1980-83, '85
Byron Franklin, WR	1981, '83-84
Wayne Frazier, C	1967
Chuck Hurston, DE	1971
Spencer Johnson, DT	2008-12
Neil O'Donoghue, K	1977
Mike Pucillo, OL	2002-04
Ken Rice, G	1961, '63
Takeo Spikes, LB	2003-06
Reggie Torbor, LB	2011
D'haquille Williams, WR	2019-20

Carolina Panthers

DRAFT CHOICES

YEAR	RND	PICK	NAME, POS.
2000	6	182	Jeno James, OL
2006	7	237	Stanley McClover, DE
2011	1	1	Cam Newton, QB
	7	244	Lee Ziemba, OL
2015	5	174	Cameron Artis-Payne, RB
2020	1	7	Derrick Brown, DT

ALL-TIME ROSTER

NAME, POS.	YEARS
Darvin Adams, WR	2011
Cameron Artis-Payne, RB	2015-18
Derrick Brown, DT	2020-23
Josh Byrnes, LB	2021
Dameyune Craig, QB	1998-01
Stephen Davis, RB	2003-05
Reese Dismukes, OL	2015-16
Tyrone Green, OL	2015
Kevin Greene, LB	1996, 1998-99
Mike Horton, OL	2020-21
Jeno James, OL	2000-03
Ekua Leota, DE	2023
Stanley McClover, DE	2006-07
Cam Newton, QB	2011-19, 2021
Anthony Redmon, G	1998-99
Lawyer Tillman, WR/TE	1995
Gerald Williams, DE	1995-97
Chandler Wooten, LB	2022-23
Lee Ziemba, OT	2011-12

Chicago Bears

DRAFT CHOICES

YEAR	RND	PICK	NAME, POS.
1946	10	84	Bill Harris, C
1956	2	22	M.L. Brackett, T
	20	239	Charley Maxime, G
1961	16	216	Wayne Frazier, C
1965	7	90	Mickey Sutton, B
1987	11	305	Tim Jessie, RB

ALL-TIME ROSTER

NAME, POS.	YEARS
Devin Aromashodu	2008-10
Fred Baxter, TE	2001-02
Angelo Blackson, DL	2021-22
M.L. Brackett, G	1956-57
Jason Campbell, QB	2012
Chris Gray, OL	1997
A.J. Greene, OT	2012
Jaret Holmes, PK	1999
Robert Johnson, TE	2003
Jon Kilgore, P	1968
Jonathon Mincy, DB	2018
Cody Parkey, K	2018
Jeremiah "Jay" Ratliff, DT	2013-14
Jonathan Wilhite, CB	2012

Cincinnati Bengals

DRAFT CHOICES

YEAR	RND	PICK	NAME, POS.
1973	16	405	Harry Unger, RB
1990	7	177	Craig Ogletree, LB
1991	2	52	Lamar Rogers, DE
1996	1	10	Willie Anderson, OT
1997	1	13	Takeo Spikes, LB
2001	4	100	Rudi Johnson, RB
2007	2	49	Kenny Irons, RB
2008	3	77	Pat Sims, DT
2015	5	157	C.J. Uzomah, TE
2017	4	116	Carl Lawson, DE
2018	6	210	Deshawn Davis, LB

ALL-TIME ROSTER

NAME, POS.	YEARS
Willie Anderson, T	1996-07
Thomas Bailey, WR	1995
James Brooks, RB	1984-91
Josh Byrnes, LB	2020
Jason Campbell, QB	2014
Karlos Dansby, LB	2016
Mike Fuller, S	1981-82
Bobby Hunt, DB	1968-69
Kenny Irons, RB	2007
Shedrick Jackson, WR	2023
James Joseph	1995
Rudi Johnson, RB	2001-07
Carl Lawson, DE	2017-20
Onterio McCalebb, DB	2013-14
Craig Ogletree, LB	1990
Lamar Rogers, DE	1991-92
Chris Shelling, DB	1995-96
Pat Sims, DT	2008-12, 2015-17
Takeo Spikes, LB	1998-02
Ben Tate, RB	2014
C.J. Uzomah, TE	2015-21
Christian Westerman, OL	2016-18

Cleveland Browns

DRAFT CHOICES

YEAR	RND	PICK	NAME, POS.
1955	3	37	Bobby Freeman, B
	7	85	Jack Locklear, C
1957	13	150	Jerry Sansom, E
1966	5	78	Dan Fulford, E
1989	2	31	Lawyer Tillman, WR
1991	2	29	Ed King, G
2016	3	76	Shon Coleman, OL
	4	114	Ricardo Louis, WR
2021	3	91	Anthony Schwartz, WR

ALL-TIME ROSTER

NAME, POS.	YEARS
James Brooks, RB	1992
Jason Campbell, QB	2013
Tim Carter, WR	2007

Beaford Clayton, WR	1987
Sammie Coates, WR	2017
Shon Coleman, OL	2016-18
Karlos Dansby, LB	2014-15
Bobby Freeman, B	1957-58
Brent Fullwood, RB	1990
Frank Gatski, C	1946-56
Quentin Groves, LB	2013-14
Hal Herring, LB	1950-52
Ed King, G	1991-93
Devaroe Lawrence, DL	2019
Corey Lemonier, LB	2016
Ricardo Louis, WR	2016-18
Kevin McLeod, FB	2003
Ron Middleton, TE	1989
Cody Parkey, K	2016, 2020
Mike Pucillo, OL	2005
Walter Reeves, TE	1994-95
Greg Robinson, OL	2018-19
Anthony Schwartz, WR	2021-23
Mark Smith, DL	2001-02
Ben Tate, RB	2014
Ryan Taylor, LB	1999-00
Lawyer Tillman, WR/TE	1989, 1992-93
Jermaine Whitehead, DB	2018-19
Gabe Wright, DL	2016

Dallas Cowboys

DRAFT CHOICES

YEAR	RND	PICK	NAME, POS.
1963	3	34	Jim Price, LB
1965	4	47	Jimmy Sidle, HB
1968	15	402	Tony Lunceford, K
1982	8	216	George Peoples, RB
1984	11	304	Dowe Aughtman, DT
2005	7	224	Jay Ratliff, DT

ALL-TIME ROSTER

NAME, POS.	YEARS
Tommie Agee, FB	1990-94
Dowe Aughtman, OL	1984
Jackie Burkett, LB	1968-69
Leonardo Carson, DT	2003-04
Dave Edwards, LB	1963-75
Tyrone Green, OL	2014
George Peoples, RB	1982
Jay Ratliff, DT	2005-12
Ryan Smith, DB	2014
Curtis Stewart, RB	1989
Alexander Wright, WR	1990-92

Denver Broncos

DRAFT CHOICES

YEAR	RND	PICK	NAME, POS.
1969	7	165	Al Griffin, TE
1982	9	243	Keith Uecker, OT
1992	10	278	Bob Meeks, C
2021	6	219	Seth Williams, WR

ALL-TIME ROSTER

NAME, POS.	YEARS
Billy Atkins, DB	1964
Mario Fannin, RB	2011-12
Jeff Holland, DE	2018
John McGeever, DB	1962-65
Bob Meeks, C	1992-94
Jim Price, LB	1964
Jarrett Stidham, QB	2023
Keith Uecker, OT	1982-83
Jonathan Wilhite, CB	2011
Seth Williams, WR	2021
Dick Wood, QB	1962
Chris Woods, WR	198

Detroit Lions

DRAFT CHOICES

YEAR	RND	PICK	NAME, POS.
1940	21	191	Malvern Morgan, C
1946	6	47	Joe Eddins, G
	14	127	Ty Irby, B
1955	1	12	Dave Middleton, B
	15	180	George Atkins, G
1958	18	212	Bill Austin, C
	25	301	Jim Cook, B
1966	5	67	Bill Cody, LB
	10	148	Bruce Yates, T
1971	9	229	Mickey Zofko, RB

Auburn By NFL Team

1985	10	255	Clayton Beauford, WR
2000	6	181	Quinton Reese, DL
2011	1	13	Nick Fairley, DT
2015	4	113	Gabe Wright, DL
2018	2	43	Kerryon Johnson, RB

ALL-TIME ROSTER

NAME, POS.	YEARS
Mike Alford, C	1966
George Atkins, G	1955
Chester Bulger, T	1950
Josh Byrnes, LB	2014-16
Bill Cody, LB	1966
Ted Cremer, E	1946-48
Nick Fairley, DT	2011-14
Frank Gatski, C	1957
Kevin Hobbs, DB	2009
Kerryon Johnson, RB	2018-20
Rudi Johnson, RB	2008
Pat Lee, CB	2012
Reese McCall, TE	1983-85
Dave Middleton, E	1955-60
Greg Robinson, OT	2017
Arryn Siposs, P	2020
Gabe Wright, DL	2015-16
Mickey Zofko, RB	1971-74

Green Bay Packers

DRAFT CHOICES

YEAR	RND	PICK	NAME, POS.
1953	22	259	Bill Turnbeaugh, T
1955	10	113	George Rogers, T
1957	19	220	Ernie Danjean, G
1965	15	206	Chuck Hurston, T
1984	3	72	Donnie Humphrey, DT
1987	1	4	Brent Fullwood, RB
1988	12	312	Scott Bolton, WR
1993	5	119	James Willis, LB
2008	2	60	Patrick Lee, CB
2017	3	93	Montravius Adams, DT
2023	4	116	Colby Wooden, DL
	6	207	Anders Carlson, K

ALL-TIME ROSTER

NAME, POS.	YEARS
Montravius Adams, DT	2017-20
Karsten Bailey, WR	2002-03
David Beverly, P	1975-80
Scott Bolton, WR	1988
Anders Carlson, K	2023
Chuck Clanton, DB	1985
Ted Cremer, E	1948
Ernie Danjean, G	1957
Al Del Greco, K	1984-87
Rudy Ford, DB	2022-23
Bobby Freeman, B	1959
Brent Fullwood, RB	1987-90
Tyrone Goodson, WR	1999-2000
Nate Hill, DE	1988
Donnie Humphrey, DE	1984-86
David King, DB	1987
Patrick Lee, CB	2008-11
Ben Thomas, DE	1986
Keith Uecker, OT	1984-85, '87-88, '90-91
Ed West, TE	1984-94
Ryan White, DB	2014
Jermaine Whitehead, DB	2016-18
Gerald Williams, DE	1997
James Willis, LB	1993-94
Colby Wooden, DL	2023

Houston Texans

DRAFT CHOICES

YEAR	RND	PICK	NAME, POS.
2010	2	58	Ben Tate, RB
2014	6	211	Jay Prosch, FB

ALL-TIME ROSTER

NAME, POS.	YEARS
Angelo Blackson, DT	2017-19
Ronnie Brown, RB	2014
Sammie Coates, WR	2018
Byron Cowart, DT	2023
Quentin Groves, OLB	2014
Stanley McClover, DE	2008
Jay Prosch, FB	2014-17
Victor Riley, OT	2005

Chad Slade, OL	2015-17
Ben Tate, RB	2010-13
Gary Walker, DL	2002-05
Kilian Zierer, OL	2023

Indianapolis Colts

DRAFT CHOICES

YEAR	RND	PICK	NAME, POS.
1950	19	236	Bill Waddall, B
	28	353	John Adcock, T
1959	1	12	Jackie Burkett, C
	4	48	Zeke Smith, G
	12	144	Dick Wood, QB
	15	180	Ted Foret, T
1961	5	62	Ed Dyas, B
1966	9	140	Jerry Gross, HB
1978	1	25	Reese McCall, TE
2000	2	59	Marcus Washington, LB
2009	3	92	Jerraud Powers, DB
2018	2	37	Braden Smith, OL

ALL-TIME ROSTER

NAME, POS.	YEARS
Devin Aromashodu	2006-07
Forrest Blue, C	1975-78 (Baltimore)
Quan Bray, WR	2015-17
Jackie Burkett, LB	1961-66 (Baltimore)
Byron Cowart, DL	2022
Joe Cribbs, RB	1988
Lee Gross, C	1979 (Baltimore)
Tray Matthews, DB	2018
Reese McCall, TE	1978-82 (Baltimore)
Javor Mills, DE	2005
Jerraud Powers, DB	2009-12
Braden Smith, OL	2018-23
Zeke Smith, LB/G	1960 (Baltimore)
Marcus Washington, LB	2000-03
Lee Ziemba, OL	2012

Jacksonville Jaguars

DRAFT CHOICES

YEAR	RND	PICK	NAME, POS.
1998	6	182	Kevin McLeod, FB
2008	2	52	Quentin Groves, DE
2019	7	235	Dontavius Russell, DT
2020	5	157	Daniel Thomas, DB
2023	3	88	Tank Bigsby, RB

ALL-TIME ROSTER

NAME, POS.	YEARS
Tank Bigsby, RB	2023
Rudy Ford, DB	2021
Corey Grant, RB	2015-18
Quentin Groves, DE	2008-09
Jaret Holmes, PK	2001
Sen'Derrick Marks, DT	2013-16
Nick Marshall, DB	2015
Javor Mills, DE	2002-03
Dontavius Russell, DT	2019-20
Daniel Thomas, DB	2020-23
Gary Walker, DE	1999-2001
Seth Williams, WR	2022-23

Kansas City Chiefs

DRAFT CHOICES

YEAR	RND	PICK	NAME, POS.
1967	11	286	Bill Braswell, G
1974	17	431	David Langer, DB
1986	8	196	Lewis Colbert, P
1988	3	59	Kevin Porter, DB
1991	10	273	Eric Ramsey, DB
1995	5	155	Mike Pelton, DT
1997	1	27	Victor Riley, OT
2004	6	195	Jeris McIntyre, WR
2014	1	23	Dee Ford, DE

ALL-TIME ROSTER

NAME, POS.	YEARS
Tommy Agee, FB	1989
Lewis Colbert, P	1986-87
Dee Ford, LB	2014-18
Wayne Frazier, C	1966-67
Ben Grubbs, OL	2015
Bob Harris, LB	1987
Dave Hill, OT	1963-74
Bobby Hunt, DB	1963-67
Chuck Hurston, DE	1965-70
T.J. Jackson, NG	2008
Chris Martin, LB	1988-92

Jeris McIntyre, WR	2004-06
Kevin Porter, S	1988-92
Victor Riley, OT	1998-01
Tony Richardson, RB	1995-05
Neiko Thorpe, DB	2012
Steve Wallace, OT	1997
Prince Tega Wanogho, OL	2020-23

Las Vegas/Oakland Raiders

DRAFT CHOICES

YEAR	RND	PICK	NAME, POS.
1970	14	362	John Riley, K/P
1981	11	304	Chester Willis, RB
1987	7	183	Bo Jackson, RB
1988	9	227	Reggie Ware, RB
2010	5	138	Walter McFadden, DB

ALL-TIME ROSTER

NAME, POS.	YEARS
Peyton Barber, RB	2021
Daren Bates, LB	2016
Aundray Bruce, LB	1992-98 (LA/Oakland)
Jason Campbell, QB	2010-11
Daniel Carlson, K	2018-23
Quentin Groves, LB	2010-11
Bo Jackson, RB	1987-90 (Los Angeles)
Pat Lee, CB	2012-13
Walter McFadden, DB	2010
Jonathan Palmer, T	2007
Ken Rice, G	1964-65
Carlos Rogers, DB	2014
John Samuel Shenker, TE	2023
Pat Sims, DT	2013-14
Jarrett Stidham, QB	2022
Ryan Taylor, LB	2000
Neiko Thorpe, DB	2014-15
Chester Willis, RB	1981-84 (LA/Oakland)
Dick Wood, QB	1965
Chris Woods, WR	1987-88 (Los Angeles)
Alexander Wright, WR	1992-94 (Los Angeles)
Gabe Wright, DL	2018

Los Angeles Rams

DRAFT CHOICES

YEAR	RND	PICK	NAME, POS.
1944	17	187	Aubrey Clayton, B
	23	240	Jim Pharr, C
1958	1	5	Jim "Red" Phillips, E
1969	10	255	Jerry Gordon, T
1975	3	67	Dan Nugent, TE
1985	5	113	Kevin Greene, LB
1994	1	15	Wayne Gandy, T
	3	83	James Bostic, RB
2014	1	2	Greg Robinson, OL
	3	75	Tre Mason, RB

ALL-TIME ROSTER

NAME, POS.	YEARS
Daren Bates, LB	2013-15
Emory Blake, WR	2013-14
Tim Carter, WR	2009
Blake Countess, DB	2016-18, 2021
Stephen Davis, RB	2006
Nick Fairley, DT	2015
Wayne Gandy, OT	1994-98 (LA, St. Louis)
Kevin Greene, LB	1985-92 (Los Angeles)
Will Herring, LB	2014
Jon Kilgore, P	1965-67 (Los Angeles)
Chris Martin, LB	1993-94 (Los Angeles)
Tre Mason, RB	2014-16
Cassanova McKinzy, LB	2016
Ron Middleton, TE	1994 (Los Angeles)
Derrick Moncrief, LB	2020
Jim Phillips, E	1958-64 (Los Angeles)
Gerald Robinson, DE	1991-94 (Los Angeles)
Greg Robinson, OL	2014-16
David Rocker, DT	1991-94 (Los Angeles)
Brian Smith, LB	1989-90 (Los Angeles)
Ben Thomas, DE	1991 (Los Angeles)
Carnell Williams, RB	2011
Alexander Wright, WR	1995-96

Auburn By NFL Team

Los Angeles/San Diego Chargers

DRAFT CHOICES

YEAR	RND	PICK	NAME, POS.
1975	3	73	Mike Fuller, DB
	4	101	Ken Bernich, LB
1981	1	24	James Brooks, RB
1984	5	118	Lionel James, RB
1985	10	264	David King, DB
2000	4	113	Leonardo Carson, DL
2006	2	50	Marcus McNeill, OT
2009	4	133	Tyronne Green, OG

ALL-TIME ROSTER

NAME, POS.	YEARS
James Brooks, RB	1981-83
Ronnie Brown, RB	2012-14
Leonardo Carson, DT	2000-03
Lewis Colbert, P	1989
Chris Davis, DB	2014
King Dunlap, OL	2013-16
Eric Floyd, OL	1990-91
Wayne Frazier, C	1962
Mike Fuller, S	1975-80
Tyronne Green, OG	2009-12
George Gross, DT	1963-67
Josh Harris, LS	2022-23
Jeff Jackson, LB	1987-88
Lionel James, RB	1984-88
David King, DB	1985
Chris Landrum, DE	2016, 18
Marcus McNeill, OT	2006-11
Ron Middleton, TE	1995
Trovon Reed, DB	2016
Walter Reeves, TE	1996
Gerald Robinson, DE	1989-90
Takeo Spikes, LB	2011-12
Dick Wood, QB	1962

Miami Dolphins

DRAFT CHOICES

YEAR	RND	PICK	NAME, POS.
1970	6	132	Dave Campbell, DE
	12	289	Mike Kolen, LB
1992	2	43	Eddie Blake, DT
1993	5	132	Chris Gray, G
2005	1	2	Ronnie Brown, RB
2006	7	233	Devin Aromashodu, WR
2019	7	233	Chandler Cox, FB
2020	1	30	Noah Igbinoghene, DB

ALL-TIME ROSTER

NAME, POS.	YEARS
Robert Baker, WR	1999-03
Ronnie Brown, RB	2005-10
Nick Coe, DL	2020
Chandler Cox, FB	2019-20
Joe Cribbs, RB	1988
Karlos Dansby, LB	2010-12
Javaris Davis, DB	2020-21
Tristan Davis, RB	2010
Heath Evans, FB	2005
Chris Gray, G	1993-96
Anthony Harris, LB	1996-99
Nate Hill, DE	1988
Kevin Hobbs, DB	2010
Noah Igbinoghene, DB	2020-23
Calvin Jackson, DB	1994-99
Jeno James, OG	2004-06
Mike Kolen, LB	1970-77
Ricardo Louis, WR	2019
John McGeever, LB	1966
Cody Parkey, K	2017
Ken Rice, G	1966-67
Jack Thornton, LB	1966
Reggie Torbor, DE	2008-10
Dick Wood, QB	1966
Gabe Wright, DL	2017

Minnesota Vikings

DRAFT CHOICES

YEAR	RND	PICK	NAME, POS.
1963	20	268	Mailon Kent, B
1964	3	34	George Rose, HB
1972	17	440	Dick Schmalz, WR
1986	1	14	Gerald Robinson, DE
2004	2	48	Dontarrius Thomas, LB
2018	5	167	Daniel Carlson, K

ALL-TIME ROSTER

NAME, POS.	YEARS
Devin Aromashodu, WR	2011-12
Daniel Carlson, K	2018
Robert Goff, DT	1996
Spencer Johnson, DT	2005-07
Chris Martin, LB	1984-88
Dave Middleton, E	1961
Harold Morrow, RB	1996-2002
Jim Phillips, E	1965-67
Tony Richardson, RB	2006-07
Gerald Robinson, DE	1986-87
George Rose, DB	1964-66
Howard Simpson, OT	1964
Dontarrius Thomas, LB	2004-08
Roc Thomas, RB	2018
Horrace Willis, DB	2003-04

New England Patriots

DRAFT CHOICES

YEAR	RND	PICK	NAME, POS.
1967	14	361	Bobby Beard, DB
1975	14	353	Thomas Gossom, WR
1985	2	56	Ben Thomas, DE
2019	4	133	Jarrett Stidham, QB

ALL-TIME ROSTER

NAME, POS.	YEARS
Montravius Adams, DL	2021
Fred Baxter, TE	2002-03
Byron Cowart, DL	2019-21
Heath Evans, RB	2005-08
Tyronne Green, OG	2013
Jonathan Jones, DB	2016-23
Brandon King, DB	2015-21
Edmund Nelson, DE	1988
Cam Newton, QB	2020
George Peoples, RB	1983
Jarrett Stidham, QB	2019-21
Ben Thomas, DE	1985-86
Jonathan Wilhite, DB	2008-10

New Orleans Saints

DRAFT CHOICES

YEAR	RND	PICK	NAME, POS.
1973	11	262	James Owens, RB
1975	2	32	Lee Gross, C
1981	3	57	Frank Warren, NT

ALL-TIME ROSTER

NAME, POS.	YEARS
Montravius Adams, DL	2021
Montez Billings, WR	2010
Jackie Burkett, LB	1967, 1970
Bill Cody, LB	1967-70
Tim Duckworth, G	2007, '09-10
Heath Evans, FB	2009-10
Nick Fairley, DT	2016-17
Wayne Gandy, OT	2003-05
Robert Goff, DT	1990-95
Lee Gross, C	1975-77
Ben Grubbs, OG	2012-14
Will Herring, LB	2011-13
Fred Hyatt, WR	1973
Ed King, G	1995-97
Devaroe Lawrence, DL	2017
Chris Martin, LB	1983
Smoke Monday, DB	2022-23
Cody Parkey, K	2021
Victor Riley, OT	2002-04
George Rose, DB	1967
Robenson Therzie, DB	2016
Frank Warren, NT	1981-89, 1991-94
Willie Whitehead, DE	1999-06
Avery Young, OL	2016

New York Giants

DRAFT CHOICES

YEAR	RND	PICK	NAME, POS.
1943	6	46	Jim Reynolds, B
1950	1	7	Travis Tidwell, B
1951	19	230	Billy Conn, B
1958	22	262	Cleve Wester, T
1963	5	62	Dave Hill, T
1965	1	1	Tucker Frederickson, B
1984	10	255	David Jordan, G
2002	2	46	Tim Carter, WR
2004	4	97	Reggie Torbor, DE
2012	3	131	Brandon Mosley, T
2019	5	171	Darius Slayton, WR

ALL-TIME ROSTER

NAME, POS.	YEARS
M.L. Brackett, G	1958
Tim Carter, WR	2002-06
Tucker Frederickson, FB	1965, '67-71
Andy Gross, G	1967-68
Marques Gunn, DE	2007
Max Harrison, E	1940
Jaret Holmes, PK	2000
Brandon Jacobs, RB	2005-11, 2013
David Jordan, G	1984-85
Anthony Mix, WR	2006-07
Brandon Mosley, OT	2012-14
Jordyn Peters, DB	2021
Jim Sivell, G	1944-45
Chad Slade, OL	2019-20
Darius Slayton, WR	2019-23
Zeke Smith, G	1961
John Sullen, OL	2014
Travis Tidwell, QB	1950-51
Reggie Torbor, DE	2004-07
Stan White, QB	1994-97
Mickey Zofko, FB	1974

New York Jets

DRAFT CHOICES

YEAR	RND	PICK	NAME, POS.
1977	12	312	Phil Gargis, RB/DB
1989	4	98	Ron Stallworth, DE
1993	5	115	Fred Baxter, TE
2021	5	146	Jamien Sherwood, DB

ALL-TIME ROSTER

NAME, POS.	YEARS
Billy Atkins, DB	1962-63 (NY Titans, NY Jets)
Fred Baxter, TE	1993-2000
Mark Brown, LB	2003-05
Ken Bernich, LB	1975
Blake Countess, DB	2019
Frank D'Agostino, G	1960
Austin Golson, OL	2018
John Hudson, C	1996-99
Darius James, OL	2018
Carl Lawson, DE	2021-23
Corey Lemonier, LB	2016
Nick Marshall, DB	2016
Ben Obomanu, WR	2013
Kevin Porter, S	1992
Jim Price, LB	1963
Tony Richardson, FB	2008-10
Jamien Sherwood, DB	2021-23
Ron Stallworth, DE	1989-90
C.J. Uzomah, TE	2022-23
Dick Wood, QB	1963-64

Philadelphia Eagles

DRAFT CHOICES

YEAR	RND	PICK	NAME, POS.
1937	4	31	Walter Gilbert, B
1943	3	17	Monk Gafford, B
1956	2	16	Frank D'Agostino, T
1958	27	316	Hindman Wall, E
1959	16	182	Ken Paduch, T
	28	326	Leo Sexton, E
1961	16	224	G.W. Clapp, G
1962	6	83	John McGeever, HB
1987	3	65	Ben Tamburello, C
1991	3	76	Rob Selby, G/T
	7	188	James Joseph, RB

Auburn By NFL Team

1992	5	129	Corey Barlow, DB
2008	7	230	King Dunlap, OT
2016	6	196	Blake Countess, DB
2020	4	145	Jack Driscoll, OT
	6	210	Prince Tega Wanogho, OL

ALL-TIME ROSTER

NAME, POS.	YEARS
Corey Barlow, CB	1993
James Bostic, RB	1998-99
Ronnie Brown, RB	2011
Bill Cody, LB	1972
Blake Countess, DB	2020-21
Frank D'Agostino, G	1956
Jack Driscoll, OT	2020-23
King Dunlap, OT	2008-12
Eric Floyd, OL	1992-93
Rudy Ford, DB	2019-20
Bobby Freeman, B	1960-61
Roderick Hood, DB	2003-06
John Hudson, G	1991-95
Kerryon Johnson, RB	2021
James Joseph, RB	1991-94
Cody Parkey, PK	2014-15
Herbert Roton, E	1937
Rob Selby, OL	1991-94
Arryn Siposs, P	2021-23
Takeo Spikes, LB	2007
Ben Tamburello, C/G	1987-90
Prince Tega Wanogho, OL	2020
Ed West, TE	1995-96
Tex Williams, G	1942
James Willis, LB	1995-98
Jerry Wilson, E	1959-60

Pittsburgh Steelers

DRAFT CHOICES

YEAR	RND	PICK	NAME, POS.
1945	23	231	Everett Hartwell, E
1949	16	156	Denvard Snell, T
1953	20	234	Will Lee Hayley, E
1962	13	173	Dave Woodward, T
1982	7	172	Edmund Nelson, DE
1986	2	36	Gerald Williams, DE
2002	1	30	Kendall Simmons, OL
2015	3	87	Sammie Coates, WR

ALL-TIME ROSTER

NAME, POS.	YEARS
Montravius Adams, DL	2021-23
Chester Bulger, T	1944
Gregg Carr, LB	1985-88
Sammie Coates, WR	2015-16
Wayne Gandy, OT	1999-02
Kevin Greene, LB	1993-95
Edmund Nelson, DE	1982-87
Kendall Simmons, OL	2002-08
Ricky Sutton, DL	1993
Ben Tate, RB	2014
Ben Thomas, DE	1988
Gerald Williams, DE	1986-94

San Francisco 49ers

DRAFT CHOICES

YEAR	RND	PICK	NAME, POS.
1955	16	189	Jim Hall, E
1956	20	232	Bob Scarborough, C
1958	3	33	Bob Hoppe, B
	5	59	Billy Atkins, B
1960	9	107	Bobby Wasden, E
1964	19	253	Larry Rawson, B
1968	1	15	Forrest Blue, C
1971	6	153	Alvin Bresler, WR
1972	1	19	Terry Beasley, WR
1986	4	101	Steve Wallace, T
	10	270	Harold Hallman, LB
1997	6	180	Fred Beasley, FB
2001	7	209	Alex Lincoln, LB
2013	3	88	Corey Lemonier, LB

ALL-TIME ROSTER

NAME, POS.	YEARS
Billy Atkins, DB	1958-59
Fred Beasley, RB	1998-05

Forrest Blue, C	1968-74
Shon Coleman, OL	2019-21
Joe Cribbs, RB	1986-87
Marlon Davidson, DL	2023
Chris Davis, DB	2015-16
Dee Ford, DE	2019-21
Kevin Greene, LB	1997
Brandon Jacobs, RB	2012
Kerryon Johnson, RB	2021
Jon Kilgore, P	1969
Corey Lemonier, LB	2013-15
Alex Lincoln, LB	2001-02
Carlo Rogers, CB	2011-13
Takeo Spikes, LB	2008-10
Steve Wallace, OT	1986-96
Jerry Wilson, E	1960

Seattle Seahawks

DRAFT CHOICES

YEAR	RND	PICK	NAME, POS.
1987	5	119	Tommie Agee, FB
2001	3	82	Heath Evans, FB
2006	7	249	Ben Obomanu, WR
2007	5	161	Will Herring, LB
	6	197	Courtney Taylor, WR
2023	2	37	Derick Hall, DE

ALL-TIME ROSTER

NAME, POS.	YEARS
Tommie Agee, FB	1988
Karsten Bailey, WR	1999-00
Heath Evans, FB	2001-04
Byron Franklin, WR	1985-87
Chris Gray, OT	1998-07
Derick Hall, DE	2023
Will Herring, LB	2007-10
Kevin Hobbs, DB	2007-08
Ben Obomanu, WR	2006-12
Trovon Reed, DB	2015, 2018
Courtney Taylor, WR	2007-08
Neiko Thorpe, DB	2016-20
James Willis, LB	1999

Tampa Bay Buccaneers

DRAFT CHOICES

YEAR	RND	PICK	NAME, POS.
1986	1	1	Bo Jackson, RB
1988	4	83	Robert Goff, DT
2005	1	5	Carnell Williams, RB
2018	2	63	Carlton Davis, DB
2019	3	94	Jamel Dean, DB
2021	5	176	K.J. Britt, LB

ALL-TIME ROSTER

NAME, POS.	YEARS
Peyton Barber, RB	2016-19
K.J. Britt, LB	2021-23
James Brooks, RB	1992
DeMarcus Curry, T	2000-01
Carlton Davis, DB	2018-23
Jamel Dean, DB	2019-23
John Franklin III, DB	2019-20
Robert Goff, DT	1988-89
David Jordan, G	1987
DaVonte Lambert, DL	2016-17
Kevin McLeod, RB	1999
Alvin Mitchell, FB	1989
Neil O'Donoghue, K	1978-79
Jeff Parks, TE	1988
George Peoples, RB	1984-85
Benji Roland, DE	1990
Travaris Robinson, FS	2003
Carnell Williams, RB	2005-10

Tennessee Titans

DRAFT CHOICES

YEAR	RND	PICK	NAME, POS.
1974	11	261	Steve Taylor, C
1981	11	297	Claude Mathews, G
1984	2	29	Doug Smith, DE
1986	5	114	Jeff Parks, TE
1988	6	157	Kurt Crain, LB
1995	5	159	Gary Walker, DE
2009	2	62	Sen'Derrick Marks, DT

2011	7	212	Zach Clayton, DT
2015	4	100	Angelo Blackson, DL
2022	2	35	Roger McCreary, DB

ALL-TIME ROSTER

NAME, POS.	YEARS
Daren Bates, LB	2017-19, 2020-21
David Beverly, P	1974 (Houston Oilers)
Rob Bironas, K	2005-13
Angelo Blackson, DL	2015-16
Zach Clayton, DT	2011-12
Al Del Greco, K	1991-2000 (Hou. Oilers, Tenn. Oilers, Tenn. Titans)
Wayne Frazier, C	1965 (Houston Oilers)
Quentin Groves, LB	2014
Roderick Hood, DB	2009-10
Sen'Derrick Marks, DT	2009-12
Roger McCreary, DB	2022-23
Cody Parkey, K	2019
Jeff Parks, TE	1986-87 (Houston Oilers)
Doug Smith, DT	1985-92 (Houston Oilers)
Mickey Sutton, S	1966 (Houston Oilers)
Gary Walker, DE	1995-98 (Hou. Oilers, Tenn. Oilers, Tenn. Titans)
Cooper Wallace, TE	2006
Malik Willis, QB	2022-23

Washington Commanders

DRAFT CHOICES

YEAR	RND	PICK	NAME, POS.
1939	6	68	Bo Russell, T
1942	2	21	Rufus Deal, B
1945	9	84	Curtis Kuykendall, B
	17	193	Jim Bradshaw, C
1956	18	213	Jim Pyburn, E
1958	10	114	Ben Preston, T
1959	19	220	Bobby Lauder, B
1963	20	274	Joe Baughan, T
1996	4	102	Stephen Davis, RB
2005	1	9	Carlos Rogers, CB
2005	1	25	Jason Campbell, QB
2017	7	235	Joshua Holsey, DB

ALL-TIME ROSTER

NAME, POS.	YEARS
Peyton Barber, RB	2020-21
Fred Baxter, TE	2004
Jason Campbell, QB	2005-09
Bull Cochran	1949
Stephen Davis, RB	1996-02
Tristan Davis, RB	2011-13
Rufus Deal, B	1942
Casey Dunn, OL	2018
Bobby Freeman, B	1962
Tyrone Goodson, WR	2001
Joshua Holsey, DB	2017-18
Fred Hyatt, WR	1973
Tim Jessie, RB	1987
Robert Johnson, TE	2005
Devaroe Lawrence, DL	2020-21
Cassanova McKinzy, LB	2018-19
Ron Middleton, TE	1988, '90-'93
Anthony Mix, WR	2007
Ben Nowland, C	2004-05
Dan Nugent, OG	1976-78, '80
Mike Pucillo, OG	2006-07
Tracy Rucker, DT	1989-90
Carlos Rogers, DB	2005-10
Bo Russell, T	1939-40
Marcus Washington, LB	2004-08
Gabe Wright, DL	2021

*On roster as of July 7, 2023

Auburn In Other Leagues

AAF

NAME, POS.	YEARS	TEAM
Quan Bray, WR	2019	Birmingham Iron
Chris Davis, DB	2019	Birmingham Iron
Trovon Reed, DB	2019	Birmingham Iron
Ryan White, DB	2019	Birmingham Iron
Avery Young, OL	2019	Birmingham Iron

ARENA

NAME, POS.	YEARS	TEAM
Thomas Bailey, WR/LB	1998-2000	Grand Rapids Rampage
	2001	Orlando Predators
	2002	Buffalo Destroyers
	2003	Detroit Fury
	2004	Grand Rapids Rampage
Corey Barlow, LS	1999	Grand Rapids Rampage
	1999	Nashville Kats
Reggie Barlow, OL/DL	1996	Albany Firebirds
Wilson Bell, OL	2019	Baltimore Brigade
Rob Bironas, K	2004	Carolina Cobras
	2005	New York Dragons
Eddie Blake, OL/DL	1998	New York CityHawks
	2000	New England Sea Wolves
Jayson Bray, WR/DB	2002-05	Georgia Force
Jimmy Brumbaugh, OL/DL	2002	Georgia Force
Larry Casher, WR/DB	2003	Carolina Cobras
Markeith Cooper, OS	2002-04	Georgia Force
	2005	New York Dragons
Dameyune Craig, QB	2002	Indiana Firebirds
Monreko Crittenden, OL	2008	Los Angeles Avengers
Ronney Daniels, WR/LB	2005-06	Tampa Bay Storm
	2007	Grand Rapids Rampage
Devonte Danzey, OL	2019	Washington Valor
Tez Doolittle, DL	2010	Arizona Rattlers
Joe Frazier, FB/LB	1996-97	Milwaukee Mustangs
Rodney Garner, OL/DL	1989-90	Pittsburgh Gladiators
Robert Goff, OL/DL	1998-2001	Tampa Bay Storm
Victor Hall, OL/DL	1994-99	Orlando Predators
	2000-01	Los Angeles Avengers
Randy Hart, OL/DL	1994-98	Milwaukee Mustangs
Ernest Hodge, OL/DL	1990	Pittsburgh Gladiators
Byron Isom, OL	2014	Tampa Bay Storm
DaVonte Lambert, DL	2019	Albany Empire
Ramon Luster, OL/DL	1996	Memphis Pharaohs
	1997-2000	San Jose SaberCats
	2001	Buffalo Destroyers
	2004	Grand Rapids Rampage
Stanley McClover, DL	2011	Chicago Rush
Dell McGee, DS	2000	Carolina Cobras
	2001	Nashville Kats
Tony McLain, OL/DL	2008	Kansas City Command
Kevin McLeod, FB/LB	2003	Orlando Predators
Andre Miller, OL/DL	1996	Memphis Pharaohs
Anthony Mix, WR	2010	Arizona Rattlers
Marcellus Mostella, FB/LB	1998-2001	Grand Rapids Rampage
Otis Mounds, LS	1996	Memphis Pharaohs
	1997-2000	Florida Bobcats
	2001	Carolina Cobras
	2001	Buffalo Destroyers
Ben Nowland, OL	2006	Grand Rapids Rampage
Eric Ramsey, WR/DB	1994	Albany Firebirds
Troy Reddick, OL/DL	2008	Dallas Desperados
Prechae Rodriguez, WR	2012	Tampa Bay Storm
	2013	Orlando Predators
	2014	Pittsburgh Power
	2015-16	Jacksonville Sharks
	2016	Tampa Bay Storm
Lamar Rogers, OL/DL	1996	Tampa Bay Storm
	1997	Florida Bobcats
Fred Smith, WR/LB	1996-97	Milwaukee Mustangs
Tony Stevens, WR	2019	Columbus Destroyers
John Vaughn, K	2008	Orlando Predators

CFL

NAME, POS.	YEARS	TEAM
Darvin Adams, WR	2007-09	Hamilton Tiger-Cats
	2013-14	Toronto Argonauts
	2015-20	Winnipeg Blue Bombers
	2021-22	Ottawa RedBlacks
Cameron Artis-Payne, RB	2021	Montreal Alouettes
Karsten Bailey, WR	2004-05	Saskatchewan Roughriders
Robert Baker, WR	2004-06	Toronto Argonauts
	2006	Winnipeg Blue Bombers
Tray Blackmon, LB	2009	Calgary Stampeders
Eddie Blake, OL	1996, 2000	Winnipeg Blue Bombers
Dante Booker, DT	2004	BC Lions
	2006	Winnipeg Blue Bombers
Jayson Bray, DB	2002-03	Calgary Stampeders
	2003	BC Lions
	2004	Winnipeg Blue Bombers
Quan Bray, WR	2019-21	Montreal Alouettes
	2022-23	Ottawa RedBlacks
Sammie Coates, WR	2020-21	Saskatchewan Roughriders
	2022	Edmonton Elks
Antonio Coleman, DE	2013	Saskatchewan Roughriders
	2013	Calgary Stampeders
Charlie Collins, LB	1968-70	Montreal Alouettes
	1971-75	Saskatchewan Roughriders
Markeith Cooper, WR	2002	Toronto Argonauts
Brandon Council, OL	2023	Saskatchewan Roughriders
John Dailey, LB	1985	Edmonton Eskimos
Ernie Danjean, LB	1959-60	Hamilton Tiger-Cats
	1961-63	Calgary Stampeders
Deshaun Davis, LB	2020-21	Saskatchewan Roughriders
Ryan Davis, WR	2021-22	Ottawa RedBlacks
Damon Duval, K	2005-10	Montreal Alouettes
	2011	Edmonton Eskimos
Haven Fields, LB	2002	Hamilton Tiger-Cats
	2003	BC Lions
Ted Foret, T	1960	Montreal Alouettes
Jim Hall, E	1956	Hamilton Tiger-Cats
Harold Hallman, DT	1986-88	Calgary Stampeders
	1988-93	Toronto Argonauts
Martavius Houston, LB	1999-2000, 02	Toronto Argonauts
	2004	BC Lions
Jeff Jackson, LB	1991-92	Ottawa Rough Riders
	1993	BC Lions
Fob James, HB	1956	Montreal Alouettes
Tim Jessie, RB	1988-92	Winnipeg Blue Bombers
Kenny Kelly	2002	Toronto Argonauts
Ed King, G, T	1998	Saskatchewan Roughriders
	1999	Montreal Alouettes
Bill Langner, T	1974	Hamilton Tiger-Cats
	1974	Toronto Argonauts
Tommy Lorino, HB	1959	Edmonton Eskimos
Ricardo Louis, WR	2021	Saskatchewan Roughriders
Nick Marshall, DB/QB	2018-23	Saskatchewan Roughriders
Tre Mason, RB	2018	Saskatchewan Roughriders
Claude Matthews, DL	1982-83	Hamilton Tiger-Cats
Tray Matthews, DB	2021	Calgary Stampeders
Robert Meeks, OL	1995	Baltimore Stallions
Cassanova McKinzy, LB	2021	Calgary Stampeders
Jonathon Mincy, DB	2016-17	Montreal Alouettes
	2019-21	Edmonton Eskimos
Derrick Moncrief, LB	2017-19, 2023	Saskatchewan Roughriders
Quentin Riggins, LB	1990	Winnipeg Blue Bombers
Demetris Robertson, WR	2022	Montreal Alouettes
Prechae Rodriguez, WR	2008-09	Hamilton Tiger-Cats
Chris Shelling, DB, LB	1998-03	Hamilton Tiger-Cats
Shaun Shivers, RB	2023	BC Lions
Jim Sidle, TE	1967-68	BC Lions
Arryn Siposs, P	2021	Winnipeg Blue Bombers
Dan Skutack, LB	1982	Calgary Stampeders
Reggie Slack, QB	1993-94, 02	Toronto Argonauts
	1994, 03	Hamilton Tiger-Cats
	1995	Birmingham Barracudas
	1995-96	Winnipeg Blue Bombers
	1997-99	Saskatchewan Roughriders
Zeke Smith, LB, G	1962	Toronto Argonauts
	1963	Edmonton Eskimos
Tre Smith, RB	2008-09	Hamilton Tiger-Cats
Mickey Sutton, DB	1967-68	Montreal Alouettes

Auburn In Other Leagues

USFL

NAME	YEAR	TEAM
Courtney Taylor	2011-14	BC Lions
Cliff Toney, DB	1984-88	Edmonton Eskimos
Patrick Trahan, LB	2014	Edmonton Eskimos
Demond Washington, DB	2012-15	Winnipeg Blue Bombers
	2016-17	Hamilton Tiger-Cats
Cleve Wester, T	1959	Toronto Argonauts
Willie Whitehead, DE	1995	Baltimore Stallions
	1997-98	Hamilton Tiger-Cats
John Wiley, DB	1993	Sacramento Gold Miners
Andrew Williams, DL	2020	BC Lions
Darrell Williams, LB	2020-21	Calgary Stampeders
Duke Williams, WR	2017-18	Edmonton Eskimos
	2021-22	Saskatchewan Roughriders
	2023	Hamilton Tiger-Cats
Quency Williams, DL	1987-88	Calgary Stampeders
	1989-92	Winnipeg Blue Bombers
Jerry Wilson, WR	1962-64	Toronto Argonauts
Chris Woods, WR	1984-85	Edmonton Eskimos
	1986	Toronto Argonauts

NFL EUROPE

NAME, POS.	YEARS	TEAM
Thomas Bailey, WR	1997	Rhein Fire
Robert Baker, WR	2003	Frankfurt Galaxy
Jayson Bray, DB	2000	Frankfurt Galaxy
Carlo Cheattom, DB	1991	San Antonio Riders
Dameyune Craig, QB	1999	Scottish Claymores
Darrell Crawford, LB	1996	London Monarchs
Andy Fuller, TE	1997	Barcelona Dragons
Victor Hall, TE	1995	Barcelona Dragons
Nate Hill, DE	1991-92	Sacramento Surge
Jaret Holmes, K	2000	Berlin Thunder
Chuckie Johnson, DT	1995-96	Barcelona Dragons
	1996	Rhein Fire
Ed King, OT	1995	Barcelona Dragons
Win Lyle, K	1991	Birmingham Fire
Kendell Mack, OG	2001	Scottish Claymores
	2002	Frankfurt Galaxy
Dell McGee, DB	1999	Rhein Fire
Jeris McIntyre, WR	2005	Rhein Fire
Kevin McLeod, RB	2001	Frankfurt Galaxy
Bob Meeks, C	1996	Barcelona Dragons
Javor Mills, DE	2005	Cologne Centurions
Ben Nowland, C	2004-05	Frankfurt Galaxy
Craig Ogletree, LB	1992	Birmingham Fire
Kevin Porter, DB	1995	London Monarchs
Quentin Riggins, LB	1991	Raleigh Skyhawks
Tracy Rocker, DT	1992	Orlando Thunder
Lamar Rogers, DE	1995	Scottish Claymores
Stacy Searels, OT	1991	New York Knights
Chris Shelling, DB	1997-98	Rhein Fire
Reggie Slack, QB	1992	New York Knights
Brian Smith, LB	1992	New York Knights
Ricky Sutton, DE	1996	Barcelona Dragons
Ryan Taylor, LB	2000	Scottish Claymores
Brad Ware, DB	2000	Barcelona Dragons
Stan White, QB	1997	London Monarchs
William Whitehead, DE	1999	Frankfurt Galaxy
Horace Willis, DB	2004	Rhein Fire
Marcell Willis, WR	2006	Hamburg Sea Devils

Spring League

NAME	YEAR	TEAM
Sal Cannella	2021	Generals (South/Houston)
Robenson Therezie	2021	Conquerors (North/Indianapolis)

NAME	YEAR	TEAM
Calvin Ashley	2022-23	New Jersey Generals
Tom Banks	1983-84	Birmingham Stallions
Adam Bollinger	1983-84	Birmingham Stallions
Big Kat Bryant	2023	Memphis Showboats
Sal Cannella	2022	New Orleans Breakers
Chuck Clanton	1983-85	Birmingham Stallions
Blake Countess	2023	New Jersey Generals
Joe Cribbs	1983-85	Birmingham Stallions
Xavier Dampier	2023	Pittsburgh Maulers
Tony Fair	2022	Philadelphia Stars
John Franklin III	2022	Tampa Bay Bandits
	2023	Memphis Showboats
Brodarious Hamm	2023	Michigan Panthers
Marquel Harrell	2022	Michigan Panthers
Skip Johnston	1983-84	Birmingham Stallions
Bydarris Knighten	2023	Houston Gamblers
Zakoby McClain	2023	New Orleans Breakers
T.J. Neal	2022	Tampa Bay Bandits
	2023	Memphis Showboats
Doug Smith	1983-84	Birmingham Stallions
Freddie Smith	1983	Birmingham Stallions
Eli Stove	2023	New Orleans Breakers
Charlie Troutman	1983	Birmingham Stallions
Tyrone Truesdell	2023	New Jersey Generals
Christian Tutt	2022-23	New Jersey Generals
Ryan White	2022	Houston Gamblers

XFL

NAME	YEAR	TEAM
Cameron Artis-Payne	2020	Dallas Renegades
Sal Cannella	2023	Arlington Renegades
Sammie Coates	2020	Houston Roughnecks
Nick Coe	2023	Orlando Guardians
Javaris Davis	2023	Orlando Guardians
	2023	Arlington Renegades
Ryan Davis	2020	Tampa Bay Vipers
Marco Domio	2023	San Antonio Brahmas
Mike Horton	2023	Arlington Renegades
Darius James	2020	Dallas Renegades
Davonte Lambert	2020	St. Louis BattleHawks
	2023	Arlington Renegades
Gimel President	2020	St. Louis BattleHawks
Trovon Reed	2020	St. Louis BattleHawks
Stephen Roberts	2023	Vegas Vipers
Ryan White	2020	St. Louis BattleHawks
Tre' Williams	2020	Los Angeles Wildcats
Gabe Wright	2020	Houston Roughnecks
	2023	D.C. Defenders
Avery Young	2020	New York Guardians

Research by Scott Scroggins, Tyler Carter, Zachary Pike and Graham Thomas

2023 Opponent Directory

UMass

September 2 • Auburn, Ala.

Head Coach..... Don Brown (Norwich, 1977)
Career Record..... 96-56
Record at UMass..... 44-30
Series vs. Auburn..... first meeting
Football Contact..... Dan Colleran
Email..... dcolleran@umass.edu
Office..... (574) 339-9810
Website..... www.UMassAthletics.com

California

September 9 • Berkeley, Calif.

Head Coach..... Brent Brennan (Oregon, 1999)
Career Record..... 30-36
Record at UC..... 30-36
Series vs. Auburn..... first meeting
Football Contact..... Kyle McRae
Email..... mcrae@berkeley.edu
Office..... (510) 642-5363
Website..... www.calbears.com

Samford

September 16 • Auburn, Ala.

Head Coach..... Chris Hatcher (Valdosta St, 1995)
Career Record..... 172-95
Record at SU..... 51-38
Series vs. Auburn..... AU leads 28-0-1
At Auburn..... AU leads 14-0
At Birmingham..... AU leads 8-0-1
At Neutral..... AU leads 6-0
Football Contact..... Tyler Brain
Email..... tbrain@samford.edu
Office..... (205) 726-4350
Website..... www.SamfordSports.com

Texas A&M

September 23 • College Station, Texas

Head Coach..... Jimbo Fisher (Salem, 1990)
Career Record..... 122-44
Record at Texas A&M..... 39-21
Series vs. Auburn..... TAMU leads 7-6
At Auburn..... A&M leads 4-2
At College Station..... AU leads 4-1
At Neutral..... A&M leads 2-0
Football Contact..... Alan Cannon
Email..... acannon@athletics.tamu.edu
Office..... (979) 845-5725
Website..... www.12thman.com

Georgia

September 30 • Auburn, Ala.

Head Coach..... Kirby Smart (Georgia, 1999)
Career Record..... 81-15
Record at Georgia..... 81-15
Series vs. Auburn..... UGA leads 63-56-8
At Auburn..... UGA leads 18-12-2
At Athens..... AU leads 18-17
At Neutral..... UGA leads 28-26-6
Football Contacts..... Claude Felton
Email..... cfelton@sports.uga.edu
Office..... (706) 542-1621
Leland Barrow
Email..... leland@sports.uga.edu
Office..... (706) 542-6544
Website..... www.georgiadogs.com

LSU

October 14 • Baton Rouge, La.

Head Coach..... Brian Kelly (Assumption, 1983)
Career Record..... 273-100-2
Record at LSU..... 10-4
Series vs. Auburn..... LSU leads 31-23-1
At Auburn..... AU leads 12-9
At Baton Rouge..... LSU leads 17-7-1
At Neutral..... AU leads 5-4
Football Contact..... Michael Bonnette
Email..... mbonnet@lsu.edu
Office..... (225) 578-8226
Website..... www.lsusports.net

Ole Miss

October 21 • Auburn, Ala.

Head Coach..... Lane Kiffin (Fresno St., 1998)
Career Record..... 84-46
Record at Ole Miss..... 23-13
Series vs. Auburn..... AU leads 35-11
At Auburn..... AU leads 17-3
At Oxford..... AU leads 16-4
At Neutral..... tied 5-5
Football Contact..... Kyle Campbell
Email..... kyle@olemiss.edu
Office..... (662) 915-7522
Website..... www.olemissports.com

Mississippi State

October 28 • Auburn, Ala.

Head Coach..... Zach Arnett (New Mexico, 2009)
Career Record..... first year
Record at Mississippi State..... first year
Series vs. Auburn..... AU leads 65-29-2
At Auburn..... AU leads 30-8
At Starkville..... AU leads 14-8-1
At Neutral..... AU leads 21-13-1
Football Contact..... Brandon Langlois
Email..... Blanglois@athletics.msstate.edu
Office..... (662) 325-0093
Website..... www.hailstate.com

Vanderbilt

November 4 • Nashville, Tenn.

Head Coach..... Clark Lea (Vanderbilt, 2004)
Career Record..... 7-17
Record at VU..... 7-17
Series vs. Auburn..... tied 21-21-1
At Auburn..... AU leads 9-0
At Nashville..... VU leads 12-7
At Neutral..... VU leads 9-5-1
Football Contact..... Michael Scholl
Email..... mike.scholl@vanderbilt.edu
Office..... (574) 876-6248
Website..... www.MUTigers.com

Arkansas

November 11 • Fayetteville, Ark.

Head Coach..... Sam Pittman (Pittsburg St., 1986)
Career Record..... 19-17
Record at Arkansas..... 19-17
Series vs. Auburn..... AU leads 19-12-1
At Auburn..... AU leads 9-6-1
At Arkansas..... AU leads 9-6
At Neutral..... AU leads 1-0
Football Contact..... Kyle Parkinson
Email..... kparkin@uark.edu
Office..... (479) 575-2752
Website..... www.arkansasrazorbacks.com

New Mexico State

November 18 • Auburn, Ala.

Head Coach..... Jerry Kill (Southwestern, 1983)
Career Record..... 165-110
Record at NMSU..... 7-6
Series vs. Auburn..... AU leads 3-0
At Auburn..... AU leads 3-0
Football Contact..... Jon Opiela
Email..... jopiela@nmsu.edu
Office..... (575) 646-3269
Website..... www.NMStateSports.com

Alabama

November 25 • Auburn, Ala.

Head Coach..... Nick Saban (Kent St., 1973)
Career Record..... 280-69-1
Record at Alabama..... 189-27
Series vs. Auburn..... UA leads 49-37-1
At Auburn..... AU leads 11-7
At Tuscaloosa..... tied 7-7
At Neutral..... UA leads 36-20-1
Football Contact..... Josh Maxson
Email..... jmaxson@ia.ua.edu
Office..... (205) 348-3631
Website..... www.rolltide.com

Auburn Superlatives vs. SEC Opponents

Alabama

RUSHING ATTEMPTS

- 37 Rudi Johnson, 2000
- 32 Joe Cribbs, 1978

RUSHING YARDS

- 256 Bo Jackson, 1983
- 204 Carnell Williams, 2003

RECEPTIONS

- 11 Ryan Davis, 2017
- 9 Terry Beasley, 1970
- 8 Terry Beasley, 1971
- 8 Karsten Bailey, 1998

RECEIVING YARDS

- 206 Sammie Coates, 2014
- 141 Alexander Wright, 1989
- 139 Ryan Davis, 2017
- 138 Darvin Adams, 2009
- 131 Terry Beasley, 1970

PASSING ATTEMPTS

- 43 Nick Marshall, 2014
- 42 Patrick Nix, 1994
- 39 Ben Leard, 1999
- 39 Dameyune Craig, 1996

PASSING COMPLETIONS

- 27 Nick Marshall, 2014
- 26 Ben Leard, 1999
- 23 Patrick Nix, 1994
- 23 Bo Nix, 2020

PASSING YARDS

- 456 Nick Marshall, 2014
- 317 Pat Sullivan, 1970
- 274 Reggie Slack, 1989
- 270 Jason Campbell, 2004

PASSING TOUCHDOWNS

- 3 Cam Newton, 2010
- 3 Nick Marshall, 2014
- 2 Ben Leard, 1999
- 2 Patrick Nix, 1995
- 2 Jason Campbell, 2002
- 2 Brandon Cox, 2005
- 2 Chris Todd, 2009
- 2 Nick Marshall, 2013
- 2 T.J. Finley, 2021

TEAM BESTS

- Rushing Attempts 59 (1983, 1987)
- Rushing Yards.....355 (1983)
- Passing Attempts.....43 (2014)
- Passing Completions27 (2014)
- Passing Yards.....456 (2014)
- Total Offense.....630 (2014)

Arkansas

RUSHING ATTEMPTS

- 37 Peyton Barber, 2015
- 35 Carnell Williams, 2003
- 33 Kenny Irons, 2005

RUSHING YARDS

- 246 Stephen Davis, 1994
- 211 James Bostic, 1992
- 192 Kamryn Pettway, 2016
- 188 Cam Newton, 2010
- 184 Ben Tate, 2009
- 182 Kenny Irons, 2005
- 177 Cameron Artis-Payne, 2014
- 168 Tre Mason, 2013
- 150 Carnell Williams, 2003

RECEPTIONS

- 17 Willie Gosha, 1995
- 10 Emory Blake, 2012
- 10 Kamryn Pettway, 2016
- 10 Anthony Schwartz, 2020
- 9 Duke Williams, 2014
- 8 Ryan Davis, 2017

RECEIVING YARDS

- 222 Willie Gosha, 1995
- 156 Tim Carter, 2001
- 154 D'haquille Williams, 2014
- 146 Darius Slayton, 2017
- 134 Frank Thomas, 1993

PASSING ATTEMPTS

- 52 Patrick Nix, 1995
- 40 Daniel Cobb, 2001

PASSING COMPLETIONS

- 34 Patrick Nix, 1995
- 24 Robby Ashford, 2022
- 22 Daniel Cobb, 2001

PASSING YARDS

- 387 Patrick Nix, 1995
- 297 Jason Campbell, 2004
- 292 Bo Nix, 2021
- 285 Robby Ashford, 2022
- 254 Daniel Cobb, 2001
- 254 Sean White, 2015

PASSING TOUCHDOWNS

- 3 Jason Campbell, 2004
- 3 Brandon Cox, 2005
- 3 Bo Nix, 2019

TEAM BESTS

- Rushing Attempts57 (2016)
- Rushing Yards.....543 (2016)
- Passing Attempts.....52 (1995)
- Passing Completions34 (1995)
- Passing Yards.....387 (1995)
- Total Offense.....632 (2016)

Florida

RUSHING ATTEMPTS

- 33 James Brooks, 1980
- 30 Joe Cribbs, 1978

RUSHING YARDS

- 196 Bo Jackson, 1983
- 166 Brent Fullwood, 1986

RECEPTIONS

- 10 Thomas Bailey, 1994
- 9 Rodgeriquus Smith, 2007
- 8 Clifton Robinson, 1998

RECEIVING YARDS

- 176 Terry Beasley, 1970
- 117 Thomas Bailey, 1994

PASSING ATTEMPTS

- 51 Patrick Nix, 1994
- 39 Jeff Klein, 1999

PASSING COMPLETIONS

- 28 Patrick Nix, 1994
- 23 Stan White, 1993

PASSING YARDS

- 366 Pat Sullivan, 1970
- 319 Patrick Nix, 1994

PASSING TOUCHDOWNS

- 4 Pat Sullivan, 1970
- 3 Patrick Nix, 1994
- 3 Loran Carter, 1968

TEAM BESTS

- Rushing Attempts71 (1971)
- Rushing Yards.....316 (1983)
- Passing Attempts.....51 (1994)
- Passing Completions28 (1994)
- Passing Yards.....442 (1970)
- Total Offense.....566 (1970)

Auburn Superlatives vs. SEC Opponents

Georgia

RUSHING ATTEMPTS

41 Carnell Williams, 2001
38 Stacy Danley, 1988
37 Kenny Irons, 2005

RUSHING YARDS

250 Joe Cribbs, 1978
200 James Brooks, 1979

RECEPTIONS

13 Ryan Davis, 2018
13 Seth Williams, 2019
9 Ronney Danials, 1999
9 Karsten Bailey, 1998
8 Anthony Schwartz, 2020
8 Marcus Davis, 2015

RECEIVING YARDS

249 Ronney Danials, 1999
150 Lawyer Tillman, 1986

PASSING ATTEMPTS

50 Bo Nix, 2019
45 Gabe Gross, 1998
44 Pat Sullivan, 1970

PASSING COMPLETIONS

30 Bo Nix, 2019
24 Jarrett Stidham, 2018
24 Ben Leard, 2000
24 Ben Leard, 1999
24 Pat Sullivan, 1970

PASSING YARDS

416 Ben Leard, 1999
320 Pat Sullivan, 1970

PASSING TOUCHDOWNS

4 Pat Sullivan, 1971
3 Ben Leard, 1999
3 Jarrett Stidham, 2017

TEAM BESTS

Rushing Attempts74 (1977)
Rushing Yards.....438 (1978)
Passing Attempts.....50 (2019)
Passing Completions30 (2019)
Passing Yards.....416 (1999)
Total Offense.....566 (2013)

Kentucky

RUSHING ATTEMPTS

31 Ben Tate, 2009
28 Cam Newton, 2010
26 Peyton Barber, 2015
23 Kenny Irons, 2005
18 Bo Jackson, 1982
17 James Joseph, 1988
17 Carnell Williams, 2004

RUSHING YARDS

198 Cam Newton, 2010
167 Wallace Clark, 1970

RECEPTIONS

9 Terry Beasley, 1971
7 Ricardo Louis, 2015

RECEIVING YARDS

194 Terry Beasley, 1971
154 Ricardo Louis, 2015

PASSING ATTEMPTS

27 Pat Sullivan, 1970
27 Patrick Nix, 1995
27 Sean White, 2015
27 Bo Nix, 2020

PASSING COMPLETIONS

18 Patrick Nix, 1995
17 Sean White, 2015
16 Pat Sullivan, 1970
16 Bo Nix, 2020

PASSING YARDS

262 Patrick Nix, 1995
255 Sean White, 2015
253 Pat Sullivan, 1971

PASSING TOUCHDOWNS

3 Patrick Nix, 1995
2 Pat Sullivan, 1971

TEAM BESTS

Rushing Attempts66 (1974)
Rushing Yards.....388 (2005)
Passing Attempts.....35 (1969)
Passing Completions22 (1995)
Passing Yards.....304 (1971)
Total Offense.....589 (2005)

LSU

RUSHING ATTEMPTS

36 Rudi Johnson, 2000
35 James Brooks, 1980

RUSHING YARDS

218 Kenny Irons, 2005
217 Cam Newton, 2010
210 James Brooks, 1980
156 Kerryon Johnson, 2017
139 Rudi Johnson, 2000

RECEPTIONS

9 Clifton Robinson, 1998

RECEIVING YARDS

144 Sammie Coates, 2014
139 Sammie Coates, 2013
134 Terry Beasley, 1970
130 Clifton Robinson, 1998

PASSING ATTEMPTS

45 Dameyune Craig, 1997
44 Bo Nix, 2021
40 Brandon Cox, 2005
38 Ben Leard, 1998
38 Robby Ashford, 2022

PASSING COMPLETIONS

23 Bo Nix, 2021
23 Dameyune Craig, 1997
21 Ben Leard, 2000
21 Ben Leard, 1998

PASSING YARDS

342 Dameyune Craig, 1997
337 Robby Ashford, 2022
304 Ben Leard, 1999
300 Bo Nix, 2020

PASSING TOUCHDOWNS

3 Ben Leard, 1999
3 Bo Nix, 2020
2 Brandon Cox, 2007
2 Ben Leard, 1998
2 Ben Leard, 2000
2 Dameyune Craig, 1997
2 Nick Marshall, 2014
2 Jeremy Johnson, 2015
2 Robby Ashford, 2022

TEAM BESTS

Rushing Attempts72 (1981)
Rushing Yards.....440 (2010)
Passing Attempts.....48 (2021)
Passing Completions25 (1996)
Passing Yards.....342 (1997)
Total Offense.....566 (2014)

Auburn Superlatives vs. SEC Opponents

Ole Miss

RUSHING ATTEMPTS

- 38 Bo Jackson, 1985
- 36 Joe Cribbs, 1978

RUSHING YARDS

- 240 Bo Jackson, 1985
- 236 Kamryn Pettway, 2016
- 224 Ronnie Brown, 2002
- 179 Tank Bigsby, 2022

RECEPTIONS

- 9 Markeith Cooper, 1999
- 9 Anthony Schwartz, 2019
- 8 Kobe Hudson, 2021
- 8 Seth Williams, 2020
- 8 Chris Slaughter, 2008
- 8 Rodgeriquis Smith, 2007
- 8 Courtney Taylor, 2006
- 8 Terry Beasley, 1970 [Gator Bowl]

RECEIVING YARDS

- 161 Robert Baker, 1996
- 150 Ben Obomanu, 2003
- 150 Seth Williams, 2020
- 143 Terry Beasley, 1970 [Gator Bowl]
- 137 Ricardo Louis, 2015
- 131 Chris Slaughter, 2008

PASSING ATTEMPTS

- 44 Bo Nix, 2019
- 43 Kodi Burns, 2008
- 43 Pat Sullivan, 1970 [Gator Bowl]
- 41 Bo Nix, 2021
- 39 Patrick Nix, 1995
- 39 Stan White, 1992

PASSING COMPLETIONS

- 30 Bo Nix, 2019
- 28 Patrick Nix, 1995
- 27 Bo Nix, 2021
- 27 Kodi Burns, 2008
- 27 Pat Sullivan, 1970 [Gator Bowl]

PASSING YARDS

- 377 Bo Nix, 2021
- 372 Patrick Nix, 1995
- 351 Pat Sullivan, 1970 [Gator Bowl]
- 340 Bo Nix, 2019
- 319 Kodi Burns, 2008

PASSING TOUCHDOWNS

- 4 Clint Moseley, 2011

TEAM BESTS

- Rushing Attempts82 (1985)
- Rushing Yards.....438 (1985)
- Passing Attempts..... 44 (1970, 2019)
- Passing Completions30 (2019)
- Passing Yards.....383 (1995)
- Total Offense.....606 (1985)

Mississippi State

RUSHING ATTEMPTS

- 39 Kamryn Pettway, 2016
- 36 Joe Cribbs, 1978
- 35 James Joseph, 1989

RUSHING YARDS

- 214 Bobby Hunt, 1959
- 192 Tank Bigsby, 2020
- 182 Brandon Jacobs, 2003
- 179 Brent Fullwood, 1986

RECEPTIONS

- 10 Tyrone Goodson, 1996
- 9 Courtney Taylor, 2006
- 8 Ryan Davis, 2018
- 8 Freddie Hyatt, 1967

RECEIVING YARDS

- 175 Frank Sanders, 1994
- 161 Seth Williams, 2019
- 145 Tyrone Goodson, 1996

PASSING ATTEMPTS

- 54 Dameyune Craig, 1997
- 41 Dameyune Craig, 1996

PASSING COMPLETIONS

- 28 Dameyune Craig, 1996
- 23 Patrick Nix, 1995
- 23 Nick Marshall, 2013

PASSING YARDS

- 394 Dameyune Craig, 1996
- 339 Nick Marshall, 2013
- 311 Patrick Nix, 1994

PASSING TOUCHDOWNS

- 4 Dameyune Craig, 1996
- 4 Loran Carter, 1967

TEAM BESTS

- Rushing Attempts61 (1982, 1988)
-59 (1989)
- Rushing Yards.....405 (2003)
- Passing Attempts.....54 (1997)
- Passing Completions29 (1996)
- Passing Yards.....429 (1996)
- Total Offense.....664 (1970)

Missouri

RUSHING ATTEMPTS

- 46 Tre Mason, 2013 [SEC Championship]
- 19 Tank Bigsby, 2022
- 18 Kerryon Johnson, 2017
- 16 Nick Marshall, 2013 [SEC Championship]

RUSHING YARDS

- 304 Tre Mason, 2013 [SEC Championship]
- 101 Nick Marshall, 2013 [SEC Championship]
- 74 Kam Martin, 2017
- 65 Corey Grant, 2013 [SEC Championship]

RECEPTIONS

- 6 Sammie Coates, 2013 [SEC Champ]
- 4 Ryan Davis, 2017
- 4 Koy Moore, 2022
- 3 Rob Spivey, 1973 [Sun Bowl]
- 3 John Samuel Shenker, 2022

RECEIVING YARDS

- 94 Sammie Coates, 2013 [SEC Champ]
- 74 Koy Moore, 2022
- 61 Nate Craig-Myers, 2017
- 56 Rob Spivey, 1973 [Sun Bowl]
- 54 Will Hastings, 2017

PASSING ATTEMPTS

- 18 Robby Ashford, 2022
- 17 Jarrett Stidham, 2017
- 15 Phil Gargis, 1973 [Sun Bowl]

PASSING COMPLETIONS

- 13 Jarrett Stidham, 2017
- 12 Robby Ashford, 2022
- 9 Nick Marshall, 2013 [SEC Championship]
- 7 Phil Gargis, 1973 [Sun Bowl]

PASSING YARDS

- 218 Jarrett Stidham, 2017
- 132 Nick Marshall, 2013 [SEC Championship]
- 127 Robby Ashford, 2022
- 120 Phil Gargis, 1973 [Sun Bowl]

PASSING TOUCHDOWNS

- 2 Phil Gargis, 1973 [Sun Bowl]

TEAM BESTS

- Rushing Attempts74 (2013)
- Rushing Yards.....545 (2013)
- Passing Attempts.....21 (2017)
- Passing Completions16 (2017)
- Passing Yards.....219 (2017)
- Total Offense.....677 (2013)

Auburn Superlatives vs. SEC Opponents

South Carolina

RUSHING ATTEMPTS

- 41 Michael Dyer, 2011
- 27 Kenny Irons, 2006
- 25 Cam Newton, 2010
- 25 Cameron Artis-Payne, 2014
- 23 Michael Dyer, 2010

RUSHING YARDS

- 176 Cam Newton, 2010
- 167 Cameron Artis-Payne, 2014
- 164 Tank Bigsby, 2021
- 141 Michael Dyer, 2011
- 117 Kenny Irons, 2006
- 111 Tank Bigsby, 2020
- 102 Ricardo Louis, 2014
- 100 Michael Dyer, 2010

RECEPTIONS

- 7 Darvin Adams, 2010 [SECCG]
- 7 Eli Stove, 2020
- 7 Shedrick Jackson, 2021
- 6 Karsten Bailey, 1997
- 6 Anthony Schwartz, 2020

RECEIVING YARDS

- 217 Darvin Adams, 2010 [SECCG]
- 111 Shedrick Jackson, 2021
- 99 Karsten Bailey, 1997
- 65 Tyrone Goodson, 1997

PASSING ATTEMPTS

- 47 Bo Nix, 2020
- 39 Dameyune Craig, 1997
- 32 T.J. Finley, 2021
- 29 Brandon Cox, 2005

PASSING COMPLETIONS

- 24 Dameyune Craig, 1997
- 24 Bo Nix, 2020
- 19 Brandon Cox, 2005

PASSING YARDS

- 335 Cam Newton, 2010 [SECCG]
- 321 Dameyune Craig, 1997
- 272 Bo Nix, 2020
- 245 Brandon Cox, 2005

PASSING TOUCHDOWNS

- 4 Cam Newton, 2010 [SECCG]
- 2 Cam Newton, 2010
- 2 Dameyune Craig, 1997

TEAM BESTS

- Rushing Attempts67 (2011)
- Rushing Yards.....395 (2014)
- Passing Attempts.....47 (2020)
- Passing Completions 24 (1997, 2020)
- Passing Yards.....351 (2010) [SECCG]
- Total Offense.....589 (2010) [SECCG]

Tennessee

RUSHING ATTEMPTS

- 36 Carnell Williams, 2003
- 26 Michael Burks, 1998

RUSHING YARDS

- 214 Nick Marshall, 2013
- 207 Brent Fullwood, 1986
- 185 Carnell Williams, 2003
- 156 James Brooks, 1978

RECEPTIONS

- 8 Greg Taylor, 1990

RECEIVING YARDS

- 141 Chris Vacarella, 1976
- 129 Alexander Wright, 1989

PASSING ATTEMPTS

- 58 Stan White, 1990
- 45 Jarrett Stidham, 2018
- 40 Reggie Slack, 1989

PASSING COMPLETIONS

- 30 Stan White, 1990
- 28 Jarrett Stidham, 2018
- 27 Jason Campbell, 2004

PASSING YARDS

- 374 Jason Campbell, 2004
- 338 Stan White, 1990

PASSING TOUCHDOWNS

- 3 Jason Campbell, 2004
- 3 Stan White, 1990
- 3 Phil Gargis, 1976

TEAM BESTS

- Rushing Attempts74 (1984)
- Rushing Yards.....444 (2013)
- Passing Attempts.....58 (1990)
- Passing Completions30 (1990)
- Passing Yards.....374 (2004)
- Total Offense.....559 (2004)

Texas A&M

RUSHING ATTEMPTS

- 31 Bo Jackson, 1986 [Cotton Bowl]
- 30 Cameron Artis-Payne, 2014
- 29 Kerryon Johnson, 2017
- 27 Jovon Robinson, 2015

RUSHING YARDS

- 221 Cameron Artis-Payne, 2014
- 178 Tre Mason, 2013
- 159 Jovon Robinson, 2015
- 145 Kerryon Johnson, 2017
- 129 Bo Jackson, 1986 [Cotton Bowl]

RECEPTIONS

- 8 Darius Slayton, 2018
- 8 Tony Stevens, 2016
- 7 Ryan Davis, 2017
- 6 Shaun Shivers, 2021
- 6 Quan Bray, 2014

RECEIVING YARDS

- 107 Darius Slayton, 2018
- 106 Emory Blake, 2012
- 104 Sammie Coates, 2013
- 90 C.J. Uzomah, 2012
- 86 Tony Stevens, 2016

PASSING ATTEMPTS

- 41 Bo Nix, 2021
- 29 Jarrett Stidham, 2018
- 27 Sean White, 2016
- 27 Jarrett Stidham, 2017
- 23 Nick Marshall, 2013
- 23 Bo Nix, 2020
- 21 Nick Marshall, 2014

PASSING COMPLETIONS

- 20 Bo Nix, 2021
- 20 Jarrett Stidham, 2017
- 18 Jarrett Stidham, 2018
- 18 Sean White, 2016
- 15 Nick Marshall, 2014
- 15 Bo Nix, 2020
- 13 Jeremy Johnson, 2015

PASSING YARDS

- 268 Jarrett Stidham, 2017
- 239 Jarrett Stidham, 2018
- 236 Nick Marshall, 2013
- 219 Nick Marshall, 2014
- 153 Bo Nix, 2021
- 144 Bo Nix, 2020
- 132 Jeremy Johnson, 2015

PASSING TOUCHDOWNS

- 3 Jarrett Stidham, 2017
- 2 Jarrett Stidham, 2018
- 2 Jonathan Wallace, 2012
- 2 Nick Marshall, 2013

TEAM BESTS

- Rushing Attempts60 (2013)
- Rushing Yards.....379 (2013)
- Passing Attempts.....41 (2021)
- Passing Completions22 (2016)
- Passing Yards.....268 (2017)
- Total Offense.....615 (2013)

Auburn Superlatives vs. SEC Opponents

Vanderbilt

RUSHING ATTEMPTS

27 Ben Tate, 2008
 25 Kamryn Pettway, 2016
 20 Carnell Williams, 2002
 19 Carnell Williams, 2003
 19 Rudi Johnson, 2000

RUSHING YARDS

219 Joe Cribbs, 1979
 173 Kamryn Pettway, 2016
 170 Carnell Williams, 2002

RECEPTIONS

6 Marcel Willis, 2002
 5 Greg Taylor, 1990

RECEIVING YARDS

117 Jeris McIntyre, 2003
 109 Greg Taylor, 1990
 87 Marcel Willis, 2001

PASSING ATTEMPTS

27 Ben Leard, 2000
 24 Jason Campbell, 2001

PASSING COMPLETIONS

17 Jason Campbell, 2001
 14 Clint Moseley, 2012
 14 Brandon Cox, 2007
 14 Ben Leard, 2000
 14 Jeff Burger, 1987
 14 Bill Wade, 1987

PASSING YARDS

282 Jeff Burger, 1987
 247 Jason Campbell, 2001

PASSING TOUCHDOWNS

2 Jason Campbell, 2003
 2 Jeff Burger, 1987
 2 Chris Todd, 2008

TEAM BESTS

Rushing Attempts86 (1951)
 Rushing Yards.....438 (1979)
 Passing Attempts.....33 (2000)
 Passing Completions20 (1990)
 Passing Yards.....329 (1987)
 Total Offense.....518 (1990)

SEC Championship

RUSHING ATTEMPTS

46 Tre Mason vs. Missouri, 2013
 19 Carnell Williams vs. Tennessee, 2004
 17 Rudi Johnson vs. Florida, 2000
 16 Ronnie Brown vs. Tennessee, 2004
 16 Nick Marshall vs. Missouri, 2013

RUSHING YARDS

304 Tre Mason vs. Missouri, 2013
 101 Nick Marshall vs. Missouri, 2013
 100 Carnell Williams vs. Tennessee, 2004
 73 Cam Newton vs. South Carolina, 2010
 69 Heath Evans vs. Florida, 2000

RUSHING TOUCHDOWNS

4 Tre Mason vs. Missouri, 2013
 2 Cam Newton vs. South Carolina, 2010

RECEPTIONS

7 Darvin Adams vs. South Carolina, 2010
 7 Ryan Davis vs. Georgia, 2017
 6 Sammie Coates vs. Missouri, 2013
 6 Courtney Taylor vs. Tennessee, 2004
 6 Ben Obomanu vs. Tennessee, 2004
 6 Ronnie Brown vs. Tennessee, 2004

RECEIVING YARDS

217 Darvin Adams vs. South Carolina, 2010
 111 Courtney Taylor vs. Tennessee, 2004
 98 Hicks Poor vs. Tennessee, 1997
 94 Sammie Coates vs. Missouri, 2013
 93 Ben Obomanu vs. Tennessee, 2004

RECEIVING TOUCHDOWNS

2 Darvin Adams vs. South Carolina, 2010

PASSING ATTEMPTS

35 Jason Campbell vs. Tennessee, 2004
 34 Dameyune Craig vs. Tennessee, 1997
 32 Jarrett Stidham vs. Georgia, 2017
 30 Ben Leard vs. Florida, 2000
 28 Cam Newton vs. South Carolina, 2010

PASSING COMPLETIONS

27 Jason Campbell vs. Tennessee, 2004
 17 Ben Leard vs. Florida, 2000
 17 Cam Newton vs. South Carolina, 2010
 16 Jarrett Stidham vs. Georgia, 2017
 14 Dameyune Craig vs. Tennessee, 1997

PASSING YARDS

282 Jeff Burger, 1987
 247 Jason Campbell, 2001

PASSING TOUCHDOWNS

4 Cam Newton vs. South Carolina, 2010
 3 Jason Campbell vs. Tennessee, 2004
 2 Dameyune Craig vs. Tennessee, 1997

TEAM BESTS

Rushing Attempts74 (2013)
 Rushing Yards.....545 (2013)
 Passing Attempts.....43 (2000)
 Passing Completions27 (2004)
 Passing Yards.....374 (2004)
 Total Offense.....677 (2013)

Homecoming History

Homecoming on the Plains

The 110th observance of Homecoming at Auburn and the Tigers' 97th Homecoming football game comes to Jordan-Hare Stadium September 13 when Auburn hosts Samford.

Homecoming at Auburn began in June, 1913, when Dr. Charles Thach, president of then Alabama Polytechnic Institute, issued a proclamation calling for "the observance of a Homecoming for all those loyal sons who, as former Auburn students, have passed through her portals and received her honors."

Homecoming festivities were held in connection with the spring commencement exercises until 1924. Auburn beat Clemson, 13-0, in Auburn's first Homecoming game. The game was played on old Drake Field, now the parking lot for Haley Center.

Until the first section of Jordan-Hare Stadium was completed in 1939, Auburn sometimes observed Homecoming in Montgomery or Columbus, Ga., since adequate campus facilities were not available. Auburn did not have Homecoming games in 1930 and 1938. There was no football team in 1943 due to WWII.

Auburn is 84-8-4 at Homecoming. Mississippi State (16 times) has been the most common Homecoming guest.

Homecoming Results (84-8-4)

DATE	OPPONENT	SCORE	W-L-T	ATT.
10/4/24	Clemson	13-0	W	
10/10/25	VPI	19-0	W	
10/2/26	Clemson	47-0	W	
10/8/27	Florida	6-33	L	
10/6/28	Clemson	0-6	L	
10/11/29	Florida	0-19	L	
1930	NO GAME			
10/31/31	Spring Hill	27-7	W	
11/1/32	Erskine	77-0	W	
11/11/33	Oglethorpe	27-6	W	
9/29/34	Oglethorpe	15-0	W	
11/16/35	Oglethorpe	51-0	W	
11/21/36	Loyola	44-0	W	
11/20/37	Georgia	0-0	T	
1938	NO GAME			
11/30/39	Florida	7-7	T	
11/9/40	Clemson	21-7	W	
11/29/41	Clemson	28-7	W	
11/28/42	Clemson	41-13	W	
1943	NO TEAM			
11/4/44	Presbyterian	57-0	W	
11/3/45	Florida	19-0	W	
10/5/46	Furman	46-6	W	
10/4/47	Louisiana Tech	14-0	W	
10/2/48	Louisiana Tech	13-13	T	
11/5/49	Mississippi State	25-6	W	
11/25/50	Clemson	0-41	L	
10/13/51	Florida	14-13	W	
11/8/52	Mississippi State	34-49	L	
10/31/53	Florida	16-7	W	
11/20/54	Clemson	27-6	W	
11/5/55	Mississippi State	27-26	W	
11/10/56	Mississippi State	27-20	W	
11/2/57	Florida	13-0	W	
11/8/58	Mississippi State	33-14	W	
10/31/59	Florida	6-0	W	
11/5/60	Mississippi State	27-12	W	
10/28/61	Clemson	24-14	W	
11/10/62	Mississippi State	9-3	W	
11/2/63	Florida	19-0	W	
11/7/64	Mississippi State	12-3	W	
10/30/65	Florida	28-17	W	
10/22/66	TCU	7-6	W	34,976
11/11/67	Mississippi State	36-0	W	40,871
10/26/68	Miami (Fla.)	31-6	W	44,710
11/8/69	Mississippi State	52-13	W	47,600
10/24/70	LSU	9-17	L	62,392
10/23/71	Clemson	35-13	W	55,000
10/28/72	Florida State	27-14	W	58,122

DATE	OPPONENT	SCORE	W-L-T	ATT.
10/27/73	Houston	7-0	W	58,426
10/26/74	Florida State	38-6	W	58,709
11/8/75	Mississippi State	21-21	T	64,796
10/23/76	Florida State	31-19	W	58,500
11/5/77	Mississippi State	27-13	W	58,000
10/28/78	Wake Forest	21-7	W	52,120
11/10/79	Mississippi State	14-3	W	59,186
11/8/80	Southern Miss	31-0	W	56,800
11/7/81	North Texas	20-0	W	63,000
11/6/82	Rutgers	30-7	W	58,000
11/5/83	Maryland	35-23	W	75,600
11/10/84	Cincinnati	60-0	W	74,750
11/9/85	East Carolina	35-10	W	65,600
11/8/86	Cincinnati	52-7	W	63,500
10/24/87	Mississippi State	38-7	W	79,900
11/5/88	Southern Miss	38-8	W	73,787
10/28/89	Mississippi State	14-0	W	84,105
11/10/90	Southern Miss	12-13	L	85,214
10/26/91	Mississippi State	17-24	L	82,214
10/24/92	Louisiana-Lafayette	25-24	W	74,327
11/6/93	New Mexico State	55-14	W	82,128
11/5/94	East Carolina	38-21	W	84,738
11/4/95	ULM	38-14	W	78,149
11/9/96	ULM	28-24	W	78,309
10/11/97	Louisiana Tech	49-13	W	84,761
11/7/98	UCF	10-6	W	80,743
11/6/99	UCF	28-10	W	78,804
10/21/00	Louisiana Tech	38-28	W	82,140
10/20/01	Louisiana Tech	48-41 (OT)	W	86,063
11/9/02	ULM	52-14	W	84,618
11/1/03	ULM	73-7	W	81,061
10/9/04	Louisiana Tech	52-7	W	77,016
9/24/05	Western Kentucky	37-14	W	80,632
10/21/06	Tulane	38-13	W	79,837
11/3/07	Tennessee Tech	35-3	W	85,754
11/8/08	UT-Martin	37-20	W	85,365
11/7/09	Furman	63-31	W	81,506
11/6/10	Chattanooga	62-24	W	87,451
11/19/11	Samford	35-16	W	85,347
11/3/12	New Mexico State	42-7	W	74,676
10/12/13	Western Carolina	62-3	W	84,171
9/27/14	Louisiana Tech	45-17	W	87,451
10/3/15	San Jose' State	35-21	W	87,451
10/1/16	ULM	58-7	W	84,243
9/16/17	Mercer	24-10	W	87,033
9/29/18	Southern Miss	24-13	W	83,792
9/14/19	Kent State	55-16	W	84,542
11/21/20	Tennessee	30-17	W	17,490
9/25/21	Georgia State	34-24	W	86,650
9/24/22	Missouri	17-14 (OT)	W	85,750

LONGEST STREAK 31 wins (1992-current)

Auburn Homecoming Opponents		
School	No.	
Mississippi State	16	Louisiana-Lafayette
Clemson	10	ULM
Florida	10	Loyola
Louisiana Tech	8	Maryland
ULM	4	Mercer
Florida State	3	Miami (Fla.)
Oglethorpe	3	Missouri
Southern Miss	3	North Texas
Cincinnati	2	Presbyterian
Central Florida	2	Rutgers
Furman	2	Samford
New Mexico State	2	San Jose' State
Southern Miss	2	Spring Hill
UT-Chattanooga	1	TCU
East Carolina	1	Tennessee
Erskine	1	Tennessee Tech
Georgia	1	Tulane
Georgia State	1	UT-Martin
Houston	1	Virginia Tech
Kent State	1	Wake Forest
LSU	1	Western Carolina
		Western Kentucky

The Deep South's Oldest Rivalry

Auburn and Georgia have met 127 times in the Deep South's oldest rivalry. The two teams first met in 1892 when they played the first college football game in Southern history.

DEEP SOUTH'S OLDEST RIVALRY

The Auburn-Georgia series is tied for the second-most played active series in the nation (Football Bowl Subdivision). The FBS series with the most games played are listed below:

No	Opponents	Series
132	Minnesota-Wisconsin	tied, 62-62-8
127	Auburn-Georgia	UGA, 63-56-8
127	North Carolina-Virginia	UNC, 65-58-4
126	Miami (OH)-Cincinnati	UC, 60-59-7
126	Oregon-Oregon State	UO, 67-49-10
125	Stanford-California	SU, 65-49-11

ROAD-FIELD ADVANTAGE

The Auburn-Georgia series has taken hospitality to a new level. Auburn owns a winning record in Athens (18-16) while Georgia has a winning mark on the Plains (19-12-2). The Tigers have won nine of their last 17 games at Sanford Stadium and Georgia has won on 10 of its last 15 trips to Jordan-Hare Stadium.

Former Auburn coach Terry Bowden never beat Georgia in Auburn (0-1-1), but never lost to the Bulldogs in Athens (3-0). Tommy Tuberville had a better road record (3-2) than home record (2-3) against Georgia and Pat Dye had a better record in Athens (4-2) than he did against Georgia in Auburn (3-3).

Even legendary Georgia coach Vince Dooley (1964-88), an Auburn graduate, had better success against the Tigers in Auburn (7-5-1) than he did in Athens (4-8).

MORE AU-UGA SERIES NOTES

Through 127 meetings, Georgia has outscored Auburn by just 248 points (2,193-1,945) ... In games decided by three points or less, Auburn leads 8-5-8 ... In games decided by seven points or less, Georgia leads 26-20-8 ... The 2009 contest was the first time in 19 meetings and just the second time in 33 years that one or both schools were unranked in the Associated Press poll when playing each other; both teams were also unranked in 2015 ... The last time that neither team was ranked entering the game was 1991 ... Auburn has had more individual 150-yard rushing performances against Georgia (11) than any other opponent ... The Tigers had a stretch of at least one rushing touchdown in 20 consecutive games against Georgia, and 31 of the last 32 in the series, snapped in 2009.

OLD SERIES

World war has been the only thing strong enough to keep Auburn and Georgia from playing football. The two teams did not play in 1943, only because Auburn did not field a team due to World War II. The two teams did not play in 1917 and 1918 because of WWI. With

those two exceptions, Auburn and Georgia have played continuously since 1898.

The Auburn-Georgia series (127 games) is older than Georgia-Georgia Tech (116 games) and Auburn-Alabama (87 games). Auburn and Georgia first played in 1892. They first played their intrastate rivals in 1893.

CHANGING TIMES

The 2009 Auburn-Georgia game in Athens had a sellout crowd and a gate of more than \$1 million.

Ralph "Shug" Jordan, who was an assistant at Georgia before becoming Auburn's winningest head coach, often used the Auburn-Georgia series, his favorite rivalry, as an example of the growth of college football.

One of his favorite stories was how gate receipts from early Auburn-Georgia games were divided. It involved Auburn's Cliff Hare and Georgia's Charles Herty, their friendship and the relationship between the two schools that brought college football to the Deep South.

"They would come to Dean Hare's house on Gay Street in Auburn after the game in Columbus to divide the money," Jordan said. "They would take the gate receipts out of an old cigar box, spread it on the kitchen table and say, 'a dollar for you and a dollar for us' until the game proceeds were divided equally between the two schools."

Today, it takes a team of accountants in Auburn, Athens and the SEC office in Birmingham weeks to do what two men, Hare and Herty, used to do in a matter of minutes.

HONORED FOES

Of Auburn's major rivals whose games were once played at neutral sites, Georgia is the only school to come to Auburn without argument. In fact, both Auburn and Georgia used a home-and-home AU-UGA series as the base for major stadium additions.

Alabama, Tennessee and Georgia Tech all indicated they would drop Auburn rather than play at what was then known as Cliff Hare Stadium.

UGA 56, AU 49: AN SEC FIRST

The 1996 Auburn-Georgia game, the 100th in the series, was the first SEC game ever to go into overtime. Georgia won 56-49 in four OTs. It was the longest game in SEC history, until the 2001 Arkansas-Ole Miss game that lasted seven overtime periods.

Auburn and Georgia have split two overtime games between the two schools. Georgia claimed the 1996, four-overtime contest, with Auburn claiming a 29-26 overtime victory at Jordan-Hare Stadium in 2000.

WILLIAMS SETS RECORD IN 2001

In 2001's 24-17 win in Athens, then-freshman Carnell Williams set a new Auburn record when he carried the ball 41 times against Georgia. Williams' 41 carries broke the old record of 38 set by both Stacy Danley (1988) and Bo Jackson (1985). For the game, Williams rushed for 167 yards and two touchdowns and was named the SEC Player of the Week.

100-YARD RUSHERS VERSUS UGA

Since 1970, Auburn has had 26 100-yard rushing performances against Georgia, including two 100-yard rushers in three games (1974, '78, '79). The Tigers have had a 100-yard rusher in seven of the last 18 years. Rudi Johnson gained 152 yards in 2000, Carnell Williams followed with 167 yards in 2001, Ronnie Brown ran for 124 yards in 2002, Williams went for 101 in 2004 and Kenny Irons rushed for 179 yards in 2005. Cam Newton rushed for 151 yards in 2010. Tre Mason ran for 115 yards in a 2013 victory by the Tigers. From 1982-85, Auburn had four straight 100-yard rushers vs. the Bulldogs when the feat was accomplished by Lionel James (1982, 8-111, TD), Bo Jackson (1983, 18-118), Tommie Agee (1984, 9-115) and Jackson (19-121, 2 TD).

PRAYER IN JORDAN-HARE

In perhaps the most dramatic moment of the series and late in the 2013 matchup at Jordan-Hare Stadium, Auburn wide receiver Ricardo Louis caught a tipped pass from quarterback Nick Marshall on fourth down and raced 73 yards for a touchdown to give the Tigers a 43-38 lead in the final minute of the game. Auburn's defense then withstood a furious drive by Georgia in the final 25 seconds to secure the victory and set the stage for an even more memorable Iron Bowl just two weeks later.

The Iron Bowl

Auburn-Alabama. Alabama-Auburn. In the heart of Dixie, whichever way you look at it, you live it 365 days a year.

The series between Auburn and Alabama began on Feb. 22, 1893, when the two teams met for the first time at Birmingham's Lakeview Park. An estimated 2,000 fans saw the Auburn Orange and Blue defeat the Alabama Crimson 32-22. Thus, began a rivalry, the nation's fiercest.

Disagreements between the schools started immediately after the game. Alabama includes the loss as the last game of the 1892 season while Auburn puts the victory as the first game of the 1893 season, the first of many disputes that make the rivalry more than just a football game.

The rivalry went on a 41-year hiatus after the teams met for the 12th time in 1907, in what seemed to be a minor dispute involving teams' expenses and officiating. Neither team could agree on how much money each player should be allotted for the trip to Birmingham for the game. A disagreement on what section of the country the officials should come from also existed.

Auburn wanted an expense of \$3.50 per day for its 22 players while Alabama offered just \$3.00 per day for 20 Auburn players. Also, Auburn head coach Mike Donahue wanted a Northerner to officiate the game, while the Alabama coaching staff demanded a Southern man call the game. The small dispute turned into a 41-year drought in the series.

People across the state wanted an end to the dispute, but both schools disregarded the idea of a football game. In 1923, Auburn president Dr. Spright Dowell, said the game should not be played because "football would tend to become the all-the-topic of both institutions." In 1944, the University of Alabama Board of Trustees said the game would "result in an accelerated over-emphasis of football in the state."

It took a resolution by the Alabama House of Representatives to renew the rivalry. In 1947, the House wrote a resolution that encouraged the schools to "make possible the inauguration of a full athletic program between the two schools." On April 22, 1948, Auburn president Dr. Ralph Draughon and Alabama president Dr. John M. Gallalee met to discuss the recommendation. The two met again on May 2 and an agreement was reached. The teams renewed the series on Dec. 4, 1948, at Birmingham's Legion Field. Alabama defeated the Tigers 55-0 to begin the rivalry a second time.

From 1950 to 1963, defense was the key to the game as the losing team never scored more than eight points in a game. Nine shutouts were registered in the 13-year span, with Alabama winning six of those games. Alabama's most prosperous years in the series were 1960-81 as the Tide amassed an 18-4 record against the Tigers. Alabama currently holds a 47-37-1 advantage in the series, mainly due to nine consecutive victories over Auburn from 1973-81. Auburn's longest winning streak against Alabama is six games, 2002-07.

To Auburn people, one of the most incredible Auburn-Alabama games came Dec. 2, 1972. A few days before the game, Alabama head coach Bear Bryant incited the rivalry when he told reporters that he would rather "beat that cow college once than beat Texas 10 times." That set the stage as second-ranked Alabama brought a 10-0 record into Legion Field to meet the ninth-ranked Tigers,

which were 8-1.

For the entire game, Bama's defense held the Auburn offense in check. With 5:30 remaining in the game, 16-point favorite Alabama held a seemingly insurmountable 16-3 lead. The Tigers, perhaps fueled by Bryant's remarks, came roaring back for one of the best finishes in history. Auburn's Bill Newton blocked two Alabama punts and David Langer ran both in for touchdowns as Auburn came back to win 17-16. Newton and Langer will forever be remembered for the now famous "Punt Bama Punt" game.

Though Alabama dominated the series through the 60s and 70s, the rivalry reached new heights in the 80s as the average margin of victory was a mere 6.4 points. Some classic battles were waged; two that epitomize the series came in 1985 and 1986. Auburn won the 1986 meeting on a Lawyer Tillman reverse into the endzone with 32 seconds remaining to down Bama 21-17. Alabama won the 1985 game, 25-23, on a 52-yard Van Tiffin field goal as the clock expired.

A historic new page was added to the rivalry in 1989 when Alabama came to Auburn's Jordan-Hare Stadium for the first time. The game was held on Dec. 2, 1989, exactly 17 years after the Tigers' 1972 miracle win over the Tide. Just like the 1972 meeting, Bama came into the game with a 10-0 record and a No. 2 ranking. Before a Jordan-Hare Stadium record crowd of 85,319, Auburn ended Alabama's national title hopes with a monumental 30-20 victory.

The Auburn-Alabama game has been played in five different cities and eight different stadiums, but since the rivalry was renewed in 1948, the game has been played either at Legion Field, Bryant-Denny or Jordan-Hare Stadium.

In 2000, an old chapter in the storied rivalry was re-opened as Auburn returned to Tuscaloosa for the first time since 1901. Rain, sleet and freezing temperatures greeted the Tigers in their first-ever visit to Bryant-Denny Stadium. The Tigers prevailed with a 9-0 victory and not only avenged the Tigers' first-ever loss to the Tide in Auburn the year before, but also clinched the SEC Western Division title and a trip to the SEC Championship game.

From 2002-07, Auburn reeled off a school-record six consecutive victories over Alabama, including a 21-13 victory in 2004 in Tuscaloosa en route to a perfect 13-0 season. The following year, Auburn sacked Alabama quarterbacks a school-record 11 times in a 28-18 win.

In 2010, Alabama raced to a 24-0 first-half lead at Bryant-Denny Stadium before the Tigers rallied for a 28-27 victory. The 24-point deficit marked the biggest comeback in school history and was a defining moment in Auburn's 2010 BCS National Championship season.

In one of the most memorable games in college football history, Auburn recorded a 34-28 victory in 2013 in Jordan-Hare Stadium. The Tigers scored the winning touchdown in dramatic fashion when Chris Davis returned a missed field goal attempt 109 yards (100 officially) down the Auburn sideline for the score. The play known as the "Kick Six" propelled the Tigers on to the SEC Championship game.

The ODK-James E. Foy V Sportsmanship Trophy

On July 13, 1948, the two circles of Omicron Delta Kappa national leadership honor society from Alabama and Auburn joined together to sponsor a trophy devoted to sportsmanship between the two universities. The ODK-James E. Foy V Sportsmanship Trophy is a tradition which symbolizes the good relationship which resulted in the renewal of the rivalry between the two schools.

The trophy is awarded to the winner of the football game at the half time of the Auburn-Alabama men's basketball game on their home court. The trophy remains in their care until the next year's presentation.

In January, 1978, the trophy was dedicated to Dean James E. Foy V upon his retirement as dean of student affairs at Auburn, a position he obtained in 1950 after serving as assistant dean of students at Alabama.

Auburn-Alabama Notes

- * There have been 24 shutouts in the rivalry. The Tide has won 16 of those games.
- * The most points scored is 55 (UA, 1948 and 2014) in the series renewal. The most combined points is 99 in Alabama's 55-44 win in 2014.
- * The team leading at halftime has won 70 percent of the time. The game has been tied at the half on nine occasions, with Alabama winning eight of those.
- * There have been six one-point games, with Auburn winning five: 1949 (AU, 14-13), 1972 (AU, 17-16), 1982 (AU, 23-22), 1996 (UA, 24-23), 1997 (AU, 18-17) and 2010 (AU, 28-27)
- * 26 of the last 39 meetings have been decided by 10 points or fewer.
- * Auburn and Alabama have never had losing records in the same season.
- * The first overtime game in the series occurred in 2021.

Auburn-Alabama Records

MOST RUSHES: 46, Derrick Henry, UA (2015)
AU record: 37, Rudi Johnson (2000)
MOST YARDS RUSHING: 271, Derrick Henry, UA (2015)
AU record: 256, Bo Jackson (1983)
MOST PASS ATTEMPTS: 55, Scott Hunter, UA (1969)
AU record: 43, Nick Marshall (2014)
MOST PASS COMPLETIONS: 30, Scott Hunter, UA (1969)
AU record: 27, Nick Marshall (2014)
MOST YARDS PASSING: 484, Scott Hunter, UA (1969)
AU record: 456, Nick Marshall (2014)
MOST TD PASSES: 5 by Tua Tagovailoa, UA (2018);
Mac Jones, UA (2020)
AU: 3, Cam Newton (2010); Nick Marshall (2014)
MOST RECEPTIONS: 13, Amari Cooper, UA (2014);
John Metchie, UA (2021)
AU record: 11, Ryan Davis (2017)
MOST YARDS RECEIVING: 224, Amari Cooper, UA (2014)
AU record: 206, Sammie Coates (2014)
MOST FIELD GOALS: 5, Daniel Carlson, AU (2014)
UA record: 5, Adam Griffith (2015)
LONGEST RUSH: 85 (TD), Joe Cribbs, AU (1977)
UA record: 80 (TD), Benny Nelson (1963)
LONGEST PASS: 99 (TD), A.J. McCarron to Amari Cooper, UA (2013)
AU record: 77 (TD), Jeremy Johnson to Jason Smith (2015)
LONGEST PUNT: 71, Tank Williamson, UA (1991)
AU record: 67, David Beverly (1970)
LONGEST FIELD GOAL: 52, Van Tiffin, UA (1984 & 1985); Al Del Greco, AU (1980); Daniel Carlson, AU (2016); Anders Carlson, AU (2019)
LONGEST KICKOFF RETURN: 100 (TD), George Ranager, UA (1969); Ray Ogden, UA (1964)
AU record: 83 (TD), Oterio McCaleb (2011)
LONGEST INT RETURN: 100 (TD), Zakoby McClain, AU (2019)
UA record: 61 (TD) by Antonio Langham (1992)
LONGEST MISSED FG RETURN: 100 (TD) (actually 109), Chris Davis, AU (2013)
UA record: none

Auburn Athletics Communications

Auburn Athletics Communications

The Auburn Athletics Communications staff hopes that you will find this publication useful while covering Auburn football during the 2023 season. If you should require further information and/or have any special media requests, please contact the athletics communications office at (334) 844-9800.

Associate AD/Communications	Kirk Sampson
E-Mail	kirk@auburn.edu
Twitter	@AuburnSID
Office Phone	(334) 844-9800
Cell Phone	(334) 750-1385

Asst. AD/Communications/Football	Shelly Poe
E-Mail	slp0019@auburn.edu
Twitter	@shellypoe
Office Phone	(334) 844-9800
Cell Phone	(334) 707-4910

Assistant Director/Football	Kendra Willard
E-Mail	kal0014@auburn.edu
Twitter	@KendraWillardAU
Office Phone	(334) 844-9645

Assistant Director/Football	Wes Todd
E-Mail	wlt0006@auburn.edu
Twitter	@wtodd1
Cell Phone	(334) 750-5682

Assistant Director/Football	George Nunnelley
E-Mail	gwn0001@auburn.edu
Twitter	@gnunnelley
Cell Phone	(502) 609-9982

Administrative Assistant	Kathy Harker
E-Mail	harkeka@auburn.edu
Office Phone	(334) 844-9800

Photographer	Austin Perryman
E-Mail	atperryman@auburn.edu
Cell Phone	(931) 993-1911

Videographer	Andrew Aaron
E-Mail	aba0016@auburn.edu
Cell Phone	(334) 750-7133

Mailing Address	392 South Donahue Dr. Auburn, AL 36849
-----------------	---

Athletics Communications Phone: (334) 844-9800
Athletics Communications Fax: (334) 844-9807

AuburnTigers.com
@AuburnFootball / @AuburnTigers

Auburn Athletics Communications Staff




Kirk Sampson
Senior Associate AD
Communications



Shelly Poe
Assistant AD
Communications



Kendra Willard
Associate Director
Communications



Wes Todd
Assistant Director
Communications



Taylor Shirey
Assistant Director
Communications




George Nunnelley
Assistant Director
Communications



Greg Ostendorf
Assistant Director
Strategic
Communications



Jeff Shearer
Director
Strategic
Communications




Thomas Hoffman
Assistant Director
Communications



Marlene Navor
Director
Communications



Kathy Harker
Administrative
Assistant



Austin Perryman
Photographer



Scott Scroggins
Research
Assistant



Tucker Cleverdon
Student
Assistant



Riley Hubbard
Graduate
Assistant



Jen Dietrich
Graduate
Assistant

Auburn Sports Network

2023 FOOTBALL AFFILIATES

Town	Affiliate	Frequency
Abbeville	WESZ	98.7 FM
Albany, GA	WVRK	102.9 FM
Atlanta, GA	WYKG	105.5 FM
	WYKG	1430 AM
	WXKG	1010 AM
Alexander City	WKGA	97.5 FM
Andalusia	WAAO	93.7 FM
Auburn	WGZZ	94.9 FM
Bainbridge, GA	WMGR	99.3 FM
	WMGR	930 AM
Birmingham Centre	WJQX	100.5 FM
	WEIS	100.5 FM
	WEIS	990 AM
Columbus, GA	WVRK	102.9 FM
Cullman	WKUL	92.1 FM
	WKUL	98.3 FM
Demopolis	WZNJ	106.5 FM
Dothan	WESP	102.5 FM
Eufaula	WVRK	102.9 FM
Evergreen	WPPG	101.1 FM
Flomaton	WPFL	105.1 FM
Florence	WMSR	94.9 FM
Foley	WHEP	92.5 FM
	WHEP	1310 AM
Fort Payne	WZOB	100.9 FM
	WZOB	1250 AM
Gadsden	WGAD	1350 AM
Greenville	WQZX	94.3 FM
Hackleburg	WFMH	95.5 FM
Huntsville	WQRV	100.3 FM
Jasper	WJBE	88.5 FM
LaGrange, GA	WELR	102.3 FM
Macon, GA	WVRK	102.9 FM
Mobile	WAVH	106.5 FM
Montgomery	WLWI	92.3 FM
Moulton	WALW	97.9 FM
Ocean Springs, MS	WAVH	106.5 FM
Oxford	WTDR	92.7 FM
Panama City, FL	WGSX	104.3 FM
Pensacola, FL	WPFL	105.1 FM
Roanoke	WELR	102.3 FM
Scottsboro	WWIC	1050 AM
Selma	WHBB	1490 AM
Spartanburg, SC	WASC	1530 AM
Sylacauga	WYEA	100.3 FM
	WYEA	1290 AM
Thomasville	WJDB	95.5 FM
Troy	WTBF	970 AM
Tuscaloosa	WJQX	100.5 FM
Vernon	WVSA	100.7 FM
	WVSA	1380 AM

Sirius XM Satellite Radio
TuneIn
Auburn Gameday App
AuburnTigers.com



AUBURN

SPORTS NETWORK

Auburn Sports Properties is owned and operated by Playfly Sports, the official worldwide marketer of Auburn University Athletics. Auburn Sports Properties is the exclusive marketer and producer of Auburn sports programming such as radio and television broadcasts, corporate hospitality, in-venue signage, social media integration, promotional activities, and intellectual property rights. Advertisers and marketers with a statewide, regional, or national interest can utilize Auburn Sports Properties as a "one stop shop" for the following:

- Statewide & Regional Radio Network
- Statewide & Regional Television
- Stadium & Arena Signage
- Publications
- Promotional Licensing
- Coaches Endorsements
- Consumer & Event Promotions
- Digital Strategy

The Auburn Sports Network is the radio division of Auburn Sports Properties and provides coverage throughout the state of Alabama and into portions of Georgia, Florida, South Carolina, Tennessee, Arkansas and Mississippi with its 50+-station radio network. Fans can also hear the broadcasts nationwide and globally via the Auburn Tigers gameday app, SiriusXM Satellite Radio, Auburn's exclusive TuneIn channel and online at www.AuburnTigers.com.



Ben Harling
General Manager



Andy Burcham
Play-by-Play




Jason Campbell
Analyst



Ronnie Brown
Sideline Analyst



Paul Ellen
Pre/Postgame Host



Brad Law
Producer/Locker Room



Will Herring
Sideline Analyst



Patrick Tisdale
Engineer



Gene Dulaney
Spotter/Stats



Brit Bowen
Tailgate Engineer



David Jones
Director,
Partnership Development



Telly Stratats
Director,
Partnership Development



Stephanie Snell
Manager,
Partner Services



Jacob Hillman
Operations
Specialist



home

WOLTOSZ FOOTBALL PERFORMANCE CENTER

