

Tables of Cellular Automaton Properties

1986

Introduction

This appendix gives tables of properties of one-dimensional cellular automata with two possible values at each site ($k = 2$), and with rules depending on nearest neighbours ($r = 1$). These cellular automata are some of the simplest that can be constructed. Yet they are already capable of a great diversity of highly complex behaviour. The tables in this appendix attempt to capture some of this behaviour, both pictorially and numerically.

There are 256 possible rules for $k = 2$, $r = 1$ cellular automata. Table 1 gives forms for these rules, together with simple equivalences among them.

Tables 2 and 3 show patterns produced by evolution according to all possible inequivalent rules, starting from "typical" disordered or random initial conditions. Several general classes of qualitative behaviour are seen (see pages 115–157 in this book):

1. A fixed, homogeneous, state is eventually reached (e.g. rules 0, 8, 136).
2. A pattern consisting of separated periodic regions is produced (e.g. rules 4, 37, 56, 73).
3. A chaotic, aperiodic, pattern is produced (e.g. rules 18, 45, 146).
4. Complex, localized structures are generated (e.g. rule 110). (This behaviour is clearly visible in the pictures of table 15.)

Much of the data in this appendix can be understood in terms of this classification.

The patterns produced with a particular rule by evolution from different disordered initial states are qualitatively similar. Nevertheless, changes in initial conditions can lead to detailed changes in the configurations produced. Table 4 shows the pattern of

differences produced by single-site changes in initial conditions. For class 1 rules, the changes always die out. For class 2 rules, they may persist, but remain localized. Class 3 rules, however, show “instability”: small changes in initial conditions can lead to an ever-expanding region of differences. “Information” on the initial state thus propagates, typically at a fixed speed, through the cellular automaton. In class 4 cellular automata, such information transmission occurs irregularly, through motion of specific localized structures.

Table 6 gives the values of some statistical quantities which characterize some of the behaviour seen in tables 2, 3 and 4. The definitions of entropies and Lyapunov exponents for cellular automata (see pages 115–157 in this book) are closely analogous to those for conventional continuous dynamical systems.

Tables 2, 3, 4 and 6 concern the generic behaviour of cellular automata with “typical” disordered initial conditions. The generation of complexity in cellular automata is however perhaps more clearly illustrated by evolution from particular, simple, initial conditions, as in table 5. With such initial conditions, some cellular automaton rules yield simple or regular patterns. But other rules yield highly complex patterns, which seem in many respects random.

Tables 2 through 6 suggest that many different $k = 2$, $r = 1$ cellular automata exhibit similar behaviour. Table 1 gives some simple equivalences between rules. Table 7 gives equivalences arising from more complex transformations. Often different regions in a cellular automaton will form “domains” which show different equivalences.

Table 8 gives further relations between rules, in the form of factorizations which express one rule as compositions of others.

An important feature of cellular automata is their capability for “self organization”. Even starting from arbitrary disordered or random initial conditions, their time evolution can pick out particular “ordered” states. Tables 9 through 11 give mathematical characterizations of the sets of configurations that can occur in the evolution of $k = 2$, $r = 1$ cellular automata. Table 9 concerns blocks of site values which are filtered out by the cellular automaton evolution.

The complete set of configurations produced after any finite number of time steps can be described in terms of regular formal languages (see pages 159–202 in this book). Tables 10 and 11 give the values of quantities which characterize the certain aspects of the “complexity” of these languages.

The behaviour of class 3 and 4 cellular automata often seems to be so complex that its outcome cannot be determined except by essentially performing a direct simulation. Tables 10 and 11 may provide some quantitative basis for this supposition. Table 12 gives a more direct measure of the difficulty of computing the outcome of cellular automaton evolution in the context of a simple computational model involving Boolean functions.

The results for most of the tables here are for cellular automata on lattices with an infinite number of sites. Tables 13 and 14 give some of the more complete results

that can be obtained for cellular automata on finite lattices (or with spatially periodic configurations). Table 13 shows fragments of the state transition diagrams which describe the global evolution of finite cellular automata. Table 14 plots some of their overall properties.

Many of the $k = 2, r = 1$ cellular automata show highly complex behaviour. Such behaviour is probably most evident in rule 110. Table 15 gives some properties of the particle-like structures which are found in this rule. One suspects that with appropriate combinations of these structures, it should be possible to perform universal computation.

The final table shows patterns produced by reversible generalizations of the standard $k = 2, r = 1$ cellular automata. Qualitatively similar behaviour is again seen.

It is remarkable that with such simple construction, the $k = 2, r = 1$ cellular automata can show such complex behaviour. The tables in this appendix give some first attempts at characterizing and quantifying this behaviour. Much, however, still remains to be done.

Rule	Period	Structure	Complexity	Reversibility	Other Properties
1	2	00	0	Yes	...
2	2	01	0	Yes	...
3	2	10	0	Yes	...
4	2	11	0	Yes	...
5	4	0000	0	Yes	...
6	4	0001	0	Yes	...
7	4	0010	0	Yes	...
8	4	0011	0	Yes	...
9	4	0100	0	Yes	...
10	4	0101	0	Yes	...
11	4	0110	0	Yes	...
12	4	0111	0	Yes	...
13	4	1000	0	Yes	...
14	4	1001	0	Yes	...
15	4	1010	0	Yes	...
16	4	1011	0	Yes	...
17	4	1100	0	Yes	...
18	4	1101	0	Yes	...
19	4	1110	0	Yes	...
20	4	1111	0	Yes	...
21	8	000000	0	Yes	...
22	8	000001	0	Yes	...
23	8	000010	0	Yes	...
24	8	000011	0	Yes	...
25	8	000100	0	Yes	...
26	8	000101	0	Yes	...
27	8	000110	0	Yes	...
28	8	000111	0	Yes	...
29	8	001000	0	Yes	...
30	8	001001	0	Yes	...
31	8	001010	0	Yes	...
32	8	001011	0	Yes	...
33	8	001100	0	Yes	...
34	8	001101	0	Yes	...
35	8	001110	0	Yes	...
36	8	001111	0	Yes	...
37	8	010000	0	Yes	...
38	8	010001	0	Yes	...
39	8	010010	0	Yes	...
40	8	010011	0	Yes	...
41	8	010100	0	Yes	...
42	8	010101	0	Yes	...
43	8	010110	0	Yes	...
44	8	010111	0	Yes	...
45	8	011000	0	Yes	...
46	8	011001	0	Yes	...
47	8	011010	0	Yes	...
48	8	011011	0	Yes	...
49	8	011100	0	Yes	...
50	8	011101	0	Yes	...
51	8	011110	0	Yes	...
52	8	011111	0	Yes	...
53	16	00000000	0	Yes	...
54	16	00000001	0	Yes	...
55	16	00000010	0	Yes	...
56	16	00000011	0	Yes	...
57	16	00000100	0	Yes	...
58	16	00000101	0	Yes	...
59	16	00000110	0	Yes	...
60	16	00000111	0	Yes	...
61	16	00001000	0	Yes	...
62	16	00001001	0	Yes	...
63	16	00001010	0	Yes	...
64	16	00001011	0	Yes	...
65	16	00001100	0	Yes	...
66	16	00001101	0	Yes	...
67	16	00001110	0	Yes	...
68	16	00001111	0	Yes	...
69	16	00010000	0	Yes	...
70	16	00010001	0	Yes	...
71	16	00010010	0	Yes	...
72	16	00010011	0	Yes	...
73	16	00010100	0	Yes	...
74	16	00010101	0	Yes	...
75	16	00010110	0	Yes	...
76	16	00010111	0	Yes	...
77	16	00011000	0	Yes	...
78	16	00011001	0	Yes	...
79	16	00011010	0	Yes	...
80	16	00011011	0	Yes	...
81	16	00011100	0	Yes	...
82	16	00011101	0	Yes	...
83	16	00011110	0	Yes	...
84	16	00011111	0	Yes	...
85	32	0000000000	0	Yes	...
86	32	0000000001	0	Yes	...
87	32	0000000010	0	Yes	...
88	32	0000000011	0	Yes	...
89	32	0000000100	0	Yes	...
90	32	0000000101	0	Yes	...
91	32	0000000110	0	Yes	...
92	32	0000000111	0	Yes	...
93	32	0000001000	0	Yes	...
94	32	0000001001	0	Yes	...
95	32	0000001010	0	Yes	...
96	32	0000001011	0	Yes	...
97	32	0000001100	0	Yes	...
98	32	0000001101	0	Yes	...
99	32	0000001110	0	Yes	...
100	32	0000001111	0	Yes	...

Table 1: Rule Forms and Equivalences

rule number			boolean expression	dep	equivalent rules			min
dec	binary	hex			conj	refl	c.r.	
0	00000000	00	0	---	255	0	255	0
1	00000001	01	$(\bar{a}_{-1}\bar{a}_0\bar{a}_1)$	●●●	127	1	127	1
2	00000010	02	$(\bar{a}_{-1}\bar{a}_0a_1)$	●●●	191	16	247	2
3	00000011	03	$(\bar{a}_{-1}\bar{a}_0)$	●●-	63	17	119	3
4	00000100	04	$(\bar{a}_{-1}a_0\bar{a}_1)$	●●●	223	4	223	4
5	00000101	05	$(\bar{a}_{-1}\bar{a}_1)$	●-●	95	5	95	5
6	00000110	06	$(\bar{a}_{-1}a_0\bar{a}_1) + (\bar{a}_{-1}\bar{a}_0a_1)$	●●●	159	20	215	6
7	00000111	07	$(\bar{a}_{-1}\bar{a}_1) + (\bar{a}_{-1}\bar{a}_0)$	●●●	31	21	87	7
8	00001000	08	$(\bar{a}_{-1}a_0a_1)$	●●●	239	64	253	8
9	00001001	09	$(\bar{a}_{-1}\bar{a}_0\bar{a}_1) + (\bar{a}_{-1}a_0a_1)$	●●●	111	65	125	9
10	00001010	0a	$(\bar{a}_{-1}a_1)$	●-●	175	80	245	10
11	00001011	0b	$(\bar{a}_{-1}\bar{a}_0) + (\bar{a}_{-1}a_1)$	●●●	47	81	117	11
12	00001100	0c	$(\bar{a}_{-1}a_0)$	●●-	207	68	221	12
13	00001101	0d	$(\bar{a}_{-1}\bar{a}_1) + (\bar{a}_{-1}a_0)$	●●●	79	69	93	13
14	00001110	0e	$(\bar{a}_{-1}a_0) + (\bar{a}_{-1}a_1)$	●●●	143	84	213	14
15	00001111	0f	(\bar{a}_{-1})	○--	15	85	85	15
16	00010000	10	$(a_{-1}\bar{a}_0\bar{a}_1)$	●●●	247	2	191	2
17	00010001	11	$(\bar{a}_0\bar{a}_1)$	-●●	119	3	63	3
18	00010010	12	$(a_{-1}\bar{a}_0\bar{a}_1) + (\bar{a}_{-1}\bar{a}_0a_1)$	●●●	183	18	183	18
19	00010011	13	$(\bar{a}_0\bar{a}_1) + (\bar{a}_{-1}\bar{a}_0)$	●●●	55	19	55	19
20	00010100	14	$(a_{-1}\bar{a}_0\bar{a}_1) + (\bar{a}_{-1}a_0\bar{a}_1)$	●●●	215	6	159	6
21	00010101	15	$(\bar{a}_0\bar{a}_1) + (\bar{a}_{-1}\bar{a}_1)$	●●●	87	7	31	7
22	00010110	16	$(a_{-1}\bar{a}_0\bar{a}_1) + (\bar{a}_{-1}a_0\bar{a}_1) + (\bar{a}_{-1}\bar{a}_0a_1)$	●●●	151	22	151	22
23	00010111	17	$(\bar{a}_0\bar{a}_1) + (\bar{a}_{-1}\bar{a}_1) + (\bar{a}_{-1}\bar{a}_0)$	●●●	23	23	23	23
24	00011000	18	$(a_{-1}\bar{a}_0\bar{a}_1) + (\bar{a}_{-1}a_0a_1)$	●●●	231	66	189	24
25	00011001	19	$(\bar{a}_{-1}a_0a_1) + (\bar{a}_0\bar{a}_1)$	●●●	103	67	61	25
26	00011010	1a	$(a_{-1}\bar{a}_0\bar{a}_1) + (\bar{a}_{-1}a_1)$	●●●	167	82	181	26
27	00011011	1b	$(\bar{a}_0\bar{a}_1) + (\bar{a}_{-1}a_1)$	●●●	39	83	53	27
28	00011100	1c	$(a_{-1}\bar{a}_0\bar{a}_1) + (\bar{a}_{-1}a_0)$	●●●	199	70	157	28
29	00011101	1d	$(\bar{a}_0\bar{a}_1) + (\bar{a}_{-1}a_0)$	●●●	71	71	29	29
30	00011110	1e	$(a_{-1}\bar{a}_0\bar{a}_1) + (\bar{a}_{-1}a_0) + (\bar{a}_{-1}a_1)$	○●●	135	86	149	30
31	00011111	1f	$(\bar{a}_0\bar{a}_1) + (\bar{a}_{-1})$	●●●	7	87	21	7
32	00100000	20	$(a_{-1}\bar{a}_0a_1)$	●●●	251	32	251	32
33	00100001	21	$(\bar{a}_{-1}\bar{a}_0\bar{a}_1) + (a_{-1}\bar{a}_0a_1)$	●●●	123	33	123	33
34	00100010	22	(\bar{a}_0a_1)	-●●	187	48	243	34
35	00100011	23	$(\bar{a}_{-1}\bar{a}_0) + (\bar{a}_0a_1)$	●●●	59	49	115	35
36	00100100	24	$(\bar{a}_{-1}a_0\bar{a}_1) + (a_{-1}\bar{a}_0a_1)$	●●●	219	36	219	36
37	00100101	25	$(a_{-1}\bar{a}_0a_1) + (\bar{a}_{-1}\bar{a}_1)$	●●●	91	37	91	37
38	00100110	26	$(\bar{a}_{-1}a_0\bar{a}_1) + (\bar{a}_0a_1)$	●●●	155	52	211	38
39	00100111	27	$(\bar{a}_{-1}\bar{a}_1) + (\bar{a}_0a_1)$	●●●	27	53	83	27
40	00101000	28	$(a_{-1}\bar{a}_0a_1) + (\bar{a}_{-1}a_0a_1)$	●●●	235	96	249	40
41	00101001	29	$(\bar{a}_{-1}\bar{a}_0\bar{a}_1) + (a_{-1}\bar{a}_0a_1) + (\bar{a}_{-1}a_0a_1)$	●●●	107	97	121	41
42	00101010	2a	$(\bar{a}_0a_1) + (\bar{a}_{-1}a_1)$	●●●	171	112	241	42
43	00101011	2b	$(\bar{a}_{-1}\bar{a}_0) + (\bar{a}_0a_1) + (\bar{a}_{-1}a_1)$	●●●	43	113	113	43
44	00101100	2c	$(a_{-1}\bar{a}_0a_1) + (\bar{a}_{-1}a_0)$	●●●	203	100	217	44
45	00101101	2d	$(a_{-1}\bar{a}_0a_1) + (\bar{a}_{-1}\bar{a}_1) + (\bar{a}_{-1}a_0)$	○●●	75	101	89	45
46	00101110	2e	$(\bar{a}_{-1}a_0) + (\bar{a}_0a_1)$	●●●	139	116	209	46

rule number			boolean expression	dep	equivalent rules			min
dec	binary	hex			conj	refl	c.r.	
47	00101111	2f	$(\bar{a}_0 a_1) + (\bar{a}_{-1})$	•••	11	117	81	11
48	00110000	30	$(a_{-1} \bar{a}_0)$	••-	243	34	187	34
49	00110001	31	$(\bar{a}_0 \bar{a}_1) + (a_{-1} \bar{a}_0)$	•••	115	35	59	35
50	00110010	32	$(a_{-1} \bar{a}_0) + (\bar{a}_0 a_1)$	•••	179	50	179	50
51	00110011	33	(\bar{a}_0)	-○-	51	51	51	51
52	00110100	34	$(\bar{a}_{-1} a_0 \bar{a}_1) + (a_{-1} \bar{a}_0)$	•••	211	38	155	38
53	00110101	35	$(\bar{a}_{-1} \bar{a}_1) + (a_{-1} \bar{a}_0)$	•••	83	39	27	27
54	00110110	36	$(\bar{a}_{-1} a_0 \bar{a}_1) + (a_{-1} \bar{a}_0) + (\bar{a}_0 a_1)$	•○•	147	54	147	54
55	00110111	37	$(\bar{a}_{-1} \bar{a}_1) + (\bar{a}_0)$	•••	19	55	19	19
56	00111000	38	$(\bar{a}_{-1} a_0 a_1) + (a_{-1} \bar{a}_0)$	•••	227	98	185	56
57	00111001	39	$(\bar{a}_{-1} a_0 a_1) + (\bar{a}_0 \bar{a}_1) + (a_{-1} \bar{a}_0)$	•○•	99	99	57	57
58	00111010	3a	$(a_{-1} \bar{a}_0) + (\bar{a}_{-1} a_1)$	•••	163	114	177	58
59	00111011	3b	$(\bar{a}_{-1} a_1) + (\bar{a}_0)$	•••	35	115	49	35
60	00111100	3c	$(a_{-1} \bar{a}_0) + (\bar{a}_{-1} a_0)$	○-○	195	102	153	60
61	00111101	3d	$(\bar{a}_{-1} \bar{a}_1) + (a_{-1} \bar{a}_0) + (\bar{a}_{-1} a_0)$	•••	67	103	25	25
62	00111110	3e	$(\bar{a}_{-1} a_1) + (a_{-1} \bar{a}_0) + (\bar{a}_{-1} a_0)$	•••	131	118	145	62
63	00111111	3f	$(\bar{a}_0) + (\bar{a}_{-1})$	••-	3	119	17	3
64	01000000	40	$(a_{-1} a_0 \bar{a}_1)$	•••	253	8	239	8
65	01000001	41	$(\bar{a}_{-1} \bar{a}_0 \bar{a}_1) + (a_{-1} a_0 \bar{a}_1)$	•••	125	9	111	9
66	01000010	42	$(a_{-1} a_0 \bar{a}_1) + (\bar{a}_{-1} \bar{a}_0 a_1)$	•••	189	24	231	24
67	01000011	43	$(a_{-1} a_0 \bar{a}_1) + (\bar{a}_{-1} \bar{a}_0)$	•••	61	25	103	25
68	01000100	44	$(a_0 \bar{a}_1)$	-••	221	12	207	12
69	01000101	45	$(\bar{a}_{-1} \bar{a}_1) + (a_0 \bar{a}_1)$	•••	93	13	79	13
70	01000110	46	$(\bar{a}_{-1} \bar{a}_0 a_1) + (a_0 \bar{a}_1)$	•••	157	28	199	28
71	01000111	47	$(a_0 \bar{a}_1) + (\bar{a}_{-1} \bar{a}_0)$	•••	29	29	71	29
72	01001000	48	$(a_{-1} a_0 \bar{a}_1) + (\bar{a}_{-1} a_0 a_1)$	•••	237	72	237	72
73	01001001	49	$(\bar{a}_{-1} \bar{a}_0 \bar{a}_1) + (a_{-1} a_0 \bar{a}_1) + (\bar{a}_{-1} a_0 a_1)$	•••	109	73	109	73
74	01001010	4a	$(a_{-1} a_0 \bar{a}_1) + (\bar{a}_{-1} a_1)$	•••	173	88	229	74
75	01001011	4b	$(a_{-1} a_0 \bar{a}_1) + (\bar{a}_{-1} \bar{a}_0) + (\bar{a}_{-1} a_1)$	○••	45	89	101	45
76	01001100	4c	$(a_0 \bar{a}_1) + (\bar{a}_{-1} a_0)$	•••	205	76	205	76
77	01001101	4d	$(\bar{a}_{-1} \bar{a}_1) + (a_0 \bar{a}_1) + (\bar{a}_{-1} a_0)$	•••	77	77	77	77
78	01001110	4e	$(a_0 \bar{a}_1) + (\bar{a}_{-1} a_1)$	•••	141	92	197	78
79	01001111	4f	$(a_0 \bar{a}_1) + (\bar{a}_{-1})$	•••	13	93	69	13
80	01010000	50	$(a_{-1} \bar{a}_1)$	•-•	245	10	175	10
81	01010001	51	$(\bar{a}_0 \bar{a}_1) + (a_{-1} \bar{a}_1)$	•••	117	11	47	11
82	01010010	52	$(\bar{a}_{-1} \bar{a}_0 a_1) + (a_{-1} \bar{a}_1)$	•••	181	26	167	26
83	01010011	53	$(a_{-1} \bar{a}_1) + (\bar{a}_{-1} \bar{a}_0)$	•••	53	27	39	27
84	01010100	54	$(a_{-1} \bar{a}_1) + (a_0 \bar{a}_1)$	•••	213	14	143	14
85	01010101	55	(\bar{a}_1)	-○-	85	15	15	15
86	01010110	56	$(\bar{a}_{-1} \bar{a}_0 a_1) + (a_{-1} \bar{a}_1) + (a_0 \bar{a}_1)$	•○•	149	30	135	30
87	01010111	57	$(\bar{a}_{-1} \bar{a}_0) + (\bar{a}_1)$	•••	21	31	7	7
88	01011000	58	$(\bar{a}_{-1} a_0 a_1) + (a_{-1} \bar{a}_1)$	•••	229	74	173	74
89	01011001	59	$(\bar{a}_{-1} a_0 a_1) + (\bar{a}_0 \bar{a}_1) + (a_{-1} \bar{a}_1)$	•○•	101	75	45	45
90	01011010	5a	$(a_{-1} \bar{a}_1) + (\bar{a}_{-1} a_1)$	○-○	165	90	165	90
91	01011011	5b	$(\bar{a}_{-1} \bar{a}_0) + (a_{-1} \bar{a}_1) + (\bar{a}_{-1} a_1)$	•••	37	91	37	37
92	01011100	5c	$(a_{-1} \bar{a}_1) + (\bar{a}_{-1} a_0)$	•••	197	78	141	78
93	01011101	5d	$(\bar{a}_{-1} a_0) + (\bar{a}_1)$	•••	69	79	13	13
94	01011110	5e	$(\bar{a}_{-1} a_0) + (a_{-1} \bar{a}_1) + (\bar{a}_{-1} a_1)$	•••	133	94	133	94
95	01011111	5f	$(\bar{a}_1) + (\bar{a}_{-1})$	•-•	5	95	5	5

rule number			boolean expression	dep	equivalent rules			min
dec	binary	hex			conj	refl	c.r.	
96	01100000	60	$(a_{-1}a_0\bar{a}_1) + (a_{-1}\bar{a}_0a_1)$	●●●	249	40	235	40
97	01100001	61	$(\bar{a}_{-1}\bar{a}_0\bar{a}_1) + (a_{-1}a_0\bar{a}_1) + (a_{-1}\bar{a}_0a_1)$	●●●	121	41	107	41
98	01100010	62	$(a_{-1}a_0\bar{a}_1) + (\bar{a}_0a_1)$	●●●	185	56	227	56
99	01100011	63	$(a_{-1}a_0\bar{a}_1) + (\bar{a}_{-1}\bar{a}_0) + (\bar{a}_0a_1)$	●○●	57	57	99	57
100	01100100	64	$(a_{-1}\bar{a}_0a_1) + (a_0\bar{a}_1)$	●●●	217	44	203	44
101	01100101	65	$(a_{-1}\bar{a}_0a_1) + (\bar{a}_{-1}\bar{a}_1) + (a_0\bar{a}_1)$	●●○	89	45	75	45
102	01100110	66	$(a_0\bar{a}_1) + (\bar{a}_0a_1)$	-○○	153	60	195	60
103	01100111	67	$(\bar{a}_{-1}\bar{a}_0) + (a_0\bar{a}_1) + (\bar{a}_0a_1)$	●●●	25	61	67	25
104	01101000	68	$(a_{-1}a_0\bar{a}_1) + (a_{-1}\bar{a}_0a_1) + (\bar{a}_{-1}a_0a_1)$	●●●	233	104	233	104
105	01101001	69	$(\bar{a}_{-1}\bar{a}_0\bar{a}_1) + (a_{-1}a_0\bar{a}_1) + (a_{-1}\bar{a}_0a_1) + (\bar{a}_{-1}a_0a_1)$	○○○	105	105	105	105
106	01101010	6a	$(a_{-1}a_0\bar{a}_1) + (\bar{a}_0a_1) + (\bar{a}_{-1}a_1)$	●●○	169	120	225	106
107	01101011	6b	$(a_{-1}a_0\bar{a}_1) + (\bar{a}_{-1}\bar{a}_0) + (\bar{a}_0a_1) + (\bar{a}_{-1}a_1)$	●●●	41	121	97	41
108	01101100	6c	$(a_{-1}\bar{a}_0a_1) + (a_0\bar{a}_1) + (\bar{a}_{-1}a_0)$	●○●	201	108	201	108
109	01101101	6d	$(a_{-1}\bar{a}_0a_1) + (\bar{a}_{-1}\bar{a}_1) + (a_0\bar{a}_1) + (\bar{a}_{-1}a_0)$	●●●	73	109	73	73
110	01101110	6e	$(\bar{a}_{-1}a_0) + (a_0\bar{a}_1) + (\bar{a}_0a_1)$	●●●	137	124	193	110
111	01101111	6f	$(a_0\bar{a}_1) + (\bar{a}_0a_1) + (\bar{a}_{-1})$	●●●	9	125	65	9
112	01110000	70	$(a_{-1}\bar{a}_1) + (a_{-1}\bar{a}_0)$	●●●	241	42	171	42
113	01110001	71	$(\bar{a}_0\bar{a}_1) + (a_{-1}\bar{a}_1) + (a_{-1}\bar{a}_0)$	●●●	113	43	43	43
114	01110010	72	$(a_{-1}\bar{a}_1) + (\bar{a}_0a_1)$	●●●	177	58	163	58
115	01110011	73	$(a_{-1}\bar{a}_1) + (\bar{a}_0)$	●●●	49	59	35	35
116	01110100	74	$(a_0\bar{a}_1) + (a_{-1}\bar{a}_0)$	●●●	209	46	139	46
117	01110101	75	$(a_{-1}\bar{a}_0) + (\bar{a}_1)$	●●●	81	47	11	11
118	01110110	76	$(a_{-1}\bar{a}_0) + (a_0\bar{a}_1) + (\bar{a}_0a_1)$	●●●	145	62	131	62
119	01110111	77	$(\bar{a}_1) + (\bar{a}_0)$	-●●	17	63	3	3
120	01111000	78	$(\bar{a}_{-1}a_0a_1) + (a_{-1}\bar{a}_1) + (a_{-1}\bar{a}_0)$	○●●	225	106	169	106
121	01111001	79	$(\bar{a}_{-1}a_0a_1) + (\bar{a}_0\bar{a}_1) + (a_{-1}\bar{a}_1) + (a_{-1}\bar{a}_0)$	●●●	97	107	41	41
122	01111010	7a	$(a_{-1}\bar{a}_0) + (a_{-1}\bar{a}_1) + (\bar{a}_{-1}a_1)$	●●●	161	122	161	122
123	01111011	7b	$(a_{-1}\bar{a}_1) + (\bar{a}_{-1}a_1) + (\bar{a}_0)$	●●●	33	123	33	33
124	01111100	7c	$(a_{-1}\bar{a}_1) + (a_{-1}\bar{a}_0) + (\bar{a}_{-1}a_0)$	●●●	193	110	137	110
125	01111101	7d	$(a_{-1}\bar{a}_0) + (\bar{a}_{-1}a_0) + (\bar{a}_1)$	●●●	65	111	9	9
126	01111110	7e	$(a_{-1}\bar{a}_1) + (\bar{a}_0a_1) + (\bar{a}_{-1}a_0)$	●●●	129	126	129	126
127	01111111	7f	$(\bar{a}_1) + (\bar{a}_0) + (\bar{a}_{-1})$	●●●	1	127	1	1
128	10000000	80	$(a_{-1}a_0a_1)$	●●●	254	128	254	128
129	10000001	81	$(\bar{a}_{-1}\bar{a}_0\bar{a}_1) + (a_{-1}a_0a_1)$	●●●	126	129	126	126
130	10000010	82	$(\bar{a}_{-1}\bar{a}_0a_1) + (a_{-1}a_0a_1)$	●●●	190	144	246	130
131	10000011	83	$(a_{-1}a_0a_1) + (\bar{a}_{-1}\bar{a}_0)$	●●●	62	145	118	62
132	10000100	84	$(\bar{a}_{-1}a_0\bar{a}_1) + (a_{-1}a_0a_1)$	●●●	222	132	222	132
133	10000101	85	$(a_{-1}a_0a_1) + (\bar{a}_{-1}\bar{a}_1)$	●●●	94	133	94	94
134	10000110	86	$(\bar{a}_{-1}a_0\bar{a}_1) + (\bar{a}_{-1}\bar{a}_0a_1) + (a_{-1}a_0a_1)$	●●●	158	148	214	134
135	10000111	87	$(a_{-1}a_0a_1) + (\bar{a}_{-1}\bar{a}_1) + (\bar{a}_{-1}\bar{a}_0)$	○●●	30	149	86	30
136	10001000	88	(a_0a_1)	-●●	238	192	252	136
137	10001001	89	$(\bar{a}_{-1}\bar{a}_0\bar{a}_1) + (a_0a_1)$	●●●	110	193	124	110
138	10001010	8a	$(\bar{a}_{-1}a_1) + (a_0a_1)$	●●●	174	208	244	138
139	10001011	8b	$(\bar{a}_{-1}\bar{a}_0) + (a_0a_1)$	●●●	46	209	116	46
140	10001100	8c	$(\bar{a}_{-1}a_0) + (a_0a_1)$	●●●	206	196	220	140
141	10001101	8d	$(\bar{a}_{-1}\bar{a}_1) + (a_0a_1)$	●●●	78	197	92	78
142	10001110	8e	$(\bar{a}_{-1}a_0) + (\bar{a}_{-1}a_1) + (a_0a_1)$	●●●	142	212	212	142
143	10001111	8f	$(a_0a_1) + (\bar{a}_{-1})$	●●●	14	213	84	14
144	10010000	90	$(a_{-1}\bar{a}_0\bar{a}_1) + (a_{-1}a_0a_1)$	●●●	246	130	190	130
145	10010001	91	$(a_{-1}a_0a_1) + (\bar{a}_0\bar{a}_1)$	●●●	118	131	62	62

rule number			boolean expression	dep	equivalent rules			min
dec	binary	hex			conj	refl	c.r.	
146	10010010	92	$(a_{-1}\bar{a}_0\bar{a}_1) + (\bar{a}_{-1}\bar{a}_0a_1) + (a_{-1}a_0a_1)$	●●●	182	146	182	146
147	10010011	93	$(a_{-1}a_0a_1) + (\bar{a}_0\bar{a}_1) + (\bar{a}_{-1}\bar{a}_0)$	●○●	54	147	54	54
148	10010100	94	$(a_{-1}\bar{a}_0\bar{a}_1) + (\bar{a}_{-1}a_0\bar{a}_1) + (a_{-1}a_0a_1)$	●●●	214	134	158	134
149	10010101	95	$(a_{-1}a_0a_1) + (\bar{a}_0\bar{a}_1) + (\bar{a}_{-1}\bar{a}_1)$	●○●	86	135	30	30
150	10010110	96	$(a_{-1}\bar{a}_0\bar{a}_1) + (\bar{a}_{-1}a_0\bar{a}_1) + (\bar{a}_{-1}\bar{a}_0a_1) + (a_{-1}a_0a_1)$	○○○	150	150	150	150
151	10010111	97	$(a_{-1}a_0a_1) + (\bar{a}_0\bar{a}_1) + (\bar{a}_{-1}\bar{a}_1) + (\bar{a}_{-1}\bar{a}_0)$	●●●	22	151	22	22
152	10011000	98	$(a_{-1}\bar{a}_0\bar{a}_1) + (a_0a_1)$	●●●	230	194	188	152
153	10011001	99	$(\bar{a}_0\bar{a}_1) + (a_0a_1)$	-○○	102	195	60	60
154	10011010	9a	$(a_{-1}\bar{a}_0\bar{a}_1) + (\bar{a}_{-1}a_1) + (a_0a_1)$	●○●	166	210	180	154
155	10011011	9b	$(\bar{a}_{-1}\bar{a}_0) + (\bar{a}_0\bar{a}_1) + (a_0a_1)$	●●●	38	211	52	38
156	10011100	9c	$(a_{-1}\bar{a}_0\bar{a}_1) + (\bar{a}_{-1}a_0) + (a_0a_1)$	●○●	198	198	156	156
157	10011101	9d	$(\bar{a}_{-1}a_0) + (\bar{a}_0\bar{a}_1) + (a_0a_1)$	●●●	70	199	28	28
158	10011110	9e	$(a_{-1}\bar{a}_0\bar{a}_1) + (\bar{a}_{-1}a_0) + (\bar{a}_{-1}a_1) + (a_0a_1)$	●●●	134	214	148	134
159	10011111	9f	$(\bar{a}_0\bar{a}_1) + (a_0a_1) + (\bar{a}_{-1})$	●●●	6	215	20	6
160	10100000	a0	$(a_{-1}a_1)$	●-●	250	160	250	160
161	10100001	a1	$(\bar{a}_{-1}\bar{a}_0\bar{a}_1) + (a_{-1}a_1)$	●●●	122	161	122	122
162	10100010	a2	$(\bar{a}_0a_1) + (a_{-1}a_1)$	●●●	186	176	242	162
163	10100011	a3	$(\bar{a}_{-1}\bar{a}_0) + (a_{-1}a_1)$	●●●	58	177	114	58
164	10100100	a4	$(\bar{a}_{-1}a_0\bar{a}_1) + (a_{-1}a_1)$	●●●	218	164	218	164
165	10100101	a5	$(\bar{a}_{-1}\bar{a}_1) + (a_{-1}a_1)$	○-○	90	165	90	90
166	10100110	a6	$(\bar{a}_{-1}a_0\bar{a}_1) + (\bar{a}_0a_1) + (a_{-1}a_1)$	●○●	154	180	210	154
167	10100111	a7	$(\bar{a}_{-1}\bar{a}_0) + (\bar{a}_{-1}\bar{a}_1) + (a_{-1}a_1)$	●●●	26	181	82	26
168	10101000	a8	$(a_{-1}a_1) + (a_0a_1)$	●●●	234	224	248	168
169	10101001	a9	$(\bar{a}_{-1}\bar{a}_0\bar{a}_1) + (a_{-1}a_1) + (a_0a_1)$	●○●	106	225	120	106
170	10101010	aa	(a_1)	--○	170	240	240	170
171	10101011	ab	$(\bar{a}_{-1}\bar{a}_0) + (a_1)$	●●●	42	241	112	42
172	10101100	ac	$(\bar{a}_{-1}a_0) + (a_{-1}a_1)$	●●●	202	228	216	172
173	10101101	ad	$(\bar{a}_{-1}a_0) + (\bar{a}_{-1}\bar{a}_1) + (a_{-1}a_1)$	●●●	74	229	88	74
174	10101110	ae	$(\bar{a}_{-1}a_0) + (a_1)$	●●●	138	244	208	138
175	10101111	af	$(\bar{a}_{-1}) + (a_1)$	●-●	10	245	80	10
176	10110000	b0	$(a_{-1}\bar{a}_0) + (a_{-1}a_1)$	●●●	242	162	186	162
177	10110001	b1	$(\bar{a}_0\bar{a}_1) + (a_{-1}a_1)$	●●●	114	163	58	58
178	10110010	b2	$(a_{-1}\bar{a}_0) + (\bar{a}_0a_1) + (a_{-1}a_1)$	●●●	178	178	178	178
179	10110011	b3	$(a_{-1}a_1) + (\bar{a}_0)$	●●●	50	179	50	50
180	10110100	b4	$(\bar{a}_{-1}a_0\bar{a}_1) + (a_{-1}\bar{a}_0) + (a_{-1}a_1)$	○●●	210	166	154	154
181	10110101	b5	$(a_{-1}\bar{a}_0) + (\bar{a}_{-1}\bar{a}_1) + (a_{-1}a_1)$	●●●	82	167	26	26
182	10110110	b6	$(\bar{a}_{-1}a_0\bar{a}_1) + (a_{-1}\bar{a}_0) + (\bar{a}_0a_1) + (a_{-1}a_1)$	●●●	146	182	146	146
183	10110111	b7	$(\bar{a}_{-1}\bar{a}_1) + (a_{-1}a_1) + (\bar{a}_0)$	●●●	18	183	18	18
184	10111000	b8	$(a_{-1}\bar{a}_0) + (a_0a_1)$	●●●	226	226	184	184
185	10111001	b9	$(a_{-1}\bar{a}_0) + (\bar{a}_0\bar{a}_1) + (a_0a_1)$	●●●	98	227	56	56
186	10111010	ba	$(a_{-1}\bar{a}_0) + (a_1)$	●●●	162	242	176	162
187	10111011	bb	$(\bar{a}_0) + (a_1)$	-●●	34	243	48	34
188	10111100	bc	$(a_{-1}a_1) + (a_{-1}\bar{a}_0) + (\bar{a}_{-1}a_0)$	●●●	194	230	152	152
189	10111101	bd	$(\bar{a}_0\bar{a}_1) + (a_{-1}a_1) + (\bar{a}_{-1}a_0)$	●●●	66	231	24	24
190	10111110	be	$(a_{-1}\bar{a}_0) + (\bar{a}_{-1}a_0) + (a_1)$	●●●	130	246	144	130
191	10111111	bf	$(\bar{a}_0) + (\bar{a}_{-1}) + (a_1)$	●●●	2	247	16	2
192	11000000	c0	$(a_{-1}a_0)$	●●-	252	136	238	136
193	11000001	c1	$(\bar{a}_{-1}\bar{a}_0\bar{a}_1) + (a_{-1}a_0)$	●●●	124	137	110	110
194	11000010	c2	$(\bar{a}_{-1}\bar{a}_0a_1) + (a_{-1}a_0)$	●●●	188	152	230	152
195	11000011	c3	$(\bar{a}_{-1}\bar{a}_0) + (a_{-1}a_0)$	○●-	60	153	102	60

rule number			boolean expression	dep	equivalent rules			min
dec	binary	hex			conj	refl	c.r.	
196	11000100	c4	$(a_0\bar{a}_1) + (a_{-1}a_0)$	●●●	220	140	206	140
197	11000101	c5	$(\bar{a}_{-1}\bar{a}_1) + (a_{-1}a_0)$	●●●	92	141	78	78
198	11000110	c6	$(\bar{a}_{-1}\bar{a}_0a_1) + (a_0\bar{a}_1) + (a_{-1}a_0)$	●○●	156	156	198	156
199	11000111	c7	$(\bar{a}_{-1}\bar{a}_1) + (\bar{a}_{-1}\bar{a}_0) + (a_{-1}a_0)$	●●●	28	157	70	28
200	11001000	c8	$(a_{-1}a_0) + (a_0a_1)$	●●●	236	200	236	200
201	11001001	c9	$(\bar{a}_{-1}\bar{a}_0\bar{a}_1) + (a_{-1}a_0) + (a_0a_1)$	●○●	108	201	108	108
202	11001010	ca	$(a_{-1}a_0) + (\bar{a}_{-1}a_1)$	●●●	172	216	228	172
203	11001011	cb	$(\bar{a}_{-1}a_1) + (\bar{a}_{-1}\bar{a}_0) + (a_{-1}a_0)$	●●●	44	217	100	44
204	11001100	cc	(a_0)	—○—	204	204	204	204
205	11001101	cd	$(\bar{a}_{-1}\bar{a}_1) + (a_0)$	●●●	76	205	76	76
206	11001110	ce	$(\bar{a}_{-1}a_1) + (a_0)$	●●●	140	220	196	140
207	11001111	cf	$(\bar{a}_{-1}) + (a_0)$	●●—	12	221	68	12
208	11010000	d0	$(a_{-1}\bar{a}_1) + (a_{-1}a_0)$	●●●	244	138	174	138
209	11010001	d1	$(\bar{a}_0\bar{a}_1) + (a_{-1}a_0)$	●●●	116	139	46	46
210	11010010	d2	$(\bar{a}_{-1}\bar{a}_0a_1) + (a_{-1}\bar{a}_1) + (a_{-1}a_0)$	○●●	180	154	166	154
211	11010011	d3	$(a_{-1}\bar{a}_1) + (\bar{a}_{-1}\bar{a}_0) + (a_{-1}a_0)$	●●●	52	155	38	38
212	11010100	d4	$(a_{-1}\bar{a}_1) + (a_0\bar{a}_1) + (a_{-1}a_0)$	●●●	212	142	142	142
213	11010101	d5	$(a_{-1}a_0) + (\bar{a}_1)$	●●●	84	143	14	14
214	11010110	d6	$(\bar{a}_{-1}\bar{a}_0a_1) + (a_{-1}\bar{a}_1) + (a_0\bar{a}_1) + (a_{-1}a_0)$	●●●	148	158	134	134
215	11010111	d7	$(\bar{a}_{-1}\bar{a}_0) + (a_{-1}a_0) + (\bar{a}_1)$	●●●	20	159	6	6
216	11011000	d8	$(a_{-1}\bar{a}_1) + (a_0a_1)$	●●●	228	202	172	172
217	11011001	d9	$(a_{-1}a_0) + (\bar{a}_0\bar{a}_1) + (a_0a_1)$	●●●	100	203	44	44
218	11011010	da	$(a_{-1}a_0) + (a_{-1}\bar{a}_1) + (\bar{a}_{-1}a_1)$	●●●	164	218	164	164
219	11011011	db	$(\bar{a}_0\bar{a}_1) + (\bar{a}_{-1}a_1) + (a_{-1}a_0)$	●●●	36	219	36	36
220	11011100	dc	$(a_{-1}\bar{a}_1) + (a_0)$	●●●	196	206	140	140
221	11011101	dd	$(\bar{a}_1) + (a_0)$	—●●	68	207	12	12
222	11011110	de	$(a_{-1}\bar{a}_1) + (\bar{a}_{-1}a_1) + (a_0)$	●●●	132	222	132	132
223	11011111	df	$(\bar{a}_1) + (\bar{a}_{-1}) + (a_0)$	●●●	4	223	4	4
224	11100000	e0	$(a_{-1}a_0) + (a_{-1}a_1)$	●●●	248	168	234	168
225	11100001	e1	$(\bar{a}_{-1}\bar{a}_0\bar{a}_1) + (a_{-1}a_0) + (a_{-1}a_1)$	○●●	120	169	106	106
226	11100010	e2	$(a_{-1}a_0) + (\bar{a}_0a_1)$	●●●	184	184	226	184
227	11100011	e3	$(a_{-1}a_1) + (\bar{a}_{-1}\bar{a}_0) + (a_{-1}a_0)$	●●●	56	185	98	56
228	11100100	e4	$(a_0\bar{a}_1) + (a_{-1}a_1)$	●●●	216	172	202	172
229	11100101	e5	$(a_{-1}a_0) + (\bar{a}_{-1}\bar{a}_1) + (a_{-1}a_1)$	●●●	88	173	74	74
230	11100110	e6	$(a_{-1}a_0) + (a_0\bar{a}_1) + (\bar{a}_0a_1)$	●●●	152	188	194	152
231	11100111	e7	$(\bar{a}_{-1}\bar{a}_1) + (\bar{a}_0a_1) + (a_{-1}a_0)$	●●●	24	189	66	24
232	11101000	e8	$(a_{-1}a_0) + (a_{-1}a_1) + (a_0a_1)$	●●●	232	232	232	232
233	11101001	e9	$(\bar{a}_{-1}\bar{a}_0\bar{a}_1) + (a_{-1}a_0) + (a_{-1}a_1) + (a_0a_1)$	●●●	104	233	104	104
234	11101010	ea	$(a_{-1}a_0) + (a_1)$	●●●	168	248	224	168
235	11101011	eb	$(\bar{a}_{-1}\bar{a}_0) + (a_{-1}a_0) + (a_1)$	●●●	40	249	96	40
236	11101100	ec	$(a_{-1}a_1) + (a_0)$	●●●	200	236	200	200
237	11101101	ed	$(\bar{a}_{-1}\bar{a}_1) + (a_{-1}a_1) + (a_0)$	●●●	72	237	72	72
238	11101110	ee	$(a_0) + (a_1)$	—●●	136	252	192	136
239	11101111	ef	$(\bar{a}_{-1}) + (a_0) + (a_1)$	●●●	8	253	64	8
240	11110000	f0	(a_{-1})	○—	240	170	170	170
241	11110001	f1	$(\bar{a}_0\bar{a}_1) + (a_{-1})$	●●●	112	171	42	42
242	11110010	f2	$(\bar{a}_0a_1) + (a_{-1})$	●●●	176	186	162	162
243	11110011	f3	$(\bar{a}_0) + (a_{-1})$	●●—	48	187	34	34
244	11110100	f4	$(a_0\bar{a}_1) + (a_{-1})$	●●●	208	174	138	138

rule number			boolean expression	dep	equivalent rules			min
dec	binary	hex			conj	refl	c.r.	
245	11110101	f5	$(\bar{a}_1) + (a_{-1})$	●-●	80	175	10	10
246	11110110	f6	$(a_0\bar{a}_1) + (\bar{a}_0a_1) + (a_{-1})$	●●●	144	190	130	130
247	11110111	f7	$(\bar{a}_1) + (\bar{a}_0) + (a_{-1})$	●●●	16	191	2	2
248	11111000	f8	$(a_0a_1) + (a_{-1})$	●●●	224	234	168	168
249	11111001	f9	$(\bar{a}_0\bar{a}_1) + (a_0a_1) + (a_{-1})$	●●●	96	235	40	40
250	11111010	fa	$(a_{-1}) + (a_1)$	●-●	160	250	160	160
251	11111011	fb	$(\bar{a}_0) + (a_{-1}) + (a_1)$	●●●	32	251	32	32
252	11111100	fc	$(a_{-1}) + (a_0)$	●●-	192	238	136	136
253	11111101	fd	$(\bar{a}_1) + (a_{-1}) + (a_0)$	●●●	64	239	8	8
254	11111110	fe	$(a_{-1}) + (a_0) + (a_1)$	●●●	128	254	128	128
255	11111111	ff	1	---	0	255	0	0

Forms of rules and equivalences between rules.

The table lists all 256 possible rules for $k = 2, r = 1$ one-dimensional cellular automata. Such cellular automata consist of a line of sites, each with value 0 or 1. At each time step, the value a_i of a site at position i is updated according to the rule

$$a'_i = \phi(a_{i-1}, a_i, a_{i+1}).$$

This table lists the $2^3 = 256$ possible choices of ϕ .

Each digit in the binary representation of the rule number gives the value of ϕ for a particular set of (a_{i-1}, a_i, a_{i+1}) . The digit corresponding to the coefficient of 2^n in the rule number gives the value of $\phi(n_2, n_1, n_0)$, where $n = 4n_2 + 2n_1 + n_0$. Thus the leftmost digit in the binary representation of the rule number gives $\phi(1, 1, 1)$, the next gives $\phi(1, 1, 0)$, and so on, down to $\phi(0, 0, 0)$.

The table also gives the decimal and hexadecimal representations of the rule numbers.

Each ϕ can be considered a Boolean function of three variables, say a_{-1}, a_0 and a_1 . The table gives the minimal disjunctive normal form representations for these Boolean functions. Boolean multiplication and addition are used (corresponding to AND and OR operations). Bar denotes complementation. In each case, the expression with the minimal number of components, using only these operations, is given.

The column labelled "dep" gives the dependence of $\phi(a_{-1}, a_0, a_1)$ on each of the a_{-1}, a_0 and a_1 . The symbol - indicates no change in ϕ when the corresponding a_j is changed. The symbol o denotes linear dependence of ϕ on the corresponding a_j : whenever a_j changes, ϕ also changes. The symbol ● denotes arbitrary dependence of ϕ . Rules such as 90 in which only o and - dependence occurs, are called additive, and can be represented as linear functions modulo two.

For each rule, the table gives rules equivalent under simple transformations. "conj" denotes conjugation: interchange of the roles of 0 and 1. "refl" denotes reflec-

tion. Rules invariant under reflection are symmetric. "c.r." denotes the combined operation of conjugation and reflection.

Many of the properties considered in this Appendix are unaffected by these transformations. The rules form equivalence classes under these transformations, and it is usually convenient to consider only the minimal (lowest-numbered) representatives of each class, as given by the last column in the table.











































































In some cases, further equivalences between rules can be used. Table 7 gives one important set of such further equivalences.

Some special rules are:


51	complement
170	left shift
204	identity
240	right shift

Table by Lyman P. Hurd (*Mathematics Department, Princeton University*). (Boolean expressions by S. Wolfram.)

Table 2: Patterns from Disordered States

	rule 0 (0000000)		
	rule 1 (0000001)		
	rule 2 (0000010)		
	rule 3 (0000011)		
	rule 4 (0000100)		
	rule 5 (0000101)		
	rule 6 (0000110)		
	rule 7 (0000111)		
	rule 8 (00001000)		
	rule 9 (00001001)		
	rule 10 (00001010)		
	rule 11 (00001011)		
	rule 12 (00001100)		
	rule 13 (00001101)		
	rule 14 (00001110)		
	rule 15 (00001111)		
	rule 16 (00010010)		
	rule 17 (00010011)		
	rule 18 (00010100)		
	rule 19 (00010101)		
	rule 20 (00010110)		
	rule 21 (00010111)		
	rule 22 (00011010)		
	rule 23 (00011011)		
	rule 24 (00011000)		
	rule 25 (00011001)		
	rule 26 (00011010)		
	rule 27 (00011011)		
	rule 28 (00011100)		
	rule 29 (00011101)		
	rule 30 (00011110)		
	rule 31 (00011111)		
	rule 32 (00100000)		

Wolfram on Cellular Automata and Complexity



rule 33 (00100001)




rule 34 (00100010)




rule 35 (00100011)




rule 36 (00100100)




rule 37 (00100101)



rule 38 (00100110)



rule 40 (00101000)



rule 41 (00101001)




rule 42 (00101010)




rule 43 (00101011)




rule 44 (00101100)




rule 45 (00101101)




rule 46 (00101110)




rule 50 (00110010)




rule 51 (00110011)




rule 54 (00110110)




rule 56 (00111000)



rule 57 (00111001)




rule 58 (00111010)



rule 60 (00111100)




rule 61 (00111101)




rule 62 (00111110)



rule 72 (01001000)



rule 73 (01001001)



rule 74 (01001010)




rule 76 (01001100)




rule 77 (01001101)



rule 78 (01001110)



rule 90 (01011010)




rule 94 (01011110)




rule 104 (01101000)




rule 105 (01101001)




rule 106 (01101010)




rule 108 (01101100)




rule 110 (01101110)




rule 122 (01111010)




rule 126 (01111110)




rule 128 (10000000)




rule 130 (10000010)



rule 132 (10000100)



rule 134 (10000110)



rule 136 (10001000)




rule 138 (10001010)



rule 140 (10001100)




rule 142 (10001110)




rule 146 (10010010)




rule 150 (10010110)



rule 152 (10011000)



rule 154 (10011010)




rule 156 (10011100)



rule 160 (10100000)



rule 162 (10100010)




rule 164 (10100100)




rule 168 (10101000)



rule 170 (10101010)



rule 172 (10101100)



Patterns generated by evolution from disordered initial states.





























Each picture is for a different rule. All the “minimal representative” rules of table 1 are included. (Other rules have patterns equivalent to those of their minimal representatives.)

Sites with values 1 and 0 are represented respectively by black and white squares. The initial configuration is at the top of each picture. The values of sites in it are chosen randomly to be 0 or 1 with probability 1/2. Successive lines are obtained by applications of the cellular automaton rule.

These pictures show the evolution of cellular automata with 80 sites for 60 time steps. Periodic boundary conditions were imposed on the edges.

Different specific initial configurations for a particular rule almost always yield qualitatively similar patterns. Different rules are however seen to give a wide variety of different kinds of patterns.

Table 3: Blocked Patterns from Disordered States

			
rule 0 (00000000)	rule 1 (00000001)	rule 2 (00000010)	rule 3 (00000011)
			
rule 4 (00000100)	rule 5 (00000101)	rule 6 (00000110)	rule 7 (00000111)
			
rule 8 (00001000)	rule 9 (00001001)	rule 10 (00001010)	rule 11 (00001011)
			
rule 12 (00001100)	rule 13 (00001101)	rule 14 (00001110)	rule 15 (00001111)
			
rule 18 (00010010)	rule 19 (00010011)	rule 22 (00010110)	rule 23 (00010111)
			
rule 24 (00011000)	rule 25 (00011001)	rule 26 (00011010)	rule 27 (00011011)
			
rule 28 (00011100)	rule 29 (00011101)	rule 30 (00011110)	rule 32 (00100000)




rule 33 (00100001)




rule 34 (00100010)




rule 35 (00100011)




rule 36 (00100100)



rule 37 (00100101)



rule 38 (00100110)




rule 40 (00101000)



rule 41 (00101001)



rule 42 (00101010)



rule 43 (00101011)



rule 44 (00101100)



rule 45 (00101101)



rule 46 (00101110)



rule 50 (00110010)



rule 51 (00110011)



rule 54 (00110110)



rule 56 (00111000)



rule 57 (00111001)




rule 58 (00111010)



rule 60 (00111100)



rule 61 (00111101)



rule 62 (00111110)



rule 72 (01001000)



rule 73 (01001001)




rule 74 (01001010)




rule 76 (01001100)




rule 77 (01001101)



rule 78 (01001110)




rule 90 (01011010)



rule 94 (01011110)



rule 104 (01101000)




rule 105 (01101001)




rule 106 (01101010)




rule 108 (01101100)




rule 110 (01101110)




rule 122 (01111010)



rule 126 (01111110)



rule 128 (10000000)




rule 130 (10000010)



rule 132 (10000100)




rule 134 (10000110)




rule 136 (10001000)



rule 138 (10001010)




rule 140 (10001100)



rule 142 (10001110)



rule 146 (10010010)



rule 150 (10010110)



rule 152 (10011000)



rule 154 (10011010)



rule 156 (10011100)



rule 160 (10100000)




rule 162 (10100010)



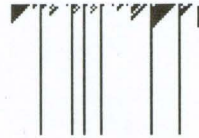
rule 164 (10100100)




rule 168 (10101000)



rule 170 (10101010)



rule 172 (10101100)



Blocks in patterns generated by evolution from disordered initial states.

The pictures in this table are analogous to those in table 2, but show only every other site in both space and time. Certain features become clearer in this “blocked” representation.

It is common for cellular automata to exhibit several “phases”. The blocked representation often makes differences between these phases visible.

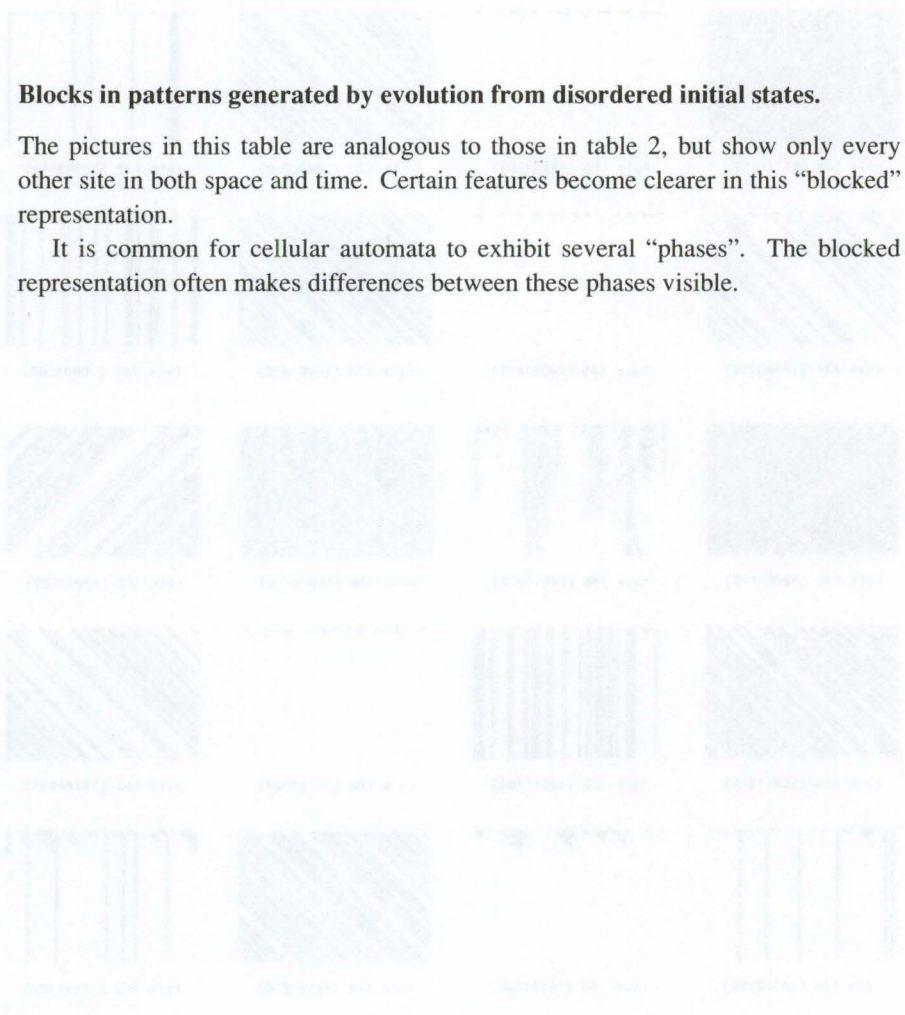



Table 4: Difference Patterns



Wolfram on Cellular Automata and Complexity



rule 42 (00101010)



rule 43 (00101011)



rule 44 (00101100)



rule 45 (00101101)



rule 46 (00101110)



rule 50 (00110010)



rule 51 (00110011)



rule 54 (00110110)



rule 56 (00111000)



rule 57 (00111001)



rule 58 (00111010)



rule 60 (00111010)



rule 61 (00111101)



rule 62 (00111110)



rule 72 (01001000)



rule 73 (01001001)



rule 74 (01001010)



rule 76 (01001100)



rule 77 (01001101)



rule 78 (01001110)



rule 90 (01011010)



rule 94 (01011110)



rule 104 (01101000)



rule 105 (01101001)



rule 106 (01101010)



rule 108 (01101100)



rule 110 (01101110)



rule 122 (01111010)



rule 126 (01111110)



rule 128 (10000000)



rule 130 (10000010)



rule 132 (10000100)



rule 134 (10000110)



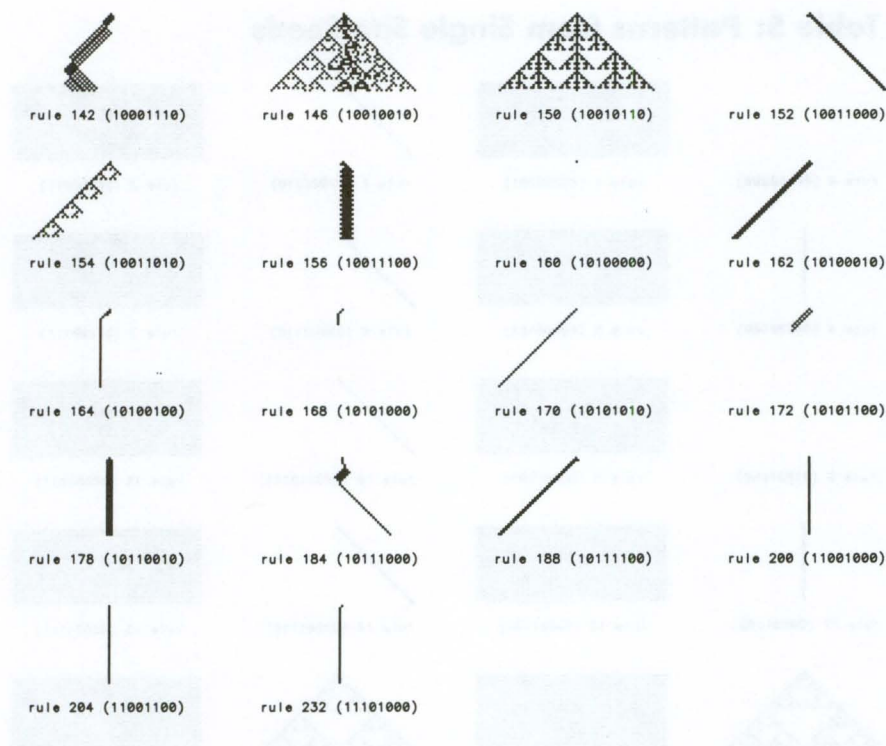
rule 136 (10001000)



rule 138 (10001010)



rule 140 (10001100)




Differences in patterns produced by evolution from disordered states resulting from changes in single initial site values.


The evolution of small perturbations made in the initial configurations for all the "minimal representative" rules of table 1 are given. In each case, an initial configuration was chosen in which sites had value 0 or 1 with probability $1/2$, and the pattern obtained by evolution according to the cellular automaton rule was found. Then the value of the centre site in the initial configuration was complemented, and the resulting pattern obtained by cellular automaton evolution was found. The pictures show as black squares the site values that differed between the patterns found with these initial configurations. Evolution for 40 time steps is shown.


In some cases, the differences die out, or remain localized, with time. In other cases, the differences grow. The left and right growth speeds correspond to the left and right Lyapunov exponents λ_L and λ_R , given in table 6.


For some rules (such as 18), initial perturbations on some configurations may grow, but on others may die out. The pictures show results from a particular trial.

Table 5: Patterns from Single Site Seeds









Wolfram on Cellular Automata and Complexity



rule 218 (11011010)



rule 219 (11011011)



rule 222 (11011110)



rule 223 (11011111)



rule 232 (11101000)




rule 233 (11101001)



rule 234 (11101010)



rule 235 (11101011)



rule 236 (11101100)



rule 237 (11101101)



rule 238 (11101110)



rule 239 (11101111)



rule 250 (11111010)




rule 251 (11111011)




rule 254 (11111110)




rule 255 (11111111)




rule 18 (00010010)




rule 30 (00011110)



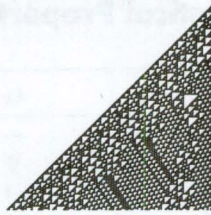
rule 45 (00101101)




rule 73 (01001001)




rule 105 (01101001)



rule 110 (01101110)



rule 150 (10010110)



rule 169 (10101001)

Patterns generated by evolution from configurations containing a single nonzero site.

The first part of the table shows pictures for all distinct rules. Since the initial configuration is not invariant under complementation, rules which differ by complementation can produce different patterns, and are shown separately. Only the minimal representative is shown for rules related by reflection. In all cases, the patterns correspond to evolution for 38 time steps.

Many rules are seen to yield equivalent patterns. The results of table 7 can often be used to deduce these equivalences.

Some rules (such as 122) yield asymptotically homogeneous patterns. Others (such as 90 and 150) yield asymptotically self similar or fractal patterns. (The fractal dimensions of the patterns obtained from rules 90 and 150 are respectively $\log_2 3 \approx 1.59$ and $\log_2(1 + \sqrt{5}) \approx 1.69$.) But some rules (such as 30 and 73) yield irregular patterns which show no periodic or almost periodic behaviour. The second part of the table gives some of the distinct patterns obtained by evolution for 360 time steps. Note that the structure on the right of the pattern generated by rule 110 eventually dies out, leaving an essentially periodic structure.

Table 6: Statistical Properties

	density	$h_\mu^{(x)}$	λ_L	λ_R	$h_\mu^{(l)}$	h_μ	$h_\mu^{[min]}$
0	0	0	—	—	0	0	0
1	1/8	.43536	0	0	0	0	0
2	1/8	.48752	1	-1	$h_\mu^{(x)}$	$h_\mu^{(x)}$	0
3	1/4	.70121	-1/2	1/2	$h_\mu^{(x)}/2$	$h_\mu^{(x)}/2$	0
4	1/8	.51771	0	0	0	0	0
5	7/16	.702 ± .001	0	0	0	0	0
6	.241 ± .001	<.573 ± .001	1	-1	$h_\mu^{(x)}$	$h_\mu^{(x)}$	0
7	.469 ± .001	<.502 ± .001	-1/2	1/2	$h_\mu^{(x)}/2$	$h_\mu^{(x)}/2$	0
8	0	0	—	—	0	0	0
9	.410 ± .001	<.264 ± .002	-1	1	$h_\mu^{(x)}$	$h_\mu^{(x)}$	0
10	1/4	.68872	1	-1	$h_\mu^{(x)}$	0	$h_\mu^{(x)}$
11	1/2	<.567 ± .001	-1	1	$h_\mu^{(x)}$	$h_\mu^{(x)}$	0
12	1/4	.68872	0	0	0	0	0
13	.437 ± .001	.378 ± .001	0	0	0	0	0
14	1/2	0	(-1, 1)	(1, -1)	0	0	0
15	1/2	1	-1	1	1.0	1.0	0
18	1/4	1/2	1	1	0.5	1.0	1.0
19	1/2	.62351	0	0	0	0	0
22	.35095 ± .00002	<.795 ± .001	.7660 ± .0002	.7660 ± .0002	.744 ± .003	<.9146 ± .0007	<.9146 ± .0007
23	1/2	.599 ± .001	0	0	0	0	0
24	3/16	.55081	-1	1	$h_\mu^{(x)}$	$h_\mu^{(x)}$	0
25	.447 ± .001	<.180 ± .001	-1/2	1/2	$h_\mu^{(x)}/2$	$h_\mu^{(x)}/2$	0
26	.386 ± .001	<.790 ± .001	1	-1	$h_\mu^{(x)}$	$h_\mu^{(x)}$	0
27	.531 ± .001	<.800 ± .001	-1/2	1/2	$h_\mu^{(x)}/2$	$h_\mu^{(x)}/2$	0
28	1/2	.500 ± .001	0	0	0	0	0
29	1/2	.86742	0	0	0	0	0
30	1/2	1	.2428 ± .0002	1	1	<1.15436	<.763141
32	0	0	—	—	0	0	0
33	.396 ± .001	<.637 ± .001	0	0	0	0	0
34	1/4	.68872	1	-1	$h_\mu^{(x)}$	$h_\mu^{(x)}$	0
35	.375 ± .001	<.645 ± .001	-1/2	1/2	$h_\mu^{(x)}/2$	$h_\mu^{(x)}/2$	0
36	1/16	.32483	0	0	0	0	0
37	.384 ± .001	.506 ± .001	0	0	0	0	0
38	9/32	.73733	1	-1	$h_\mu^{(x)}$	$h_\mu^{(x)}$	0
40	0	0	—	—	0	0	0
41	.372 ± .001	<.360 ± .001	-1	1	$h_\mu^{(x)}$	$h_\mu^{(x)}$	0
42	3/8	.85684	1	-1	$h_\mu^{(x)}$	$h_\mu^{(x)}$	0
43	1/2	0	(-1, 1)	(1, -1)	0	0	0
44	.167 ± .001	.528 ± .001	0	0	0	0	0
45	1/2	1	.1724 ± .0003	1	1	<1.13036	<.673893
46	3/8	.55081	1	-1	$h_\mu^{(x)}$	$h_\mu^{(x)}$	0
50	1/2	.601 ± .001	0	0	0	0	0
51	1/2	1	0	0	0	0	0

	density	$h_{\mu}^{(x)}$	λ_L	λ_R	$h_{\mu}^{(t)}$	h_{μ}	$h_{\mu}^{[min]}$
54	.49 ± .01	<.2720 ± .0005	.553 ± .002	.553 ± .002	<.250 ± .002	<.250 ± .002	<.250 ± .002
56	.376 ± .001	<.589 ± .001	-1	1	$h_{\mu}^{(x)}$	$h_{\mu}^{(x)}$	0
57	1/2	0	(-1, 1)	(1, -1)	0	0	0
58	.625 ± .001	<.332 ± .001	1	-1	$h_{\mu}^{(x)}$	$h_{\mu}^{(x)}$	0
60	1/2	1	0	1	1	2	2
62	.644 ± .002	<.262 ± .001	0	0	0	0	0
72	1/8	.32483	0	0	0	0	0
73	.463 ± .001	<.714 ± .001	0	0	0	0	0
74	.318 ± .001	<.629 ± .001	1	-1	$h_{\mu}^{(x)}$	$h_{\mu}^{(x)}$	0
76	3/8	.85060	0	0	0	0	0
77	1/2	.599 ± .001	0	0	0	0	0
78	.562 ± .001	.377 ± .001	0	0	0	0	0
90	1/2	1	1	1	1	2	2
94	.584 ± .001	<.562 ± .001	0	0	0	0	0
104	.068 ± .001	.208 ± .001	0	0	0	0	0
105	1/2	1	1	1	1	2	2
106	1/2	1	1	-.1335 ± .0006	1	<1.06985	<.461366
108	5/16	.78025	0	0	0	0	0
110	4/7	0	(.26 — 5)	(-.27 — 0.)	0	0	0
122	1/2	1/2	1	1	0.5	1.0	1.0
126	1/2	1/2	1	1	0.5	1.0	1.0
128	0	0	—	—	0	0	0
130	.167 ± .001	.525 ± .001	1	-1	$h_{\mu}^{(x)}$	$h_{\mu}^{(x)}$	0
132	1/8	.599 ± .001	0	0	0	0	0
134	.292 ± .001	<.533 ± .001	1	-1	$h_{\mu}^{(x)}$	$h_{\mu}^{(x)}$	0
136	0	0	—	—	0	0	0
138	3/8	.806 ± .001	1	-1	$h_{\mu}^{(x)}$	$h_{\mu}^{(x)}$	0
140	1/4	<.678 ± .001	0	0	0	0	0
142	1/2	0	(-1, 1)	(1, -1)	0	0	0
146	1/4	1/2	1	1	0.5	1.0	1.0
150	1/2	1	1	1	1	2	2
152	.185 ± .001	.515 ± .001	-1	1	$h_{\mu}^{(x)}$	$h_{\mu}^{(x)}$	0
154	1/2	1	1	-1	1	1	0
156	1/2	.502 ± .001	0	0	0	0	0
160	0	0	—	—	0	0	0
162	.333 ± .001	.667 ± .001	1	-1	$h_{\mu}^{(x)}$	$h_{\mu}^{(x)}$	0
164	.083 ± .001	.389 ± .001	0	0	0	0	0
168	0	0	—	—	0	0	0
170	1/2	-1	1	1	1.0	1.0	0
172	1/8	.485 ± .001	0	0	0	0	0
178	1/2	.599 ± .001	0	0	0	0	0
184	1/2	0	(-1, 1)	(1, -1)	0	0	0
200	3/8	.70121	0	0	0	0	0
204	1/2	1	0	0	0	0	0
232	1/2	.599 ± .001	0	0	0	0	0

Statistical properties of evolution from disordered states.

Results are given for all the “minimal representative” rules of table 1. In all cases, initial configurations were used in which each site has value 0 or 1 with probability 1/2. Some properties of some rules remain unchanged with different kinds of initial configurations.

Rational numbers, or numbers without errors, are quoted whenever analytical arguments yield exact results. In a few cases, the rigour of these arguments may be subject to question.

The column labelled “density” gives the asymptotic density of nonzero sites. For some, but not all, rules this depends on the initial density, here taken to be 1/2. For most rules, the relaxation to the final density appears to be approximately exponential. For some rules (such as 18), in which particle-like excitations undergo random annihilation, the relaxation may be like $t^{-1/2}$, or slower. Rule 110 shows particularly slow relaxation.

The column labelled $h_\mu^{(x)}$ gives estimates for the asymptotic spatial measure entropy, as defined in pages 115–157 in this book. This quantity gives a measure of the “information content” of cellular automaton configurations. It is computed by breaking the configuration into blocks of sites, say of length X , then evaluating the quantity $-\frac{1}{X} \sum p_i \log_2 p_i$, where the sum runs over all 2^X possible blocks, which are taken to occur with probabilities p_i . $h_\mu^{(x)}$ is the limit of this quantity as $X \rightarrow \infty$. The values decrease monotonically with X , allowing upper bounds on the $X \rightarrow \infty$ limit to be derived from finite X results. Where errors are quoted, the values or bounds on $h_\mu^{(x)}$ given in the table were obtained after 400 time steps, with blocks up to length $X = 11$ considered. (More accurate results were obtained for rules 22 and 54.) Fits to values obtained as a function of X suggest that the exact $h_\mu^{(x)}$ for rules 22 and 54 may in fact be zero.

The definition of $h_\mu^{(x)}$ implies that it achieves its maximal value of 1 only when all possible sequences of site values occur with equal probability, so that each site has value 0 or 1 with independent probability 1/2. $h_\mu^{(x)} = 0$ if only a finite number of complete cellular automaton configurations can occur.

Results for $h_\mu^{(x)}$ given without errors in the table were obtained by explicit construction of probabilistic regular languages which represent the sets of configurations produced by cellular automaton evolution, as in table 11.

The quantities λ_L and λ_R are left and right Lyapunov exponents, which measure the rate of information transmission. They give the slopes of the left and right boundaries of the difference patterns illustrated in table 4. Thus they measure the rate at which perturbations in cellular automaton configurations spread to the left and right.

The notation — indicates that almost all changes in initial configurations die out, so that the $\lambda_{L,R}$ are not defined.

The notation $(-1, 1)$ indicates that the information propagation direction can alternate, typically as progressively more distant particle-like structures from the initial configuration are encountered. There is probably no definite infinite size limit for the $\lambda_{L,R}$ in such cases.

Rule 110 shows highly complex information transmission properties, associated with the particle-like structures of table 15. The values of $\lambda_{L,R}$ given in the table for this case are possible bounds associated with the fastest and slowest-moving particle-like structures.

The quantity $h_\mu^{(t)}$ is the temporal measure entropy, which measures the information content of time sequences of values of individual sites. It is evaluated by applying the same procedure as for $h_\mu^{(x)}$ but to sequences of values of a single site attained on many successive time steps. It can be shown (see pages 115–157 in this book) that $h_\mu^{(t)} \leq (\lambda_L + \lambda_R)h_\mu^{(x)}$.

The quantities $h_\mu^{(x)}$ and $h_\mu^{(t)}$ measure respectively the information content of spatial and temporal sequences that are one site wide. The quantity \mathbf{h}_μ gives the entropy associated with spacetime patches of sites of arbitrary width. (Nevertheless, for many rules, the exact value of \mathbf{h}_μ is in fact obtained from patches of width 1 or 2.) In general, $\mathbf{h}_\mu \leq 2h_\mu^{(t)}$, and $h_\mu^{(t)} \leq \mathbf{h}_\mu \leq (\lambda_L + \lambda_R)h_\mu^{(x)}$.

The quantity \mathbf{h}_μ is evaluated by considering spacetime patches of sites that extend in the time direction. The last column of the table uses a generalization in which the patches can extend in any spacetime direction. It gives the minimum value \mathbf{h}_μ obtained as a function of direction. (The actual bounds given in the table were obtained from vertical or diagonal patches; other directions may yield stricter bounds.)

Table by Peter Grassberger (*Physics Department, University of Wuppertal*).

Rule	λ_L	λ_R	$h_\mu^{(x)}$	$h_\mu^{(t)}$	\mathbf{h}_μ	\mathbf{h}_μ (min)
110	0.5	0.5	0.72083	0.72083	0.72083	0.72083
111	0.5	0.5	0.72083	0.72083	0.72083	0.72083
112	0.5	0.5	0.72083	0.72083	0.72083	0.72083
113	0.5	0.5	0.72083	0.72083	0.72083	0.72083
114	0.5	0.5	0.72083	0.72083	0.72083	0.72083
115	0.5	0.5	0.72083	0.72083	0.72083	0.72083
116	0.5	0.5	0.72083	0.72083	0.72083	0.72083
117	0.5	0.5	0.72083	0.72083	0.72083	0.72083
118	0.5	0.5	0.72083	0.72083	0.72083	0.72083
119	0.5	0.5	0.72083	0.72083	0.72083	0.72083
120	0.5	0.5	0.72083	0.72083	0.72083	0.72083
121	0.5	0.5	0.72083	0.72083	0.72083	0.72083
122	0.5	0.5	0.72083	0.72083	0.72083	0.72083
123	0.5	0.5	0.72083	0.72083	0.72083	0.72083
124	0.5	0.5	0.72083	0.72083	0.72083	0.72083
125	0.5	0.5	0.72083	0.72083	0.72083	0.72083
126	0.5	0.5	0.72083	0.72083	0.72083	0.72083
127	0.5	0.5	0.72083	0.72083	0.72083	0.72083
128	0.5	0.5	0.72083	0.72083	0.72083	0.72083
129	0.5	0.5	0.72083	0.72083	0.72083	0.72083
130	0.5	0.5	0.72083	0.72083	0.72083	0.72083
131	0.5	0.5	0.72083	0.72083	0.72083	0.72083
132	0.5	0.5	0.72083	0.72083	0.72083	0.72083
133	0.5	0.5	0.72083	0.72083	0.72083	0.72083
134	0.5	0.5	0.72083	0.72083	0.72083	0.72083
135	0.5	0.5	0.72083	0.72083	0.72083	0.72083
136	0.5	0.5	0.72083	0.72083	0.72083	0.72083
137	0.5	0.5	0.72083	0.72083	0.72083	0.72083
138	0.5	0.5	0.72083	0.72083	0.72083	0.72083
139	0.5	0.5	0.72083	0.72083	0.72083	0.72083
140	0.5	0.5	0.72083	0.72083	0.72083	0.72083
141	0.5	0.5	0.72083	0.72083	0.72083	0.72083
142	0.5	0.5	0.72083	0.72083	0.72083	0.72083
143	0.5	0.5	0.72083	0.72083	0.72083	0.72083
144	0.5	0.5	0.72083	0.72083	0.72083	0.72083
145	0.5	0.5	0.72083	0.72083	0.72083	0.72083
146	0.5	0.5	0.72083	0.72083	0.72083	0.72083
147	0.5	0.5	0.72083	0.72083	0.72083	0.72083
148	0.5	0.5	0.72083	0.72083	0.72083	0.72083
149	0.5	0.5	0.72083	0.72083	0.72083	0.72083
150	0.5	0.5	0.72083	0.72083	0.72083	0.72083
151	0.5	0.5	0.72083	0.72083	0.72083	0.72083
152	0.5	0.5	0.72083	0.72083	0.72083	0.72083
153	0.5	0.5	0.72083	0.72083	0.72083	0.72083
154	0.5	0.5	0.72083	0.72083	0.72083	0.72083
155	0.5	0.5	0.72083	0.72083	0.72083	0.72083
156	0.5	0.5	0.72083	0.72083	0.72083	0.72083
157	0.5	0.5	0.72083	0.72083	0.72083	0.72083
158	0.5	0.5	0.72083	0.72083	0.72083	0.72083
159	0.5	0.5	0.72083	0.72083	0.72083	0.72083
160	0.5	0.5	0.72083	0.72083	0.72083	0.72083
161	0.5	0.5	0.72083	0.72083	0.72083	0.72083
162	0.5	0.5	0.72083	0.72083	0.72083	0.72083
163	0.5	0.5	0.72083	0.72083	0.72083	0.72083
164	0.5	0.5	0.72083	0.72083	0.72083	0.72083
165	0.5	0.5	0.72083	0.72083	0.72083	0.72083
166	0.5	0.5	0.72083	0.72083	0.72083	0.72083
167	0.5	0.5	0.72083	0.72083	0.72083	0.72083
168	0.5	0.5	0.72083	0.72083	0.72083	0.72083
169	0.5	0.5	0.72083	0.72083	0.72083	0.72083
170	0.5	0.5	0.72083	0.72083	0.72083	0.72083
171	0.5	0.5	0.72083	0.72083	0.72083	0.72083
172	0.5	0.5	0.72083	0.72083	0.72083	0.72083
173	0.5	0.5	0.72083	0.72083	0.72083	0.72083
174	0.5	0.5	0.72083	0.72083	0.72083	0.72083
175	0.5	0.5	0.72083	0.72083	0.72083	0.72083
176	0.5	0.5	0.72083	0.72083	0.72083	0.72083
177	0.5	0.5	0.72083	0.72083	0.72083	0.72083
178	0.5	0.5	0.72083	0.72083	0.72083	0.72083
179	0.5	0.5	0.72083	0.72083	0.72083	0.72083
180	0.5	0.5	0.72083	0.72083	0.72083	0.72083
181	0.5	0.5	0.72083	0.72083	0.72083	0.72083
182	0.5	0.5	0.72083	0.72083	0.72083	0.72083
183	0.5	0.5	0.72083	0.72083	0.72083	0.72083
184	0.5	0.5	0.72083	0.72083	0.72083	0.72083
185	0.5	0.5	0.72083	0.72083	0.72083	0.72083
186	0.5	0.5	0.72083	0.72083	0.72083	0.72083
187	0.5	0.5	0.72083	0.72083	0.72083	0.72083
188	0.5	0.5	0.72083	0.72083	0.72083	0.72083
189	0.5	0.5	0.72083	0.72083	0.72083	0.72083
190	0.5	0.5	0.72083	0.72083	0.72083	0.72083
191	0.5	0.5	0.72083	0.72083	0.72083	0.72083
192	0.5	0.5	0.72083	0.72083	0.72083	0.72083
193	0.5	0.5	0.72083	0.72083	0.72083	0.72083
194	0.5	0.5	0.72083	0.72083	0.72083	0.72083
195	0.5	0.5	0.72083	0.72083	0.72083	0.72083
196	0.5	0.5	0.72083	0.72083	0.72083	0.72083
197	0.5	0.5	0.72083	0.72083	0.72083	0.72083
198	0.5	0.5	0.72083	0.72083	0.72083	0.72083
199	0.5	0.5	0.72083	0.72083	0.72083	0.72083
200	0.5	0.5	0.72083	0.72083	0.72083	0.72083

Table 7: Blocking Transformation Equivalences

0	0:	00 10 (1)
1	0:	11 10 (2)
	200:	00 11 (2)
	204:	000 111 (2)
2	34:	00 10 (2)
	170:	000 100 (3)
	0:	1000 1100 (4)
3	0:	11 10 (2)
	240:	00 11 (4)
4	204:	00 10 (1)
	0:	00 11 (1)
5	200:	00 10 (2)
	204:	000 100 (2)
	0:	111 110 (2)
	51:	00010 11010 (1)
	6	184:
34:	00 11 (2)	
170:	0000 1000 (4)	
128:	0100 1100 (4)	
240:	1000 1010 (4)	
85:	10000 11000 (5)	
0:	11000 11100 (10)	
7	192:	00 10 (2)
	0:	000 100 (2)
	240:	000 111 (6)
	8	0:
9	0:	0010 1110 (2)
	170:	1000 0010 (6)
	34:	1000 0011 (6)
	204:	0100000 1100000 (5)
	240:	00000000 11010000 (8)
10	34:	00 10 (2)
	170:	000 100 (3)
	0:	010 110 (3)
11	240:	00 11 (2)
	0:	010 110 (3)
	15:	000 111 (3)
	128:	1100 1001 (4)
	170:	1100100 1001100 (7)
12	204:	00 10 (1)
	0:	100 110 (1)
13	192:	00 10 (2)
	0:	100 110 (1)
	204:	10100 10010 (1)
14	240:	10 01 (2)
	34:	00 11 (2)
	15:	010 101 (3)
	0:	1100 1000 (4)
	170:	0000 1100 (4)
	128:	1100 0110 (4)

15	240:	00 10 (2)
	15:	110 001 (3)
18	90:	00 10 (2)
	204:	11000 10100 (2)
	0:	10100 11100 (2)
19	51:	00 11 (1)
	0:	11 10 (2)
	204:	00 11 (2)
22	146:	00 10 (2)
	90:	0000 1000 (4)
	0:	11011000 11111000 (4)
23	51:	00 11 (1)
	128:	00 10 (2)
	204:	00 11 (2)
	0:	000 100 (2)
	24	48:
240:	000 100 (3)	
0:	100 011 (3)	
25	0:	1101000 1111000 (7)
	240:	0000000 1101000 (14)
26	90:	00 10 (2)
	85:	010 110 (3)
	170:	100100 101100 (6)
	0:	10110100 10111100 (8)
	240:	11100100 10011100 (16)
27	48:	11 10 (4)
	85:	010 110 (3)
	240:	000 100 (6)
	0:	0100 1100 (8)
	170:	100100 101100 (6)
28	192:	00 10 (2)
	200:	10 01 (2)
	51:	100 110 (1)
	204:	100 110 (2)
	0:	1010 1100 (1)
29	204:	00 10 (2)
	200:	10 01 (2)
	51:	100 110 (1)
	0:	1010 1100 (1)
30		
32	0:	00 11 (1)
	128:	00 10 (2)
33	132:	00 10 (2)
	200:	00 11 (2)
	0:	111 100 (2)
	204:	000 111 (2)
	128:	0000 1010 (4)
34	170:	00 10 (2)
	0:	100 110 (3)

35	240: 00 11 (4) 0: 100 110 (3) 170: 10100 10010 (5)
36	0: 00 11 (1) 4: 00 10 (2) 204: 000 100 (1)
37	200: 00 11 (2) 0: 1111 1100 (2) 204: 0000 1111 (2) 170: 100000 110000 (6) 240: 010000 110000 (6) 128: 010000 111000 (6)
38	34: 00 10 (2) 85: 100 110 (3) 170: 0000 1000 (4) 0: 1100 1110 (4)
40	128: 00 10 (2) 0: 00 11 (2) 170: 11010 10110 (5)
41	148: 00 10 (2) 184: 0000 1000 (4) 176: 0000 1010 (4) 170: 11010 10110 (5) 240: 00000000 10000000 (8) 128: 10000000 10100000 (8) 0: 11111000 11001000 (8) 136: 01010000 10101101 (8)
42	170: 00 10 (2) 34: 00 11 (2) 0: 1100 1110 (4)
43	170: 10 01 (2) 240: 00 11 (2) 15: 000 111 (3) 0: 1001 1000 (4) 128: 1100 0110 (4)
44	12: 00 10 (2) 204: 000 100 (1) 0: 1000 1100 (1)
45	
46	34: 00 11 (2) 0: 110 100 (3) 170: 000 110 (3)
50	51: 10 01 (1) 128: 00 10 (2) 204: 10 01 (2) 0: 1010 1000 (2)
51	51: 10 01 (1) 204: 00 10 (2)

54	50: 00 10 (2) 51: 1000 0010 (2) 128: 0000 1000 (4) 204: 1000 0010 (4) 170: 1000 1110 (4) 240: 0010 1110 (4) 0: 000010 111010 (4)
56	240: 00 10 (2) 128: 10 01 (2) 184: 010 101 (3) 0: 1010 0110 (2) 34: 1010 1101 (4) 170: 11010 10110 (5)
57	128: 10 01 (2) 184: 010 101 (3) 0: 1010 0110 (2) 48: 1010 0100 (4) 34: 1010 1101 (4) 240: 10100 10010 (5) 170: 11010 10110 (5)
58	128: 00 10 (2) 0: 101 100 (3) 240: 1100 1110 (8) 170: 11010 10110 (5)
60	60: 00 10 (2)
62	240: 1100 1110 (8) 204: 11000 11010 (3) 0: 111110 100000 (3)
72	0: 00 10 (1) 4: 00 11 (2) 204: 000 110 (1)
73	204: 1100 0110 (2) 51: 11000 11010 (1) 0: 10110 10000 (2)
74	34: 00 10 (2) 170: 000 100 (3) 0: 10000 10100 (5) 85: 1110000 1101000 (7)
76	204: 00 10 (1) 0: 1010 1110 (1)
77	204: 10 01 (1) 128: 00 10 (2) 0: 1010 1000 (1)
78	0: 101 100 (1) 204: 11010 10110 (1)
90	90: 00 10 (2)
94	90: 00 11 (2) 0: 1010 1110 (1) 204: 1010 0101 (2) 51: 10010 11110 (1) 136: 111100 110110 (6) 192: 110110 011110 (6)

Wolfram on Cellular Automata and Complexity

104	128: 00 10 (2) 4: 00 11 (2) 0: 000 100 (1) 204: 0000 1100 (1)
105	150: 00 10 (2)
106	170: 00 10 (2)
108	76: 00 10 (2) 204: 000 100 (1) 51: 10100 11100 (1) 0: 10010 11110 (2)
110	0: 110100 101100 (9) 240: 11000 100110 (9) 170: 10011000 11111000 (16)
122	128: 00 10 (2) 90: 00 11 (2) 0: 1010 1000 (2) 204: 11100 11110 (2)
126	90: 00 11 (2) 204: 11100 11110 (2) 0: 01110 10001 (2)
128	0: 00 10 (1) 128: 00 11 (2)
130	34: 00 10 (2) 170: 000 100 (3) 0: 1000 1100 (4) 128: 1000 1111 (4)
132	204: 00 10 (1) 128: 00 11 (2) 0: 000 110 (1)
134	184: 00 10 (2) 162: 00 11 (2) 170: 0000 1000 (4) 128: 0100 1100 (4) 240: 1000 1010 (4) 85: 10000 11000 (5) 0: 100000 101100 (6)
136	0: 00 10 (1) 136: 00 11 (2)
138	34: 00 10 (2) 170: 00 11 (2) 0: 010 110 (3)
140	204: 00 10 (1) 0: 100 110 (1)
142	240: 10 01 (2) 170: 00 11 (2) 15: 010 101 (3) 0: 1100 1000 (4) 128: 1100 0110 (4)

146	90: 00 10 (2) 204: 11000 10100 (2) 0: 10010 11110 (2)
150	150: 00 10 (2)
152	48: 00 10 (2) 240: 000 100 (3) 136: 1000 1111 (4) 0: 01000 11000 (5)
154	90: 00 10 (2) 85: 010 110 (3) 170: 1100 0110 (4)
156	192: 00 10 (2) 200: 10 01 (2) 136: 10 11 (2) 51: 100 110 (1) 204: 100 110 (2) 0: 1010 1100 (1)
160	128: 00 10 (2) 0: 000 100 (1)
162	170: 00 10 (2) 128: 10 11 (2) 0: 100 110 (3)
164	90: 11 10 (2) 128: 00 11 (2) 204: 000 100 (1) 0: 0000 1100 (1)
168	128: 00 10 (2) 136: 00 11 (2) 170: 10 11 (2) 0: 000 100 (1)
170	170: 00 10 (2)
172	34: 11 10 (2) 204: 000 100 (1) 170: 110 111 (3) 0: 1000 1100 (1)
178	51: 10 01 (1) 128: 00 10 (2) 204: 10 01 (2) 0: 1010 1000 (2)
184	240: 00 10 (2) 128: 10 01 (2) 170: 10 11 (2) 184: 010 101 (3) 0: 1010 0110 (2)
200	0: 00 10 (1) 204: 00 11 (1)
204	204: 00 10 (1)
232	204: 00 11 (1) 128: 00 10 (2) 0: 000 100 (1)

Equivalences between rules under blocking transformations.

When only particular blocks of site values occur, the evolution of one cellular automaton rule (say R) may be equivalent to that of another (say R'). Thus for example, the evolution under rule 1 of configurations consisting of the blocks 000 and 111 is equivalent to evolution under rule 204 in which 000 is replaced by 0, and 111 is replaced by 1. (Two time steps in evolution according to rule 1 are necessary to reproduce one time step of evolution according to rule 204.) Since rule 204 is the identity, this implies that configurations consisting only of the blocks 000 and 111 must be periodic under rule 1 (with period 2).

In general, one may consider replacing site values 0 and 1 in evolution according to rule R by blocks B_0 and B_1 . In some cases, the resulting evolution may correspond to T time steps of another rule R' . Evolution according to rule R' can thus be "simulated" by evolution according to rule R , under the blocking transformation $0 \rightarrow B_0, 1 \rightarrow B_1$. Such blocking transformations can be considered analogous to block spin transformations in the renormalization group approach.

The table gives possible simulations for all the "minimal representative" rules of table 1. The notation $R': B_0 B_1 (T)$ indicates simulation of rule R' by replacing 0 with the block B_0 , and 1 with B_1 ; T steps of rule R are needed to reproduce one step of rule R' evolution.

The table includes all simulations for block lengths up to 8. The blocks B_0 and B_1 are always assumed distinct. Only one representative set of blocks is given for each simulation. (Thus for example, only the blocks 00 and 10 are given for the simulation of rule 90 by rule 18; the blocks 00 and 01 would also suffice.) Simulations with block length 1 are not included; these correspond to transformations given in table 1. No simulations are found for rules 30 and 45 up to block length 8.

Many rules are seen to be equivalent under blocking transformations to simple rules, such as 204 (the identity), 170 (left shift), 240 (right shift), 51 (complementation) and 0. Equivalence is also often found to the additive rules 90 and 150. An important property of all these simple rules is that they simulate themselves under blocking transformations. This has the consequence that patterns generated by these rules are self similar. Fractal patterns are thus produced by evolution according to rules 90 and 150 from single site seeds, as shown in table 5.

The simulations given in the table occur when only particular blocks occur in the configuration of a cellular automaton. In disordered configurations, all possible blocks can occur. But since a cellular automaton under most rules is irreversible, only a subset of blocks may occur after a sufficiently long time. Often the subset of blocks that occur is, at least approximately, the blocks which correspond to a particular simulation. In this case, the behaviour of one cellular automaton may be considered "attracted" to that of another.

It is common to find "domains" in which only particular blocks occur. Within each such domain, the evolution may correspond to that of a simpler rule. The

domains are separated by walls or “defects”, whose behaviour is not reproduced by the simpler rule. In some cases, the defects remain stationary; in others, they execute random walks, and, for example, annihilate in pairs. In the latter cases, the sizes of domains grow slowly with time.

While a large subset of possible initial configurations for a cellular automaton may be attracted to a particular form of behaviour, there are usually some special initial states (typically occurring among disordered states with probability zero), for which very different behaviour occurs. Such special initial states may for example consist of blocks which yield a simulation to which the rule is not generically attracted.

The blocking transformations considered in the table represent one form of transformation between rules. Many others can also be considered. A general class, which includes the blocking transformations of the table, are those transformations which can be carried out by arbitrary finite state machines.

The blocking transformations used in the table have the property that they reduce the total number of sites. This is a consequence of the fact that the blocks used are always taken not to overlap. An alternative approach is to perform replacements for overlapping blocks, thus obtaining configurations with the same number of sites. An example of such a replacement is $00 \rightarrow 0$, $01 \rightarrow 1$, $10 \rightarrow 1$, $11 \rightarrow 0$. For some rules, the resulting transformed configurations show evolution according to other $k = 2$, $r = 1$ cellular automaton rules. Rules related in this way must have the same global properties, and must yield for example the same entropies. The minimal representative rules from table 1 equivalent under such transformations are:

15, 240	240
23, 232	132
43, 212	184
51, 204	204
77, 178	222
85, 170	170
105, 150	150
113, 142	226

Main table by John Milnor (*Institute for Advanced Study*). (Original program by S. Wolfram.) Second table by Peter Grassberger.

Table 8: Factorizations into Compositions of Simpler Rules

ϕ	ϕ_1	ϕ_2	ϕ	ϕ_1	ϕ_2	ϕ	ϕ_1	ϕ_2
0	0	0	1	17	192	46	34	60
	0	12		238	3		34	252
	0	48	2	17	48		221	60
	0	60		238	12		221	63
	0	192	3	17	240	51	51	204
	0	204		51	192		85	240
	0	240		204	3		170	15
	0	252		238	15		204	51
17	0		8	119	48	60	51	60
34	0			136	12		102	240
34	192		12	34	48		153	15
51	0			34	240		204	60
68	0			51	48	72	119	60
68	192			204	12		136	60
85	0			221	12	90	102	60
102	0			221	15		153	60
119	0		15	51	240	126	102	252
136	0			204	15		153	63
153	0		18	17	60	128	119	3
170	0			238	60		136	192
187	0		19	17	252	136	85	3
187	3			238	63		119	51
204	0		24	102	48		136	204
221	0			153	12		170	192
221	3		34	34	12	170	85	51
238	0			34	204		170	204
255	0			85	48	200	119	63
255	3			170	12		136	252
255	12			221	48	204	51	51
255	15			221	51		85	15
255	48		36	102	192		170	240
255	51			153	3		204	204
255	60							
255	63							

Factorizations into compositions of simpler rules.

The 256 rules in table 1 are stated as functions of three site values $\phi(a_{-1}, a_0, a_1)$. Of these, 48 depend only on two of the site values. Some other rules can be formed from compositions of these simpler rules. This table lists rules which can be formed by compositions according to

$$\phi(a_{-1}, a_0, a_1) = \phi_2(\phi_1(-, a_{-1}, a_0), \phi_1(-, a_0, a_1), -),$$

where - indicates that the value is irrelevant. Only minimal representative rules from table 1 are included. In each case, all possible compositions are listed. Note that most of the compositions do not commute.

Table by Erica Jen (*Los Alamos National Laboratory*).

Table 9: Lengths of Distinct Blocks of Sites Newly Excluded at Time t

rule	$t = 1$	2	3	4
0	1	—	—	—
1	3	—	—	—
2	2	—	—	—
3	3	—	—	—
4	2	—	—	—
5	5	—	—	—
6	3	6	7	7
7	4	5	5	6
8	2	1	—	—
9	4	7	9	9
10	3	—	—	—
11	3	5	7	9
12	2	—	—	—
13	4	4	6	6
14	3	5	7	9
15	—	—	—	—
18	3	11	12	13
19	3	3	—	—
22	8	7	11	9
23	5	6	7	8
24	2	3	—	—
25	5	6	8	8
26	4	10	8	11
27	4	6	6	9
28	3	6	6	8
29	4	—	—	—
30	—	—	—	—
32	2	4	6	8
33	4	7	6	6
34	2	—	—	—
35	4	6	7	9
36	3	2	—	—
37	9	8	9	8
38	4	3	—	—
40	3	4	5	7
41	5	9	8	9
42	3	—	—	—
43	5	7	9	11
44	4	4	6	6
45	—	—	—	—
46	3	3	—	—
50	3	5	9	11
51	—	—	—	—
54	5	9	9	7
56	3	4	6	8

rule	$t = 1$	2	3	4
57	6	5	5	7
58	4	5	5	6
60	—	—	—	—
62	5	7	8	7
72	3	3	—	—
73	6	6	7	14
74	4	6	6	7
76	3	—	—	—
77	5	6	7	8
78	4	4	6	5
90	—	—	—	—
94	5	7	11	11
104	8	8	8	7
105	—	—	—	—
106	—	—	—	—
108	5	4	—	—
110	5	10	11	11
122	5	7	8	10
126	3	12	13	14
128	3	5	7	9
130	4	6	7	10
132	4	5	6	7
134	5	6	6	8
136	3	4	5	6
138	3	—	—	—
140	4	5	6	7
142	5	7	9	11
146	6	6	8	8
150	—	—	—	—
152	5	5	6	6
154	—	—	—	—
156	6	7	7	9
160	5	7	9	11
162	4	6	8	10
164	9	9	8	9
168	4	5	6	7
170	—	—	—	—
172	4	5	6	7
178	5	6	7	8
184	4	6	8	10
200	3	—	—	—
204	—	—	—	—
232	5	6	7	8

Lengths of distinct blocks of sites newly excluded at time t .

Most cellular automaton rules are irreversible, so that even starting from all possible initial configurations, only a subset of configurations can occur after t time steps. In this subset of configurations, only certain blocks of site values can occur. The subset can be specified by giving the blocks which are excluded. In some cases (such as rule 128), the number of distinct excluded blocks is finite; in other cases, it is countably infinite. Irreversibility leads to an increase in the size of the set of excluded blocks with time.

The table gives the lengths of the shortest blocks which are newly excluded after exactly t time steps. Such blocks can occur in configurations up to time $t - 1$, but cannot occur at time t or after. The lengths $L(t)$ of the shortest blocks newly excluded at time t obey the inequality (see pages 159–202 in this book) $L(t) \geq L(t - 1) - 2$.

The notation — in the table indicates that no blocks are newly excluded at a particular time step. This implies that the rule has reached a stable set of configurations, which can occur after any number of steps. It should be noted, however, that this table takes no account of the probabilities with which different configurations may occur.

Table by Lyman P. Hurd (*Mathematics Department, Princeton University*). (Original program by S. Wolfram.)

Rule	$L(1)$	$L(2)$	$L(3)$	$L(4)$	$L(5)$	$L(6)$	$L(7)$	$L(8)$	$L(9)$	$L(10)$	$L(11)$	$L(12)$	$L(13)$	$L(14)$	$L(15)$	$L(16)$	$L(17)$	$L(18)$	$L(19)$	$L(20)$
104	1	1	1	1	1	1	1	1	1	1	1	1	1	1	1	1	1	1	1	1
105	1	1	1	1	1	1	1	1	1	1	1	1	1	1	1	1	1	1	1	1
106	1	1	1	1	1	1	1	1	1	1	1	1	1	1	1	1	1	1	1	1
107	1	1	1	1	1	1	1	1	1	1	1	1	1	1	1	1	1	1	1	1
108	1	1	1	1	1	1	1	1	1	1	1	1	1	1	1	1	1	1	1	1
109	1	1	1	1	1	1	1	1	1	1	1	1	1	1	1	1	1	1	1	1
110	1	1	1	1	1	1	1	1	1	1	1	1	1	1	1	1	1	1	1	1
111	1	1	1	1	1	1	1	1	1	1	1	1	1	1	1	1	1	1	1	1
112	1	1	1	1	1	1	1	1	1	1	1	1	1	1	1	1	1	1	1	1
113	1	1	1	1	1	1	1	1	1	1	1	1	1	1	1	1	1	1	1	1
114	1	1	1	1	1	1	1	1	1	1	1	1	1	1	1	1	1	1	1	1
115	1	1	1	1	1	1	1	1	1	1	1	1	1	1	1	1	1	1	1	1
116	1	1	1	1	1	1	1	1	1	1	1	1	1	1	1	1	1	1	1	1
117	1	1	1	1	1	1	1	1	1	1	1	1	1	1	1	1	1	1	1	1
118	1	1	1	1	1	1	1	1	1	1	1	1	1	1	1	1	1	1	1	1
119	1	1	1	1	1	1	1	1	1	1	1	1	1	1	1	1	1	1	1	1
120	1	1	1	1	1	1	1	1	1	1	1	1	1	1	1	1	1	1	1	1
121	1	1	1	1	1	1	1	1	1	1	1	1	1	1	1	1	1	1	1	1
122	1	1	1	1	1	1	1	1	1	1	1	1	1	1	1	1	1	1	1	1
123	1	1	1	1	1	1	1	1	1	1	1	1	1	1	1	1	1	1	1	1
124	1	1	1	1	1	1	1	1	1	1	1	1	1	1	1	1	1	1	1	1
125	1	1	1	1	1	1	1	1	1	1	1	1	1	1	1	1	1	1	1	1
126	1	1	1	1	1	1	1	1	1	1	1	1	1	1	1	1	1	1	1	1
127	1	1	1	1	1	1	1	1	1	1	1	1	1	1	1	1	1	1	1	1
128	1	1	1	1	1	1	1	1	1	1	1	1	1	1	1	1	1	1	1	1
129	1	1	1	1	1	1	1	1	1	1	1	1	1	1	1	1	1	1	1	1
130	1	1	1	1	1	1	1	1	1	1	1	1	1	1	1	1	1	1	1	1
131	1	1	1	1	1	1	1	1	1	1	1	1	1	1	1	1	1	1	1	1
132	1	1	1	1	1	1	1	1	1	1	1	1	1	1	1	1	1	1	1	1
133	1	1	1	1	1	1	1	1	1	1	1	1	1	1	1	1	1	1	1	1
134	1	1	1	1	1	1	1	1	1	1	1	1	1	1	1	1	1	1	1	1
135	1	1	1	1	1	1	1	1	1	1	1	1	1	1	1	1	1	1	1	1
136	1	1	1	1	1	1	1	1	1	1	1	1	1	1	1	1	1	1	1	1
137	1	1	1	1	1	1	1	1	1	1	1	1	1	1	1	1	1	1	1	1
138	1	1	1	1	1	1	1	1	1	1	1	1	1	1	1	1	1	1	1	1
139	1	1	1	1	1	1	1	1	1	1	1	1	1	1	1	1	1	1	1	1
140	1	1	1	1	1	1	1	1	1	1	1	1	1	1	1	1	1	1	1	1
141	1	1	1	1	1	1	1	1	1	1	1	1	1	1	1	1	1	1	1	1
142	1	1	1	1	1	1	1	1	1	1	1	1	1	1	1	1	1	1	1	1
143	1	1	1	1	1	1	1	1	1	1	1	1	1	1	1	1	1	1	1	1
144	1	1	1	1	1	1	1	1	1	1	1	1	1	1	1	1	1	1	1	1
145	1	1	1	1	1	1	1	1	1	1	1	1	1	1	1	1	1	1	1	1
146	1	1	1	1	1	1	1	1	1	1	1	1	1	1	1	1	1	1	1	1
147	1	1	1	1	1	1	1	1	1	1	1	1	1	1	1	1	1	1	1	1
148	1	1	1	1	1	1	1	1	1	1	1	1	1	1	1	1	1	1	1	1
149	1	1	1	1	1	1	1	1	1	1	1	1	1	1	1	1	1	1	1	1
150	1	1	1	1	1	1	1	1	1	1	1	1	1	1	1	1	1	1	1	1

Table 10: Regular Language Complexities

	$t = 1$	$t = 2$	$t = 3$	$t = 4$	$t = 5$	$t > 5$	∞
0	1 [1]	1 [1]	1 [1]
1	4 [6]	4 [6]	4 [6]
2	3 [4]	3 [4]	3 [4]
3	3 [5]	3 [5]	3 [5]
4	2 [3]	2 [3]	2 [3]
5	9 [15]	9 [15]	9 [15]
6	9 [16]	13 [22]	22 [37]	26 [44]	31 [52]		
7	4 [7]	7 [12]	12 [21]	14 [24]	16 [27]		
8	3 [4]	1 [1]	.	.	.	1 [1]	1 [1]
9	9 [16]	22 [40]	44 [80]	106 [198]	266 [500]		
10	4 [6]	4 [6]	4 [6]
11	3 [5]	7 [12]	10 [17]	12 [20]	14 [23]		
12	2 [3]	2 [3]	2 [3]
13	6 [11]	10 [17]	12 [19]	14 [21]	16 [23]		
14	3 [5]	7 [12]	10 [17]	12 [20]	14 [23]		
15	1 [2]	1 [2]	1 [2]
16	3 [4]	3 [4]	3 [4]
17	3 [5]	3 [5]	3 [5]
18	5 [9]	47 [91]	143 [270]	.	.		
19	3 [5]	5 [8]	.	.	.	5 [8]	5 [8]
20	10 [17]	21 [37]	32 [57]	37 [65]	50 [89]		
21	4 [7]	9 [16]	12 [21]	14 [24]	16 [27]		
22	15 [29]	280 [551]	4506 [8963]	.	.		
23	11 [20]	15 [26]	19 [32]	23 [38]	27 [44]		
24	2 [3]	3 [4]	.	.	.	3 [4]	3 [4]
25	6 [11]	26 [50]	55 [106]	114 [220]	333 [649]		
26	13 [25]	92 [179]	2238 [4454]	.	.		
27	10 [18]	14 [25]	18 [32]	21 [37]	24 [42]		
28	3 [5]	8 [14]	10 [17]	11 [18]	12 [19]		
29	4 [7]	4 [7]	4 [7]
30	1 [2]	1 [2]	1 [2]
32	2 [3]	5 [7]	7 [9]	9 [11]	11 [13]	$2t + 1 [2t + 3]$	4 [6]
33	5 [9]	11 [20]	26 [47]	40 [68]	41 [68]		
34	2 [3]	2 [3]	2 [3]
35	4 [7]	7 [13]	9 [16]	10 [18]	12 [21]		
36	3 [5]	3 [4]	.	.	.	3 [4]	3 [4]
37	15 [29]	194 [376]	870 [1698]	3735 [7290]	.		
38	5 [9]	5 [8]	.	.	.	5 [8]	5 [8]
40	10 [17]	12 [19]	15 [22]	18 [25]	21 [28]		
41	14 [27]	128 [250]	1049 [2069]	.	.		
42	3 [5]	3 [5]	3 [5]
43	9 [16]	13 [22]	17 [28]	21 [34]	25 [40]		
44	4 [7]	11 [20]	18 [32]	23 [40]	27 [46]		
45	1 [2]	1 [2]	1 [2]
46	3 [5]	5 [8]	.	.	.	5 [8]	5 [8]
48	2 [3]	2 [3]	2 [3]
49	4 [7]	6 [10]	7 [11]	9 [14]	10 [15]		

	$t = 1$	$t = 2$	$t = 3$	$t = 4$	$t = 5$	$t > 5$	∞
50	3 [5]	8 [14]	10 [17]	12 [20]	14 [23]		
51	1 [2]					1 [2]	1 [2]
52	4 [7]	5 [9]				5 [9]	5 [9]
53	10 [18]	15 [25]	17 [28]	21 [33]	23 [36]		
54	9 [16]	17 [32]	94 [179]	675 [1316]			
56	3 [5]	5 [9]	7 [12]	9 [15]	11 [18]		
57	11 [20]	15 [27]	15 [26]	24 [42]	32 [55]		
58	10 [18]	20 [35]	33 [55]	55 [88]	76 [122]		
60	1 [2]					1 [2]	1 [2]
61	5 [9]	16 [30]	40 [76]	94 [177]	185 [350]		
62	5 [9]	21 [39]	61 [114]	81 [150]	129 [240]		
64	3 [4]	1 [1]				1 [1]	1 [1]
65	9 [15]	20 [35]	42 [75]	88 [157]	220 [401]		
66	2 [3]	3 [4]				3 [4]	3 [4]
68	2 [3]					2 [3]	2 [3]
69	5 [8]	10 [17]	12 [19]	14 [23]	16 [25]		
70	3 [5]	8 [14]	9 [15]	11 [19]	11 [19]		
72	5 [9]	5 [8]				5 [8]	5 [8]
73	15 [29]	82 [155]	390 [757]	1443 [2796]			
74	13 [25]	45 [85]	66 [123]	69 [125]	75 [135]		
76	3 [5]					3 [5]	3 [5]
77	11 [20]	15 [26]	19 [32]	23 [38]	27 [44]		
78	10 [18]	15 [27]	18 [30]	20 [34]	22 [36]		
80	4 [6]					4 [6]	4 [6]
81	3 [5]	7 [11]	9 [14]	11 [16]	13 [19]		
82	13 [25]	167 [331]	3134 [6257]				
84	3 [5]	7 [12]	9 [14]	11 [17]	13 [19]		
85	1 [2]					1 [2]	1 [2]
86	1 [2]					1 [2]	1 [2]
88	13 [25]	63 [117]	114 [210]	117 [213]	1288 [2106]		
89	1 [2]					1 [2]	1 [2]
90	1 [2]					1 [2]	1 [2]
92	10 [18]	14 [23]	18 [29]	18 [27]	22 [33]		
94	15 [29]	230 [455]	3904 [7760]				
96	9 [16]	11 [17]	14 [20]	17 [23]	20 [26]		
97	14 [27]	99 [195]	626 [1237]				
98	3 [5]	4 [6]	6 [9]	8 [12]	10 [15]		
100	5 [9]	11 [19]	17 [29]	18 [29]	22 [34]		
102	1 [2]					1 [2]	1 [2]
104	15 [29]	265 [525]	2340 [4647]	1394 [2675]	1542 [2913]		
105	1 [2]					1 [2]	1 [2]
106	1 [2]					1 [2]	1 [2]
108	9 [16]	11 [19]				11 [19]	11 [19]
110	5 [9]	20 [38]	160 [312]	1035 [2037]			
112	3 [5]					3 [5]	3 [5]
113	9 [16]	13 [22]	17 [28]	21 [34]	25 [40]		
114	10 [18]	20 [35]	33 [56]	50 [82]	72 [115]		
116	3 [5]	5 [8]				5 [8]	5 [8]
118	5 [9]	16 [29]	49 [92]	74 [139]	95 [175]		

	$t = 1$	$t = 2$	$t = 3$	$t = 4$	$t = 5$	$t > 5$	∞
120	1 [2]					1 [2]	1 [2]
122	15 [29]	179 [347]	5088 [9933]				
124	5 [9]	20 [38]	208 [407]	1356 [2672]			
126	3 [5]	13 [23]	107 [198]	2867 [5476]			
128	4 [6]	6 [8]	8 [10]	10 [12]	12 [14]	$2t + 2[2t + 4]$	3 [5]
130	9 [15]	14 [21]	18 [25]	22 [29]	26 [33]		
132	5 [9]	7 [12]	9 [15]	11 [18]	13 [21]		
134	14 [27]	44 [82]	99 [182]	125 [224]			
136	3 [5]	4 [6]	5 [7]	6 [8]	7 [9]	$t + 2[t + 4]$	3 [5]
138	3 [5]					3 [5]	3 [5]
140	4 [7]	5 [9]	6 [11]	7 [13]	8 [15]		
142	9 [16]	13 [22]	17 [28]	21 [34]	25 [40]		
144	9 [16]	16 [28]	20 [34]	24 [40]	28 [46]		
146	15 [29]	92 [177]	1587 [3126]				
148	14 [27]	68 [127]	113 [209]	188 [347]			
150	1 [2]					1 [2]	1 [2]
152	6 [11]	20 [37]	30 [55]	32 [59]	36 [65]		
154	1 [2]					1 [2]	1 [2]
156	11 [20]	20 [35]	24 [42]	28 [47]	34 [58]		
160	9 [15]	16 [24]	25 [35]	36 [48]	49 [63]	$(t + 2)^2[(t + 2)(t + 4)]$	9 [15]
162	5 [8]	7 [10]	9 [12]	11 [14]	13 [16]		
164	15 [29]	116 [227]	667 [1310]	1214 [2363]			
168	4 [7]	5 [8]	6 [9]	7 [10]	8 [11]	$t + 3[t + 6]$	3 [5]
170	1 [2]					1 [2]	1 [2]
172	10 [18]	11 [20]	12 [22]	13 [24]	14 [26]		
176	6 [11]	8 [14]	10 [17]	12 [20]	14 [23]		
178	11 [20]	15 [26]	19 [32]	23 [38]	27 [44]		
180	1 [2]					1 [2]	1 [2]
184	4 [7]	6 [10]	8 [13]	10 [16]	12 [19]		
188	5 [9]	14 [25]	21 [36]	25 [43]	33 [56]		
192	3 [5]	4 [6]	5 [7]	6 [8]	7 [9]		
196	4 [7]	5 [8]	6 [9]	7 [10]	8 [11]		
200	3 [5]					3 [5]	3 [5]
204	1 [2]					1 [2]	1 [2]
208	3 [5]					3 [5]	3 [5]
212	9 [16]	13 [22]	17 [28]	21 [34]	25 [40]		
216	10 [18]	11 [19]	12 [20]	13 [21]	14 [22]		
224	4 [7]	5 [8]	6 [9]	7 [10]	8 [11]	$t + 3[t + 6]$	3 [5]
232	11 [20]	15 [26]	19 [32]	23 [38]	27 [44]		
240	1 [2]					1 [2]	1 [2]

Regular language complexities.

The set of configurations that can appear after t steps in the evolution of a one-dimensional cellular automaton can be shown to form a regular formal language (see pages 159–202 in this book). Possible configurations thus correspond to possible paths through a finite graph which represents the grammar for the regular language.

The table gives the minimum number of nodes in the graphs for such grammars; the number of arcs is given in brackets in each case. The notation . indicates that the regular language is the same as at the preceding time step.

Entries in the last column of the table give sizes of graphs for regular languages representing limiting sets of states that can be reached after any number of steps.

The size of a regular grammar gives a measure of the “complexity” of the set of configurations it describes. Notice that the grammar specifies merely which configurations can possibly occur; it does not account for the probabilities of different configurations.

The graphs used for the table represent possible sequences of site values that occur in configurations read from left to right. Rules related by reflection may in general yield different regular languages. The table thus includes minimal representatives for all rules from table 1 not related by complementation.

Entries in the table for $t \leq 5$ that have been left blank were not found. They are probably ≈ 20000 . The growth of regular language complexities is bounded by $2^{2^{4t}} - 1$.

For some rules, it has been possible to find explicit forms for the regular languages produced after any number of time steps. Formulae for complexities in these cases are listed in the table. In many cases, it is however suspected that the limiting set does not form a regular language, and may in fact be non-recursive.

Table by Lyman P. Hurd (*Mathematics Department, Princeton University*). (Original program by S. Wolfram.)

Rule	Complexity	Number of arcs	Limiting set complexity
0	1	0	1
1	1	0	1
2	1	0	1
3	1	0	1
4	1	0	1
5	1	0	1
6	1	0	1
7	1	0	1
8	1	0	1
9	1	0	1
10	1	0	1
11	1	0	1
12	1	0	1
13	1	0	1
14	1	0	1
15	1	0	1
16	1	0	1
17	1	0	1
18	1	0	1
19	1	0	1
20	1	0	1
21	1	0	1
22	1	0	1
23	1	0	1
24	1	0	1
25	1	0	1
26	1	0	1
27	1	0	1
28	1	0	1
29	1	0	1
30	1	0	1
31	1	0	1
32	1	0	1
33	1	0	1
34	1	0	1
35	1	0	1
36	1	0	1
37	1	0	1
38	1	0	1
39	1	0	1
40	1	0	1
41	1	0	1
42	1	0	1
43	1	0	1
44	1	0	1
45	1	0	1
46	1	0	1
47	1	0	1
48	1	0	1
49	1	0	1
50	1	0	1
51	1	0	1
52	1	0	1
53	1	0	1
54	1	0	1
55	1	0	1
56	1	0	1
57	1	0	1
58	1	0	1
59	1	0	1
60	1	0	1
61	1	0	1
62	1	0	1
63	1	0	1
64	1	0	1
65	1	0	1
66	1	0	1
67	1	0	1
68	1	0	1
69	1	0	1
70	1	0	1
71	1	0	1
72	1	0	1
73	1	0	1
74	1	0	1
75	1	0	1
76	1	0	1
77	1	0	1
78	1	0	1
79	1	0	1
80	1	0	1
81	1	0	1
82	1	0	1
83	1	0	1
84	1	0	1
85	1	0	1
86	1	0	1
87	1	0	1
88	1	0	1
89	1	0	1
90	1	0	1
91	1	0	1
92	1	0	1
93	1	0	1
94	1	0	1
95	1	0	1
96	1	0	1
97	1	0	1
98	1	0	1
99	1	0	1
100	1	0	1

Table 11: Measure Theoretical Complexities

rule	$t = 1$	$t = 2$	$t = 3$
0	0	0	0
1	0.8223	0.8223	0.8223
2	0.7356	0.7356	0.7356
3	0.9003	0.9003	0.9003
4	0.3768	0.3768	0.3768
5	1.8005	1.8005	1.8005
6	1.783	1.964	1.968
7	1.2707	1.670	1.933
8	0.7356	0	0
9	1.9135	2.598	3.303
10	1.1247	1.1247	1.1247
11	1.0434	1.3442	1.973
12	0.5623	0.5623	0.5623
13	1.4756	1.7879	1.713
14	0.9026	1.3607	1.927
15	0	0	0
16	0.7356	0.7356	0.7356
17	0.9003	0.9003	0.9003
18	0.9026	2.129	3.933
19	0.9026	1.1539	1.1539
20	1.7756	2.759	3.059
21	1.2707	1.8266	1.931
22	2.591	4.601	6.213
23	1.9862	2.153	2.330
24	0.5623	0.9216	0.9216
25	1.643	2.665	3.231
26	2.244	2.659	2.945
27	1.666	2.128	2.392
28	0.8305	1.6009	1.6645
29	1.2652	1.2652	1.2652
30	0	0	0
32	0.3768	0.4957	0.2346
33	1.2930	1.941	2.529
34	0.5623	0.5623	0.5623
35	1.1034	1.748	2.006
36	0.9003	0.4634	0.4634
37	2.518	4.435	5.410
38	1.298	1.256	1.256
40	1.775	1.547	1.127
41	2.332	4.134	5.471
42	0.9003	0.9003	0.9003
43	1.9584	2.269	2.483
44	0.9003	1.574	1.748
45	0	0	0
46	0.5623	0.9216	0.9216
48	0.5623	0.5623	0.5623
49	1.2512	1.451	1.455
50	0.8305	1.589	1.775
51	0	0	0

rule	$t = 1$	$t = 2$	$t = 3$
52	0.9003	0.9216	0.9216
53	1.906	2.057	2.016
54	1.7707	2.609	3.921
56	0.8305	1.3503	1.732
57	2.086	2.190	1.946
58	1.9132	2.132	2.106
60	0	0	0
61	1.430	2.065	3.076
62	1.341	2.406	3.720
64	0.7356	0	0
65	1.5310	2.268	2.970
66	0.5623	0.9216	0.9216
68	0.5623	0.5623	0.5623
69	1.0562	1.790	1.842
70	0.8305	1.7802	1.815
72	0.9003	0.4634	0.4634
73	2.604	3.685	4.473
74	2.461	2.713	2.755
76	0.8305	0.8305	0.8305
77	1.9862	2.153	2.330
78	1.7553	2.111	2.029
80	1.1247	1.1247	1.1247
81	1.0434	1.5837	1.716
82	2.460	3.823	5.375
84	0.8992	1.740	1.984
85	0	0	0
86	0	0	0
88	2.2441	3.081	3.605
89	0	0	0
90	0	0	0
92	1.9132	1.768	1.735
94	2.599	3.682	5.311
96	1.782	1.3689	0.995
97	2.491	3.470	4.846
98	0.8305	0.8932	0.979
100	1.298	1.667	1.632
102	0	0	0
104	2.591	4.379	4.969
105	0	0	0
106	0	0	0
108	1.7707	1.5093	1.5093
110	1.344	2.435	3.407
112	0.9003	0.9003	0.9003
113	1.957	2.266	2.482
114	1.754	2.344	2.825
116	0.5623	0.9215	0.9215
118	1.342	1.945	2.827
120	0	0	0
122	2.600	4.307	5.981

rule	$t = 1$	$t = 2$	$t = 3$
124	1.343	2.321	3.933
126	0.9003	2.049	3.914
128	0.8223	0.457	0.1986
130	1.533	1.263	1.025
132	1.292	1.459	1.637
134	2.496	3.050	3.010
136	0.9003	0.8223	0.641
138	1.0434	1.0434	1.0434
140	1.2512	1.5808	1.7551
142	1.957	2.266	2.482
144	1.913	1.988	2.056
146	2.604	3.742	5.350
148	2.328	3.589	3.815
150	0	0	0
152	1.644	2.626	3.031
154	0	0	0
156	2.083	2.506	2.563
160	1.805	1.633	1.281
162	1.0562	0.8654	0.7355

rule	$t = 1$	$t = 2$	$t = 3$
164	2.520	3.343	3.353
168	1.2707	1.3676	1.369
170	0	0	0
172	1.909	2.080	2.242
176	1.4757	1.723	1.863
180	0	0	0
184	1.2652	1.575	1.788
188	1.433	1.962	1.733
192	0.9003	0.8113	0.6415
196	1.1034	1.0302	0.9170
200	0.9003	0.9003	0.9003
204	0	0	0
208	1.0434	1.0434	1.0434
212	1.9584	2.269	2.483
216	1.667	2.033	2.065
224	1.2707	1.368	1.369
232	1.9862	2.153	2.330
240	0	0	0

Measures of the information content of regular grammars for sets of configurations generated by evolution from disordered initial states.

This table gives values of a probabilistic analogue of the regular language complexity of table 10, in which the nodes of regular language graphs are weighted with the probabilities that they are visited.

Starting from a disordered state in which all possible configurations occur with equal probability, irreversible cellular automaton evolution can lead to ensembles in which different configurations occur with different probabilities. These ensembles can be described by probabilistic analogues of regular languages.

All the configurations that can occur after t steps correspond to possible paths through the standard regular language graphs of table 10. To account for the different probabilities of different configurations, one may weight the nodes of the graph according to the probabilities P_i that they are visited. In terms of these probabilities, one may then compute a measure theoretical complexity $-\sum P_i \log_2 P_i$, where the sum runs over all nodes in the regular language graph. The table gives estimated values for this quantity. The last digit in each estimate is subject to statistical errors.

Table and concept by Peter Grassberger (*Physics Department, University of Wuppertal*).

Table 12: Iterated Rule Expression Sizes

rule	$t = 1$	$t = 2$	$t = 3$	$t = 4$	$t = 5$
0	0 (0)	0 (0)	0 (0)	0 (0)	0 (0)
1	1 (1)	6 (4)	1 (1)	6 (4)	1 (1)
2	1 (1)	1 (1)	1 (1)	1 (1)	1 (1)
3	1 (1)	3 (2)	1 (1)	3 (2)	1 (1)
4	1 (1)	1 (1)	1 (1)	1 (1)	1 (1)
5	1 (1)	2 (2)	1 (1)	2 (2)	1 (1)
6	2 (2)	4 (4)	13 (10)	25 (21)	110 (50)
7	2 (2)	7 (4)	6 (6)	18 (8)	10 (10)
8	1 (1)	0 (0)	0 (0)	0 (0)	0 (0)
9	2 (2)	5 (5)	18 (11)	43 (31)	138 (53)
10	1 (1)	1 (1)	1 (1)	1 (1)	1 (1)
11	2 (2)	5 (4)	10 (6)	26 (12)	50 (16)
12	1 (1)	1 (1)	1 (1)	1 (1)	1 (1)
13	2 (2)	6 (4)	9 (5)	13 (7)	17 (8)
14	2 (2)	5 (5)	17 (10)	51 (24)	144 (48)
15	1 (1)	1 (1)	1 (1)	1 (1)	1 (1)
18	2 (2)	4 (4)	18 (18)	35 (26)	140 (108)
19	2 (2)	8 (5)	3 (3)	8 (5)	3 (3)
22	3 (3)	7 (7)	27 (26)	80 (62)	308 (206)
23	3 (3)	8 (5)	7 (7)	33 (9)	11 (11)
24	2 (2)	4 (4)	4 (4)	4 (4)	4 (4)
25	2 (2)	4 (4)	8 (8)	20 (16)	42 (27)
26	2 (2)	6 (6)	21 (17)	56 (43)	192 (100)
27	3 (2)	4 (4)	7 (5)	7 (6)	15 (7)
28	2 (2)	4 (4)	11 (7)	15 (11)	30 (12)
29	3 (2)	4 (4)	3 (2)	4 (4)	3 (2)
30	3 (3)	9 (7)	23 (17)	76 (41)	185 (105)
31	2 (2)	6 (4)	7 (6)	12 (10)	11 (9)
32	1 (1)	1 (1)	1 (1)	1 (1)	1 (1)
33	2 (2)	7 (7)	12 (12)	44 (23)	38 (24)
34	1 (1)	1 (1)	1 (1)	1 (1)	1 (1)
35	2 (2)	4 (3)	8 (4)	13 (8)	30 (11)
36	2 (2)	2 (2)	2 (2)	2 (2)	2 (2)
37	2 (2)	8 (7)	25 (17)	75 (47)	238 (109)
38	2 (2)	4 (3)	4 (4)	4 (3)	4 (4)
39	3 (2)	3 (3)	6 (5)	5 (5)	15 (7)
40	2 (2)	3 (3)	5 (5)	8 (8)	13 (13)
41	3 (3)	8 (8)	26 (24)	92 (69)	283 (218)
42	2 (2)	2 (2)	2 (2)	2 (2)	2 (2)
43	3 (3)	7 (6)	24 (12)	62 (27)	176 (55)
44	2 (2)	3 (3)	4 (4)	8 (5)	10 (6)
45	3 (3)	9 (8)	24 (20)	72 (53)	219 (118)
46	3 (2)	6 (4)	6 (4)	6 (4)	6 (4)
47	2 (2)	5 (4)	13 (6)	28 (8)	64 (16)
50	2 (2)	6 (4)	15 (6)	31 (8)	64 (10)
51	1 (1)	1 (1)	1 (1)	1 (1)	1 (1)
54	3 (3)	7 (6)	18 (15)	59 (38)	165 (85)
55	2 (2)	5 (3)	5 (5)	5 (3)	5 (5)

rule	$t = 1$	$t = 2$	$t = 3$	$t = 4$	$t = 5$
56	2 (2)	6 (4)	14 (9)	38 (20)	103 (45)
57	3 (3)	7 (6)	17 (12)	41 (23)	130 (50)
58	2 (2)	6 (5)	15 (10)	34 (18)	80 (32)
59	2 (2)	4 (4)	9 (8)	14 (10)	34 (17)
60	2 (2)	2 (2)	8 (8)	2 (2)	8 (8)
61	3 (3)	4 (4)	14 (10)	21 (17)	60 (30)
62	3 (3)	6 (6)	20 (12)	56 (27)	137 (48)
63	2 (2)	2 (2)	2 (2)	2 (2)	2 (2)
72	2 (2)	2 (2)	2 (2)	2 (2)	2 (2)
73	3 (3)	8 (7)	36 (20)	90 (46)	276 (118)
74	2 (2)	5 (5)	13 (11)	30 (22)	77 (45)
75	3 (3)	8 (8)	24 (20)	81 (52)	241 (118)
76	2 (2)	2 (2)	2 (2)	2 (2)	2 (2)
77	3 (3)	7 (5)	14 (7)	32 (9)	57 (11)
78	2 (2)	5 (4)	8 (7)	20 (10)	21 (12)
79	2 (2)	7 (4)	9 (5)	13 (6)	20 (7)
90	2 (2)	2 (2)	8 (8)	2 (2)	8 (8)
91	3 (3)	9 (6)	26 (19)	82 (47)	255 (107)
94	3 (3)	8 (8)	26 (19)	106 (46)	276 (106)
95	2 (2)	2 (2)	2 (2)	2 (2)	2 (2)
104	3 (3)	6 (6)	15 (14)	27 (26)	49 (45)
105	4 (4)	4 (4)	16 (16)	4 (4)	256 (256)
106	3 (3)	5 (5)	25 (21)	46 (37)	192 (126)
107	4 (4)	10 (9)	37 (28)	108 (70)	390 (210)
108	3 (3)	5 (5)	9 (8)	5 (5)	9 (8)
109	4 (4)	10 (8)	31 (20)	91 (54)	268 (118)
110	3 (3)	7 (6)	15 (15)	40 (28)	95 (60)
111	3 (3)	7 (6)	21 (14)	57 (25)	139 (56)
122	3 (3)	9 (8)	27 (20)	88 (48)	264 (136)
123	3 (3)	8 (8)	22 (13)	51 (28)	81 (30)
126	3 (3)	8 (8)	22 (19)	103 (67)	221 (116)
127	3 (3)	3 (3)	3 (3)	3 (3)	3 (3)
128	1 (1)	1 (1)	1 (1)	1 (1)	1 (1)
129	2 (2)	9 (8)	26 (20)	93 (78)	250 (120)
130	2 (2)	2 (2)	5 (4)	5 (4)	8 (6)
131	2 (2)	6 (5)	13 (10)	36 (25)	88 (45)
132	2 (2)	3 (3)	4 (4)	5 (5)	6 (6)
133	2 (2)	8 (7)	23 (17)	74 (41)	216 (111)
134	3 (3)	6 (6)	20 (17)	46 (34)	174 (90)
135	3 (3)	9 (7)	22 (17)	66 (41)	202 (107)
136	1 (1)	1 (1)	1 (1)	1 (1)	1 (1)
137	2 (2)	8 (6)	14 (14)	39 (25)	111 (60)
138	2 (2)	2 (2)	2 (2)	2 (2)	2 (2)
139	2 (2)	5 (4)	6 (4)	6 (4)	6 (4)
140	2 (2)	2 (2)	2 (2)	2 (2)	2 (2)
141	2 (2)	7 (4)	10 (6)	22 (8)	28 (9)
142	3 (3)	7 (6)	18 (12)	52 (27)	151 (55)
143	2 (2)	5 (4)	12 (8)	32 (15)	86 (34)

rule	$t = 1$	$t = 2$	$t = 3$	$t = 4$	$t = 5$
146	3 (3)	6 (6)	29 (29)	61 (48)	224 (193)
147	3 (3)	8 (7)	21 (18)	69 (39)	207 (79)
150	4 (4)	4 (4)	16 (16)	4 (4)	256 (256)
151	4 (4)	10 (7)	33 (29)	104 (63)	372 (201)
152	2 (2)	4 (4)	7 (7)	12 (11)	20 (19)
153	2 (2)	2 (2)	8 (8)	2 (2)	8 (8)
154	3 (3)	4 (4)	28 (15)	6 (6)	42 (19)
155	3 (3)	7 (4)	8 (5)	8 (4)	8 (5)
156	3 (3)	3 (3)	14 (8)	12 (8)	43 (13)
157	3 (3)	7 (4)	11 (7)	24 (8)	23 (10)
158	4 (4)	12 (8)	34 (20)	106 (37)	330 (92)
159	3 (3)	9 (7)	18 (14)	63 (24)	139 (55)
160	1 (1)	1 (1)	1 (1)	1 (1)	1 (1)
161	2 (2)	6 (6)	20 (18)	65 (43)	236 (140)
162	2 (2)	3 (3)	4 (4)	5 (5)	6 (6)
163	2 (2)	5 (5)	15 (9)	32 (15)	73 (25)
164	2 (2)	5 (4)	10 (10)	16 (13)	27 (21)
165	2 (2)	2 (2)	8 (8)	2 (2)	8 (8)
166	3 (3)	4 (4)	24 (15)	6 (6)	32 (19)
167	3 (3)	8 (7)	26 (19)	82 (43)	218 (104)
168	2 (2)	5 (4)	10 (8)	23 (16)	49 (32)
169	3 (3)	6 (5)	28 (21)	76 (37)	244 (124)
170	1 (1)	1 (1)	1 (1)	1 (1)	1 (1)
171	3 (2)	3 (2)	3 (2)	3 (2)	3 (2)
172	2 (2)	4 (3)	6 (4)	7 (5)	9 (6)
173	3 (3)	10 (7)	32 (14)	70 (27)	206 (46)
174	2 (2)	2 (2)	2 (2)	2 (2)	2 (2)
175	2 (2)	2 (2)	2 (2)	2 (2)	2 (2)
178	3 (3)	7 (5)	16 (7)	32 (9)	65 (11)
179	2 (2)	4 (4)	8 (6)	15 (8)	31 (10)
182	4 (4)	11 (9)	47 (33)	103 (55)	466 (162)
183	3 (3)	7 (7)	24 (22)	55 (22)	203 (69)

rule	$t = 1$	$t = 2$	$t = 3$	$t = 4$	$t = 5$
184	2 (2)	5 (5)	15 (13)	48 (37)	161 (111)
185	3 (3)	5 (5)	24 (10)	51 (22)	149 (45)
186	3 (2)	8 (3)	20 (4)	43 (5)	88 (6)
187	2 (2)	2 (2)	2 (2)	2 (2)	2 (2)
188	3 (3)	6 (5)	24 (10)	39 (15)	125 (23)
189	3 (3)	10 (5)	8 (5)	8 (5)	8 (5)
190	4 (3)	5 (4)	23 (6)	21 (7)	91 (9)
191	3 (3)	3 (3)	3 (3)	3 (3)	3 (3)
200	2 (2)	2 (2)	2 (2)	2 (2)	2 (2)
201	3 (3)	10 (5)	23 (10)	10 (5)	23 (10)
202	2 (2)	4 (4)	7 (6)	11 (8)	16 (10)
203	3 (3)	7 (5)	17 (9)	41 (13)	66 (19)
204	1 (1)	1 (1)	1 (1)	1 (1)	1 (1)
205	3 (2)	3 (2)	3 (2)	3 (2)	3 (2)
206	3 (2)	5 (3)	8 (4)	11 (5)	15 (6)
207	2 (2)	2 (2)	2 (2)	2 (2)	2 (2)
218	3 (3)	9 (6)	40 (16)	92 (24)	158 (38)
219	3 (3)	10 (5)	10 (5)	10 (5)	10 (5)
222	4 (3)	10 (5)	19 (7)	31 (9)	46 (11)
223	3 (3)	3 (3)	3 (3)	3 (3)	3 (3)
232	3 (3)	8 (5)	19 (7)	33 (9)	58 (11)
233	4 (4)	10 (7)	39 (20)	112 (34)	307 (63)
234	2 (2)	6 (4)	17 (7)	44 (12)	106 (21)
235	4 (3)	11 (6)	28 (10)	62 (14)	134 (19)
236	3 (2)	3 (2)	3 (2)	3 (2)	3 (2)
237	4 (3)	7 (5)	7 (5)	7 (5)	7 (5)
238	2 (2)	4 (3)	6 (4)	9 (5)	12 (6)
239	3 (3)	1 (1)	1 (1)	1 (1)	1 (1)
250	2 (2)	3 (3)	4 (4)	5 (5)	6 (6)
251	3 (3)	6 (5)	10 (7)	19 (9)	28 (11)
254	4 (3)	11 (5)	24 (7)	45 (9)	76 (11)
255	1 (1)	1 (1)	1 (1)	1 (1)	1 (1)

Sizes of Boolean expressions representing functions corresponding to iterations of cellular automaton rules.

Cellular automaton rules with $k = 2$ and $r = 1$ can be expressed as Boolean functions of three variables, as in table 1. Iterations of these rules for t steps correspond to functions of $2t + 1$ variables, which may be expressed as Boolean expressions.

The minimal Boolean expressions obtained after one step were given in table 1. This table gives the numbers of terms in Boolean expressions obtained after t time steps. An increase in these numbers potentially reflects increasing difficulty of computing the outcome of more steps of cellular automaton evolution.

The first number in each case gives the number of prime implicants in the corresponding Boolean expression. The possible values of a set of n Boolean variables correspond to the vertices of a Boolean n -cube. The cases in which a Boolean function has value 1 then correspond to a region of the Boolean n -cube. The number





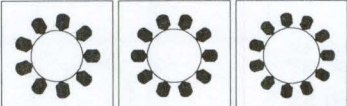


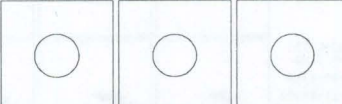

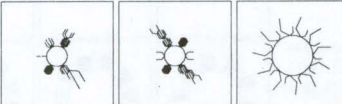



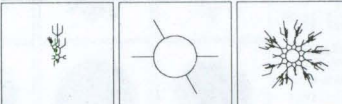




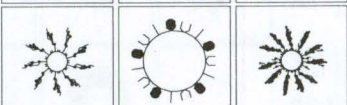


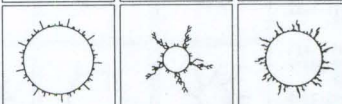

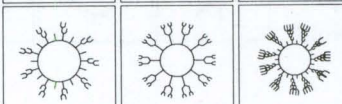
of prime implicants is essentially the number of hyperplanes of various dimensions which must be combined to form this region.

Boolean expressions can conveniently be stated in a disjunctive normal form (DNF), in which they are written as a disjunction (OR) of conjunctions (ANDs). The number of prime implicants gives an upper bound on the number of terms needed in such a form.

Notice that complementation of a function has no simple effect on its DNF expression. As a result, the table includes minimal representatives for all rules from table 1 not related by reflection.

The general problem of finding an absolutely minimal DNF representation for a function appears to be computationally intractable. The table gives in parentheses the numbers of terms in minimal DNF expressions found by the *espresso* computer program (R. Rudell, Computer Science Department, University of California, Berkeley, 1985) which incorporates known algebraic and heuristic techniques. In most cases, the results given are probably absolutely minimal.

Table 13: Finite Lattice State Transition Diagrams

<p>rule 0: N=9:1x1 N=10:1x1 N=11:1x1</p> 	<p>rule 12: N=9:76x1 N=10:123x1 N=11:199x1</p> 
<p>rule 1: N=9:37x2 N=10:61x2 N=11:100x2</p> 	<p>rule 13: N=9:1x2, 12x1 N=10:1x2, 17x1 N=11:1x2, 22x1</p> 
<p>rule 2: N=9:3x1, 1x1 N=10:4x10, 1x5,1x1 N=11:6x11, 1x1</p> 	<p>rule 14: N=9:4x8, 1x1 N=10:11x10, 3x5,1x1 N=11:9x22, 3x11,1x1</p> 
<p>rule 3: N=9:8x18, 1x2,1x1 N=10:13x20, 1x4,1x5 N=11:21x22, 2x11,1x2</p> 	<p>rule 15: N=9:28x18, 1x6,1x2 N=10:99x10, 2x7,1x2 N=11:93x22, 1x2</p> 
<p>rule 4: N=9:76x1 N=10:123x1 N=11:199x1</p> 	<p>rule 18: N=9:2x6, 1x1 N=10:5x6, 1x4,15x2 N=11:2x11, 1x4,11x2, 1x1</p> 
<p>rule 5: N=9:73x2, 17x1 N=10:136x2, 17x1 N=11:232x2, 22x1</p> 	<p>rule 19: N=9:37x2 N=10:61x2 N=11:100x2</p> 
<p>rule 6: N=9:3x18, 1x1 N=10:11x10, 4x5,3x1 N=11:5x22, 1x1</p> 	<p>rule 22: N=9:9x4 N=10:10x6, 15x4,3x1 N=11:2x11, 11x5,11x4</p> 
<p>rule 7: N=9:2x18, 1x9,1x2 N=10:23x20, 2x1,1x4 N=11:4x22, 1x1,1x2</p> 	<p>rule 23: N=9:37x2 N=10:61x2, 2x1 N=11:100x2</p> 
<p>rule 8: N=9:1x1 N=10:1x1 N=11:1x1</p> 	<p>rule 24: N=9:2x9, 1x3,1x1 N=10:4x10, 1x5,1x1 N=11:6x11, 1x1</p> 
<p>rule 9: N=9:1x18, 3x3,1x2 N=10:2x15, 1x2 N=11:2x22, 1x2</p> 	<p>rule 25: N=9:1x18, 1x2,1x3 N=10:2x30, 1x20,1x15 N=11:1x33, 1x2,1x11</p> 
<p>rule 10: N=9:8x2, 1x3,1x1 N=10:11x10, 2x5,1x1 N=11:18x11, 1x1</p> 	<p>rule 26: N=9:2x72, 1x18,1x6 N=10:12x20, 1x1,1x5</p> 
<p>rule 11: N=9:4x18, 1x3,1x2 N=10:12x10, 1x5,1x2 N=11:12x22, 1x1,1x2</p> 	<p>rule 27: N=9:2x18, 1x2,1x6 N=10:13x20, 1x4,1x5 N=11:21x22, 2x11,1x2</p> 



Wolfram on Cellular Automata and Complexity

<p>rule 28: $N=9:21 \times 2,$ 1×1 $N=10:30 \times 2,$ 3×1 $N=11:55 \times 2,$ 1×1</p>			
<p>rule 29: $N=9:121 \times 2$ $N=10:221 \times 2,$ 2×1 $N=11:408 \times 2$</p>			
<p>rule 30: $N=9:1 \times 171,$ $1 \times 72, 1 \times 111,$ $1 \times 5, 3 \times 1$ $N=10:2 \times 15,$ $1 \times 5, 3 \times 1$ $N=11:1 \times 154,$ $11 \times 17, 1 \times 1$</p>			
<p>rule 32: $N=9:1 \times 1$ $N=10:1 \times 2,$ 1×1 $N=11:1 \times 1$</p>			
<p>rule 33: $N=9:37 \times 2$ $N=10:62 \times 2$ $N=11:100 \times 2$</p>			
<p>rule 34: $N=9:1 \times 3,$ $1 \times 3, 1 \times 7$ $N=10:11 \times 10,$ $1 \times 5, 1 \times 2,$ 1×1 $N=11:18 \times 11,$ 1×1</p>			
<p>rule 35: $N=9:2 \times 19,$ 1×2 $N=10:1 \times 20,$ 2×2 $N=11:21 \times 22,$ 1×1</p>			
<p>rule 36: $N=9:31 \times 1$ $N=10:46 \times 1$ $N=11:67 \times 1$</p>			
<p>rule 37: $N=9:19 \times 2,$ 3×1 $N=10:26 \times 2$ $N=11:2 \times 33,$ 3×2</p>			
<p>rule 38: $N=9:6 \times 18,$ $1 \times 6, 1 \times 18$ $N=10:19 \times 10,$ $2 \times 5, 1 \times 1$ $N=11:15 \times 22,$ 1×1</p>			
<p>rule 40: $N=9:1 \times 3,$ $1 \times 3, 1 \times 1$ $N=10:1 \times 10,$ $1 \times 1, 1 \times 2,$ 1×1 $N=11:2 \times 11,$ 1×1</p>			
<p>rule 41: $N=9:2 \times 16,$ $1 \times 3, 4 \times 3,$ $N=10:2 \times 18,$ $2 \times 5, 1 \times 5,$ 2×2 $N=11:1 \times 14,$ $13 \times 11, 1 \times 1$</p>			

<p>rule 42: $N=9:26 \times 9,$ $2 \times 3, 1 \times 3$ $N=10:42 \times 10,$ $1 \times 7, 1 \times 2,$ 1×1 $N=11:74 \times 11,$ 1×1</p>			
<p>rule 43: $N=9:1 \times 18,$ $1 \times 3, 2 \times 3,$ 1×2 $N=10:22 \times 10,$ $4 \times 5, 2 \times 4$ $N=11:9 \times 22,$ $18 \times 11, 1 \times 2$</p>			
<p>rule 44: $N=9:1 \times 3,$ 3×1 $N=10:46 \times 1$ $N=11:67 \times 1$</p>			
<p>rule 45: $N=9:1 \times 504,$ $1 \times 3, 1 \times 2,$ 1×1 $N=10:1 \times 430,$ $2 \times 6, 1 \times 2,$ 1×1 $N=11:1 \times 979,$ $1 \times 3, 11 \times 86,$ 1×2</p>			
<p>rule 46: $N=9:1 \times 7,$ 1×1 $N=10:4 \times 10,$ $1 \times 5, 1 \times 1$ $N=11:6 \times 11,$ 1×1</p>			
<p>rule 50: $N=9:39 \times 2,$ 1×1 $N=10:61 \times 2,$ 1×1 $N=11:99 \times 2,$ 1×1</p>			
<p>rule 51: $N=9:256 \times 2$ $N=10:512 \times 2$ $N=11:1024 \times 2$</p>			
<p>rule 54: $N=9:2 \times 27,$ $9 \times 4, 1 \times 1$ $N=10:2 \times 30,$ $15 \times 4, 1 \times 1$ $N=11:2 \times 99,$ $7 \times 11, 11 \times 4,$ 1×1</p>			
<p>rule 56: $N=9:9 \times 9,$ $2 \times 3, 1 \times 1$ $N=10:12 \times 10,$ $1 \times 7, 1 \times 2,$ 1×1 $N=11:20 \times 11,$ 1×1</p>			
<p>rule 57: $N=9:2 \times 2,$ $2 \times 3, 1 \times 2$ $N=10:28 \times 10,$ $1 \times 4, 1 \times 5,$ 1×1 $N=11:4 \times 11,$ 1×2</p>			
<p>rule 58: $N=9:1 \times 18,$ $1 \times 7, 1 \times 3,$ 1×1 $N=10:1 \times 20,$ $1 \times 4, 1 \times 5,$ 1×1 $N=11:2 \times 22,$ $3 \times 11, 1 \times 1$</p>			
<p>rule 60: $N=9:8 \times 30,$ $1 \times 3, 1 \times 1$ $N=10:3 \times 341,$ 1×1</p>			

<p>rule 62: $N=9:1x18$ $N=10:1x20,$ $1x1,35x3,$ $1x1,7x23,$ $1x1,7x23,$</p>			
<p>rule 72: $N=9:31x1$ $N=10:46x1$ $N=11:67x1$</p>			
<p>rule 73: $N=9:18x1$ $N=10:10x8,$ $10x1,21x8,$ $10x1$ $N=11:11x12,$ $11x8,14x23,$ $11x1$</p>			
<p>rule 74: $N=9:4x18,$ $4x1$ $N=10:16x20,$ $1x5,1x1$ $N=11:1x37,$ $1x2,6x11,$ $1x1$</p>			
<p>rule 76: $N=9:24x1$ $N=10:44x1$ $N=11:815x1$</p>			
<p>rule 77: $N=9:1x2,$ $76x1$ $N=10:1x2,$ $122x1$ $N=11:1x2,$ $198x1$</p>			
<p>rule 78: $N=9:13x1$ $N=10:18x1$ $N=11:23x1$</p>			
<p>rule 90: $N=9:36x7,$ $7x1$ $N=10:40x6,$ $5x3,1x1$ $N=11:33x31,$ $1x1$</p>			
<p>rule 94: $N=9:7x21$ $N=10:5x6,$ $10x3,40x2,$ $18x1$ $N=11:1x1,$ $442,43x1$</p>			
<p>rule 104: $N=9:19x1$ $N=10:1x2,$ $26x1$ $N=11:34x1$</p>			
<p>rule 105: $N=9:9x14,$ $1x2$ $N=10:170x6,$ $2x2$ $N=11:33x62,$ $1x2$</p>			
<p>rule 106: $N=9:3x54,$ $8x3,4x3,$ $1x1$ $N=10:2x205,$ $2x5,11x10,$ $4x5,1x4,$ $1x1$ $N=11:1x176,$ $16x1,1x1$</p>			

<p>rule 108: $N=9:54x2,$ $76x1$ $N=10:100x2,$ $121x1$ $N=11:187x2,$ $794x1$</p>			
<p>rule 110: $N=9:1x1,$ $7x1$ $N=10:2x25,$ $1x15,16x5,$ $11x7,1x1$ $N=11:1x10,$ $11x7,1x1$</p>			
<p>rule 122: $N=9:1x1,$ $5x2,1x1$ $N=10:5x6,$ $1x4,16x2,$ $1x1$ $N=11:2x11,$ $11x4,11x2,$ $1x1$</p>			
<p>rule 126: $N=9:1x1,$ $7x1$ $N=10:5x6,$ $1x4,15x2,$ $1x1$ $N=11:2x11,$ $11x4,11x2,$ $1x1$</p>			
<p>rule 128: $N=9:2x1$ $N=10:2x1$ $N=11:2x1$</p>			
<p>rule 130: $N=9:3x7,$ $2x1$ $N=10:4x10,$ $1x5,2x1$ $N=11:6x11,$ $2x1$</p>			
<p>rule 132: $N=9:77x1$ $N=10:124x1$ $N=11:200x1$</p>			
<p>rule 134: $N=9:3x18,$ $2x1$ $N=10:11x10,$ $4x5,4x1$ $N=11:5x22,$ $2x1$</p>			
<p>rule 136: $N=9:2x1$ $N=10:2x1$ $N=11:2x1$</p>			
<p>rule 138: $N=9:17x9,$ $1x3,2x1$ $N=10:26x10,$ $3x5,2x1$ $N=11:44x11,$ $2x1$</p>			
<p>rule 140: $N=9:77x1$ $N=10:124x1$ $N=11:200x1$</p>			
<p>rule 142: $N=9:4x18,$ $3x3,1x6,$ $1x1$ $N=10:22x10,$ $4x5,4x1$ $N=11:9x22,$ $16x1,2x1$</p>			



State transition diagrams for cellular automata on finite size lattices.

A $k = 2$ cellular automaton on a finite lattice with N sites has a total of 2^N possible states. The complete evolution of such a cellular automaton can be represented by a finite diagram which shows the possible transitions between these states. Each node in the diagram corresponds to a complete configuration or state of the finite cellular automaton. A directed arc leads from each such node to its successor under one time step of cellular automaton evolution. The possible time sequences of configurations in the complete evolution of the cellular automaton then correspond to possible paths through the directed graph thus formed.

After a time of at most 2^N steps, a finite cellular automaton must always enter a cycle, periodically visiting a fixed set of states. In general, the complete state transition diagram contains a number of distinct cycles.

The table shows the fragment of the state transition diagram associated with the longest cycle, for all inequivalent $k = 2$, $r = 1$ rules. Results are given for lattices of sizes $N = 9$, $N = 10$ and $N = 11$. In all cases, the lattices are taken to have periodic boundary conditions, as if their sites were arranged in a circle.

The table also gives the lengths and multiplicities of all the cycles for each rule. (The notation used is $g \times L$, representing g cycles of length L .) Notice that the state transition diagram fragments associated with different cycles of the same length may not be identical. When there are several cycles of maximal length, the fragment shown is the one involving the largest total number of states.

State transition diagram fragments have the general form of cycles fed by trees. The cellular automaton always reaches the cycle after a sufficiently long time. The trees represent transients, and contain states which can occur only after a limited number of time steps. Such transient phenomena are a manifestation of irreversibility in the cellular automaton evolution.

Some finite cellular automata, such as rule 13, are reversible, so that their state transition diagrams contain no transients, and all states are on cycles.

In some other cases, such as rule 90, highly regular state transition diagrams are obtained, containing for example only balanced trees (see pages 159–202 in this book). Many rules, however, yield complicated state transition diagrams.

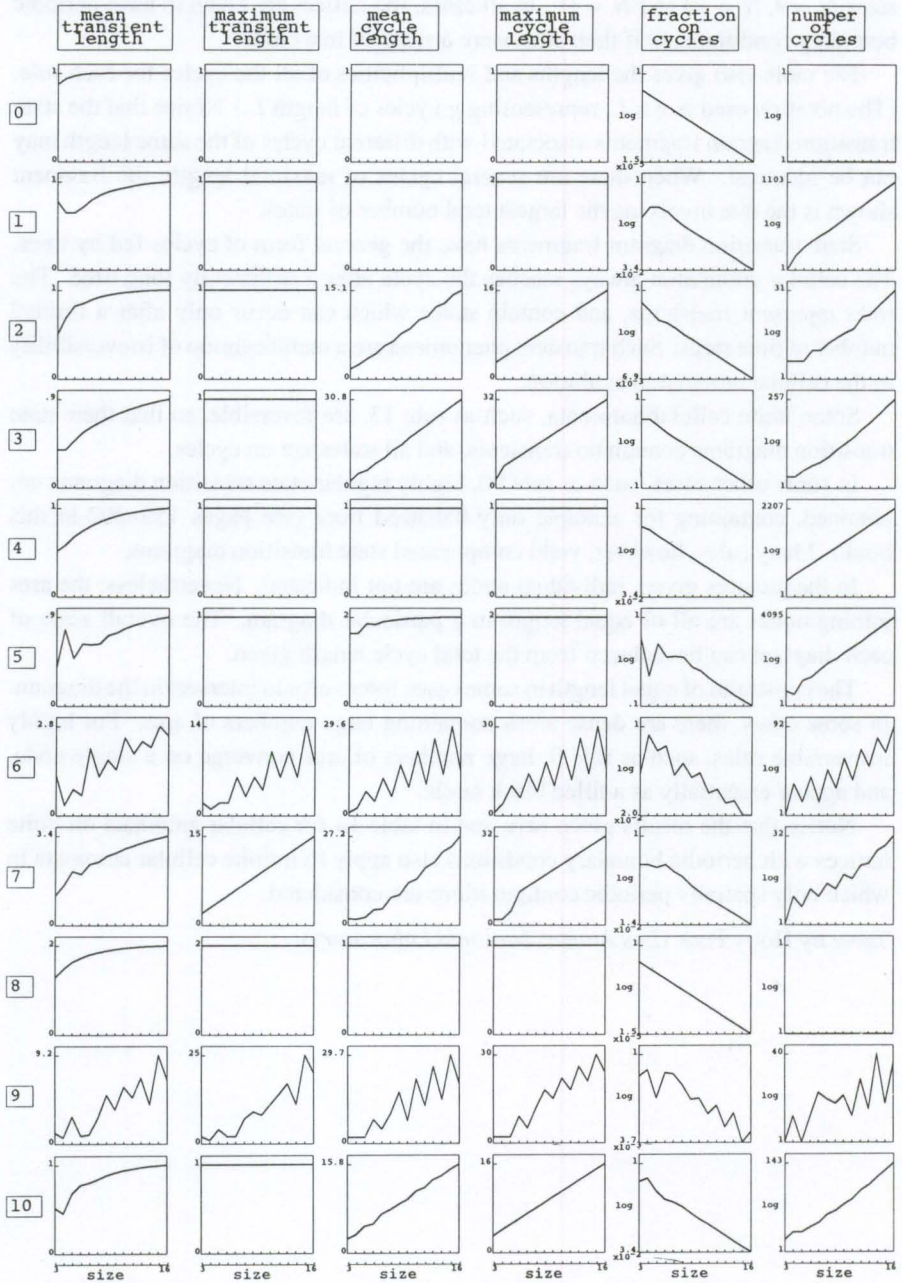
In the pictures given, individual nodes are not indicated. Nevertheless, the arcs joining nodes are all of equal length in a particular diagram. The overall scale of each diagram can be deduced from the total cycle length given.

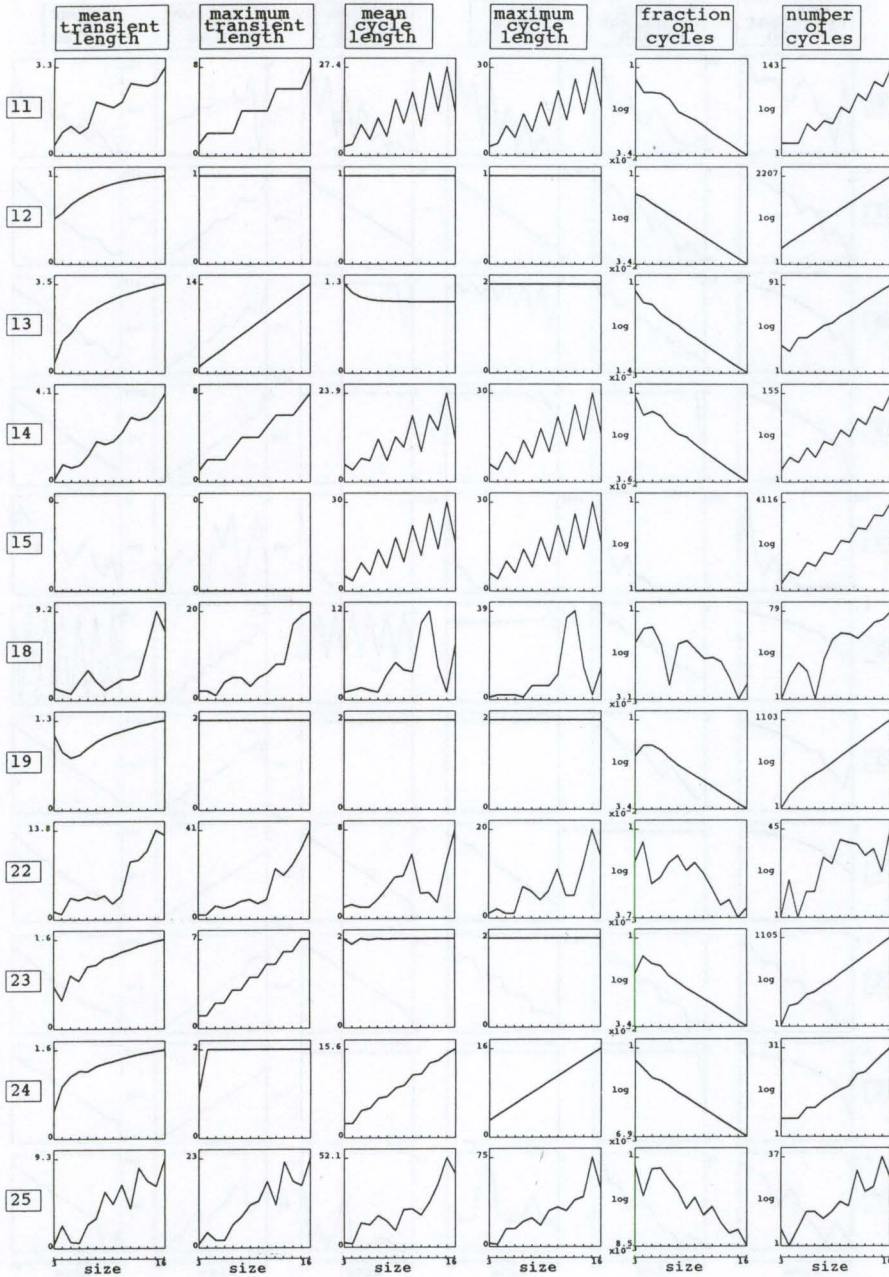
The constraint of equal length in some cases forces arcs to intersect in the diagram. In some cases, there are dense areas containing large numbers of arcs. For highly irreversible rules, such as rule 0, large numbers of arcs converge on a single node, and appear essentially as a filled black circle.

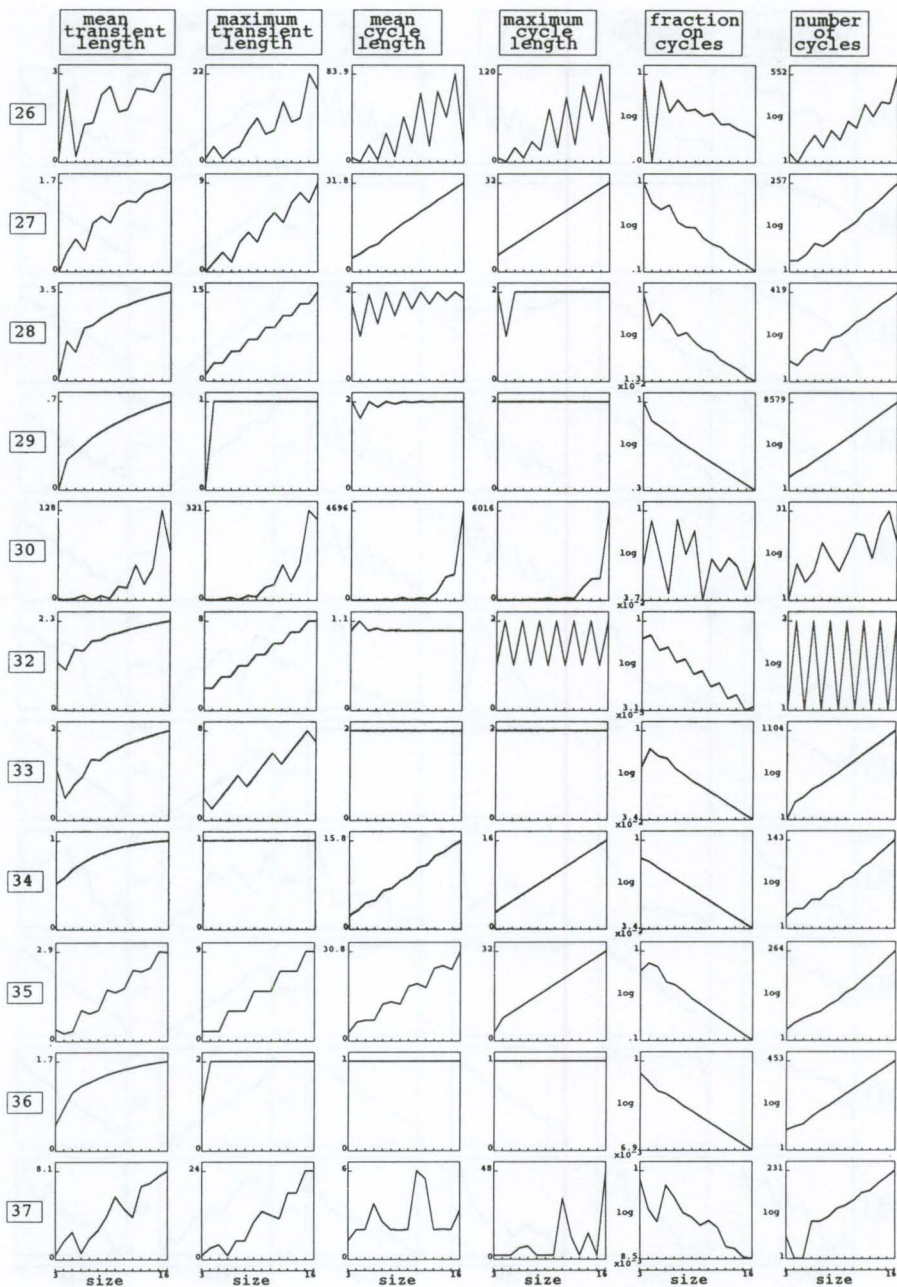
Notice that the results given here and in table 14 for cellular automata on finite lattices with periodic boundary conditions also apply to infinite cellular automata in which only spatially periodic configurations are considered.

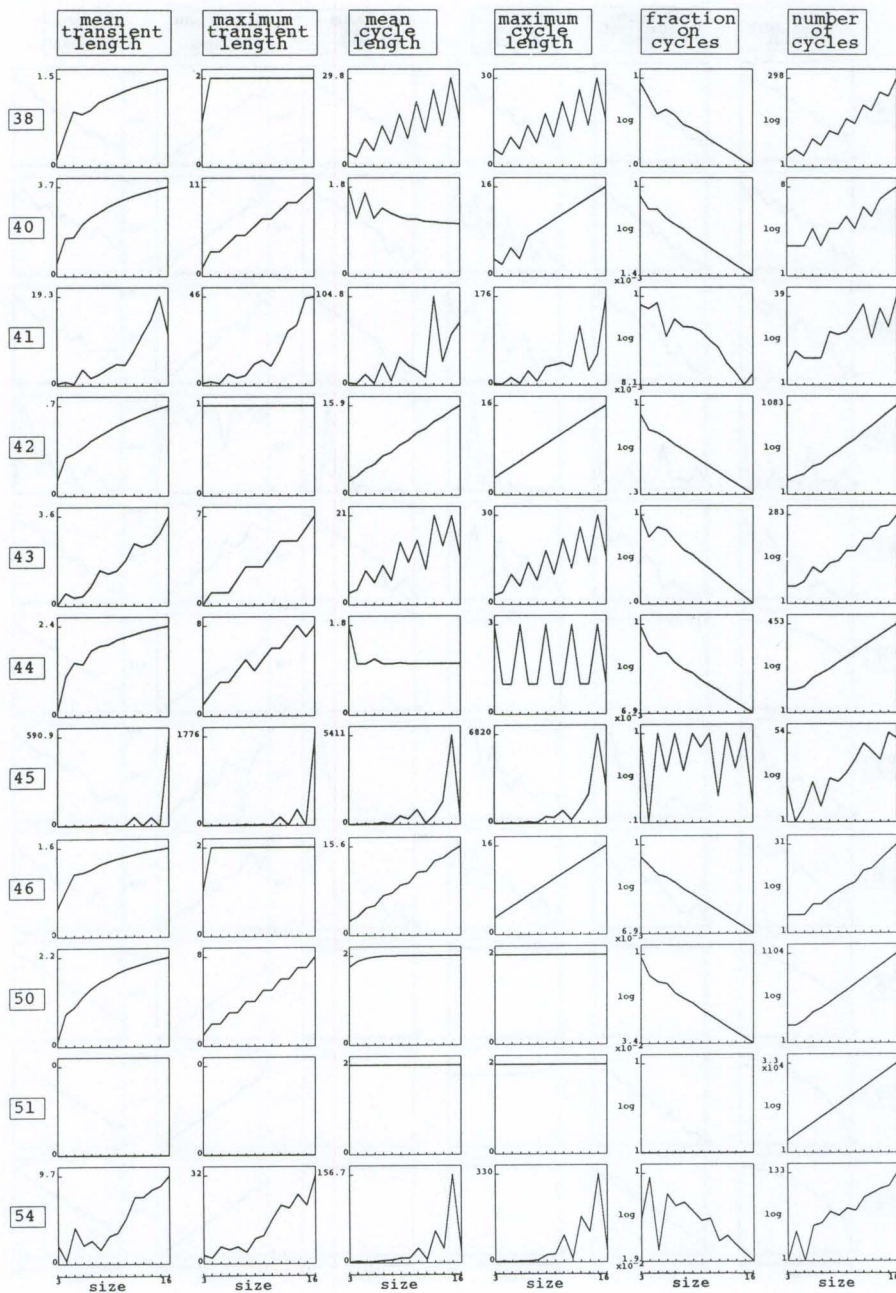
Table by Holly Peck (*Los Alamos National Laboratory*).

Table 14: Global Properties for Finite Lattices

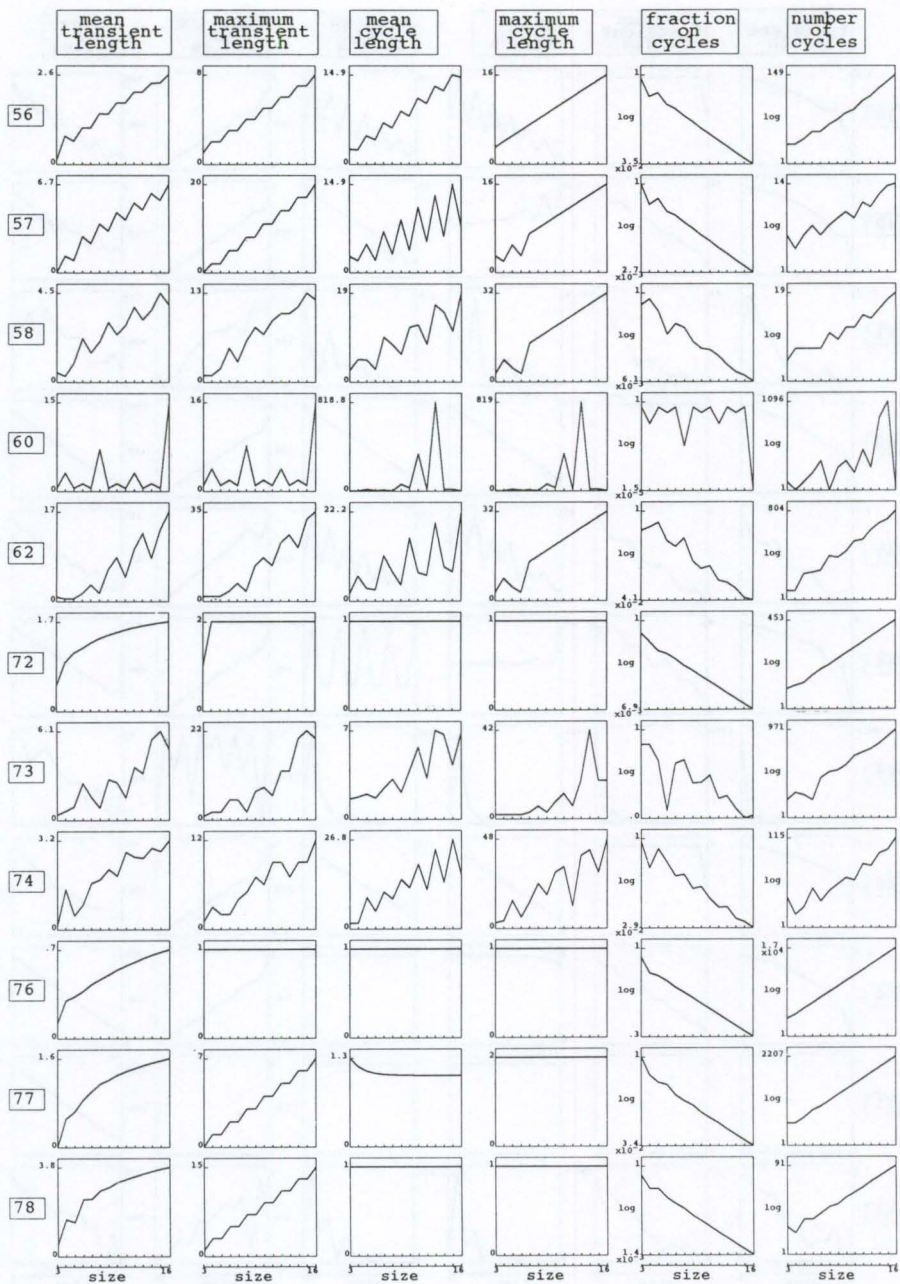


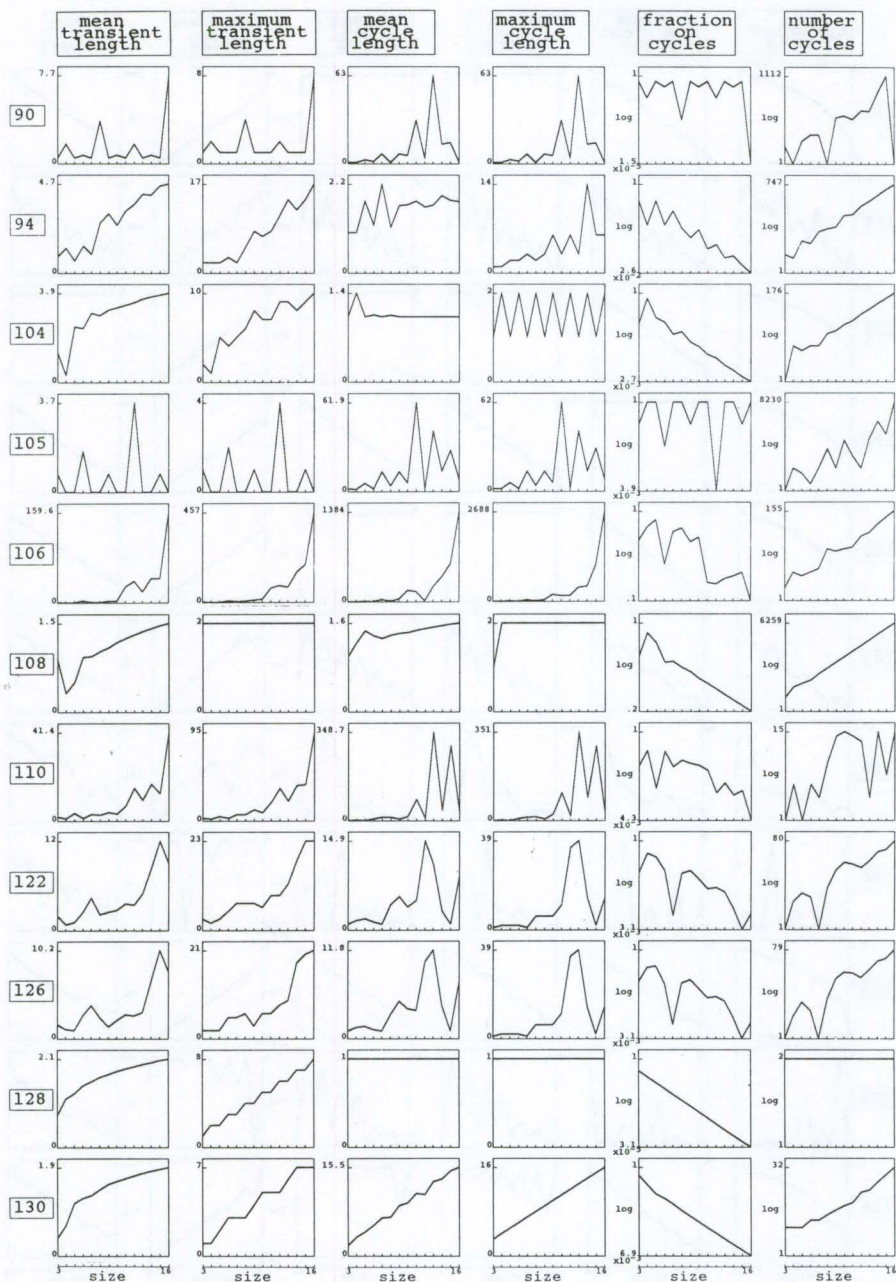




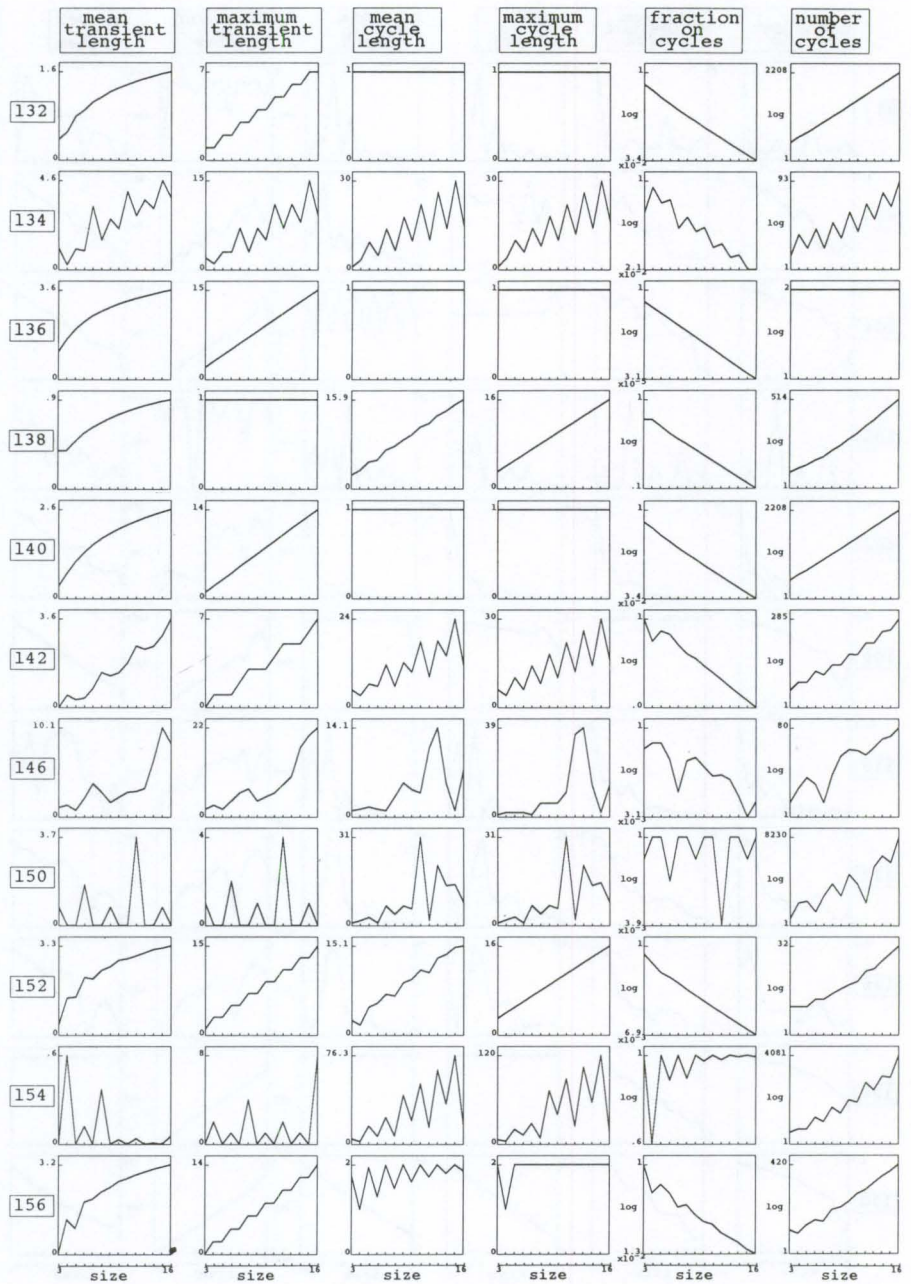


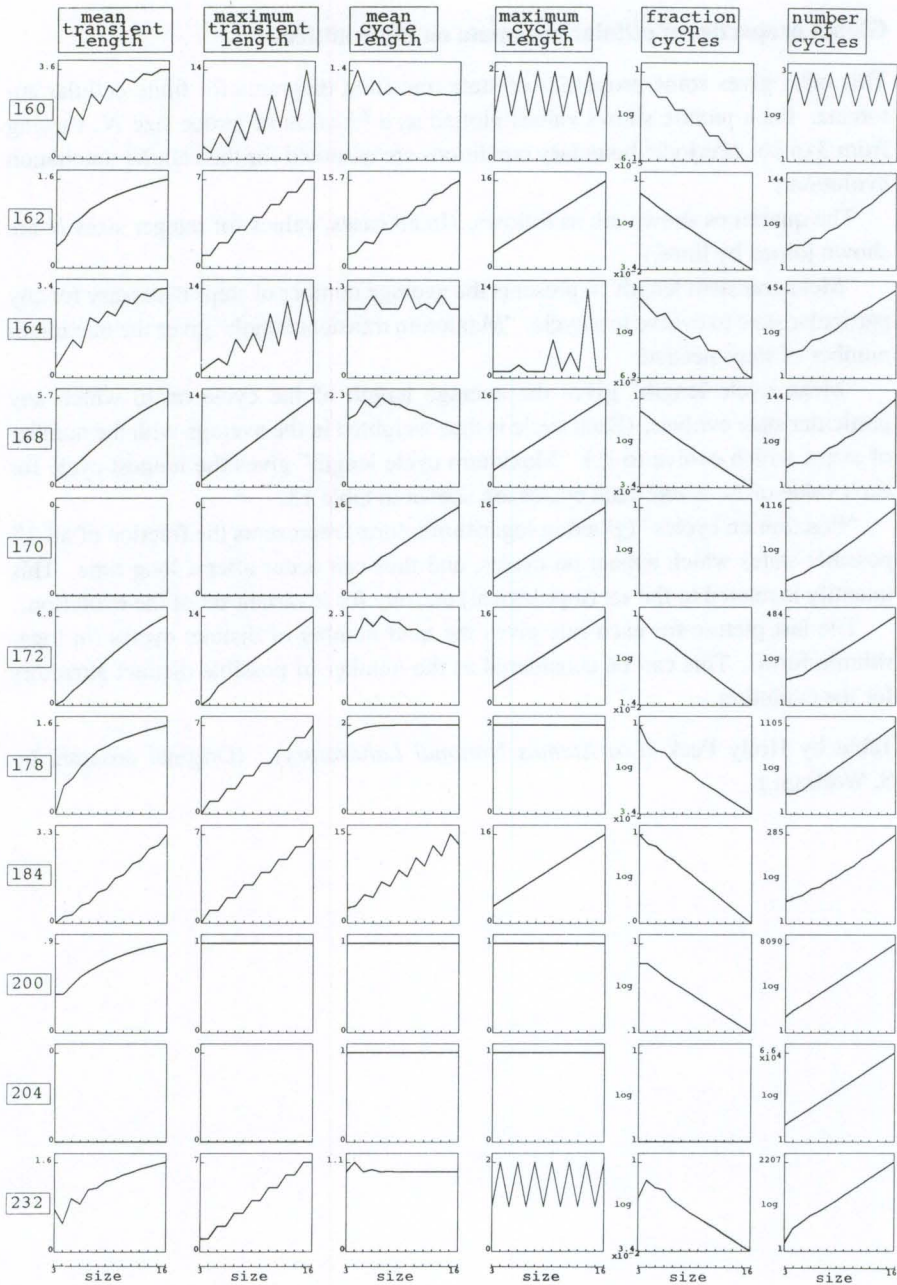
Wolfram on Cellular Automata and Complexity





Wolfram on Cellular Automata and Complexity





Global properties of cellular automata on finite lattices.

This table gives some properties of state transition diagrams for finite cellular automata. Each picture shows values plotted as a function of lattice size N , varying from 3 to 16. (Periodic boundary conditions are assumed for the cellular automaton evolution.)

The quantities shown are as follows. (In all cases, values for integer sizes N are shown joined by lines.)

“Mean transient length” represents the average number of steps necessary for any particular state to evolve to a cycle. “Maximum transient length” gives the maximum number of steps needed.

“Mean cycle length” gives the average length of the cycle on to which any particular state evolves. (Each cycle is thus weighted in the average with the number of states which evolve to it.) “Maximum cycle length” gives the longest cycle for each value of N . Some such cycles are shown in table 13.

“Fraction on cycles” (given in logarithmic form) represents the fraction of all 2^N possible states which appear on cycles, and thus can occur after a long time. This quantity is related to the set (topological) entropy for invariant set of the evolution.

The last picture for each rule gives the total number of distinct cycles (in logarithmic form). This can be considered as the number of possible distinct attractors for the evolution.

Table by Holly Peck (*Los Alamos National Laboratory*). (Original program by S. Wolfram.)





Table 15: Structures in Rule 110





Structures in rule 110.

The previous two pages show patterns produced by evolution according to rule 110, starting from a disordered initial configuration. The first picture shows all sites on a size 400 lattice. The second picture shows every other site in space and time on a size 800 lattice.

The configurations produced after many steps can be represented in terms of particle-like structures superimposed on a periodic background. The background is found to have spatial period 14 and temporal period 7, and corresponds to repetitions of the block $\mathbf{B} = 10011011111000$. The configurations are then of the form $\dots \mathbf{BBBBPBBBB} \dots$, where the particles \mathbf{P} that have been found so far are:


velocity	\mathbf{P}
-6/12	1000110011101111111000
-2/4	11111000
-14/42	11100001110111111111000
-8/30	100110011000111111000
-4/15	00000
-4/36	111011111111000
-8/20	1111000011000
0/7	11111111000
0/7	100011000
0/7	10011011111111000
2/10	11101011000
2/10	1110100011011111000
2/3	111000


The "velocity" is written as (spatial period)/(temporal period).

One may speculate that the behaviour of rule 110 is sophisticated enough to support universal computation.


Table of particles by Doug Lind (*Mathematics Department, University of Washington, Seattle*).

Table 16: Patterns Generated by Second-Order Rules







rule 33 (00100001)



rule 34 (00100010)




rule 35 (00100011)




rule 36 (00100100)




rule 37 (00100101)



rule 38 (00100110)




rule 40 (00101000)



rule 41 (00101001)




rule 42 (00101010)




rule 43 (00101011)



rule 44 (00101100)




rule 45 (00101101)



rule 46 (00101110)




rule 50 (00110010)




rule 51 (00110011)




rule 54 (00110110)




rule 56 (00111000)




rule 57 (00111001)




rule 58 (00111010)



rule 60 (00111100)




rule 61 (00111101)




rule 62 (00111110)




rule 72 (01001000)



rule 73 (01001001)




rule 74 (01001010)



rule 76 (01001100)



rule 77 (01001101)




rule 78 (01001110)



rule 90 (01011010)



rule 94 (01011110)




rule 104 (01101000)



rule 105 (01101001)




rule 106 (01101010)




rule 108 (01101100)



rule 110 (01101110)



rule 122 (01111010)



rule 126 (01111110)



rule 128 (10000000)



rule 130 (10000010)




rule 132 (10000100)



rule 134 (10000110)



rule 136 (10001000)



rule 138 (10001010)



rule 140 (10001100)



rule 142 (10001110)




rule 146 (10010010)



rule 150 (10010110)



rule 152 (10011000)



rule 154 (10011010)



rule 156 (10011100)



rule 160 (10100000)



rule 162 (10100010)



rule 164 (10100100)



rule 168 (10101000)




rule 170 (10101010)




rule 172 (10101100)




rule 178 (10110010)



rule 184 (10111000)




rule 188 (10111100)



rule 200 (11001000)



rule 204 (11001100)



rule 232 (11101000)



rule 240 (11101100)




rule 244 (11101000)




rule 248 (11101100)



rule 252 (11101000)




rule 0 (00000000)



rule 1 (00000001)




rule 2 (00000010)



rule 3 (00000011)



rule 4 (00000100)



rule 5 (00000101)



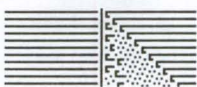
rule 6 (00000110)



rule 7 (00000111)



rule 8 (00001000)




rule 9 (00001001)



rule 10 (00001010)



rule 11 (00001011)




rule 12 (00001100)



rule 13 (00001101)



rule 14 (00001110)



rule 15 (00001111)



rule 18 (00010010)



rule 19 (00010011)




rule 22 (00010110)



rule 23 (00010111)

Wolfram on Cellular Automata and Complexity





rule 106 (01101010)



rule 108 (01101100)



rule 110 (01101110)



rule 122 (01111010)



rule 126 (01111110)



rule 128 (10000000)



rule 130 (10000010)



rule 132 (10000100)



rule 134 (10000110)



rule 136 (10001000)



rule 138 (10001010)



rule 140 (10001100)



rule 142 (10001110)



rule 146 (10010010)



rule 150 (10010110)



rule 152 (10011000)



rule 154 (10011010)



rule 156 (10011100)



rule 160 (10100000)



rule 162 (10100010)



rule 164 (10100100)



rule 168 (10101000)



rule 170 (10101010)



rule 172 (10101100)



rule 178 (10110010)



rule 184 (10111000)



rule 188 (10111100)



rule 200 (11001000)



rule 204 (11001100)



rule 232 (11101000)

Patterns generated by second-order reversible rules.

This table shows patterns produced by second-order generalizations of the $k = 2$, $r = 1$ cellular automata considered above. The rules are of the form

$$a_i^{(t+1)} = \phi(a_{i-1}^{(t)}, a_i^{(t)}, a_{i+1}^{(t)}) + a_i^{(t-1)} \pmod{2},$$

where ϕ is a standard $k = 2$, $r = 1$ function, as listed in table 1. Such rules determine the configuration at time $t + 1$ in terms of the configurations both at time t and time $t - 1$. The rules have the special feature that they are reversible: given configurations at times t and $t + 1$, the configuration at time $t - 1$ can be deduced uniquely according to the rule

$$a_i^{(t-1)} = \phi(a_{i-1}^{(t)}, a_i^{(t)}, a_{i+1}^{(t)}) + a_i^{(t+1)} \pmod{2}.$$

The first set of patterns were generated with disordered initial configurations at times 0 and -1 . In the second set of patterns, the configurations at time 0 and -1 were both taken to be 1.

The forms of behaviour produced by these reversible rules are qualitatively similar to those from standard $k = 2$, $r = 1$ cellular automata, shown in tables 2 and 5. Evolution to a homogeneous, fixed, pattern is however impossible for reversible systems.