

## PHYLOGENY AND TAXONOMY OF POLYOZOSIA, SEDELNIKOVAEA AND VERSEGHYA OF THE LECANORACEAE (LECANORALES, LICHEN-FORMING ASCOMYCOTA)

S. Y. KONDRATYUK<sup>1</sup>, L. LŐKÖS<sup>2</sup>, S.-H. JANG<sup>3</sup>, J.-S. HUR<sup>3</sup> and E. FARKAS<sup>4</sup>

<sup>1</sup>M. H. Kholodny Institute of Botany, Tereshchenkivska str. 2, 01004 Kiev, Ukraine  
E-mail: ksya\_net@ukr.net

<sup>2</sup>Department of Botany, Hungarian Natural History Museum  
H-1431 Budapest, Pf. 137, Hungary

<sup>3</sup>Korean Lichen Research Institute, Suncheon National University, Suncheon 57922, Korea

<sup>4</sup>Institute of Ecology and Botany, Centre for Ecological Research  
Hungarian Academy of Sciences, H-2163 Vácrátót, Alkotmány u. 2–4, Hungary

(Received 5 December, 2018; Accepted 3 January, 2019)

From the combined phylogenetic analysis of multi-locus sequence data of the Lecanoraceae including two nuclear protein-coding markers (RPB2 and RPB1), the internal transcribed spacer and a fragment of the mitochondrial small subunit, found that the originally monotypic eastern Asian genus *Verseghya* is positioned within the *Verseghya-Lecidella-Pyrrhospora* clade of the Lecanoraceae and includes one more taxon *Verseghya thysanophora* widely distributed in Northern Hemisphere.

The genus *Lecidella* forming the *Lecidella-Glaucomaria* subclade within the same *Verseghya-Lecidella-Pyrrhospora* clade of the Lecanoraceae found to have tendency to be polyphyletic after including the recently described eastern Asian taxon *Lecidella mandshurica* into phylogenetic analysis of the Lecanoraceae. It is shown that *Lecidella mandshurica* was previously recorded from China sub *Lecidella* aff. *elaeochroma*.

The originally monotypic eastern Asian genus *Sedelnikovaea* forming a monophyletic branch within the *Sedelnikovaea-Lecanoropsis* subclade and being in out-position to the *Rhizoplaca-Protoparmeliopsis* s. str. clade of the Lecanoraceae found to include three more taxa, i.e. *Sedelnikovaea marginalis*, *S. pseudogyrophorica*, and *S. subdiscrepans*.

The Eurasian *Protoparmeliopsis bolcana*, and the eastern Asian *P. kopachevskae*, are illustrated for the first time as being positioned within the *Protoparmeliopsis* branch of the Lecanoraceae, while the South Korean '*Protoparmeliopsis*' *chejuensis* found to be positioned in separate monophyletic branch from all other branches of the *Rhizoplaca-Protoparmeliopsis* s. l. clade of the Lecanoraceae.

The genus *Polyozosia* A. Massal. as earlier name for the former *Myriolecis* branch of the Lecanoraceae is accepted as far the type species of the latter genus, i.e. *P. poliophaea*, found to be positioned within this branch. The *Polyozosia* robust monophyletic branch is positioned in the outermost position in the *Rhizoplaca-Protoparmeliopsis* s. str. clade of the Lecanoraceae.

Position and species content of the accepted genera *Glaucomaria*, *Lecanoropsis*, *Omphalodina*, *Polyozosia*, and *Straminella* are discussed in separate nrITS and mtSSU, and combined phylogeny based on concatenated sequences of nrITS, mtSSU, RPB2 and RPB1 genes.

Fourty new combinations are proposed: *Glaucomaria bicincta*, *G. carpinea*, *G. leptyrodes*, *G. lojkaeana*, *G. subcarpinea*, *G. sulphurea*, *G. swartzii*, *G. swartzii* subsp. *caulescens*, *G. swartzii* subsp. *nylanderii*, *Lecanoropsis anopta*, *L. macleanii*, *Omphalodina chrysoleuca*, *O. huashanensis*,

*O. opiniconensis*, *O. phaedrophthalma*, *O. pseudistera*, *Palicella anakeestiicola*, *Polyozosia albes-cens*, *P. andrewii*, *P. contractula*, *P. crenulata*, *P. dispersa*, *P. hagenii*, *P. perpruinosa*, *P. populico-la*, *P. pruinosa*, *P. reuteri*, *P. sambuci*, *P. semipallida*, *P. straminea*, *P. thuleana*, *Sedelnikovaea mar-ginalis*, *S. pseudogyrophorica*, *S. subdiscrepans*, *Straminella bullata*, *S. burgaziae*, *S. conizaeoides*, *S. densa*, *S. maheui*, *S. varia*, and *Verseghya thysanophora*. Validation of one name as *Polyozosia perpruinosa* Fröberg ex S. Y. Kondr., L. Lőkös et Farkas is also proposed.

Key words: China, *Glaucomaria*, *Lecanoropsis*, *Myriolecis*, phylogeny, *Omphalodina*, *Palicella*, *Polyozosia*, *Sedelnikovaea*, *Straminella*, taxonomy, *Verseghya*

## INTRODUCTION

Many efforts to adjust the placement of genera and species within Lecanoraceae Körb. based on large dataset phylogenies and several gene markers have been done in the past decades (e.g. Ekman and Wedin 2000, Papong *et al.* 2013, Miadlikowska *et al.* 2014, Zhao *et al.* 2016). However, further research is still necessary to elucidate relationships and species boundaries among most of lecanoroid and lecideoid species.

The genus *Verseghya* S. Y. Kondr., L. Lőkös et J.-S. Hur was recently described as monotypic eastern Asian genus with one species *V. klarae* S. Y. Kondr., L. Lőkös et J.-S. Hur on the basis of morphological and anatomical characters and preliminary it was placed in the intermediate position between the Lecanoraceae and the Pertusariaceae after peculiarities of ascus (Kondratyuk *et al.* 2016a). During the last years molecular data on *Verseghya klarae* obtained within this study have allowed confirming the position of the genus *Verseghya* within the Lecanoraceae as well as to clarify its position within the *Verseghya-Tylothallia* subclade of the *Verseghya-Lecidella-Pyrrhospora* clade of the Lecanoraceae.

Molecular data on the originally monotypic Asian genus *Sedelnikovaea* S. Y. Kondr., M. H. Jeong et J.-S. Hur were provided in original publication (Kondratyuk *et al.* 2014a), but they were not included into consideration by Zhao *et al.* (2016). Several more members of the *Sedelnikovaea* monophyletic branch of the Lecanoraceae are found within this study.

During revision of the South Korean lichen flora (see Hur *et al.* 2016, Kondratyuk *et al.* 2013, 2015a, b, 2016a, b, 2017, 2018c) a number of new representatives of the Lecanoraceae, mainly genera *Lecanora* and *Protoparmeliopsis* (i.e. *Lecanora ussuriensis* S. Y. Kondr., L. Lőkös et J.-S. Hur, *P. chejuensis* S. Y. Kondr. et J.-S. Hur, *P. kopachevskae* S. Y. Kondr., L. Lőkös et J.-S. Hur, *P. pseudogyrophoricum* S. Y. Kondr., S.-O. Oh et J.-S. Hur, *P. zerovii* S. Y. Kondr., etc., as well as *Lecidella mandshurica* S. Y. Kondr., L. Lőkös et J.-S. Hur) were recently described (Kondratyuk *et al.* 2013, 2014b, 2015a, 2016a, 2017, 2018c). Molecular data on members of the Lecanoraceae were especially accumulated within this study with aim to check the status of the species mentioned as well as the status of the newly described genera *Verseghya* and *Ivanpisutia* (Kondratyuk *et al.* 2015a, 2016a).

Originally the main aim of this paper was to provide molecular data on members of the genera *Verseghya*, *Sedelnikovaea*, as well as on some members of the genera *Lecanora* and *Protoparmeliopsis*, and to illustrate their position in the phylogenetic tree of the Lecanoraceae, while within the phylogenetic analysis of this family additional novelties for the genera *Lecanoropsis* M. Choisy, *Palicella* Rodriguez Flakus et Printzen, *Polyozosia* A. Massal., and *Straminella* M. Choisy were found and proposed below.

## METHODS

Numerous specimens of the Lecanoraceae from eastern Asian collections treated within the latest years (see Kondratyuk *et al.* 2013, 2015a, b, 2016a, b, 2017, 2018c), as well as separate taxa from Europe were included in comparative molecular study.

Methods of extractions of DNA, data on primers and phylogenetic analysis are provided in our previous papers (Kondratyuk *et al.* 2018a, b, d).

Data on specimens of species included in the combined phylogenetic analysis are provided in the Appendix.

## RESULTS

Molecular data on the number of eastern Asian and European lecanoroid taxa (i.e. *Lecanora layana* Lendemer, *L. ussuriensis*, *Lecidella mandshurica*, *Protoparmeliopsis chejuensis*, *P. kopachevskae*, *P. pseudogyrophorica*, and *Verseghya klarae*, as well as *Protoparmeliopsis bolcana* (Pollin.) S. Y. Kondr., etc.) are for the first time provided to the GenBank within this study.

A combined phylogenetic analysis of the Lecanoraceae based on molecular sequence data including four loci, i.e. two nuclear protein-coding markers (RPB2 and RPB1), the internal transcribed spacer and a fragment of the mitochondrial small subunit was carried out. Unfortunately data on another molecular markers (beta-tubulin, elongation factor 1 alpha, 28S-18S rRNA intergenic spacer, replacing licensing factor MCM7, putative non-reducing polyketide synthase (PKS) gene, small subunit ribosomal RNA gene, group I intron hypothetical protein gene, and ribosomal biogenesis protein (TSR1) gene) are still scarce and they are not available for the representatives of all groups of the Lecanoraceae discussed below.

In result of combined phylogenetic analysis of multi-locus sequence data of the Lecanoraceae the phylogenetic tree of the Lecanoraceae include several clades additionally to the *Lecanora* s. str. clade, which itself includes the genera *Lecanora* Ach. s. str. and *Japewia* Tønsberg (the Ramalinaceae) (Fig. 1: clade 1). It should be mentioned that both branches, i.e. the *Lecanora* s. str.

and the *Japewia* branches have the highest level of the bootstrap support. After separate nrITS phylogeny the *Lecanora* s. str. branch includes the recently described eastern Asian *Lecanora ussuriensis* S. Y. Kondr., L. Lőkös et J.-S. Hur (Kondratyuk *et al.* 2014b) molecular data for which are provided for the first time here. After separate mtSSU phylogeny the *Lecanora* s. str. clade includes also the genus *Psorinia* (in the outermost position).

The following clades: *Verseghya-Lecidella-Pyrrhospora* clade (Fig. 1: clade 2), *Adelolecia-Miriquidica* clade (Fig. 1: clade 3), *Rhizoplaca-Protoparmeliopsis* s. l. clade and *Lecanora layana* group clade (Fig. 1: clade 4) are present also in the Lecanoraceae tree.

### The *Verseghya-Lecidella-Pyrrhospora* clade of the Lecanoraceae

#### The *Verseghya-Tylothallia* subclade

From the combined phylogenetic analysis of the Lecanoraceae based on concatenated sequences of nrITS, mtSSU, RPB2 and RPB1 genes found that the genus *Verseghya* is positioned within the *Verseghya-Tylothallia* subclade of the *Verseghya-Lecidella-Pyrrhospora* clade of the phylogenetic tree of the Lecanoraceae (Fig. 1: clade 2). Level of support of the *Verseghya-Tylothallia* subclade is very low, while the *Verseghya* monophyletic branch has the highest level of support. Unfortunately there are molecular data only for one voucher specimen of *Tylothallia biformigera* (Leight.) P. James et H. Kiliyas, and the level of its support is still not clear. From our data the genus *Tylothallia* is positioned in separate position from the other genera of the *Ramalina*-group (sensu Kistenich *et al.* 2018) of the Ramalinaceae. Furthermore, the originally monotypic eastern Asian genus *Verseghya* found to include additionally to the type species *V. klarae* one more widely distributed in the Northern Hemisphere taxon *Verseghya thysanophora* (R. C. Harris) S. Y. Kondr., L. Lőkös, Farkas et J.-S. Hur as well as probably one more taxon, known so far from the Russian Caucasus as *Verseghya* sp. (mentioned as '*Lecanora* sp. isolate JM 10608' after Guzew-Krzeminska *et al.* 2017) (Appendix).

It should be stressed that originally more than 5 specimens of *V. klarae* were selected for molecular study. However, readable sequences were obtained only for 5 specimens investigated. Furthermore, within the phylogenetic analysis it was found that an additional taxon (preliminary identified as member of the *Lecanora albella* group) was present among the Korean material originally identified as *Verseghya klarae*, and originally it was not recognised as different from the latter taxon after morphological characters. However, in this paper only results on *V. klarae* are presented. Molecular data on Korean material of the *Lecanora albella* group will be analysed elsewhere.

It should be mentioned that the genus *Verseghya* is positioned in sister position to the genera *Palicella* Rodriguez Flakus et Printzen and *Adelolecia* Hertel et Hafellner (the Ramalinaceae) after both separate nrITS and mtSSU phylogenies as well as after combined phylogenetic analysis based on nrITS and 12S mtSSU sequences.\*

So after separate nrITS phylogeny the genus *Verseghya* is positioned within the clade with members of the genera *Palicella*, *Frutidella* and single taxon *Lecanora formosa* (Bagl. et Carestia) Khoph et Leuckert. After the mtSSU phylogeny the *Verseghya* well-supported branch is positioned in out-position to rather complex clade including the members of the genera *Frutidella*, *Miriquidica*, *Palicella*, *Pyrrhospora*, *Ramboldia*, as well as the *Lecanora layana* and the *Lecanora symmicta* groups. However, after combined phylogeny based on concatenated nrITS, mtSSU, RPB2 and RPB1 sequences the genera *Palicella* and *Adelolecia* found to be positioned in the separate subclades of the separate *Adelolecia-Miriquidica* clade, which is positioned in intermediate position between the *Verseghya-Lecidella-Pyrrhospora* and the *Rhizoplaca-Protoparmeliopsis* s. l. clades of the Lecanoraceae.

#### The *Lecidella-Glaucomaria* subclade

The genus *Lecidella* Körber of the *Lecidella-Glaucomaria* clade includes the recently described eastern Asian taxon *Lecidella mandshurica* S. Y. Kondr., L. Lőkös et J.-S. Hur after combined phylogenetic analysis of the Lecanoraceae (Fig. 1: clade 2). *Lecidella mandshurica*, originally described from South Korea and Russian Far East (Kondratyuk *et al.* 2015a), here is for the first time shown that it is identical with material, which was previously recorded from China sub *Lecidella* aff *elaeochroma* (Zhao *et al.* 2016). So, after nrITS and mtSSU phylogeny *Lecidella mandshurica* S. Y. Kondr., L. Lőkös et J.-S. Hur from South Korea (from our data provided for the first time here) is identical with Chinese specimens, which were previously recorded as *Lecidella* aff. *elaeochroma* (Zhao *et al.* 2016). This taxon found to be positioned within the *Lecidella elaeochroma* subclade of the genus *Lecidella* as after separate ITS, mtSSU analysis as well as

---

\* Unfortunately there is a number of taxa of the genus *Lecanora* Ach. for which only nrITS or only mtSSU sequences are still available. It should be especially emphasised that we have included in the combined phylogenetic analysis only the taxa with complete molecular data available on both gene sequences. Nevertheless, there are data on very short sequence (up to 450 bp) of 12S mtSSU sequence of various species of the genus *Lecanora*. These 'short sequence' data were also not included in our phylogenetic analysis because they cause very unstable, sometimes contradicting positions of taxa of the same groups. From this point of view data on taxa of the genus *Ramboldia* Kantvilas et Elix for which very incomplete data on nrITS1 portion were present are included into combined phylogenetic analysis with some hesitation.

after combined phylogeny based on nrITS, mtSSU, RPB2 and RPB1 genes. So generic position of *Lecidella mandshurica* is confirmed with molecular data for the first time.

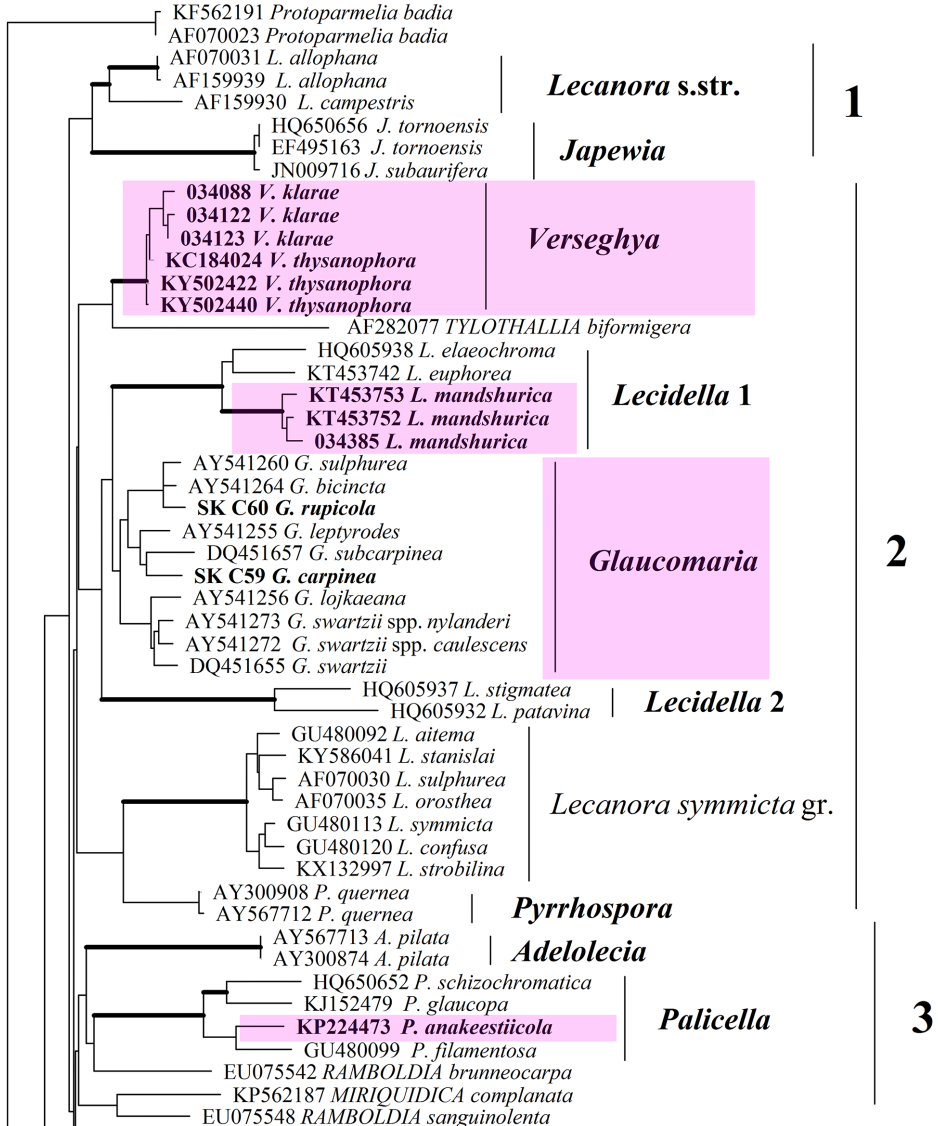


Fig. 1. Position of the genera *Polyzozia*, *Sedelnikovaea* and *Versegghya* in phylogenetic tree of the Lecanoraceae, based on combined multi-loci sequence data set. Branches with the highest level of the bootstrap support are in bold



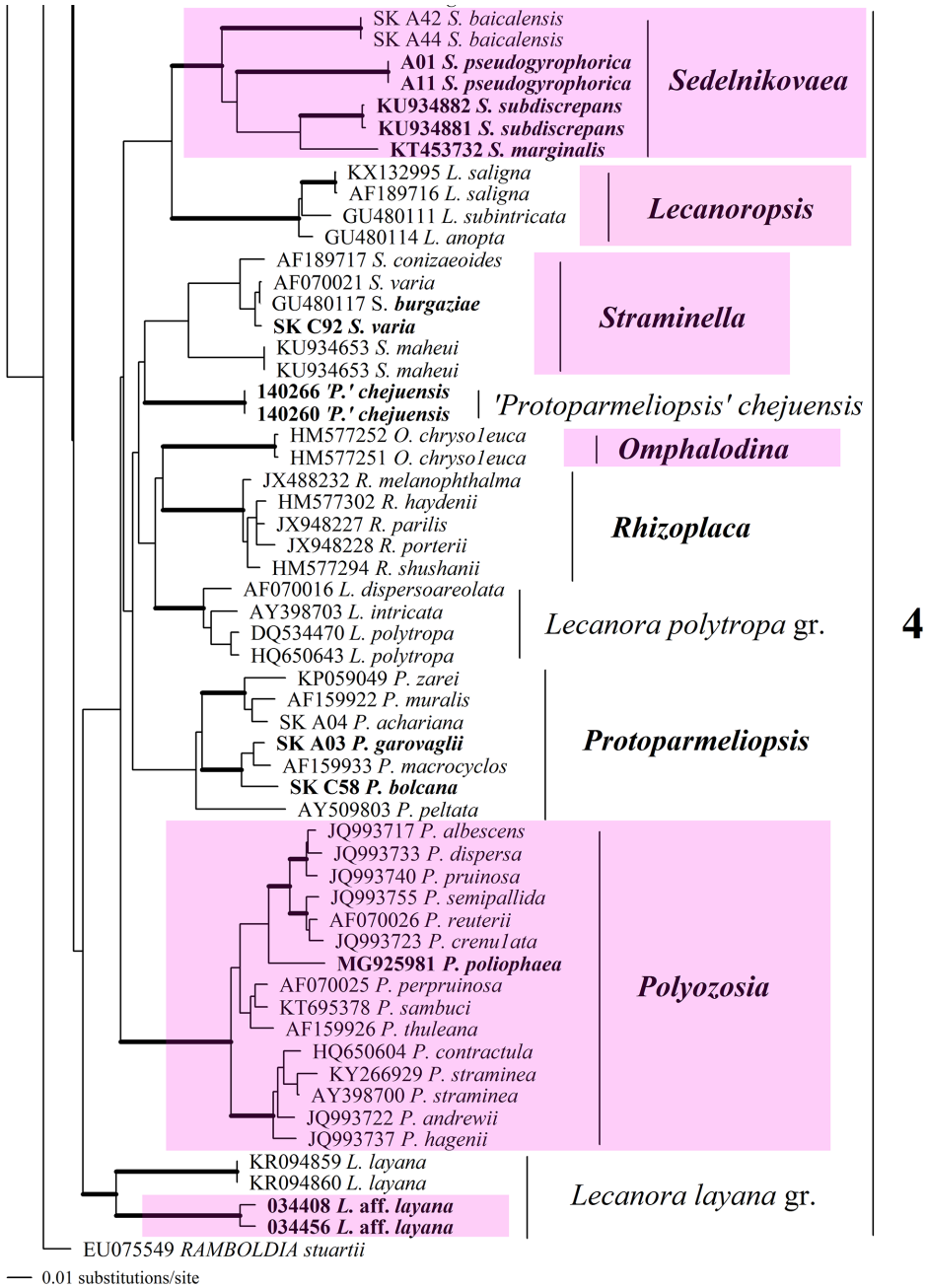


Fig. 1 (continued)

Furthermore, *Lecidella mandshurica* is for the first time recorded for China on the basis of phylogenetic identification of specimens previously submitted to the GenBank as *Lecidella* aff. *elaeochroma*. Thus, data on the nrITS, mtSSU and RPB2 and RPB1 sequences deposited sub *Lecidella* aff. *elaeochroma* in fact belong to *Lecidella mandshurica*. And the latter taxon, i.e. *L. mandshurica* is for the first time recorded for China here.

The genus *Lecidella* Körber of the *Lecidella-Glaucomaria* clade after combined phylogenetic analysis of the Lecanoraceae found to have tendency to be polyphyletic. Several species including *Lecidella elaeochroma*, *L. euphorea*, and *L. mandshurica* form a robust monophyletic branch (Fig. 1: clade 2). At the same time another separate robust monophyletic branch is formed by *Lecidella stigmatea* and *L. patavina*. It should be mentioned that the same two monophyletic branches of the *Lecidella* species found to be present in separate RPB2 and the RPB1 phylogeny. So it is no wonder that the genus *Lecidella* shows tendency to be polyphyletic after combined phylogeny. However, status of these two branches of the *Lecidella* species (mentioned as 'Lecidella' and 'Lecidella 2' in Figure 1) will be clarified when molecular data on type species, i.e. *Lecidella viridans* (Flot.) Körber will be available.

The genus *Glaucomaria* M. Choisy in fact resurrected by Hafellner (1984) for the *Lecanora rupicola* group has the highest level of bootstrap support as in separate ITS, mtSSU, as well as in the combined phylogenetic analysis based on the nrITS, mtSSU, RPB2 and RPB1 sequences (Fig. 1). Nine new combinations of ten taxa known hitherto in the genus *Glaucomaria* are proposed below, while molecular data on *G. cinerella* (Flörke) M. Choisy ex Werner and *G. leptoplaca* (Nyl.) M. Choisy, mentioned together with *G. rupicola* (L.) M. Choisy (Choisy 1929) are still missing.

It should be mentioned that after combined phylogenetic analysis the *Lecanora symmicta* group together with the members of the genus *Pyrrhospora* Körber are forming the separate subclade of the *Verseghya-Lecidella-Pyrrhospora* clade of the Lecanoraceae. After combined phylogeny the *Lecanora symmicta* group and the genus *Pyrrhospora* Körber are positioning in separate clade in somewhat out-position to the *Lecidella-Glaucomaria* and to the *Verseghya-Tylothallia* subclades. After nrITS phylogeny the *Lecanora symmicta* group is positioned together with the *Lecanora intumescens* group in the sister position to the *Verseghya-Palicella* subclade, while after the mtSSU phylogeny the *Lecanora symmicta* group together with the *Pyrrhospora* branch are positioned in sister position to the *Lecanora layana* group-*Sedelnikovaeae-Japewia* subclade being sister to the *Palicella-Ramboldia* subclade.



## The *Adelolecia-Miriquidica* clade of the Lecanoraceae

### The *Palicella-Adelolecia* subclade

By the combined phylogenetic analysis of the Lecanoraceae based on concatenated sequences of nrITS, mtSSU, RPB2 and RPB1 genes the genus *Palicella* Rodriguez Flakus et Printzen is positioned within the *Palicella-Adelolecia* subclade of the *Adelolecia-Miriquidica* clade of the phylogenetic tree of the Lecanoraceae (Fig. 1: clade 3). The genus *Adelolecia* (the Ramalinaceae) has the highest level of bootstrap support if several sequences/specimens are included in the phylogenetic analysis.

The recently introduced lichen-forming fungal genus *Palicella* Rodr. Flakus et Printzen (Rodriguez Flakus and Printzen 2014) forming a monophyletic lineage nested inside the Lecanoraceae Körber (Zhao *et al.* 2016, Printzen *et al.* 2017) hitherto contained four species occurring in Europe, North and South America. Within our study one more *Palicella* species is found. It should be especially stressed that it is for the first time found that *Lecanora anakeestii-cola* Lendemer et E. Tripp positioned within the *Palicella* clade as after separate nrITS, mtSSU as well as combined phylogeny. It is why new combination *Palicella anakeestii-cola* (Lendemer et E. Tripp) S. Y. Kondr., L. Lőkös, et Farkas is proposed (see below). The new member of the genus, *P. anakeestii-cola* shows closer relations to the type species of the genus, i.e. *P. glaucopa* (Hook. f. et Taylor) Rodr. Flakus et Printzen after combined phylogeny. However, the level of support of the *Palicella* branch is rather low, and may be in the future the genus *Palicella* will be polyphyletic.

It should be mentioned that the *Miriquidica* branch includes additionally to the species of the genus *Miriquidica* Hertel et Rambold some species of the genus *Ramboldia* Kantvilas et Elix, while type species of the genus *Ramboldia*, i.e. *R. stuartii* (Hampe) Kantvilas et Elix is positioned in out-position to all lecanoroid taxa included in the combined analysis (Fig. 1). Thus after molecular data available hitherto the genus *Ramboldia* shows tendency to polyphyly after combined phylogenetic analysis.

### The *Rhizoplaca-Protoparmeliopsis* s. l. clade of the Lecanoraceae

The *Rhizoplaca-Protoparmeliopsis* s. l. clade includes three subclades: the *Sedelnikovaea-Lecanoropsis*, the *Straminella-Rhizoplaca-Protoparmeliopsis*, and the *Polyzosia*, where the latter includes only separate genus.

### The *Sedelnikovaea-Lecanoropsis* subclade

The originally monotypic eastern Asian genus *Sedelnikovaea* forming a monophyletic branch within the *Sedelnikovaea-Lecanoropsis* subclade and being in out-position to the *Rhizoplaca-Protoparmeliopsis* s. str. clade of the Lecanoraceae is found to include three more taxa. So, the recently described eastern Asian taxon, *Protoparmeliopsis pseudogyrophorica* S. Y. Kondr., S.-O. Oh et J.-S. Hur (Kondratyuk *et al.* 2013) is found to be positioned in the *Sedelnikovaea* robust monophyletic branch of the *Rhizoplaca-Protoparmeliopsis* subclade of the Lecanoraceae together with two more taxa, i.e. *Sedelnikovaea marginalis* (Hasse) S. Y. Kondr., L. Lőkös et Farkas, and *S. subdiscrepans* (Nyl.) S. Y. Kondr., L. Lőkös et Farkas (Fig. 1: clade 4). So new combinations *Sedelnikovaea marginalis*, *S. pseudogyrophorica* (S. Y. Kondr., S.-O. Oh et J.-S. Hur) S. Y. Kondr., L. Lőkös et Farkas, and *S. subdiscrepans* are consequently proposed (see below).

It should be mentioned that type species of the genus *Sedelnikovaea*, i.e. *S. baicalensis* is in urgent need of verification of the mtSSU sequences from additional voucher specimens. In our study results on mtSSU sequences of this species were obtained after several unsuccessful attempts. After mtSSU phylogeny *S. baicalensis* is positioned in somewhat isolated position from the other member of the *Sedelnikovaea* branch of the combined phylogeny tree (not shown in Figure 1). After mtSSU data so far presented for this species *S. baicalensis* shows similarity to the *Pycnora* clade of the *Pycnora xanthococca* and other species of this genus (family Pycnoraceae), if they are included in the tree. So if the further data on *S. baicalensis* will confirm that they are the same, probably the *Sedelnikovaea* will be member of the Pycnoraceae, while another name will be necessary to propose for the other species of the *Sedelnikovaea* branch (*Sedelnikovaea marginalis*, *S. pseudogyrophorica*, and *S. subdiscrepans*) as it is accepted here. Thus, taxa of this branch are especially in need of the further revision and confirmation with data on additional loci and on additional voucher specimens.

The *Lecanoropsis* robust monophyletic branch being in the sister position to the *Sedelnikovaea* branch has the highest level of the bootstrap support after combined phylogeny (Fig. 1: clade 4). Of four species of the genus *Lecanoropsis* M. Choisy accepted by M. Choisy (1949) position of two species, i.e. *L. saligna* (Schr.) M. Choisy and *L. subintricata* (Nyl.) M. Choisy is confirmed by molecular data of our combined phylogenetic analysis (Fig. 1: clade 4), while *L. sarcopis* (Wahlenb. ex Ach.) M. Choisy considered being synonym to *L. saligna*, and molecular data on *L. sarcopidoides* (A. Massal.) M. Choisy are still missing. *Lecanoropsis anopta* (Nyl.) S. Y. Kondr., L. Lőkös et Farkas and *L. macleanii* (C. W. Dodge) S. Y. Kondr., L. Lőkös et Farkas as new members of the *Lecanoropsis* branch were added within this study.

### The *Straminella*-*Rhizoplaca*-*Protoparmeliopsis* subclade

The *Straminella* monophyletic branch is positioned in somewhat intermediate position between the *Rhizoplaca*-*Lecanora polytropa* group subclade and the *Protoparmeliopsis* branch after combined phylogeny. Its position is similar after separate nrITS and mtSSU phylogeny. Six new combinations for the members of the genus *Straminella* M. Choisy are proposed below, while molecular data for *Straminella conizelloides* Werner et M. Choisy and *S. orae-frigidae* (R. Sant.) Miyaw. are still missing. Unfortunately only data on mtSSU are available hitherto for *Straminella bullata* (Follmann et A. Crespo) S. Y. Kondr., L. Lőkös et Farkas. After mtSSU phylogeny this taxon is a member of the *Straminella* branch, while its position in the *Straminella* branch should be also confirmed by further data on other genes.

Our results confirm data of previous authors (Zhao *et al.* 2016) that the '*Rhizoplaca*' *chrysoleuca* group forms separate well-supported branch, which is positioned in sister position to the *Rhizoplaca* s. str. branch. However, the level of support of the *Rhizoplaca* s. l. (sensu Zhao *et al.* 2016) is much lower than the levels of support of both the *Rhizoplaca melanophthalma* and the '*Rhizoplaca*' *chrysoleuca* branches (Zhao *et al.* 2016 and see also Fig. 1: clade 4 in this paper). Thus we do not share opinion of the previous authors (Zhao *et al.* 2016) that the '*Rhizoplaca*' *chrysoleuca* group should be included in the genus *Rhizoplaca*. It is why we accept the genus *Omphalodina* M. Choisy, and consequent new combination is proposed for *O. chrysoleuca* (Sm.) S. Y. Kondr., L. Lőkös et Farkas below. Unfortunately molecular data on all members of the *Rhizoplaca* s. l. clade sensu Zhao *et al.* 2016 (or the *Rhizoplaca*-*Protoparmeliopsis* s. l. subclade in our combined tree, Fig. 1) are still very limited (and they are not the same complete for all taxa of this clade regarding to 6-gene phylogeny, see Zhao *et al.* 2016). One more taxon, i.e. *Omphalodina pseudistera* (Nyl.) S. Y. Kondr., L. Lőkös et Farkas for which molecular data are for the first time provided within this study is included to the genus on the basis of mtSSU phylogeny. Unfortunately data on nrITS, RPB2 and RPB1 sequences of this species are still missing. So, final conclusion about species content of the *Omphalodina* monophyletic branch will wait till the accumulation of complete set of data.

The Eurasian species *Protoparmeliopsis bolcana* (Pollin.) S. Y. Kondr. (combination published in Oxner 2010 vs. *P. bolcana* (Pollin.) Lumbsch in Gasparyan *et al.* 2016), as well as the eastern Asian species *Protoparmeliopsis kopachevskae* S. Y. Kondr., L. Lőkös et J.-S. Hur (see Kondratyuk *et al.* 2017) are for the first time illustrated to be positioned within the *Protoparmeliopsis* branch of the Lecanoraceae. It should be emphasised that the oldest combination for *Protoparmeliopsis garovaglii* (Körb.) S. Y. Kondr. was published in 2010 year (Kondratyuk 2010) (vs. *P. garovaglii* (Körb.) Zhao *et al.* 2016). Thus position of

eight species (i.e. *P. achariana* (A. L. Sm.) Moberg et R. Sant., *P. bolcana*, *P. garovaglii*, *P. kopachevskae*, *P. macrocyclus*, *P. muralis* (Schreb.) M. Choisy, *P. peltata* (Ramond) Arup, Zhao Xin et Lumbsch and *P. zarei* S. Y. Kondr.) are hitherto confirmed within the *Protoparmeliopsis* branch by molecular data.

It should be mentioned that molecular data (i.e. nrITS sequences) on *Protoparmeliopsis kopachevskae* were obtained for six specimens (they are included in Table 1). All these specimens form separate monophyletic branch with 100% level of bootstrap support, i.e. they belong to the same taxon. However, only three of these specimens are included into the final version of tree (Fig. 2).

Furthermore, the recently described eastern Asian species '*Protoparmeliopsis*' *chejuensis* S. Y. Kondr. et J.-S. Hur (Kondratyuk *et al.* 2013) is found to be positioned as a separate monophyletic branch in the sister position to all other branches of the *Rhizoplaca-Protoparmeliopsis* s. str. subclade of the Lecanoraceae (i.e.: the *Omphalodina*, the *Protoparmeliopsis*, the *Rhizoplaca* and the *Lecanora polytropa* branches). However, it is not a member of the *Protoparmeliopsis* branch, this species is positioned in a separate monophyletic branch after nrITS analysis, mtSSU analysis, as well as after combined phylogenetic analysis. The position of '*Protoparmeliopsis*' *chejuensis* should be checked with the data on sequences of additional genes, recently used for phylogeny of the Lecanoraceae (Zhao *et al.* 2016), as well as with additional voucher specimens.

Thus, new combinations for *Sedelnikovaea marginalis*, *S. pseudogyrophorica* and *S. subdiscrepans* are proposed below because the *Sedelnikovaea* branch has the highest level of support, while position of the '*Protoparmeliopsis*' *chejuensis*, as well as the *Omphalodina* branch is still waiting for data on new genes for final conclusions.

From the combined phylogenetic analysis of the Lecanoraceae based on concatenated sequences of nrITS, mtSSU, RPB2 and RPB1 genes the *Straminella-Rhizoplaca-Protoparmeliopsis* clade includes also the *Omphalodina* and the *Lecanora polytropa* group branches having the highest level of bootstrap support.

### The *Polyozosia* subclade

The *Polyozosia* clade consisting of only one, the *Polyozosia* branch of the highest level of bootstrap support is positioned in out-position to both the *Straminella-Rhizoplaca-Protoparmeliopsis* and the *Sedelnikovaea-Lecanoropsis* clades.

*Lecanora poliophaea* (Wahlenb. ex Ach.) Ach., type species of the genus *Polyozosia* A. Massal., designated by Hafellner (1984: 292) is found to be positioned within the former *Myriolecis* monophyletic branch of the Lecanoraceae after separate nrITS, mtSSU, RPB2 and RPB1 phylogeny, as well as after combined phylogeny based on concatenated sequences of nrITS, mtSSU, RPB2 and RPB1 genes. Thus, the generic name *Polyozosia* A. Massal. (Massalongo 1855) found to be earlier name for the *Myriolecis* Clements branch. Conse-

quently, the genus *Myriolecis* hitherto one of the richest in species diversity in the Lecanoraceae is proposed to be a later synonym of the genus *Polyozosia* A. Massal., and consequent taxonomic changes are proposed below. Fourteen new combinations are proposed below for the members of the *Polyozosia* branch, for which molecular data are hitherto available.

### The genus *Polyozosia* A. Massal., Framm. Lich.: 18 (1855)

Type species: *Polyozosia poliophaea* (Wahlenb. ex Ach.) A. Massal.

Syn.: *Myriolecis* Clements, Gen. Fungi: 79, 175 (1909) – Type species: *Myriolecis sambuci* (Pers.) Clem.

Regarding species diversity the genus *Polyozosia* is found to be the second hitherto after the genus *Lecanora* in the Lecanoraceae. There are more than 40 species names within the former genus *Myriolecis* recently proposed. However, it should be mentioned that the *Lecanora* s. str. branch includes so far not too many species. So the genus *Polyozosia* will be the richest genus of the Lecanoraceae in future after its species diversity.

However, there are molecular data only on smaller portion of taxa of the *Polyozosia* branch. So new combinations are proposed only for 14 taxa for which we have hitherto confirmation on their position in the *Polyozosia* (= the former *Myriolecis*) branch after molecular data.

Unfortunately in general data on mtSSU of the members of the genus *Polyozosia* are extremely pure. There are hitherto only data on mtSSU of *P. contractula* (Nyl.) S. Y. Kondr., L. Lőkös et Farkas, *P. perpruinosa* (Fröberg ex Śliwa et al.) S. Y. Kondr., L. Lőkös et Farkas, and *P. poliophaea*, as well as data on RPB2 and RPB1 only for *P. poliophaea* (Appendix).

After mtSSU phylogeny *Carbonea supersparsa* is positioned within the *Protoparmeliopsis-Rhizoplaca* clade (in out-position to the *Lecanora polytropa* group). However, only mtSSU data are hitherto available for this taxon.

### The *Lecanora layana* group branch of the Lecanoraceae

*Lecanora layana* is positioned in sister position to the whole *Rhizoplaca-Protoparmeliopsis* s. l. clade after the combined phylogenetic analysis of the Lecanoraceae based on concatenated sequences of nrITS, mtSSU, RPB2 and RPB1 genes. The *Lecanora layana* branch including the North American taxon *L. layana* Lendemer itself, as well as the eastern Asian material previously recorded as *Lecanora layana* (Kondratyuk et al. 2016b, 2017) (but shown here to be probably a different taxon). *Lecanora nothocaesiella* Lendemer et R. C. Harris is found for the first time to be positioned in a separate clade, while after the ITS and mtSSU phylogeny it is positioned in the *Ramboldia / Pyrrhospora* clade.



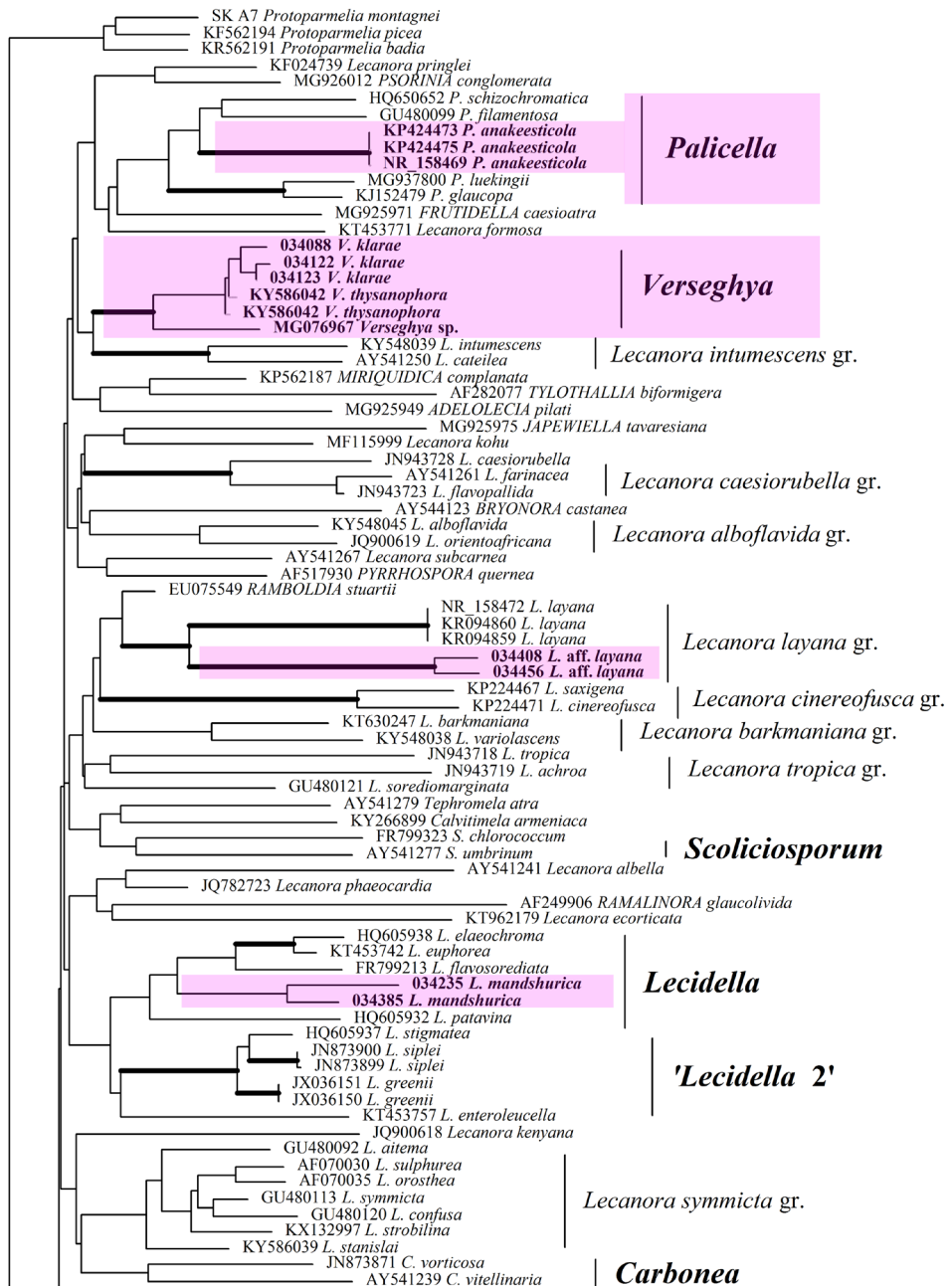


Fig. 2. Position of the genera *Polyozosia*, *Sedelnikovaea* and *Versegghya* in the phylogenetic tree of the Lecanoraceae, based on nrITS sequence data set. Branches with the highest level of the bootstrap support are in bold



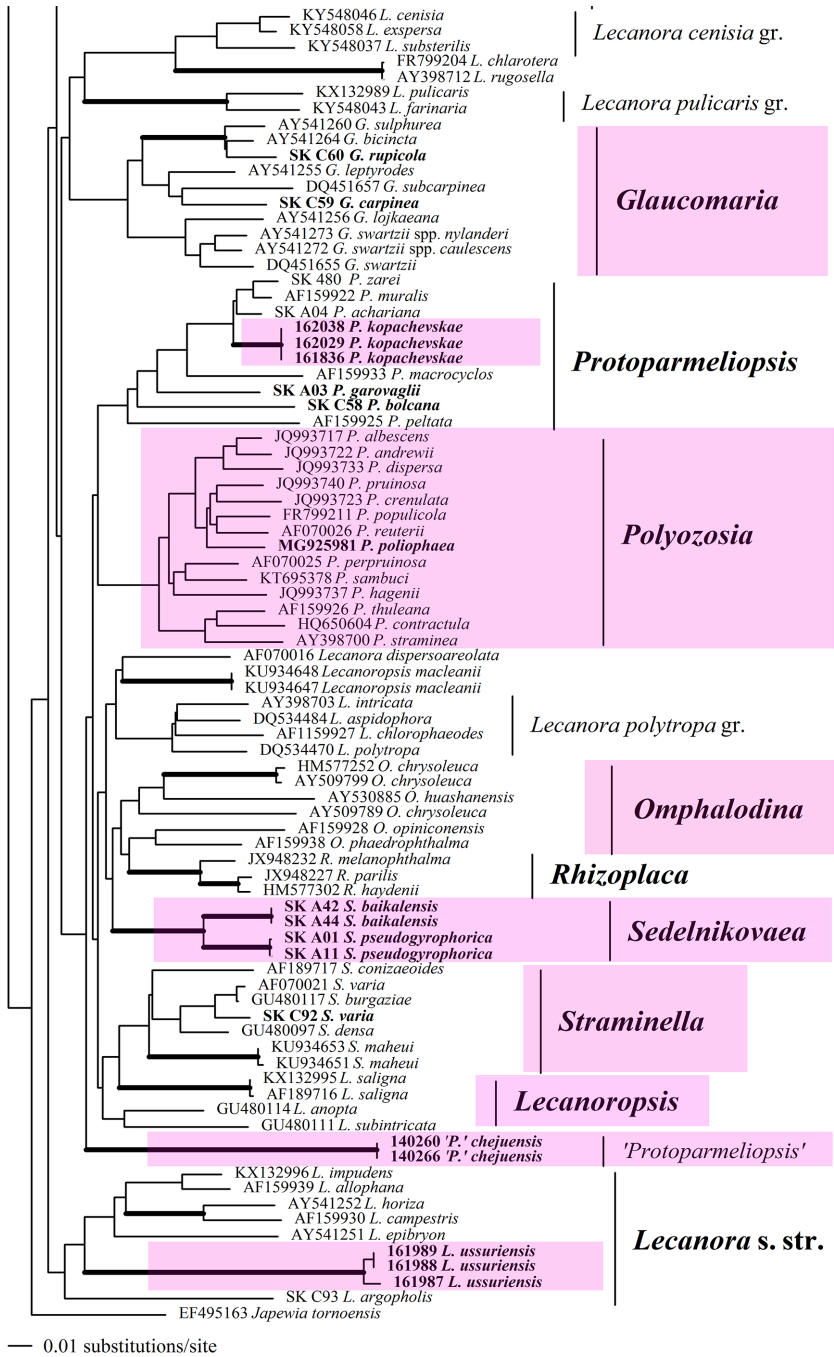


Fig. 2 (continued).

Consequently, the *Lecanora layana* record previously reported from South Korea may refer to another, may be still undescribed species as it is pointed out from data obtained within this study (after separate nrITS and mtSSU phylogeny, see Fig. 2 and the latter not shown).

We have tried to include molecular data of *Lecanora cinereofusca* H. Magn. and *L. saxigena* Lendem. et R. C. Harris, all of which are positioned in sister position to the genus *Verseghya* and to the *Lecanora layana* group, including North American and South Korean specimens, as well as *Lecanora nothocaesiella*, after mtSSU phylogeny into combined phylogenetic analysis, too. However, after the combined phylogenetic analysis they are positioned in separate branches or data on some sequences of species mentioned are still missing.

*Lecanora nothocaesiella* is closely related to the Korean material of *Lecanora layana* (data after mtSSU phylogeny). However, it was not included into the combined phylogeny, because data on nrITS, and RPB2 and RPB1 sequences of *Lecanora nothocaesiella* are still missing.

*Lecanora cinereofusca* and *L. saxigena* formed a separate branch with rather low level of support after combined analysis, while they are positioned in sister position to the *Lecanora layana* branch sometimes together with the *Lecanora barkmaniana* group after separate nrITS and mtSSU phylogeny. However, data on RPB2 and RPB1 genes are still missing for these species groups.

### Other subclades and branches of the Lecanoraceae

As a result of the combined analysis the following conclusions were outlined on the other *Lecanora* species groups.

*Lecanora kohu* Printzen, Blanchou, Fryday et de Lange being in sister position to *Pyrrhospora quernei* after mtSSU is found to be in a separate monophyletic branch in the combined phylogenetic analysis.

The situation is similar in the *Lecanora symmicta* group (i.e. *L. stanislai* Guzow-Krzem., Lubek, Malicek et Kukwa, *L. strobilina* Ach., *L. symmicta* (Ach.) Ach., and *L. sulphurea* (Hoffm.) Ach., as well as *L. phryganitis* Tuck. and *L. alboflavida* Taylor). They are positioned in the same clade with *Lecanora layana* after mtSSU, while in combined phylogenetic analysis they form separate monophyletic branches.

It is also shown that the genera *Lecanora*, *Protoparmelia*, and *Ramboldia* are polyphyletic after data hitherto available in the GenBank.

Our results confirm data of previous authors that morphologically well distinguished and established genera, such as *Adelolecia* Hertel et Hafellner, *Bryonora*, *Carbonea*, *Frutidella* Kalb, *Japewia* Tønsberg, *Lecidella* Körber, *Miriquidica*, *Palicella*, *Pyrrhospora* Körber, *Ramboldia*, and *Scoliciosporum* A. Massal. are nested within *Lecanora* s. l. (Kondratyuk et al. 2014a, Miadlikowska et

al. 2014, Rodriguez Flakus and Printzen 2014, Schmull *et al.* 2011; Zhao *et al.* 2016, Printzen *et al.* 2017).

The genus *Ramalinora* Lumbsch, Rambold et Elix for which only mtSSU data are hitherto available is positioned in the outermost position to all branches/clades of the Lecanoraceae.

## NEW COMBINATIONS

The genera *Glaucomarina* (for the '*Lecanora*' *rupicola* group), *Lecanoropsis* (for the '*Lecanora*' *saligna* group), *Omphalodina* (for the '*Rhizoplaca*' *chrysoplaca* group), as well as *Straminella* (for the '*Lecanora*' *varia* group) in fact have already been resurrected by Hafellner (1984). However, they were not used by lichenologists since that time with a few exceptions. Furthermore, the species groups mentioned above have got confirmation as separate monophyletic branches from molecular phylogeny of the Lecanoraceae during the last decades (Grube *et al.* 2004, 2007, Kondratyuk *et al.* 2014a, Zhao *et al.* 2016, and this paper). So these genera are accepted here. However, we would like to emphasise that after data of various authors these groups include rather different taxa. We are discussing here only those taxa of the genera *Glaucomarina*, *Lecanoropsis*, *Omphalodina* and *Straminella*, for which complete data on nrITS and mtSSU are hitherto available and which are positioned in the monophyletic branches, which have got the highest level of support in our analysis. The further data on species content of these genera will be provided within next species revisions as well as with the usage of multi-locus phylogeny.

Seven species of the genus *Glaucomarina* and two more taxa of the subspecies level are confirmed from nrITS, mtSSU and combined phylogeny. Totally nine new combinations for the taxa of the genus *Glaucomarina* are provided below.

The genus *Omphalodina* is found to have confirmation for five species so far, combinations for which are provided below in this paper.

The genus *Straminella* is found hitherto to include six species, combinations for which are provided in this paper.

Comments on new representatives of the genera *Lecanoropsis*, *Palicella*, *Sedelnikovaea*, and *Polyozosia* are provided above.

***Glaucomarina bicincta*** (Ramond) S. Y. Kondr., L. Lőkös et Farkas, *comb. nova* – MycoBank no.: MB 829771 – Basionym: *Lecanora bicincta* Ramond, *Annl. Sci. Nat.*, sér. 1, 6: 132 (1827).

***Glaucomarina carpinea*** (L.) S. Y. Kondr., L. Lőkös et Farkas, *comb. nova* – MycoBank no.: MB 829773 – Basionym: *Lichen carpineus* L., *Sp. pl.* 2: 1141 (1753). – Syn.: *Lecanora carpinea* (L.) Vain., *Meddn Soc. Fauna Flora fenn.* 14: 23 (1888).

***Glaucomarina leptyroides*** (G. B. F. Nilsson) S. Y. Kondr., L. Lőkös et Farkas, *comb. nova* – MycoBank no.: MB 829774 – Basionym: *Lecanora leptyroides* G. B. F. Nilsson, *Ark. Bot.* 24A (no. 3): 82 (1931).

*Glaucomaria lojkaeana* (Szatala) S. Y. Kondr., L. Lőkös et Farkas, *comb. nova* – MycoBank no.: MB 829775 – Basionym: *Lecanora lojkaeana* Szatala, *Annlis hist.-nat. Mus. natn. hung.*, n.s. 5: 135 (1954).

*Glaucomaria subcarpineae* (Szatala) S. Y. Kondr., L. Lőkös et Farkas, *comb. nova* – MycoBank no.: MB 829776 – Basionym: *Lecanora subcarpineae* Szatala, *Annlis hist.-nat. Mus. natn. hung.*, n.s. 5: 136 (1954).

*Glaucomaria sulphurea* (Hoffm.) S. Y. Kondr., L. Lőkös et Farkas, *comb. nova* – MycoBank no.: MB 829777 – Basionym: *Verrucaria sulphurea* Hoffm., *Descr. Adumb. Plant. Lich.* 1(2): 56 (1789) [1790]. Replaced synonym for *Lichen sulphureus* Hoffm., *Enum. Crit. Lich. Europ. (Bern)*: p. 32 (1784), nom. illegit., *Art. 53.1* [non *Lichen sulphureus* Retz., *K. svenska Vetencck-Akad. Handl.*, ser. 1, 30: 249 (1769) (current name *Chaenotheca brachypoda* (Ach.) Tibell)]. – Syn.: *Lecanora sulphurea* (Hoffm.) Ach., *Lich. Univ.*: p. 339 (1810).

*Glaucomaria swartzii* (Ach.) S. Y. Kondr., L. Lőkös et Farkas, *comb. nova* – MycoBank no.: MB 829778 – Basionym: *Lichen swartzii* Ach., *K. Vetensk.-Acad. Nya Handl.* 15: 185 (1794). – Syn.: *Lecanora swartzii* (Ach.) Ach., *Lich. Univ.*: p. 363 (1810).

*Glaucomaria swartzii* subsp. *caulescens* (J. Steiner) S. Y. Kondr., L. Lőkös et Farkas, *comb. nova* – MycoBank no.: MB 829779 – Basionym: *Lecanora subradiosa* var. *caulescens* J. Steiner, *Annl. K. K. naturh. Hofmus. Wien* 20: 377 (1907) [1905]. – Syn.: *Lecanora swartzii* subsp. *caulescens* (J. Steiner) Leuckert et Poelt, *Nova Hedwigia* 49(1–2): 164 (1989).

*Glaucomaria swartzii* subsp. *nylanderi* (Räsänen) S. Y. Kondr., L. Lőkös et Farkas, *comb. nova* – MycoBank no.: MB 829780 – Basionym: *Lecanora subradiosa* var. *nylanderi* Räsänen, *Ann. Bot. Soc. Zool.-Bot. Fenn. Vanamo*, 12(1): 70 (1939). – Syn.: *Lecanora swartzii* subsp. *nylanderi* (Räsänen) Leuckert et Poelt, *Nova Hedwigia* 49(1–2): 162 (1989). *Nom. inval.*, *Art. 41.4* (Melbourne) [full reference to basionym omitted].

*Lecanoropsis anopta* (Nyl.) S. Y. Kondr., L. Lőkös et Farkas, *comb. nova* – MycoBank no.: MB 829781 – Basionym: *Lecanora anopta* Nyl., *Flora, Regensburg* 56 (19): 292 (1873). – Syn.: *Lecidora anopta* (Nyl.) Motyka, *Porosty (Lichenes)* 2. *Rodzina Lecanoraceae. Pinacisca, Lecidorina, Urceolaria, Semilecanora, Paraplacodium, Koerberiella, Lecidora, Pseudoplacodium, Tephromela.* (Lublin): p. 550 (1996).

*Lecanoropsis macleanii* (C. W. Dodge) S. Y. Kondr., L. Lőkös et Farkas, *comb. nova* – MycoBank no.: MB 829782 – Basionym: *Lecanora macleanii* C. W. Dodge, [as *McLeani*], *B. A. N. Z. Antarct. Res. Exped. Rep.*, Ser. B 7: 173 (1948). – Syn.: *Rhizoplaca macleanii* (C. W. Dodge) Castello, *Lichenologist* 42(4): 430 (2010).

*Omphalodina chrysoleuca* (Sm.) S.Y. Kondr., L. Lőkös et Farkas, *comb. nova* – MycoBank no.: MB 829783 – Basionym: *Lichen chrysoleucus* Sm., *Trans.*

Linn. Soc. London 1: 82 (1791). – Syn.: *Rhizoplaca chrysoleuca* (Sm.) Zopf, Justus Liebigs Annln Chem. 340: 291 (1905).

*Omphalodina huashanensis* (J. C. Wei) S. Y. Kondr., L. Lőkös et Farkas, *comb. nova* – MycoBank no.: MB 829838 – Basionym: *Rhizoplaca huashanensis* J. C. Wei, Acta Mycol. Sin. 3(4): 2008 (1984).

*Omphalodina opiniconensis* (Brodo) S. Y. Kondr., L. Lőkös et Farkas, *comb. nova* – MycoBank no.: MB 829784 – Basionym: *Lecanora opiniconensis* Brodo, Mycotaxon 26: 309 (1986).

*Omphalodina phaerophthalma* (Poelt) S. Y. Kondr., L. Lőkös et Farkas, *comb. nova* – MycoBank no.: MB 829785 – Basionym: *Lecanora phaerophthalma* Poelt, Mitt. Bot. StSamml., München 19–20: 483 (1958).

*Omphalodina pseudistera* (Nyl.) S. Y. Kondr., L. Lőkös et Farkas, *comb. nova* – MycoBank no.: MB 829786 – Basionym: *Lecanora pseudistera* Nyl., Flora, Regensburg 55: 354 (1872).

*Palicella anakeestiicola* (Lendemer et E. Tripp) S. Y. Kondr., L. Lőkös et Farkas, *comb. nova* – MycoBank no.: MB 829787 – Basionym: *Lecanora anakeestiicola* Lendemer et E. Tripp, Bryologist 118: 3 (2015).

*Polyozosia albescens* (Hoffm.) S. Y. Kondr., L. Lőkös et Farkas, *comb. nova* – MycoBank no.: MB 829788 – Basionym: *Psora albescens* Hoffm., Deutschl. Fl., Zweiter Theil (Erlangen): p. 165 (1796) [1795]. – Syn.: *Myriolecis albescens* (Hoffm.) Śliwa, Zhao Xin et Lumbsch, in Zhao, Leavitt, Zhao, Zhang, Arup, Grube, Pérez-Ortega, Printzen, Śliwa, Kraichak, Divakar, Crespo and Lumbsch, Fungal Diversity 78(1): 301 (2015). ≡ *Lecanora albescens* (Hoffm.) Flörke, Flora, Regensburg 11(2): 633 (1828).

*Polyozosia andrewii* (B. de Lesd.) S. Y. Kondr., L. Lőkös et Farkas, *comb. nova* – MycoBank no.: MB 829789 – Basionym: *Lecanora andrewii* B. de Lesd., Trans. & Proc. Bot. Soc. Edinb. 26(2): 184 (1913). – Syn.: *Myriolecis andrewii* (B. de Lesd.) Śliwa, Zhao Xin et Lumbsch, in Zhao, Leavitt, Zhao, Zhang, Arup, Grube, Pérez-Ortega, Printzen, Śliwa, Kraichak, Divakar, Crespo and Lumbsch, Fungal Diversity 78(1): 301 (2015).

*Polyozosia contractula* (Nyl.) S. Y. Kondr., L. Lőkös et Farkas, *comb. nova* – MycoBank no.: MB 829790 – Basionym: *Lecanora contractula* Nyl., Not. Sällsk. Fauna et Fl. Fenn. Förh., Ny Ser. 8: 126 (1866). – Syn.: *Myriolecis contractula* (Nyl.) Śliwa, Zhao Xin et Lumbsch, in Zhao, Leavitt, Zhao, Zhang, Arup, Grube, Pérez-Ortega, Printzen, Śliwa, Kraichak, Divakar, Crespo and Lumbsch, Fungal Diversity 78(1): 301 (2015).

*Polyozosia crenulata* (Ach.) S. Y. Kondr., L. Lőkös et Farkas, *comb. nova* – MycoBank no.: MB 829791 – Basionym: *Lecanora hagenii* var. *crenulata* Ach., Syn. meth. lich. (Lund): p. 168 (1814). – Syn.: *Myriolecis crenulata* (Ach.) Śliwa, Zhao Xin et Lumbsch, in Zhao, Leavitt, Zhao, Zhang, Arup, Grube, Pérez-Ortega, Printzen, Śliwa, Kraichak, Divakar, Crespo and Lumbsch, Fungal Di-



versity 78(1): 301 (2015)). = *Lecanora crenulata* (Ach.) Hook., in Smith, Engl. Fl. (London) 5: 190 (1844).

***Polyozosia dispersa*** (Pers.) S. Y. Kondr., L. Lőkös et Farkas, *comb. nova* – MycoBank no.: MB 829792 – Basionym: *Lichen dispersus* Pers., Ann. Bot. (Usteri) 1: 27 (1794). – Syn.: *Myriolecis dispersa* (Pers.) Śliwa, Zhao Xin et Lumbsch, in Zhao, Leavitt, Zhao, Zhang, Arup, Grube, Pérez-Ortega, Printzen, Śliwa, Kraichak, Divakar, Crespo and Lumbsch, Fungal Diversity 78(1): 301 (2015)). = *Lecanora dispersa* (Pers.) Röhl., Deutschl. Fl. (Frankfurt) 3(2): 96 (1813).

***Polyozosia hagenii*** (Ach.) S. Y. Kondr., L. Lőkös et Farkas, *comb. nova* – MycoBank no.: MB 829793 – Basionym: *Lichen hagenii* Ach., Lich. suec. prodr. (Linköping): p. 57 (1799) [1798]. – Syn.: *Myriolecis hagenii* (Ach.) Śliwa, Zhao Xin et Lumbsch, in Zhao, Leavitt, Zhao, Zhang, Arup, Grube, Pérez-Ortega, Printzen, Śliwa, Kraichak, Divakar, Crespo and Lumbsch, Fungal Diversity 78(1): 301 (2015)). = *Lecanora hagenii* (Ach.) Ach., Lich. univ.: p. 367 (1810).

***Polyozosia perpruinosa*** Fröberg ex S. Y. Kondr., L. Lőkös et Farkas, *spec. nova* – MycoBank no.: MB 829794 – Syn.: *Lecanora perpruinosa* Fröberg, The Calcicolous Lichens on the Great Alvar of Öland, Sweden (Lund): p. 50 (1989), nom. inval., Art. 36.1(a) (Melbourne). – Type: [Sweden] 'Öland: Resmo par., 2.9 km ESE of Resmo church, on the south side of the Resmo-Stenåsa road. On limestone. 56° 31' N 16° 29' E. RUBIN 4G312219. Alt. 0–50 m, 1984-07-26, Lars Fröberg L319' (LD – holotype). – Syn.: *Myriolecis perpruinosa* Fröberg ex Śliwa, Zhao Xin et Lumbsch, in Zhao, Leavitt, Zhao, Zhang, Arup, Grube, Pérez-Ortega, Printzen, Śliwa, Kraichak, Divakar, Crespo and Lumbsch, Fungal Diversity 78(1): 301 (2015).

***Polyozosia populicola*** (DC.) S. Y. Kondr., L. Lőkös et Farkas, *comb. nova* – MycoBank no.: MB 829795 – Basionym: *Patellaria populicola* DC., in Lamarck and De Candolle, Fl. Franc., Edn 3 (Paris) 2: 363 (1805). – Syn.: *Lecanora populicola* (DC.) Duby, Bot. Gall. Edn 2 (Paris) 2: 664 (1830).

***Polyozosia pruinosa*** (Chaub.) S. Y. Kondr., L. Lőkös et Farkas, *comb. nova* – MycoBank no.: MB 829796 – Basionym: *Lecanora pruinosa* Chaub., in Saint-Amans, Fl. agen.: p. 495 (1821). – Syn.: *Myriolecis pruinosa* (Chaub.) Śliwa, Zhao Xin et Lumbsch, in Zhao, Leavitt, Zhao, Zhang, Arup, Grube, Pérez-Ortega, Printzen, Śliwa, Kraichak, Divakar, Crespo and Lumbsch, Fungal Diversity 78(1): 301 (2015).

***Polyozosia reuteri*** (Schaer.) S. Y. Kondr., L. Lőkös et Farkas, *comb. nova* – MycoBank no.: MB 829797 – Basionym: *Lecanora reuteri* Schaer., Enum. critic. lich. europ. (Bern): 59 (1850). – Syn.: *Myriolecis reuteri* (Schaer.) Śliwa, Zhao Xin et Lumbsch, in Zhao, Leavitt, Zhao, Zhang, Arup, Grube, Pérez-Ortega, Printzen, Śliwa, Kraichak, Divakar, Crespo and Lumbsch, Fungal Diversity 78(1): 301 (2015).



*Polyozosia sambuci* (Pers.) S. Y. Kondr., L. Lőkös et Farkas, *comb. nova* – MycoBank no.: MB 829798 – Basionym: *Lichen sambuci* Pers., Ann. Bot. (Usteri) 1: 26 (1794). – Syn.: *Myriolecis sambuci* (Pers.) Clem., Gen. fung. (Minneapolis): p. 175 (1909). = *Lecanora sambuci* (Pers.) Nyl., Lich. Scand. (Helsinki): p. 168 (1861).

*Polyozosia semipallida* (H. Magn.) S. Y. Kondr., L. Lőkös et Farkas, *comb. nova* – MycoBank no.: MB 829799 – Basionym: *Lecanora semipallida* H. Magn., Lichens Central Asia 1: 105 (1940). – Syn.: *Myriolecis semipallida* (H. Magn.) Śliwa, Zhao Xin et Lumbsch, in Zhao, Leavitt, Zhao, Zhang, Arup, Grube, Pérez-Ortega, Printzen, Śliwa, Kraichak, Divakar, Crespo and Lumbsch, Fungal Diversity 78(1): 301 (2015).

*Polyozosia straminea* (Ach.) S. Y. Kondr., L. Lőkös et Farkas, *comb. nova* – MycoBank no.: MB 829800 – Basionym: *Lecanora straminea* Ach., Lich. univ.: p. 432 (1810). – Syn.: *Myriolecis straminea* (Ach.) Śliwa, Zhao Xin et Lumbsch, in Zhao, Leavitt, Zhao, Zhang, Arup, Grube, Pérez-Ortega, Printzen, Śliwa, Kraichak, Divakar, Crespo and Lumbsch, Fungal Diversity 78(1): 301 (2015).

*Polyozosia thuleana* (Poelt) S. Y. Kondr., L. Lőkös et Farkas, *comb. nova* – MycoBank no.: MB 829801 – Basionym: *Arctopeltis thuleana* Poelt, Int. J. Mycol. Lichenol. 1(2): 147 (1983). – Syn.: *Myriolecis thuleana* (Poelt) Śliwa, Zhao Xin et Lumbsch, in Zhao, Leavitt, Zhao, Zhang, Arup, Grube, Pérez-Ortega, Printzen, Śliwa, Kraichak, Divakar, Crespo and Lumbsch, Fungal Diversity 78(1): 301 (2015). = *Lecanora thuleana* (Poelt) Śliwa, Bryologist 115: 271 (2014).

*Sedelnikovaea marginalis* (Hasse) S. Y. Kondr., L. Lőkös et Farkas, *comb. nova* – MycoBank no.: MB 829802 – Basionym: *Lecanora marginalis* Hasse, Bryologist 13: 112 (1910). – Syn.: *Rhizoplaca marginalis* (Hasse) W. A. Weber, Mycotaxon 8(2): 560 (1979).

*Sedelnikovaea pseudogyrophorica* (S. Y. Kondr., S.-O. Oh et J.-S. Hur) S. Y. Kondr. et J.-S. Hur, *comb. nova* – MycoBank no.: MB 829837 – Basionym: *Protoparmeliopsis pseudogyrophorica* S. Y. Kondr., S.-O. Oh et J.-S. Hur, in Kondratyuk et al. [as 'pseudogyrophoricum'], Acta Bot. Hung. 55(3–4): 301 (2013).

*Sedelnikovaea subdiscrepans* (Nyl.) S. Y. Kondr., L. Lőkös et Farkas, *comb. nova* – MycoBank no.: MB 829804 – Basionym: *Squamaria chrysoleuca* var. *subdiscrepans* Nyl., Syn. Meth. Lich. (Parisiis) 2: 61 (1869). – Syn.: *Lecanora subdiscrepans* (Nyl.) Stizenb., Ber. Tät. St Gall. Naturw. Ges.: 341 (1882) [1880–81]. = *Rhizoplaca subdiscrepans* (Nyl.) R. Sant., Lichens of Sweden and Norway (Stockholm): p. 278 (1984).

*Straminella bullata* (Follmann et A. Crespo) S. Y. Kondr., L. Lőkös et Farkas, *comb. nova* – MycoBank no.: MB 829805 – Basionym: *Omphalodina bullata* Follmann et A. Crespo, Philippia 3(1): 24 (1976). – Syn.: *Rhizoplaca bullata* (Follmann et A. Crespo) Leuckert et Poelt, in Poelt and Vězda, Bestimm. europ. Flecht. (Vaduz): p. 234 (1977).

*Straminella burgaziae* (I. Martínez et Aragón) S. Y. Kondr., L. Lőkös et Farkas, *comb. nova* – MycoBank no.: MB 829806 – Basionym: *Lecanora burgaziae* I. Martínez et Aragón, *Bryologist* 107(2): 223 (2004).

*Straminella conizaeoides* (Nyl. ex Cromb.) S. Y. Kondr., L. Lőkös et Farkas, *comb. nova* – MycoBank no.: MB 829807 – Basionym: *Lecanora conizaeoides* Nyl. ex Cromb., *J. Bot. Lond.* 23: 195 (1885).

*Straminella densa* (Śliwa et Wetmore) S. Y. Kondr., L. Lőkös et Farkas, *comb. nova* – MycoBank no.: MB 829808 – Basionym: *Lecanora varia* subsp. *densa* Śliwa et Wetmore, *Bryologist* 103(3): 486 (2000). – Syn.: *Lecanora densa* (Śliwa et Wetmore) Printzen, *Bryologist* 104(3): 394 (2001).

*Straminella maheui* (Hue) S. Y. Kondr., L. Lőkös et Farkas, *comb. nova* – MycoBank no.: MB 829809 – Basionym: *Polycauliona maheui* Hue, in Maheu, *Bull. Soc. bot. Fr.* 56: 390 (1909). – Syn. *Rhizoplaca maheui* (Hue) Gómez-Bolea et M. Barbero, *Mycotaxon* 108: 342 (2009).

*Straminella varia* (Hoffm.) S. Y. Kondr., L. Lőkös et Farkas, *comb. nova* – MycoBank no.: MB 829810 – Basionym: *Patellaria varia* Hoffm., *Descr. Adumb. Plant. Lich.* 1(4): 102 (1790). – Syn.: *Lecanora varia* (Hoffm.) Ach., *Lich. Univ.*: p. 377 (1810).

*Verseghya thysanophora* (R. C. Harris) S. Y. Kondr., L. Lőkös, Farkas et J.-S. Hur, *comb. nova* – MycoBank no.: MB 829811 – Basionym: *Lecanora thysanophora* R. C. Harris, in Harris, Brodo and Tønsberg, *Bryologist* 103(4): 790 (2000).

## CONCLUSIONS

Thus, from results of combined phylogenetic analysis of the members of the Lecanoraceae based on concatenated data on nrITS, mtSSU, RPB2 and RPB1 gene sequences it is found that the originally monotypic genus *Verseghya* is positioned within the *Verseghya-Lecidella-Pyrrhospora* clade of the Lecanoraceae and includes one more species, *Verseghya thysanophora*, widely distributed in the Northern Hemisphere.

Members of some subclades of the *Rhizoplaca-Prototarmeliopsis* s. l. subclade of the Lecanoraceae (i.e. the *Sedelnikovaea*, '*Prototarmeliopsis*' *chejuensis*, and *Omphalodina* subclades) are still in urgent need of further studies. Their status should be checked with molecular data including additional loci as well as additional voucher specimens.

The monophyly of the genus *Lecidella* of the *Lecidella-Glaucomaria* subclade of the Lecanoraceae after inclusion of the eastern Asian taxon *Lecidella mandshurica* should be checked with additional data on various molecular loci too.

The further data on species content of the genera *Glaucomaria*, *Lecanoropsis*, *Omphalodina* as well as *Straminella* will be provided within next species revisions, as well as with the usage of multi-locus phylogeny.

\*

*Acknowledgements* – We are thankful to Dr Konstanze Bensch (Mycobank, UK) for valuable comments on nomenclature. This work was supported by a grant from the Korean Forest Service Program through the Korea National Arboretum (KNA1-1-22, 17-2), the Korean National Research Resource Center Program (NRF-2017M3A9B8069471), Korean Brain Pool Program (161S-4-3-1659), Ministry of Education and Science of Ukraine (M/172-2017) and the National Research Development and Innovation Fund (NKFI K 124341).

## REFERENCES

- Andersen, H. L. and Ekman, S. (2005): Disintegration of the Micareaeae (lichenized Ascomycota): a molecular phylogeny based on mitochondrial rDNA sequences. – *Mycol. Res.* **109**(PT 1): 21–30. <https://doi.org/10.1017/s0953756204001625>
- Arup, U. and Grube, M. (2000): Is Rhizoplaca (Lecanorales, lichenized Ascomycota) a monophyletic genus? – *Can. J. Bot.* **78**(3): 318–327. <https://doi.org/10.1139/cjb-78-3-318>
- Arup, U., Ekman, S., Grube, M., Mattsson, J.-E. and Wedin, M. (2007): The sister group relation of Parmeliaceae (Lecanorales, Ascomycota). – *Mycologia* **99**(1): 42–49. <https://doi.org/10.3852/mycologia.99.1.42>
- Asher, O. A. and Lendemer, J. C. (2018): *Lecanora caperatica* (Lecanoraceae, lichenized ascomycetes) a new sorediate species widespread in eastern North America. – *Bryologist* **121**(3): 306–323. <https://doi.org/10.1639/0007-2745-121.3.306>
- Barak, M., Ü., Halıcı, M. G. and Güllü, M. (2016): Identification of some lichenized fungi species of Erciyes Mountain (Kayseri/Turkey) by using ITS (rDNA) marker. – *Biol. Div. Cons.* **9**(2): 84–95.
- Başaran, E., Cansaran-Duman, D., Büyük, İ. and Aras, S. (2015): Identification of some *Lecidea*, *Porpidia* and *Lecidella* species (lichen-forming ascomycetes) distributed in Turkey by sequence analysis of rDNA ITS region. – *Turk. Bull. Hyg. Exp. Biol.* **72**(1): 45–58. <https://doi.org/10.5505/turkhijyen.2015.23540>
- Bendiksby, M. and Timdal, E. (2013): Molecular phylogenetics and taxonomy of *Hypocenomyce sensu lato* (Ascomycota: Lecanoromycetes): extreme polyphyly and morphological / ecological convergence. – *Taxon* **62**(5): 940–956. <https://doi.org/10.12705/625.18>
- Bendiksby, M., Haugan, R., Spribille, T. and Timdal, E. (2015): Molecular phylogenetics and taxonomy of the *Calvitimela aglaea* complex (Tephromelataceae, Lecanorales). – *Mycologia* **107**(6): 1172–1183. <https://doi.org/10.3852/14-062>
- Blaha, J. and Grube, M. (2007): The new species *Lecanora bicinctoidea*, its position and considerations about phenotypic evolution in the *Lecanora rupicola* group. – *Mycologia* **99**(1): 50–58. <https://doi.org/10.3852/mycologia.99.1.50>
- Cao, S., Zhang, F., Liu, C.-P., Hao, Z.-H., Tian, Y., Zhu, L.-X. and Zhou, Q. M. (2015): Distribution patterns of haplotypes for symbionts from *Umbilicaria esculenta* and *U. muehlenbergii* reflect the importance of reproductive strategy in shaping population genetic structure. – *BMC Microbiol.* **15**: 212. <https://doi.org/10.1186/s12866-015-0527-0>
- Choisy, M. (1929): Genres nouveaux pour la lichénologie dans le groupe des Lecanoracées. – *Bull. Soc. Bot. France* **76**: 521–527. <https://doi.org/10.1080/00378941.1929.10837179>
- Choisy, M. (1949): Catalogue des Lichens de la région Lyonnaise. – *Bull. Mens. Soc. Linn. Lyon* **18**: 105–120, 137–152. <https://doi.org/10.3406/linly.1949.13145>

- Crespo, A., Blanco, O., Llimona, X., Ferencova, Z. and Hawksworth, D. L. (2004): *Cosciocladium*, an overlooked endemic and monotypic Mediterranean lichen genus of Physciaceae, reinstated by molecular phylogenetic analysis. – *Taxon* **53**(2): 405–414. <https://doi.org/10.2307/4135618>
- Crespo, A., Lumbsch, H. T., Mattsson, J. E., Blanco, O., Divakar, P. K., Articus, K., Wiklund, E., Bawingan, P. A. and Wedin, M. (2007): Testing morphology-based hypotheses of phylogenetic relationships in Parmeliaceae (Ascomycota) using three ribosomal markers and the nuclear RPB1 gene. – *Mol. Phyl. Evol.* **44**(2): 812–824. <https://doi.org/10.1016/j.ympev.2006.11.029>
- Divakar, P. K., Crespo, A., Wedin, M., Leavitt, S. D., Hawksworth, D. L., Myllys, L., McCune, B., Randle, T., Bjerke, J. W., Ohmura, Y., Schmitt, L., Boluda, C. G., Alors, D., Roca-Valiente, B., Del-Prado, R., Ruibal, C., Buaruang, K., Núñez-Zapata, J., Amo de Paz, G., Rico, V. J., Molina, M. C., Elix, J. A., Esslinger, T. L., Tronstad, I. K., Lindgren, H., Ertz, D., Gueidan, C., Saag, L., Mark, K., Singh, G., Dal Grande, F., Parnmen, S., Beck, A., Benatti, M. N., Blanchon, D., Candan, M., Clerc, P., Goward, T., Grube, M., Hodgkinson, B. P., Hur, J.-S., Kantvilas, G., Kirika, P. M., Lendemer, J., Mattsson, J. E., Messuti, M. I., Miadlikowska, J., Nelsen, M., Ohlson, J. I., Pérez-Ortega, S., Saag, A., Sipman, H. J. M., Sohrabi, M., Thell, A., Thor, G., Truong, C., Yahr, R., Upreti, D. K., Cubas, P. and Lumbsch, H. T. (2015): Evolution of complex symbiotic relationships in a morphologically derived family of lichen-forming fungi. – *New Phytol.* **208**(4): 1217–1226. <https://doi.org/10.1111/nph.13553>
- Ekman, S. (2001): Molecular phylogeny of the Bacidiaceae (Lecanorales, lichenized Ascomycota). – *Mycol. Res.* **105**(7): 783–797. <https://doi.org/10.1017/s0953756201004269>
- Ekman, S. and Tønsberg, T. (2002): Most species of *Lepraria* and *Leproloma* form a monophyletic group closely related to *Stereocaulon*. – *Mycol. Res.* **106**(11): 1262–1276. <https://doi.org/10.1017/s0953756202006718>
- Ekman, S. and Wedin, M. (2000): The phylogeny of the families Lecanoraceae and Bacidiaceae (lichenized Ascomycota) inferred from nuclear SSU rDNA sequences. – *Plant Biol.* **2**: 350–360. <https://doi.org/10.1055/s-2000-3703>
- Ekman, S., Andersen, H. L. and Wedin, M. (2008): The limitations of ancestral state reconstruction and the evolution of the ascus in the Lecanorales (lichenized Ascomycota). – *Syst. Biol.* **57**(1): 141–156. <https://doi.org/10.1080/10635150801910451>
- Gasparyan, A., Aptroot, A., Burgaz, A. R., Otte, V., Zakeri, Z., Rico, V. J., Araujo, E., Crespo, A., Divakar, P. K. and Lumbsch, H. T. (2016): Additions to the lichenized and lichenicolous mycobiota of Armenia. [Ergänzungen zur Flora der Flechten und lichenicolen Pilze von Armenien]. – *Herzogia* **29**(2): 692–705. <https://doi.org/10.13158/heia.29.2.2016.692>
- Grube, M. and Blaha, J. (2003): On the phylogeny of some polyketide synthase genes in the lichenized genus *Lecanora*. – *Mycol. Res.* **107**(PT 12): 1419–1426. <https://doi.org/10.1017/s0953756203008724>
- Grube, M., Baloch, E. and Arup, U. (2004): A phylogenetic study of the *Lecanora rupicola* group (Lecanoraceae, Ascomycota). – *Mycol. Res.* **108**(PT 5): 506–514. <https://doi.org/10.1017/s0953756204009888>
- Guzow-Krzemińska, B., Łubek, A., Malíček, J., Tønsberg, T., Oset, M. and Kukwa, M. (2017): *Lecanora stanislai*, a new, sterile, usnic acid containing lichen species from Eurasia and North America. – *Phytotaxa* **329**(3): 201–211. <https://doi.org/10.11646/phytotaxa.329.3.1>
- Hafellner, J. (1984): Studien in Richtung einer naturlicheren Gliederung der Sammelfamilien Lecanoraceae und Lecideaceae. – *Beih. Nova Hedwigia* **79**: 241–371.

- Hur, J.-S., Oh, S.-O. *et al.* (eds) (2016): *Flora of Macrolichens in Korea*. – Korea National Arboretum, Seoul, 520 pp. [In Korean and English].
- James, T. Y., Kauff, F., Schoch, C. L., Matheny, P. B., Hofstetter, V., Cox, C. J., Celio, G., Guedan, C., Fraker, E., Miadlikowska, J., Lumbsch, H. T., Rauhut, A., Reeb, V., Arnold, A. E., Amtoft, A., Stajich, J. E., Hosaka, K., Sung, G. H., Johnson, D., O'Rourke, B., Crockett, M., Binder, M., Curtis, J. M., Slot, J. C., Wang, Z., Wilson, A. W., Schussler, A., Longcore, J. E., O'Donnell, K., Mozley-Standridge, S., Porter, D., Letcher, P. M., Powell, M. J., Taylor, J. W., White, M. M., Griffith, G. W., Davies, D. R., Humber, R. A., Morton, J. B., Sugiyama, J., Rossmann, A. Y., Rogers, J. D., Pfister, D. H., Hewitt, D., Hansen, K., Hambleton, S., Shoemaker, R. A., Kohlmeyer, J., Volkmann-Kohlmeyer, B., Spotts, R. A., Serdani, M., Crous, P. W., Hughes, K. W., Matsuura, K., Langer, E., Langer, G., Untereiner, W. A., Lücking, R., Büdel, B., Geiser, D. M., Aptroot, A., Diederich, P., Schmitt, I., Schultz, M., Yahr, R., Hibbett, D. S., Lutzoni, F., McLaughlin, D. J., Spatafora, J. W. and Vilgalys, R. (2006): Reconstructing the early evolution of Fungi using a six-gene phylogeny. – *Nature* **443**: 818–822. <https://doi.org/10.1038/nature05110>
- Kalb, K., Lumbsch, T., Staiger, B., Lange, U. and Elix, J. A. (2008): A new circumscription of the genus *Ramboldia* (Lecanoraceae, Ascomycota) based on morphological and molecular evidence. – *Nova Hedwigia* **86**: 23–42. <https://doi.org/10.1127/0029-5035/2008/0086-0023>
- Kelly, L. J., Hollingsworth, P. M., Coppins, B. J., Ellis, C. J., Harrold, P., Tosh, J. and Yahr, R. (2011): DNA barcoding of lichenized fungi demonstrates high identification success in a floristic context. – *New Phytol.* **191**(1): 288–300. <https://doi.org/10.1111/j.1469-8137.2011.03677.x>
- Kim, J. H., Ahn, I.-Y., Hong, S. G., Andreev, M., Lim, K.-M., Oh, M. J., Koh, Y. J. and Hur, J.-S. (2006): Lichen flora around the Korean Antarctic Scientific Station, King George Island, Antarctic. – *J. Microbiol.* **44**(5): 480–491.
- Kirika, P., Parmen, S. and Lumbsch, T. (2012): Two new species of *Lecanora* sensu stricto (Lecanoraceae, Ascomycota) from east Africa. – *MycKeys* **3**: 37–47. <https://doi.org/10.3897/mycokeys.3.3201>
- Kistenich, S., Timdal, E., Bendiksbj, M. and Ekman, S. (2018): Molecular systematics and character evolution in the lichen family Ramalinaceae (Ascomycota: Lecanorales). – *Taxon* **67**(5): 871–904. <https://doi.org/10.12705/675.1>
- Kondratyuk, S. Y. (2010): *Protoparmeliopsis*. – In: Oxner, A. (ed.): *Flora of the lichens of Ukraine*. Vol. 2(3). Nauk. dumka, Kiev, pp. 130–149.
- Kondratyuk, S., Lőkös, L., Tschabanenko, S., Haji Moniri, M., Farkas, E., Wang, X. Y., Oh, S.-O. and Hur, J.-S. (2013): New and noteworthy lichen-forming and lichenicolous fungi. – *Acta Bot. Hung.* **55**(3–4): 275–349. <https://doi.org/10.1556/abot.55.2013.3-4.9>
- Kondratyuk, S. Y., Jeong, M.-H., Galanina, I. A., Yakovchenko, L. S., Yatsyna, A. P. and Hur, J.-S. (2014a): Molecular phylogeny of placodioid lichen-forming fungi reveal a new genus, *Sedelnikovaea*. – *Mycotaxon* **129**(2): 269–282. <https://doi.org/10.5248/129.269>
- Kondratyuk, S. Y., Lőkös, L., Tschabanenko, S., Skirina, I., Galanina, I., Oh, S.-O. and Hur, J.-S. (2014b): *Caloplaca kedrovopadensis* sp. nova and some new lichens from the Primorsky region, Russia. – *Acta Bot. Hung.* **56**(1–2): 125–140. <https://doi.org/10.1556/ABot.56.2014.1-2.11>
- Kondratyuk, S. Y., Lőkös, L., Farkas, E., Oh, S.-O. and Hur, J.-S. (2015a) New and noteworthy lichen-forming and lichenicolous fungi 2. – *Acta Bot. Hung.* **57**(1–2): 77–141. <https://doi.org/10.1556/abot.57.2015.1-2.10>



- Kondratyuk, S. Y., Lökös, L., Farkas, E., Oh, S.-O. and Hur, J.-S. (2015b): New and noteworthy lichen-forming and lichenicolous fungi 3. – *Acta Bot. Hung.* 57(3–4): 345–382. <https://doi.org/10.1556/034.57.2015.3-4.7>
- Kondratyuk, S. Y., Lökös, L., Halda, J. P., Haji Moniri, M., Farkas, E., Park, J. S., Lee, B. G., Oh, S.-O. and Hur, J.-S. (2016a): New and noteworthy lichen-forming and lichenicolous fungi 4. – *Acta Bot. Hung.* 58(1–2): 75–136. <https://doi.org/10.1556/034.58.2016.1-2.4>
- Kondratyuk, S. Y., Lökös, L., Halda, J. P., Upreti, D. K., Mishra, G. K., Haji Moniri M., Farkas, E., Park, J. S., Lee, B. G., Liu, D., Woo, J.-J., Jayalal, R. G. U., Oh, S.-O. and Hur, J.-S. (2016b): New and noteworthy lichen-forming and lichenicolous fungi 5. – *Acta Bot. Hung.* 58(3–4): 319–396. <https://doi.org/10.1556/ABot.58.2016.3-4.7>
- Kondratyuk, S. Y., Lökös, L., Halda, J. P., Roux, C., Upreti, D. K., Schumm, F., Mishra, G. K., Nayaka, S., Farkas, E., Park, J. S., Lee, B. G., Liu, D., Woo, J.-J. and Hur, J.-S. (2017): New and noteworthy lichen-forming and lichenicolous fungi 6. – *Acta Bot. Hung.* 59(1–2): 137–260. <https://doi.org/10.1556/034.59.2017.1-2.7>
- Kondratyuk, S. Y., Persson, P.-E., Hansson, M., Mishra, G. K., Nayaka, S., Liu, D., Hur, J.-S. and Thell, A. (2018a): Upretia, a new caloplacoid lichen genus (Teloschistaceae, lichen-forming Ascomycota) from India. – *Cryptogam Biodiversity and Assessment, Spec. Vol.*, e-ISSN :2456-0251, 22-31.
- Kondratyuk, S. Y., Persson, P.-E., Hansson, M., Lökös, L., Liu, D., Hur, J.-S., Kärnefelt, I. and Thell, A. (2018b): Hosseusiella and Rehmanniella, two new genera in the Teloschistaceae. – *Acta Bot. Hung.* 60(1–2): 89–113. <https://doi.org/10.1556/034.60.2018.1-2.7>
- Kondratyuk, S. Y., Lökös, L., Halda, J. P., Farkas, E., Upreti, D. K., Thell, A., Woo, J.-J., Oh, S.-O., and Hur, J.-S. (2018c): New and noteworthy lichen-forming and lichenicolous fungi 7. – *Acta Bot. Hung.* 60(1–2): 115–184. <https://doi.org/10.1556/034.60.2018.1-2.8>
- Kondratyuk, S. Y., Kärnefelt, I., Lökös, L., Hur, J.-S. and Thell, A. (2018d): Coppinsiella and Seawardiella – two new genera of the Xanthorioideae (Teloschistaceae, lichen-forming Ascomycota). – *Acta Bot. Hung.* 60(3–4): 369–386. <https://doi.org/10.1556/034.60.2018.3-4.8>
- LaGreca, S. and Lumbsch, H. T. (2001): No evidence from rDNA ITS sequence data for placement of Ramalinora in the Ramalinaceae. – *Lichenologist* 33(2): 172–176. <https://doi.org/10.1006/lich.2000.0304>
- Leavitt, S. D., Fankhauser, J. D., Leavitt, D. H., Porter, L. D., Johnson, L. A. and St. Clair, L. L. (2011): Complex patterns of speciation in cosmopolitan “rock posy” lichens – Discovering and delimiting cryptic fungal species in the lichen-forming Rhizoplaca melanophthalma species-complex (Lecanoraceae, Ascomycota). – *Mol. Phyl. Evol.* 59: 587–602. <https://doi.org/10.1016/j.ympev.2011.03.020>
- Leavitt, S. D., Fernandez-Mendoza, F., Lumbsch, H. T., St. Clair, L. L., Sohrabi, M. and Divakar, P. K. (2013): Local representation of global diversity in a cosmopolitan lichen-forming fungal species complex (Rhizoplaca, Ascomycota). – *J. Biogeogr.* 40: 1792–1806. <https://doi.org/10.1111/jbi.12118>
- Leavitt, S. D., Kraichak, E., Vondrák, J., Nelsen, M. P., Sohrabi, M., Pérez-Ortega, S., St. Clair, L. L. and Lumbsch, H. T. (2016): Cryptic diversity and symbiont interactions in rock-posy lichens. – *Mol. Phyl. Evol.* 99: 261–274. <https://doi.org/10.1016/j.ympev.2016.03.030>
- Lendemer, J. C. (2015): Lecanora layana (Lecanoraceae), a new sorediate species widespread in temperate eastern North America. – *Bryologist* 118(2): 145–153. <https://doi.org/10.1639/0007-2745-118.2.145>



- Lendemer, J. C. and Harris, R. C. (2014): Studies in lichens and lichenicolous fungi, No. 19: Further notes on species from the Coastal Plain of southeastern North America. – *Opusc. Philolich.* **13**: 155–176.
- Lendemer, J. C. and Hodkinson, B. P. (2013): A radical shift in the taxonomy of *Lepraria* s. l.: molecular and morphological studies shed new light on the evolution of asexuality and lichen growth form diversification. – *Mycologia* **105**(4): 994–1018. <https://doi.org/10.3852/12-338>
- Lendemer, J. C. and Tripp, E. A. (2015): *Lecanora anakeestiicola* (Lecanorales): an unusual new fruticose species from Great Smoky Mountains National Park in eastern North America. – *Bryologist* **118**(1): 1–10. <https://doi.org/10.1639/0007-2745-118.1.001>
- Lumbsch, H. T., Schmitt, L., Palice, Z., Wiklund, E., Ekman, S. and Wedin, M. (2004): Supraordinal phylogenetic relationships of Lecanoromycetes based on a Bayesian analysis of combined nuclear and mitochondrial sequences. – *Mol. Phyl. Evol.* **31**: 822–832. <https://doi.org/10.1016/j.ympev.2003.11.001>
- Malíček, J., Berger, F., Palice, Z. and Vondrák, J. (2017): Corticolous sorediate *Lecanora* species (Lecanoraceae, Ascomycota) containing atranorin in Europe. – *Lichenologist* **49**(5): 431–455. <https://doi.org/10.1017/s002428291700038x>
- Mark, K., Cornejo, C., Keller, C., Flück, D. and Scheidegger, C. (2016): Barcoding lichen-forming fungi using 454 pyrosequencing is challenged by artifactual and biological sequence variation. – *Genome* **59**(9): 685–704. <https://doi.org/10.1139/gen-2015-0189>
- Massalongo, A. B. P. (1855): *Frammenti Lichenografici*. – Tipografia Ramanzini, Verona, 27 pp.
- Miadlikowska, J., Kauff, F., Hofstetter, V., Fraker, E., Grube, M., Hafellner, J., Reeb, V., Hodkinson, B. P., Kukwa, M., Lücking, R., Hestmark, G., Otalora, M. G., Rauhut, A., Büdel, B., Scheidegger, C., Timdal, E., Stenroos, S., Brodo, I. M., Perlmutter, G. B., Ertz, D., Diederich, P., Lendemer, J. C., May, P. F., Schoch, C., Arnold, A. E., Gueidan, C., Tripp, E., Yahr, R., Robertson, C. and Lutzoni, F. (2006): New insights into classification and evolution of the Lecanoromycetes (Pezizomycotina, Ascomycota) from phylogenetic analyses of three ribosomal RNA- and two protein-coding genes. – *Mycologia* **98**(6): 1088–1103. <https://doi.org/10.3852/mycologia.98.6.1088>
- Miadlikowska, J., Kauff, F., Högnabba, F., Oliver, J. C., Molnár, K., Fraker, E., Gaya, E., Hafellner, J., Hofstetter, V., Gueidan, C., Otálora, M. A. G., Hodkinson, B., Kukwa, M., Lücking, R., Björk, C., Sipman, H. J. M., Burgaz, A.-R., Thell, A., Passo, A., Myllys, L., Goward, T., Fernández-Brime, S., Hetsmark, G., Lendemer, J., Lumbsch, H. Th., Schmutz, M., Schoch, C. L., Sérusiaux, E., Maddisson, D. R., Arnold, A. E., Lutzoni, F. and Stenroos, S. (2014): A multigene phylogenetic synthesis for the class Lecanoromycetes (Ascomycota): 1307 fungi representing 1139 infrageneric taxa, 317 genera and 66 families. – *Mol. Phyl. Evol.* **79**(1): 132–168. <https://doi.org/10.1016/j.ympev.2014.04.003>
- Oxner, A. M. [Kondratyuk, S. Y. and Roms, O. G. eds] (2010): *Flora of the lichens of Ukraine*. Vol. 2(3). – Nauk. dumka. Kiev, 662 pp.
- Papong, K., Boonpragob, K., Parnmen, S. and Lumbsch, H. T. (2013): Molecular phylogenetic studies on tropical species of *Lecanora* sensu stricto (Lecanoraceae, Ascomycota). – *Nova Hedwigia* **96**(1–2): 1–13.
- Pérez-Ortega, S., Spribille, T., Palice, Z., Elix, J. A. and Printzen, C. (2010): A molecular phylogeny of the *Lecanora varia* group, including a new species from western North America. – *Mycol. Prog.* **9**(4): 523–535. <https://doi.org/10.1007/s11557-010-0660-y>
- Pérez-Ortega, S., Ortiz-Álvarez, R., Green, T. A. and De Los Ríos, A. (2012): Lichen mycobiota and photobiont diversity and their relationships at the edge of life (McMurdo Dry

- Valleys, Antarctica). – *FEMS Microbiol. Ecol.* **82**(2): 429–448. <https://doi.org/10.1111/j.1574-6941.2012.01422.x>
- Printzen, C., Blanchon, D. J., Fryday, A. M., de Lange, P. J., Houston, D. M. and Rolfe, J. R. (2017): *Lecanora kohu*, a new species of *Lecanora* (lichenised Ascomycota: Lecanoraceae) from the Chatham Islands, New Zealand. – *New Zealand J. Bot.* **55**(4): 439–451. <https://doi.org/10.1080/0028825X.2017.1364274>
- Reeb, V., Lutzoni, F. and Roux, C. (2004): Contribution of RPB2 to multilocus phylogenetic studies of the euascomycetes (Pezizomycotina, Fungi) with special emphasis on the lichen-forming Acarosporaceae and evolution of polyspory. – *Mol. Phyl. Evol.* **32**: 1036–1060. <https://doi.org/10.1016/j.ympev.2004.04.012>
- Resl, P., Schneider, K., Westberg, M., Printzen, C., Palice, Z., Thor, G., Fryday, A., Mayrhofer, H. and Spribille, T. (2015): Diagnostics for a troubled backbone: testing topological hypotheses of trapelioid lichenized fungi in a large-scale phylogeny of Ostropomycetidae (Lecanoromycetes). – *Fungal Diversity* **73**: 239–258. <https://doi.org/10.1007/s13225-015-0332-y>
- Rodriguez Flakus, P. (2018): *Palicella lueckingii* (Lecanorales, Ascomycota), a new lichen species inhabiting *Araucaria* from the extratropical South America. – *Phytotaxa* **344**(1): 24–30. <https://doi.org/10.11646/phytotaxa.344.1.3>
- Rodriguez Flakus, P. and Printzen, C. (2014): *Palicella*, a new genus of lichenized fungi and its phylogenetic position within Lecanoraceae. – *Lichenologist* **46**: 535–552. <https://doi.org/10.1017/S0024282914000127>
- Ruprecht, U., Lumbsch, H. T., Brunauer, G., Allan Green, T. G. and Türk, R. (2012): Insights into the diversity of Lecanoraceae (Lecanorales, Ascomycota) in continental Antarctica (Ross Sea region). – *Nova Hedwigia* **94**(3–4): 287–306. <https://doi.org/10.1127/0029-5035/2012/0017>
- Schmull, M., Miadlikowska, J., Pelzer, M., Stocker-Wörgötter, E., Hofstetter, V., Fraker, E., Hodkinson, B. P., Reeb, V., Kukwa, M., Lumbsch, H. T., Kauff, F. and Lutzoni, F. (2011): Phylogenetic affiliations of members of the heterogeneous lichen-forming fungi of the genus *Lecidea* sensu Zahlbruckner (Lecanoromycetes, Ascomycota). – *Mycologia* **103**(5): 983–1003. <https://doi.org/10.3852/10-234>
- Schoch, C. L., Seifert, K. A., Huhndorf, S., Robert, V., Spouge, J. L., Levesque, C. A., Chen, W. and the Fungal Barcoding Consortium (2012): Nuclear ribosomal internal transcribed spacer (ITS) region as a universal DNA barcode marker for Fungi. – *Proc. Natl Acad. Sci. USA* **109**(16): 6241–6246. <https://doi.org/10.1073/pnas.1117018109>
- Singh, G., Divakar, P. K., Dal Grande, F., Otte, J., Parnmen, S., Wedin, M., Crespo, A., Lumbsch, H. T. and Schmitt, I. (2013): The sister-group relationships of the largest family of lichenized fungi, Parmeliaceae (Lecanorales, Ascomycota). – *Fungal Biol.* **117**(10): 715–721. <https://doi.org/10.1016/j.funbio.2013.08.001>
- Singh, G., dal Grande, F., Divakar, P. K., Otte, J., Leavitt, S. D., Szczepanska, K., Crespo, A., Rico, V. J., Aptroot, A., Cáceres, M., Lumbsch, H. T. and Schmitt, I. (2015): Coalescent-based species delimitation approach uncovers high cryptic diversity in the cosmopolitan lichen-forming fungal genus *Protoparmelia* (Lecanorales, Ascomycota). – *PLoS ONE* **10**(5): e0124625. <https://doi.org/10.1371/journal.pone.0124625>
- Śliwa, L., Miadlikowska, J., Redelings, B. D., Molnár, K. and Lutzoni, F. (2012): Are widespread morphospecies from the *Lecanora dispersa* group (lichen-forming Ascomycota) monophyletic? – *Bryologist* **115**(2): 265–277. <https://doi.org/10.1639/0007-2745-115.2.265>

- Spribile, T. and Printzen, C. (2007): *Lecidea rubrocastanea*, a new lichen species from conifer bark and wood in interior western North America (Lecanorales, lichenized ascomycetes). – *Lichenologist* **39**: 339–347. <https://doi.org/10.1017/s0024282907006974>
- Spribile, T., Goffinet, B., Klug, B., Muggia, L., Obermayer, W. and Mayrhofer, H. (2011): Molecular support for the recognition of the *Mycoblastus fucatus* group as the new genus *Viorella* (Tephromelataceae, Lecanorales). – *Lichenologist* **43**(5): 445–466. <https://doi.org/10.1017/s0024282911000478>
- Telfer, A. C., Young, M. R., Quinn, J., Perez, K., Sobel, C. N., Sones, J. E., Levesque-Beaudin, V., Derbyshire, R., Fernandez-Triana, J., Rougerie, R., Thevanayagam, A., Boskovic, A., Borisenko, A. V., Cadel, A., Brown, A., Pages, A., Castillo, A. H., Nicolai, A., Glenn Mockford, B. M., Bukowski, B., Wilson, B., Trojahn, B., Lacroix, C. A., Brimblecombe, C., Hay, C., Ho, C., Steinke, C., Warne, C. P., Garrido Cortes, C., Engelking, D., Wright, D., Lijtmaer, D. A., Gascoigne, D., Hernandez Martich, D., Morningstar, D., Neumann, D., Steinke, D., Marco Debruin, D. D., Dobias, D., Sears, E., Richard, E., Damstra, E., Zakharov, E. V., Laberge, F., Collins, G. E., Blagoev, G. A., Grainge, G., Ansell, G., Meredith, G., Hogg, I., Mckeown, J., Topan, J., Bracey, J., Guenther, J., Sills-Gilligan, J., Addesi, J., Persi, J., Layton, K. K., D'Souza, K., Dorji, K., Grundy, K., Nghidinwa, K., Ronnenberg, K., Lee, K. M., Xie, L., Lu, L., Penev, L., Gonzalez, M., Rosati, M. E., Kekkonen, M., Kuzmina, M., Iskandar, M., Mutanen, M., Fatahi, M., Pentinsaari, M., Bauman, M., Nikolova, N., Ivanova, N. V., Jones, N., Weerasuriya, N., Monkhouse, N., Lavinia, P. D., Jannetta, P., Hanisch, P. E., McMullin, R. T., Ojeda Flores, R., Mouttet, R., Vender, R., Labbee, R. N., Forsyth, R., Lauder, R., Dickson, R., Kroft, R., Miller, S. E., Macdonald, S., Panthi, S., Pedersen, S., Sobek-Swant, S., Naik, S., Lipinskaya, T., Eagalle, T., Decaens, T., Kosuth, T., Braukmann, T., Woodcock, T., Roslin, T., Zammit, T., Campbell, V., Dinca, V., Peneva, V., Hebert, P. D. and Dewaard, J. R. (2015): Biodiversity inventories in high gear: DNA barcoding facilitates a rapid biotic survey of a temperate nature reserve. – *Biodivers Data J.* **30**(3): E6313. <https://doi.org/10.3897/BDJ.3.e6313>
- Voglmayr, H., Fournier, J. and Jaklitsch, W. M. (2018): Two new classes of Ascomycota: Xylobotryomycetes and Candelariomycetes. – *Persoonia* **42**: 36–49. <https://doi.org/10.3767/persoonia.2019.42.02>
- Vondrák, J., Malíček, J., Palice, Z., Bouda, F., Berger, F., Sanderson, N., Acton, A., Pouska, V. and Kish, R. (2018): Exploiting hot-spots; effective determination of lichen diversity in a Carpathian virgin forest. – *PLoS ONE* **13**(9): e0203540. <https://doi.org/10.1371/journal.pone.0203540>
- Wedin, M., Wiklund, E., Crewe, A., Döring, H., Ekman, S., Nyberg, A., Schmitt, I. and Lumbsch, H. T. (2005): Phylogenetic relationships of Lecanoromycetes (Ascomycota) as revealed by analyses of mtSSU and nLSU rDNA sequence data. – *Mycol. Res.* **109**(PT 2): 159–172. <https://doi.org/10.1017/s0953756204002102>
- Zhao, X., Leavitt, S. D., Zhao, Z. T., Zhang, L. L., Arup, U., Grube, M., Pérez-Ortega, S., Printzen, C., Śliwa, L., Kraichak, E., Divakar, P. K., Crespo, A. and Lumbsch, H. T. (2016): Towards a revised generic classification of lecanoroid lichens (Lecanoraceae, Ascomycota) based on molecular, morphological and chemical evidence. – *Fungal Diversity* **78**: 293–304. <https://doi.org/10.1007/s13225-015-0354-5>
- Zhou, Q.-M., Guo, S.-Y., Huang, M.-R. and Wei, J.-C. (2006): A study of the genetic variability of *Rhizoplaca chrysoleuca* using DNA sequences and secondary metabolic substances. – *Mycologia* **98**(1): 57–67. <https://doi.org/10.3852/mycologia.98.1.57>

## Appendix

GenBank accession numbers and voucher information for newly generated sequences from this study (**bold**) included to the phylogenetic analysis.

Taxon	Voucher/reference	ITS1/2	mtSSU	RPB2	RPB1
<i>Adelolecia pilati</i>	Kistenich <i>et al.</i> 2018	MG925949			MG926227
<i>Adelolecia pilati</i>	Andersen and Ekman 2005		AY567713		
<i>Adelolecia pilati</i>	Lumbsch <i>et al.</i> 2004		AY300874		
<i>Bryonora castanea</i>	Grube <i>et al.</i> 2004	AY544123			
<i>Calvitimela armeniaca</i>	Timdal 2017 (unpubl.)	KY266899			
<i>Calvitimela talayana</i>	Bendiksby <i>et al.</i> 2015	KR303664			
<i>Carbonea supersparsa</i>	Andersen and Ekman 2005		AY567773		
<i>Carbonea vitellinaria</i>	Grube <i>et al.</i> 2004	AY541239			
<i>Carbonea vorticosa</i>	Ruprecht <i>et al.</i> 2012	JN873871			
<i>Frutidella caesioatra</i>	Kistenich <i>et al.</i> 2018	MG925971	MG925872		
<i>Frutidella caesioatra</i>	Andersen and Ekman 2005		AY567765		
<i>Frutidella caesioatra</i>	Ekman <i>et al.</i> 2008				AY756383
<i>Glaucumaria bicincta</i>	Grube <i>et al.</i> 2004	AY541264			
<i>Glaucumaria carpinea</i>	Grube and Blaha 2003	AY398710			
<i>Glaucumaria carpinea</i>	Arup <i>et al.</i> 2007		DQ787364		
<i>Glaucumaria carpinea</i>	Grube <i>et al.</i> 2004	AY541247			
<b><i>Glaucumaria carpinea</i></b>	SK C59, Ukraine, Kiev oblast, Bila Tserkva, Olexandria park, 2013 Kondratyuk S. 21337 (KW-L)	SK C59			
<i>Glaucumaria leptyroides</i>	Grube <i>et al.</i> 2004	AY541255			
<i>Glaucumaria lojkaeana</i>	Grube <i>et al.</i> 2004	AY541256			
<i>Glaucumaria rupicola</i>	Blaha and Grube 2007	DQ451670			
<b><i>Glaucumaria rupicola</i></b>	SK C60, Ukraine, Mykolaiv oblast, Granitno-Stepove Pobuzhzhia park, 2003 Kondratyuk S. 20384 (KW-L)	SK C60			

Taxon	Voucher/reference	ITS1/2	mtSSU	RPB2	RPB1
<i>Glaucomaria subcarpineae</i>	Blaha and Grube 2007	DQ451657			
<i>Glaucomaria sulphurata</i>	Grube <i>et al.</i> 2004 (sub <i>Lecanora rupicola</i> subsp. <i>sulphurata</i> )	AY541260			
<i>Glaucomaria swartzii</i>	Blaha and Grube 2007	DQ451655			
<i>Glaucomaria swartzii</i> subsp. <i>nylanderi</i>	Grube <i>et al.</i> 2004	AY541273			
<i>Glaucomaria swartzii</i> subsp. <i>caulescens</i>	Grube <i>et al.</i> 2004	AY541272			
<i>Japewia subaurifera</i>	Spribille <i>et al.</i> 2011	JN009716		KR0017534	KR0017471
<i>Japewia tornoenensis</i>	Schmull <i>et al.</i> 2011	HQ650656	HQ660559		
<i>Japewia tornoenensis</i>	Kistenich <i>et al.</i> 2018	MG925974	MG925874		
<i>Japewia tornoenensis</i>	Arup <i>et al.</i> 2007		DQ899301		
<i>Japewia tornoenensis</i>	Spribille and Printzen 2007	EF495163			
<i>Japewiella tavaresiana</i>	Kistenich <i>et al.</i> 2018	MG925975			
<i>Japewiella tavaresiana</i>	Kistenich <i>et al.</i> 2018	MG925976			
<i>Lecanora achroa</i>	Schoch <i>et al.</i> 2012	JN943719	JQ782663		JN987930
<i>Lecanora achroa</i>	Schoch <i>et al.</i> 2012	JN943715			JN987929
<i>Lecanora achroa</i>	Schoch <i>et al.</i> 2012	JN943714			JN987926
<i>Lecanora achroa</i>	Zhao <i>et al.</i> 2016			KT453937	
<i>Lecanora aitema</i>	Pérez-Ortega <i>et al.</i> 2010	GU480092			
<i>Lecanora albella</i>	Maliček <i>et al.</i> 2017	KY548048, KY548049	KY502423		
<i>Lecanora albella</i>	Grube <i>et al.</i> 2004	AY541241			
<i>Lecanora albella</i> f. <i>sorediata</i>	Maliček <i>et al.</i> 2017	KY548044	KY502430		
<i>Lecanora alboflavida</i>	Maliček <i>et al.</i> 2017	KY548045, KY548055	KY502427, KY502428, KY502429, KY502455		
<i>Lecanora allophana</i>	Arup and Grube 2000	AF159939	n/a		
<i>Lecanora allophana</i>	Grube and Arup, (unpubl.)	AF070031			
<i>Lecanora allophana</i>	Maliček <i>et al.</i> 2017	KY548051	KY502416		



Taxon	Voucher/reference	ITS1/2	mtSSU	RPB2	RPB1
<i>Lecanora allophana</i>	Malíček <i>et al.</i> 2017	KY548050, KY548055, KT630248	KY502418, KY502421, KY502456, KT630256		
<i>Lecanora aspidophora</i>	Kim <i>et al.</i> 2006	DQ534484			
<i>Lecanora argentata</i>	Malíček <i>et al.</i> 2017	KT630245	KT630264		
<b><i>Lecanora argopholis</i></b>	SK C93, Ukraine, Krym, Novy Svit, 2013 Kondratyuk S. 21324 (KW-L)	SK C93	SK C93		
<i>Lecanora argopholis</i>	Arup <i>et al.</i> 2007		DQ787358		
<i>Lecanora barkmaniana</i>	Malíček <i>et al.</i> 2017		KY502432, KY502438, KY502439, KT630259		
<i>Lecanora barkmaniana</i>	Malíček <i>et al.</i> 2017	KT630246, KT630247	KT630257, KT630258		
<i>Lecanora bicincta</i>	Grube <i>et al.</i> 2004	AY541245, AY541263			
<i>Lecanora caesiorubella</i>	Schoch <i>et al.</i> 2012	JN943722, JN943727, JN943728			JN987920, JN987931, JN987934
<i>Lecanora caesiorubella</i>	Miadlikowska <i>et al.</i> 2014		KJ766415		KJ766861
<i>Lecanora caesiorubella</i>	Kirika <i>et al.</i> 2012		JQ782666, JQ782667		
<i>Lecanora californica</i>	Kirika <i>et al.</i> 2012		JQ782668		
<i>Lecanora campestris</i>	Arup and Grube 2000	AF159930			
<i>Lecanora caperatica</i>	Asher and Lende- mer 2018		MH700563, MH700564, MH700565, MH700566		
<i>Lecanora cateilea</i>	Grube <i>et al.</i> 2004	AY541250			
<i>Lecanora cenisia</i>	Malíček <i>et al.</i> 2017	KY548047	KY502424, KY502425		
<i>Lecanora cenisia</i>	Malíček <i>et al.</i> 2017	KY548046	KY502426, KY502437		
<i>Lecanora cenisia</i>	Malíček <i>et al.</i> 2017	KY548041	KY502435		
<i>Lecanora chlarotera</i>	Kelly <i>et al.</i> 2011	FR799204			
<i>Lecanora chlarotera</i>	Malíček <i>et al.</i> 2017		KY502422		
<i>Lecanora chlarotera</i>	Malíček <i>et al.</i> 2017		KT630263		
<i>Lecanora chlarotera</i>	Kelly <i>et al.</i> 2011	FR799206			

Taxon	Voucher/reference	ITS1/2	mtSSU	RPB2	RPB1
<i>Lecanora chlorophaeodes</i>	Arup and Grube 2000	AF159927			
<i>Lecanora chlorophaeodes</i>	Grube and Arup 1999 (unpubl.)	AF070029			
<i>Lecanora chlorophaeodes</i>	Grube and Blaha 2003	AY398704			
<i>Lecanora cinereofusca</i>	Lendemmer and Harris 2014	KP224470, KP224471	KP224465		
<i>Lecanora concolor</i>	Reeb <i>et al.</i> 2004			AY641049	
<i>Lecanora concolor</i>	Grube and Arup 1999 (unpubl.)	AF070037			
<i>Lecanora concolor</i>	Schmull <i>et al.</i> 2011	HQ650678			
<i>Lecanora confusa</i>	Pérez-Ortega <i>et al.</i> 2010	GU480120			
<i>Lecanora dispersoareolata</i>	Grube and Arup 1999 (unpubl.)	AF070016	AF070041		
<i>Lecanora ecorticata</i>	Orange 2016 (unpubl.)	KT962179			
<i>Lecanora elatinoides</i>	Kirika <i>et al.</i> 2012		JQ782669		
<i>Lecanora epibryon</i>	Grube <i>et al.</i> 2004	AY541251			
<i>Lecanora expallens</i>	Guzow-Krzeminska <i>et al.</i> 2017	MG076968, MG076969, MG076970			
<i>Lecanora expallens</i>	Kelly <i>et al.</i> 2011	FR799207, FR799208			
<i>Lecanora expersa</i>	Maliček <i>et al.</i> 2017	KT630244	KT630255		
<i>Lecanora expersa</i>	Maliček <i>et al.</i> 2017	KY548035, KY548036, KY548053, KY548054, KY548056, KY548057, KY548058	KY502415, KY502417, KY502419, KY502420, KY502450, KY502452		
<i>Lecanora farinacea</i>	Grube <i>et al.</i> 2004	AY541261			
<i>Lecanora farinacea</i>	Grube <i>et al.</i> 2004	AY541262			
<i>Lecanora farinacea</i>	Kirika <i>et al.</i> 2012	JQ782710	JQ782671, JQ782672		
<i>Lecanora farinacea</i>	Schoch <i>et al.</i> 2012	JN943725			JN987923, JN987924
<i>Lecanora farinaria</i>	Maliček <i>et al.</i> 2017		KT630261		
<i>Lecanora farinaria</i>	Maliček <i>et al.</i> 2017	KY548042			
<i>Lecanora farinaria</i>	Maliček <i>et al.</i> 2017	KY548043	KY502433		

Taxon	Voucher/reference	ITS1/2	mtSSU	RPB2	RPB1
<i>Lecanora flavopallida</i>	Schoch <i>et al.</i> 2012	JN943723, JN943724			JN987925
<i>Lecanora flavopallida</i>	Kirika <i>et al.</i> 2012		JQ782674		
<i>Lecanora flavopallida</i>	Zhao <i>et al.</i> 2016			KT453938	
<i>Lecanora formosa</i>	Zhao <i>et al.</i> 2016	KT453769, KT453770, KT453771		KT453978, KT453979	
<i>Lecanora gangaleoides</i>	Kirika <i>et al.</i> 2012		JQ782676		
<i>Lecanora glabrata</i>	Arup <i>et al.</i> 2007		DQ787360		
<i>Lecanora helva</i>	Kirika <i>et al.</i> 2012	JQ782713, JQ782714, JQ782715, JQ782716	JQ782677, JQ782678, JQ782680		
<i>Lecanora horiza</i>	Grube <i>et al.</i> 2004	AY541252			
<i>Lecanora horiza</i>	Zhao <i>et al.</i> 2016		KT453876		KT453903
<i>Lecanora hybocarpa</i>	Crespo <i>et al.</i> 2007	EF105412			
<i>Lecanora hybocarpa</i>	Miadlikowska <i>et al.</i> 2006		DQ912273		
<i>Lecanora hybocarpa</i>	James <i>et al.</i> 2006			DQ782871	
<i>Lecanora impudens</i>	Mark <i>et al.</i> 2016	KX132996			
<i>Lecanora impudens</i>	Malíček <i>et al.</i> 2017		KY502453, KY502454, KY502457, KY502458, KY502460		
<i>Lecanora intricata</i>	Grube and Blaha 2003	AY398703			
<i>Lecanora intricata</i>	Grube and Arup 1999 (unpubl.)	AF070022			
<i>Lecanora intumescens</i>	Grube <i>et al.</i> 2004	AY541254			
<i>Lecanora intumescens</i>	Malíček <i>et al.</i> 2017	KY548040	KY502441		
<i>Lecanora intumescens</i>	Lumbsch <i>et al.</i> 2004		AY300892		
<i>Lecanora intumescens</i>	Ekman <i>et al.</i> 2008				AY756386
<i>Lecanora intumescens</i>	Malíček <i>et al.</i> 2017	KY548039	KY502443		
<i>Lecanora kenyana</i>	Kirika <i>et al.</i> 2012	JQ900618	JQ900616		
<i>Lecanora kohu</i>	Printzen <i>et al.</i> 2017	MF115999			
<i>Lecanora layana</i>	Lendemer 2015	KR094859, KR094860, NR_158472	KR094857, KR094858		

Taxon	Voucher/reference	ITS1/2	mtSSU	RPB2	RPB1
<i>Lecanora</i> aff. <i>layana</i>	South Korea, Gangwon-do, Jeongseong-gun, 10.07.2015 Lókös, L., Kondratyuk S., 151175 KoLRI 034408	34408			
<i>Lecanora</i> aff. <i>layana</i>	South Korea, Gangwon-do, Jeongseong-gun, 10.07.2015 Kond- ratyuk S. (SK-97), Lókös, L. 151223 KoLRI 034456	34456			
<i>Lecanora leproplaca</i>	Kirika <i>et al.</i> 2012		JQ782683, JQ782684		
<i>Lecanora leprosa</i>	Kirika <i>et al.</i> 2012		JQ782682		
<i>Lecanora orientoaficana</i>	Kirika <i>et al.</i> 2012	JQ900617			
<i>Lecanora orientoaficana</i>	Kirika <i>et al.</i> 2012		JQ900617		
<i>Lecanora orosthea</i>	Grube and Arup 1999 (unpubl.)	070035			
<i>Lecanora pacifica</i>	Kirika <i>et al.</i> 2012		JQ782686		
<i>Lecanora paramerae</i>	Malíček <i>et al.</i> 2017	EF105413			
<i>Lecanora phaeocardia</i>	Lumbsch <i>et al.</i> 2012	JQ782724, JQ782723	JQ782688, JQ782687		
<i>Lecanora polytropia</i>	Kim <i>et al.</i> 2006	DQ534470			
<i>Lecanora polytropia</i>	Schmull <i>et al.</i> 2011	HQ650643			
<i>Lecanora polytropia</i>	Miadlikowska <i>et al.</i> 2006			DQ992418	
<i>Lecanora pringlei</i>	Stone and Sutton 2013 (unpubl.)	KF024739			
<i>Lecanora pulicaris</i>	Mark <i>et al.</i> 2016	KX132989			
<i>Lecanora pulicaris</i>	Malíček <i>et al.</i> 2017	KY548052			
<i>Lecanora pulicaris</i>	Malíček <i>et al.</i> 2017		KT630262, KY502434		
<i>Lecanora rugosella</i>	Grube and Blaha 2003	AY398712			
<i>Lecanora saxigena</i>	Lendemmer and Har- ris 2014	KP224466, KP224467, KP224468	KP224459, KP224460, KP224461		

Taxon	Voucher/reference	ITS1/2	mtSSU	RPB2	RPB1
<i>Lecanora solediomarginata</i>	Azevedo <i>et al.</i> 2010 (unpubl.)	GU480121, GU480122			
<i>Lecanora stanislai</i>	Guzow-Krzeminska <i>et al.</i> 2017	KY586039			
<i>Lecanora strobilina</i>	Mark <i>et al.</i> 2016	KX132997			
<i>Lecanora strobilina</i>	Parnmen <i>et al.</i> 2016 (unpubl.)	MG642084			
<i>Lecanora strobilina</i>	Miadlikowska <i>et al.</i> 2014		KJ766420	KJ766934	KJ766914
<i>Lecanora subcarnea</i>	Maliček <i>et al.</i> 2017	AY541267			
<i>Lecanora subimmergens</i>	Kirika <i>et al.</i> 2012		JQ782695		
<i>Lecanora substerilis</i>	Maliček <i>et al.</i> 2017	KT630243	KT630252, KT630254		
<i>Lecanora substerilis</i>	Maliček <i>et al.</i> 2017	KY548037	KY502447, KY502448, KY502449, KT630253		
<i>Lecanora sulphurea</i>	Grube and Arup 1999 (unpubl.)	AF070030			
<i>Lecanora sulphurea</i>	Crespo <i>et al.</i> 2007				EF105432
<i>Lecanora sulphurea</i>	Lumbsch <i>et al.</i> 2004				DQ870951
<i>Lecanora symmicta</i>	Pérez-Ortega <i>et al.</i> 2010	GU480113			
<i>Lecanora symmicta</i>	Telfer <i>et al.</i> 2015	KT695370			
<i>Lecanora symmicta</i>	Grube and Arup 1999 (unpubl.)	AF070024			
<i>Lecanora symmicta</i>	Miadlikowska <i>et al.</i> 2014			KJ766977	KJ766827
<i>Lecanora symmicta</i>	Rodrigues Flakus and Printzen 2014		KJ152466	KJ152487	KJ152452
<i>Lecanora toroyensis</i>	Kirika <i>et al.</i> 2012	JQ782734	JQ782698		
<i>Lecanora tropica</i>	Kirika <i>et al.</i> 2012		JQ782699		
<i>Lecanora tropica</i>	Schoch <i>et al.</i> 2012	JQ943718			JN987927, JN987928, JN987936
<i>Lecanora ussuriensis</i>	South Korea, Ulleung-do, 10.07.2016 Kondratyuk S., Lókös, L., 161989 KoLRI 040227	161989			

Taxon	Voucher/reference	ITS1/2	mtSSU	RPB2	RPB1
<i>Lecanora ussuriensis</i>	South Korea, Ulleung-do, 10.07.2016 Kondratyuk S., Lökös, L., 161988 KoLRI 040226	161988			
<i>Lecanora ussuriensis</i>	South Korea, Ulleung-do, 10.07.2016 Kondratyuk S., Lökös, L., 161987 KoLRI 040225	161987			
<i>Lecanora vainioi</i>	Kirika <i>et al.</i> 2012	JQ782711, JQ782716	JQ782701, JQ782702		
<i>Lecanora variolascens</i>	Maliček <i>et al.</i> 2017	KY548038	KY502445, KY502446, KT630260		
<i>Lecanoropsis anopta</i>	Pérez-Ortega <i>et al.</i> 2010	GU480114, GU480115, GU480116			
<i>Lecanoropsis macleanii</i>	Leavitt <i>et al.</i> 2016 (as <i>Rhizoplaca macleanii</i> )	KU934643, KU934645, KU934647, KU934648			
<i>Lecanoropsis subintricata</i>	Pérez-Ortega <i>et al.</i> 2010	GU480111, GU480112			
<i>Lecanoropsis saligna</i>	Leavitt <i>et al.</i> 2016	KU934539		KU935036	KU935293
<i>Lecanoropsis saligna</i>	Arup and Grube 2000	AF189716			
<i>Lecanoropsis saligna</i>	Mark <i>et al.</i> 2016	KX132995			
<i>Lecanoropsis saligna</i>	Pérez-Ortega <i>et al.</i> 2010	GU480108			
<i>Lecidella carpathica</i>	Zhao <i>et al.</i> 2016	KT453741	KT453830	KT453942, KT453943, KT453944	KT453905
<i>Lecidella effugiens</i>	Zhao <i>et al.</i> 2016		KT453833	KT453941, KT453957, KT453958	
<i>Lecidella elaeochroma</i>	Schmull <i>et al.</i> 2011	HQ605938			
<i>Lecidella elaeochroma</i>	Zhao <i>et al.</i> 2016			KT453956	
<i>Lecidella elaeochroma</i>	Miadlikowska <i>et al.</i> 2006			DQ992429	DQ986818
<i>Lecidella elaeochromoides</i>	Zhao <i>et al.</i> 2016		KT453836	KT453953	
<i>Lecidella enteroleucella</i>	Zhao <i>et al.</i> 2016		KT453838		



Taxon	Voucher/reference	ITS1/2	mtSSU	RPB2	RPB1
<i>Lecidella euphorea</i>	Zhao <i>et al.</i> 2016	KT453742	KT453844	KT453947, KT453954	KT453908, KT453909
<i>Lecidella euphorea</i>	Miadlikowska <i>et al.</i> 2006			DQ992479	DQ986857
<i>Lecidella flavosorediata</i>	Kelly <i>et al.</i> 2011	FR799213			
<i>Lecidella greenii</i>	Pérez-Ortega <i>et al.</i> 2012	JX036133, JX036141, JX036151			
<b><i>Lecidella mandshurica</i></b>	South Korea, Gangwon-do, Jeongseong-gun, 10.07.2015 Kond- ratyuk S. (SK-92), Lókös, L. 151002 KoLRI 034235	034235			
<b><i>Lecidella mandshurica</i></b>	South Korea, Gangwon-do, Jeongseong-gun, 10.07.2015 Kond- ratyuk S. (SK-96), Lókös, L. 151152 KoLRI 034385	034385			
<b><i>Lecidella mandshurica</i></b>	Zhao <i>et al.</i> 2016 (sub <i>Lecidella</i> aff. <i>elaeo-</i> <i>chroma</i> ZX20141284)	KT453751	KT453827	KT453963	
<b><i>Lecidella mandshurica</i></b>	Zhao <i>et al.</i> 2016 (sub <i>Lecidella</i> aff. <i>elaeochroma</i> ZX20141264-2)	KT453752	KT453826	KT453962	
<b><i>Lecidella mandshurica</i></b>	Zhao <i>et al.</i> 2016 (sub <i>Lecidella</i> aff. <i>elaeochroma</i> ZX20141244-2)	KT453753	KT453825	KT453961	
<i>Lecidella meiococca</i>	Ekman and Tøns- berg 2002	AF517929			
<i>Lecidella meiococca</i>	Lumbsch <i>et al.</i> 2004		AY300893		
<i>Lecidella meiococca</i>	Andersen and Ek- man 2005		AY567714		
<i>Lecidella patavina</i>	Başaran <i>et al.</i> 2015	HQ605932			
<i>Lecidella patavina</i>	Zhao <i>et al.</i> 2016	KT453767	KT453846	KT453967, KT453968	KT453910, KT453911
<i>Lecidella siplei</i>	Ruprecht <i>et al.</i> 2012	JN873897, JN873899, JN873900			

Taxon	Voucher/reference	ITS1/2	mtSSU	RPB2	RPB1
<i>Lecidella stigmataea</i>	Zhao <i>et al.</i> 2016	KT453439		KT453972, KT453973, KT453977	KT453915, KT453917, KT453918
<i>Lecidella subviridis</i>	Vondrák <i>et al.</i> 2018		MG773683, MG773684		
<i>Lecidella tumidula</i>	Zhao <i>et al.</i> 2016	KT453936, KT453937	KT453853	KT453945, KT453946	KT453906, KT453907
<i>Lecidella wulfenii</i>	Ruprecht <i>et al.</i> 2012	JN873903			
<i>Miriquidica complanata</i>	Singh <i>et al.</i> 2013	KP562187, KF562188			KF601233
<i>Miriquidica garovaglii</i>	Kalb <i>et al.</i> 2008	EU075538			
<i>Miriquidica garovaglii</i>	Ekman <i>et al.</i> 2008				AY756420
<i>Miriquidica instrata</i>	Bendiksby <i>et al.</i> 2015		KR303703		
<i>Miriquidica leucophaea</i>	Divakar <i>et al.</i> 2015		KR995351		
<i>Omphalodina chrysoleuca</i>	Leavitt <i>et al.</i> 2011	HM577251, HM577252			
<i>Omphalodina chrysoleuca</i>	Arup <i>et al.</i> 2007		DQ787354		
<i>Omphalodina chrysoleuca</i>	Zhao <i>et al.</i> 2016		KT453856		KT453898, KT453899
<i>Omphalodina chrysoleuca</i>	Leavitt <i>et al.</i> 2016			KU935093, KU935095, KU935097, KU935099	KU935337, KU935342, KU935347, KU935348, KU935349, KU935350
<i>Omphalodina chrysoleuca</i>	Zhou <i>et al.</i> 2004 (unpubl.)	AY509789, AY509799			
<i>Omphalodina huashanensis</i>	Zhou <i>et al.</i> 2006	AY530885			
<i>Omphalodina opiniconensis</i>	Arup and Grube 2000	AF159928			
<i>Omphalodina phaerophthalma</i>	Arup and Grube 2000	AF159938			
<b><i>Omphalodina pseudistera</i></b>	SK A16, China, Liaoning province, 26.07.2012 Oh S.-O., Hur J.-S. CH120045 KoLRI 016655		SK A16		
<i>Palicella anakeestiicola</i>	Lendemmer and Tripp 2015	KP224473, KP224475	KP224472		
<i>Palicella filamentosa</i>	Pérez-Ortega <i>et al.</i> 2010	GU480099, GU480100			

Taxon	Voucher/reference	ITS1/2	mtSSU	RPB2	RPB1
<i>Palicella filamentosa</i>	Schmull <i>et al.</i> 2011	HQ650663			
<i>Palicella filamentosa</i>	Rodriguez Flakus and Printzen 2014		KJ152468		
<i>Palicella glaucopa</i>	Rodriguez Flakus and Printzen 2014	KJ152479	KJ152470, KJ152472, KJ152473	KJ152497, KJ152498, KJ152499	
<i>Palicella lueckingii</i>	Rodriguez Flakus 2018	MG937800			
<i>Palicella schizochromatica</i>	Schmull <i>et al.</i> 2011	HQ650652			
<i>Palicella schizochromatica</i>	Pérez-Ortega <i>et al.</i> 2010 (sub <i>Lecanora schizochromatica</i> )	GU480109, GU480110			
<i>Palicella schizochromatica</i>	Rodriguez Flakus and Printzen 2014		KJ152465, KJ152467, KJ152468	KJ152488, KJ152489	
<i>Polyozosia albescens</i>	Sliwa <i>et al.</i> 2012	JQ993717			
<i>Polyozosia albescens</i>	Śliwa <i>et al.</i> 2012	JQ993717			
<i>Polyozosia andrewii</i>	Śliwa <i>et al.</i> 2012	JQ993722			
<i>Polyozosia contractula</i>	Grube and Arup 1999 (unpubl.)	AF070032			
<i>Polyozosia contractula</i>	Schmull <i>et al.</i> 2011	HQ650604			
<i>Polyozosia contractula</i>	Miadlikowska <i>et al.</i> 2006		DQ986898	DQ992428	DQ986817
<i>Polyozosia crenulata</i>	Śliwa <i>et al.</i> 2012	JQ993723			
<i>Polyozosia dispersa</i>	Śliwa <i>et al.</i> 2012	JQ993733			
<i>Polyozosia dispersa</i>	Zhao <i>et al.</i> 2016			KT453921, KT453922	KT453888
<i>Polyozosia hagenii</i>	Śliwa <i>et al.</i> 2012	JQ993737			
<i>Polyozosia perpruinosa</i>	Arup and Grube 2000	AF070025			
<i>Polyozosia perpruinosa</i>	Arup <i>et al.</i> 2007		DQ787344		
<i>Polyozosia poliophaea</i>	Kistenich <i>et al.</i> 2018	MG925981	MG925879	MG926254	MG926178
<i>Polyozosia populicola</i>	Kelly <i>et al.</i> 2011	FR799211, FR799210, FR799209			
<i>Polyozosia pruinosa</i>	Śliwa <i>et al.</i> 2012	JQ993740			
<i>Polyozosia reuterii</i>	Arup and Grube 2000	AF070026			
<i>Polyozosia sambuci</i>	Telfer <i>et al.</i> 2015	KT695378			
<i>Polyozosia semipallida</i>	Śliwa <i>et al.</i> 2012	JQ993755			

Taxon	Voucher/reference	ITS1/2	mtSSU	RPB2	RPB1
<i>Polyozosia straminea</i>	Timdal 2016 (unpubl.)	KY266929			
<i>Polyozosia straminea</i>	Grube and Blaha 2003	AY398700			
<i>Polyozosia thuleana</i>	Arup and Grube 2000 (as <i>Arctopeltis thuleana</i> )	AF159926			
<i>Protoparmelia badia</i>	Singh <i>et al.</i> 2013	KF562191			
<i>Protoparmelia badia</i>	Grube and Arup 1999 (unpubl.)	AF070023			
<i>Protoparmelia badia</i>	Crespo <i>et al.</i> 2007		EF105420		
<i>Protoparmelia badia</i>	Maliček <i>et al.</i> 2017	JN00972			
<i>Protoparmelia badia</i>	Sing <i>et al.</i> 2016		KY012810, KY012809, KY012808		KY012843, KY012842, KY012841
<b><i>Protoparmelia montagnei</i></b>	SK A07, Ukraine, Donetsk oblast, 'Kamyani Mogyly' zapovidnyk, 12.05.2011 Nadeina O.V. <i>et al.</i> (KW-L 68284)	SK A7			
<i>Protoparmelia ochrococca</i>	Singh <i>et al.</i> 2015	KP822293	KP822489		
<i>Protoparmeliopsis achariana</i>	Grube and Arup 1999 (unpubl.)	AF070019			
<i>Protoparmeliopsis achariana</i>	Miadłikowska <i>et al.</i> 2014		KJ766465		
<i>Protoparmeliopsis achariana</i>	Miadłikowska <i>et al.</i> 2006			DQ973088	DQ973051
<b><i>Protoparmeliopsis bolcana</i></b>	SK C58, Ukraine, Mykolaiv oblast, Granitno-Stepove Pobuzhzhia park, 2003 Kondratyuk S. 20309 (KW-L)	SK C58	SK C58		
' <i>Protoparmeliopsis chejuensis</i> '	140266-2 KoLRI, South Korea, Jeju-do, 18.06.2014 Kondratyuk S. 140266-2 KoLRI 022622	140266	140266		
' <i>Protoparmeliopsis chejuensis</i> '	140260-3 KoLRI, South Korea, Jeju-do, 18.06.2014 Kondratyuk S. 140260-3 KoLRI 022618	140260	140260		

Taxon	Voucher/reference	ITS1/2	mtSSU	RPB2	RPB1
<b><i>Protoparmeliopsis garovaglii</i></b>	SK A03, Iran, Northern Khorasan, 03.05.2013 M. Haji Moniri (KW-L)	SK A03	SK A03		
<i>Protoparmeliopsis garovaglii</i>	Leavitt <i>et al.</i> 2016			KU935041, KU935043, KU935044	KU935297, KU935300, KU935301, KU935302
<i>Protoparmeliopsis garovaglii</i>	Arup and Grube 2000	AF189718, AF189719			
<i>Protoparmeliopsis garovaglii</i>	Zhao <i>et al.</i> 2016		KT453818	KT453923, KT453924, KT453925	
<b><i>Protoparmeliopsis kopachevskae</i></b>	South Korea, Ulleung-do, 10.07.2016 Kondratyuk S., Lókös, L., 161831 KoLRI 040056	161831			
<b><i>Protoparmeliopsis kopachevskae</i></b>	South Korea, Ulleung-do, 10.07.2016 Kondratyuk S., Lókös, L., 161839 KoLRI 040064	161839			
<b><i>Protoparmeliopsis kopachevskae</i></b>	South Korea, Ulleung-do, 10.07.2016 Kondratyuk S., Lókös, L., 161836 KoLRI 040061	161836			
<b><i>Protoparmeliopsis kopachevskae</i></b>	South Korea, Ulleung-do, 11.07.2016 Kondratyuk S., Lókös, L., 161986 KoLRI 040224	161986			
<b><i>Protoparmeliopsis kopachevskae</i></b>	South Korea, Ulleung-do, 11.07.2016 Kondratyuk S., Lókös, L., 162029 KoLRI 040267	162029			
<b><i>Protoparmeliopsis kopachevskae</i></b>	South Korea, Ulleung-do, 11.07.2016 Kondratyuk S., Lókös, L., 162038 KoLRI 040276	162038			
<i>Protoparmeliopsis macrocyclos</i>	Arup and Grube 2000	AF159933			
<i>Protoparmeliopsis muralis</i>	Arup and Grube 2000	AF159922			

Taxon	Voucher/reference	ITS1/2	mtSSU	RPB2	RPB1
<i>Protoparmeliopsis muralis</i>	Crespo <i>et al.</i> 2004		AH013686		
<i>Protoparmeliopsis muralis</i>	SK 765, Kondratyuk <i>et al.</i> 2015		KP059054		
<i>Protoparmeliopsis muralis</i>	Miadlikowska <i>et al.</i> 2014		KJ766466	KJ766943	
<i>Protoparmeliopsis muralis</i>	Leavitt <i>et al.</i> 2016	KU935052		KU935051, KU935052	KU935305, KU935306, KU935307
<i>Protoparmeliopsis muralis</i>	Schmull <i>et al.</i> 2011			HQ660523	
<i>Protoparmeliopsis peltata</i>	Barak <i>et al.</i> 2016	KX550109			
<i>Protoparmeliopsis peltata</i>	Arup and Grube 2000	AF159925			
<i>Protoparmeliopsis peltata</i>	Zhou <i>et al.</i> 2004 (unpubl.)	AY509803			
<i>Protoparmeliopsis peltata</i>	Zhou <i>et al.</i> 2006	AY530887			
<i>Protoparmeliopsis peltata</i>	Leavitt <i>et al.</i> 2016			KU935155, KU935157, KU935158	KU935397, KU935405, KU935409, KU935410
<i>Protoparmeliopsis peltata</i>	Zhao <i>et al.</i> 2016		KT453860	KT453925, KT453926, KT453927	
<i>Protoparmeliopsis zarei</i>	SK 480, SK 481, Kondratyuk <i>et al.</i> 2015	KP059048, KP059049	KP059055, KP059056		
<i>Psorinia conglomerata</i>	Kistenich <i>et al.</i> 2018	MG926012	MG926914		
<i>Pycnora praestabilis</i>	Miadlikowska <i>et al.</i> 2014		KJ766478		KJ766886
<i>Pycnora sorophora</i>	Voglmayr <i>et al.</i> 2018	MH468790		MH468793	MH468797
<i>Pycnora sorophora</i>	Bendiksby and Timdal 2013	KF360404, KF360406	KF360438, KF360441, KF360442		
<i>Pycnora sorophora</i>	Mark <i>et al.</i> 2016	KX132977			
<i>Pycnora sorophora</i>	Wedin <i>et al.</i> 2005		AY853338		
<i>Pycnora xanthococca</i>	Bendiksby and Timdal 2013	KF360412			
<i>Pycnora xanthococca</i>	Wedin <i>et al.</i> 2005		AY853339		
<i>Pyrrhospora quernea</i>	Ekman and Tønsberg 2002	AF517930			



Taxon	Voucher/reference	ITS1/2	mtSSU	RPB2	RPB1
<i>Pyrrhospora querneae</i>	Lumbsch <i>et al.</i> 2004		AY300908		
<i>Pyrrhospora querneae</i>	Andersen and Ekman 2005		AY567712		
<i>Ramalinora glaucolivida</i>	LaGreca and Lumbsch 2001	AF249906			
<i>Ramalinora glaucolivida</i>	Lumbsch <i>et al.</i> 2004		HM441297		
<i>Ramboldia brunneocarpa</i>	Kalb <i>et al.</i> 2008	EU075542	EU075528		
<i>Ramboldia petraeoides</i>	Kalb <i>et al.</i> 2008	EU075545	EU075531		
<i>Ramboldia petraeoides</i>	Resl <i>et al.</i> 2015	KR017140			
<i>Ramboldia russula</i>	Singh <i>et al.</i> 2015	KP822307	KP822522		
<i>Ramboldia russula</i>	Singh <i>et al.</i> 2015	KP822308			
<i>Ramboldia sanguinolenta</i>	Kalb <i>et al.</i> 2008	EU075548	EU075534		
<i>Ramboldia sanguinolenta</i>	Zhao <i>et al.</i> 2016				KT453920
<i>Ramboldia stuartii</i>	Kalb <i>et al.</i> 2008	EU075549	EU075535		
<i>Ramboldia stuartii</i>	Singh <i>et al.</i> 2015	KP822309	KP822523		
<i>Rhizoplaca haydenii</i>	Leavitt <i>et al.</i> 2011	HM577302			
<i>Rhizoplaca haydenii</i>	Zhao <i>et al.</i> 2016		KT453857		
<i>Rhizoplaca haydenii</i>	Leavitt <i>et al.</i> 2016			KU935113, KU935114, KU935115	KU935352, KU935353
<i>Rhizoplaca idahoensis</i>	Leavitt <i>et al.</i> 2013				JX948310
<i>Rhizoplaca idahoensis</i>	Leavitt <i>et al.</i> 2016				KU935367
<i>Rhizoplaca melanophthalma</i>	Leavitt <i>et al.</i> 2013	JX948232			
<i>Rhizoplaca melanophthalma</i>	Arup <i>et al.</i> 2007		DQ787352		
<i>Rhizoplaca melanophthalma</i>	Leavitt <i>et al.</i> 2013			JX948361, JX948363, JX948365	
<i>Rhizoplaca novomexicana</i>	Leavitt <i>et al.</i> 2011	HM577357			
<i>Rhizoplaca novomexicana</i>	Leavitt <i>et al.</i> 2016	KU934693, KU934697		KU935134, KU935135, KU935137	
<i>Rhizoplaca novomexicana</i>	Leavitt <i>et al.</i> 2013			JX948345, JX948346, JX948347	

Taxon	Voucher/reference	ITS1/2	mtSSU	RPB2	RPB1
<i>Rhizoplaca novomexicana</i>	Zhao <i>et al.</i> 2016		KT453824		
<i>Rhizoplaca parilis</i>	Leavitt <i>et al.</i> 2013	JX948227		JX948351, JX948352, JX948353	JX948311, JX948312
<i>Rhizoplaca parilis</i>	Leavitt <i>et al.</i> 2016				KU935393
<i>Rhizoplaca parilis</i>	Zhao <i>et al.</i> 2016		KT453859		
<i>Rhizoplaca polymorpha</i>	Leavitt <i>et al.</i> 2011	HM577325			
<i>Rhizoplaca polymorpha</i>	Leavitt <i>et al.</i> 2013			JX948367, JX948368, JX948369	
<i>Rhizoplaca polymorpha</i>	Leavitt <i>et al.</i> 2016			KU935159	
<i>Rhizoplaca porteri</i>	Leavitt <i>et al.</i> 2011	HM577381			
<i>Rhizoplaca porteri</i>	Leavitt <i>et al.</i> 2013	JX948228		JX948375, JX948377, JX948379	JX948412
<i>Rhizoplaca porteri</i>	Zhao <i>et al.</i> 2016		KT453860		
<i>Rhizoplaca shushanii</i>	Leavitt <i>et al.</i> 2011	HM577293, HM577294			
<i>Rhizoplaca shushanii</i>	Zhao <i>et al.</i> 2016		KT453862		
<i>Rhizoplaca shushanii</i>	Leavitt <i>et al.</i> 2013			JX948372, JX948373, JX948374	
<i>Scoliciosporum chlorococcum</i>	Kelly <i>et al.</i> 2011	FR799323			
<i>Scoliciosporum intrusum</i>	Ekman <i>et al.</i> 2008				AY576391
<i>Scoliciosporum intrusum</i>	Andersen 2004 (unpubl.)				AY756397
<i>Scoliciosporum schadeanum</i>	Miadlikowska <i>et al.</i> 2014		KJ766492		
<i>Scoliciosporum umbrinum</i>	Grube <i>et al.</i> 2004	AY541277			
<i>Sedelnikovaea baicalensis</i>	SK A13, Kondratyuk <i>et al.</i> 2014a	KP059050	KP059057		
<i>Sedelnikovaea baicalensis</i>	SK 776, Kondratyuk <i>et al.</i> 2014a	KP059051	KP059058		
<i>Sedelnikovaea baicalensis</i>	SK A18, Kondratyuk <i>et al.</i> 2014a		KP059059		

Taxon	Voucher/reference	ITS1/2	mtSSU	RPB2	RPB1
<i>Sedelnikovaea baicalensis</i>	SK A42, China, Inner Mongolia, Xilin county, Mountain, 43°36.272' N, 116°43.242'E, 1260 m alt., on rock, 10.viii.2009 J.-S. Hur & X.Y. Wang CH090352 (KoLRI 010966)	SK A42	SK A42		
<i>Sedelnikovaea baicalensis</i>	SK A44, China, Inner Mongolia, Xilin county, Mountain, 43 36'272'' N, 116 43'242''E, 1260 m alt., on rock, 10.viii.2009 J.-S. Hur & X.Y. Wang CH090347 (KoLRI 010961)	SK A44	SK A44		
<i>Sedelnikovaea marginalis</i>	Leavitt <i>et al.</i> 2016	KU934655, KU934654		KU935123, KU935122	KU935370, KU935369
<i>Sedelnikovaea marginalis</i>	Zhao <i>et al.</i> 2016	KT453732			KT453901
<i>Sedelnikovaea pseudogyrophorica</i>	SK A01, China, Liaoning province, 26.07.2012 Oh S.-O., Hur J.-S., CH120041 (KoLRI 016651)	SK A01	SK A01		
<i>Sedelnikovaea pseudogyrophorica</i>	SK A11, China, Liaoning province, 26.07.2012 Oh S.-O., Hur J.-S., CH120041 (KoLRI 016651)	SK A11	SK A11		
<i>Sedelnikovaea subdiscrepans</i>	Zhou <i>et al.</i> 2004 (unpubl.)	AY509789			
<i>Sedelnikovaea subdiscrepans</i>	Cao <i>et al.</i> 2015	KP226212			
<i>Sedelnikovaea subdiscrepans</i>	Leavitt <i>et al.</i> 2011	HM577232			
<i>Sedelnikovaea subdiscrepans</i>	Zhou <i>et al.</i> 2004 (unpubl.)	KU934905			
<i>Sedelnikovaea subdiscrepans</i>	Leavitt <i>et al.</i> 2016	KU934881, KU934882, KU934899		KU935177, KU935183, KU935185, KU935187, KU935189	KU935437, KU935435, KU935433, KU935431, KU935418

Taxon	Voucher/reference	ITS1/2	mtSSU	RPB2	RPB1
<i>Sedelnikovaea subdiscrepans</i>	Zhao <i>et al.</i> 2016			KT453933	KT453900
<i>Straminella bullata</i>	Crespo <i>et al.</i> 2004 (sub <i>Rhizoplaca bullata</i> )		AY464070		
<i>Straminella burgaziae</i>	Pérez-Ortega <i>et al.</i> 2010	GU480117, GU480118			
<i>Straminella conizaeoides</i>	Arup and Grube 2000	AF189717			
<i>Straminella conizaeoides</i>	Miadlikowska <i>et al.</i> 2014			KJ766955, KJ766956	KJ766862
<i>Straminella conizaeoides</i>	Shaheen 2017 (unpubl.)	MG554661			
<i>Straminella maheui</i>	Leavitt <i>et al.</i> 2016	KU934649, KU934651, KU934653		KU935117, KU935119, KU935121	KU935368
<i>Straminella varia</i>	Grube and Arup 1999 (unpubl.)	AF070021			
<i>Straminella varia</i>	Grube and Arup 1999 (unpubl.)	AF070027			
<i>Straminella varia</i>	Grube and Arup 1999 (unpubl.)	AF070028			
<i>Straminella varia</i>	Mark <i>et al.</i> 2016	KX133000			
<b><i>Straminella varia</i></b>	SK C92, Ukraine, Krym, Novy Svit, 2013 Kondratyuk S. 21325 (KW-L)	SK C92	SK C92		
<i>Tephromela atra</i>	Grube <i>et al.</i> 2004	AY541279			
<i>Tephromela atra</i>	Miadlikowska <i>et al.</i> 2006			DQ992450, DQ992451, DQ992452	DQ986834, DQ986835
<i>Tephromela atra</i>	Ekman <i>et al.</i> 2008				AY756428
<i>Tylothallia biformigera</i>	Ekman 2001	AF282077			
<i>Tylothallia biformigera</i>	Kistenich <i>et al.</i> 2018		MG925946	MG926304	MG926226
<b><i>Verseghya klarae</i></b>	South Korea, Gangwon-do, Jeongseong-gun, 10.07.2015 Kondratyuk S. (SK-90), Lókös, L. 150855 KoLRI 034088	034088	034088		

Taxon		ITS1/2	mtSSU	RPB2	RPB1
<i>Versegghya klarae</i>	South Korea, Gangwon-do, Jeongseong-gun, 10.07.2015 Lőkös, L., Kondratyuk, S., 150889 KoLRI 034122	034122	034122		
<i>Versegghya klarae</i>	South Korea, Gangwon-do, Jeongseong-gun, 10.07.2015 Lőkös, L., Kondratyuk, S., 150890 KoLRI 034123	034123	034123		
<i>Versegghya</i> sp.	Isolate JM 10608, Guzow-Krzeminska <i>et al.</i> 2017	MG076967			
<i>Versegghya thysanophora</i>	Guzow-Krzeminska <i>et al.</i> 2017	KY586042			
<i>Versegghya thysanophora</i>	Malíček <i>et al.</i> 2017		KY502440, KY502442, KY502444		
<i>Versegghya thysanophora</i>	Lendemer and Hodkinson 2013		KC184000, KC184024		
<i>Versegghya thysanophora</i>	Miadlikowska <i>et al.</i> 2014		KJ766422		