


Title	表紙・目次
Author(s)	
Citation	PUBLICATIONS OF THE SETO MARINE BIOLOGICAL LABORATORY (1992), 35(6)
Issue Date	1992-11-30
URL	<a href="http://hdl.handle.net/2433/176215">http://hdl.handle.net/2433/176215</a>
Right	
Type	Others
Textversion	publisher

ISSN 0037-2870

KYOTO UNIVERSITY


PUBLICATIONS  
OF THE SETO MARINE  
BIOLOGICAL LABORATORY

VOL. 35, NO. 6



PUBLISHED BY THE LABORATORY  
SHIRAHAMA, WAKAYAMA, JAPAN

NOVEMBER 1992



**PUBLICATIONS OF THE SETO MARINE BIOLOGICAL LABORATORY**

**EDITORIAL BOARD**

**E. Harada** (EDITOR-IN-CHARGE)

**Ch. Araga**

**S. Kubota**

**H. Tanase**

**S. Yamato**

**ADVISORY BOARD**

**K. Chinzei** (Kyoto)

**H. Kawanabe** (Kyoto)

**M. Morisawa** (Tokyo)

**M. Yoneda** (Kyoto)

**T. Hidaka** (Kyoto)

**Y. Koshida** (Osaka)


**Y. Tezuka** (Otsu)

All communications intended for the "Publications" should be addressed to the Editorial Board, Seto Marine Biological Laboratory, Shirahama, Wakayama, 649-22, Japan

KYOTO UNIVERSITY

PUBLICATIONS  
OF THE SETO MARINE  
BIOLOGICAL LABORATORY

Volume 35



PUBLISHED BY THE LABORATORY  
SHIRAHAMA, WAKAYAMA, JAPAN  
1991/1992

## CONTENTS

### NOS. 1/3 (March 1991)

1. **Ho, J.-S.:** Two species of chondracanthid copepods (Poecilostomatoidea) parasitic on commercial fishes in the Pacific. .... 1
2. **Kubota, S.:** Second finding of *Stylactaria piscicola* (Komai, 1932) comb. nov. (Hydrozoa: Hydractiniidae) from off Atsumi Peninsula, Japan. .... 11
3. **Kubota, S.:** Taxonomic notes on polyp and medusa of *Sarsia nipponica* Uchida (Hydrozoa: Corynidae) from the type locality in Japan. .... 17
4. **Nishikawa, T.:** The ascidians of the Japan Sea. II. .... 25
5. **Harada, E.:** Inventory of zoological type specimens in the museum of the Seto Marine Biological Laboratory. .... 171

### NOS. 4/5 (March 1992)

6. **Grygier, M.J.:** Laboratory rearing of ascothoracidan nauplii (Crustacea: Maxillopoda) from plankton at Okinawa, Japan. .... 235
7. **Tanaka, O. & Omori, M.:** Additional report on calanoid copepods from the Izu Region. Part 6. Phaennidae. .... 253
8. **Kearn, G.C.:** Mating in the capsalid monogenean *Benedenia seriolae*, a skin parasite of the yellowtail, *Seriola quinqueradiata*, in Japan. .... 273
9. **Yamato, S.:** A new species of *Podocerus* (Amphipoda: Podoceridae) from the carapace of a loggerhead sea turtle in Japan. .... 281
10. **Nakabo, T., Ikeda, H. & Araga, C.:** The female of a rare dragonet (Teleostei: Callionymidae) from Japan with comments on its synonymy. ... 289
11. **Ohtsuka, S.:** Calanoid copepods collected from the near-bottom in Tanabe Bay on the Pacific coast of the middle Honshu, Japan. IV. Pseudocyclopiidae. .... 295

### NO. 6 (November 1992)

12. **Nishikawa, T.:** The ascidians of the Japan Sea. III. .... 303
13. **Kobayashi, N.:** Spawning periodicity of sea urchins at Seto IV. *Hemicentrotus pulcherrimus*. .... 335
14. **Kearn, G.C., Ogawa, K. & Maeno, Y.:** The oncomiracidium of *Heteraxine heterocerca*, a monogenean gill parasite of the yellowtail *Seriola quinqueradiata*. .... 347
15. **Kearn, G.C., Ogawa, K. & Maeno, Y.:** Egg production, the oncomiracidium and larval development of *Benedenia seriolae*, a skin parasite of the yellowtail, *Seriola quinqueradiata*, in Japan. .... 351

16. <b>Wada, K.:</b> Temporal change in density and size structure of the sea cucumber <i>Polycheira rufescens</i> inhabiting the intertidal boulder beach at Hatakejima Island, Tanabe Bay, central Japan. ....	363
17. <b>Kubota, S. &amp; Takashima, Y.:</b> Redescription of <i>Sarsia japonica</i> (Nagao) (Hydrozoa: Corynidae) from Hokkaido, Japan. ....	371
18. <b>Kubota, S.:</b> Chromosome number of a bivalve-inhabiting hydroid, <i>Eugymnanthea japonica</i> (Leptomedusae: Eirenidae) from Japan. ....	383
Bioassay data for marine pollution using sea urchin eggs, 1984 to 1989 .....	387

## INSTRUCTIONS TO AUTHORS

**The Publications of the Seto Marine Biological Laboratory** (referred to as the Publications hereafter) are issued regularly by the Seto Marine Biological Laboratory of Kyoto University to contribute to the advancement of marine biology and related sciences. The Publications publishes the scientific papers on marine biology related to Japanese and Indo-Pacific waters, especially those on taxonomy, morphology and biology and particularly those recording works done at the Laboratory.

Submitted papers must not have been published, or be under consideration for publication, elsewhere in any language and will be reviewed by suitably qualified referees. Papers are unlikely to be accepted if it is judged that insufficient care and attention has been paid to wildlife conservation and to the humane treatment of animals.

Manuscripts should be submitted in a strong envelope to the editorial board at the following address:

Seto Marine Biological Laboratory,  
Shirahama, Nishimuro, Wakayama 649-22,  
Japan.

**Authors** are requested to write their papers in English (either British or American) as concisely as possible and to comply with the following instructions. They are reminded that the final text of the accepted paper should also be provided on a 3.5 inch floppy disc (see below).

Two copies of the typescript and the illustrations should be provided on initial submission. Copies of large illustrations should be reduced to A4 size.

All pages of the manuscript should be numbered consecutively throughout and should carry the name of the author or of the first author. The text should be double-spaced throughout on one side of A4 white paper, leaving ample margins all round. Right-justification must not be applied. Do not make indentations, except at the beginning of each paragraph; do not centre the title, the by-lines and the headings. No designation of letter style should be made, except that scientific names of species should be underlined or in italic type. Do not insert a blank line between paragraphs; insert a blank line only between sections and subsections.

The approximate position of each text-figure and table should be indicated in the left margin of the final manuscript.

Unsatisfactory typescripts and inappropriate figures and tables will be returned to the author for correction.

**Abridged title for running head:** not more than 50 characters, all capitals.

**Title of the paper:** capitalize the first and last words and all other words that are normally capitalized.

**Abstract:** not more than 300 words (approximately 15 printed lines), expressing concisely your hypothesis, the approach you adopted, your conclusions, and your assessment of their significance.

**Key words:** not more than 10 items.

**Headings:** headings for sections should be serially numbered as "0. Abstract", "1. Introduction" and so on, and headings of lower orders as "2-2", "3-3", etc. These numbers will not be printed.

**References:** write all the authors, the full title of the paper and the title of the journal, each starting on a new line. The journal's own recommended abbreviation may be used or the journal titles can be given in full throughout.

**Tables:** type each on a separate sheet of paper, preferably of A4 size. Tables that cover more than 2 printed pages in width are not acceptable.

**Figures:** original drawings of each text-figure should be arranged in appropriate groupings and attached on one side of a piece of white cardboard or any white stiff paper, not smaller than B5 (ca. 18 cm × 25 cm) and not larger than A3 in size. The maximum printing size of a text-figure is 14 cm

wide by 20 cm deep. Careful consideration should be given to the thickness of lines, the size of letters and the spacing of drawings and photographs. Scale bars should be added to all descriptive drawings, micrographs and maps. Text-figures that are deep and much narrower than the printed page are not recommended.

**Manuscript disc.** The manuscript must be provided on a floppy disc after the paper has been accepted. Do not send the disc when submitting the initial manuscript, since the disc will probably need to be amended after refereeing. The floppy disc must contain only the file of the manuscript, and nothing else. The disc should be labelled with the name of the author and the name of the manuscript file, together with the names of the machine and wordprocessor programme used.

**Proofs and reprints.** Paged galleys only will be sent to the author for correction. The author must retain a hard copy of the final manuscript and a copy of the manuscript disc. Only the original drawings and the disc are returned to the author after publication of the issue, although it cannot be guaranteed that the file on the disc will be as originally written.

Fifty reprints will be provided free of charge. Extra copies may be purchased from the printer if ordered when the proofs are returned.

For further guidance and details, authors are advised to examine the latest issue of the Publications or the style of the sample manuscript.



**PUBLICATIONS OF THE SETO MARINE  
BIOLOGICAL LABORATORY**

Volume 31

- Nos. 1/2 (Articles 1 to 5) .....issued on March 25, 1986  
Nos. 3/6 (Articles 6 to 12) .....issued on November 29, 1986

Volume 32

- Nos. 1/3 (Articles 1 to 5) .....issued on August 10, 1987  
Nos. 4/6 (Articles 6 to 12).....issued on December 26, 1987

Volume 33

- Nos. 1/3 (Articles 1 to 5) .....issued on August 20, 1988  
Nos. 4/6 (Articles 6 to 8) .....issued on December 28, 1988

Volume 34

- Nos. 1/3 (Articles 1 to 5) .....issued on August 31, 1989  
Nos. 4/6 (Articles 6 to 10) .....issued on August 31, 1990

Volume 35

- Nos. 1/3 (Articles 1 to 5) .....issued on March 31, 1991  
Nos. 4/5 (Articles 6 to 11).....issued on March 31, 1992

---

平成4年11月25日印刷  
平成4年11月30日発行

**非売品**

編集・発行 京都大学理学部附属  
瀬戸臨海実験所

649-22 和歌山県西牟婁郡白浜町  
電話 (0739) 42-3 5 1 5

印刷 日本印刷出版株式会社

553 大阪市福島区吉野1丁目2-7  
電話 (06) 441-6 5 9 4

---

PUBLICATIONS OF THE SETO MARINE BIOLOGICAL LABORATORY

VOL. 35, NO. 6 (1992)

CONTENTS

<i>Article</i>	<i>Page</i>
12. <b>Nishikawa, T.:</b> The ascidians of the Japan Sea. III. ....	303
13. <b>Kobayashi, N.:</b> Spawning periodicity of sea urchins at Seto IV. <i>Hemicentrotus pulcherrimus</i> .....	335
14. <b>Kearn, G.C., Ogawa, K. &amp; Maeno, Y.:</b> The oncomiracidium of <i>Heteraxine heterocerca</i> , a monogenean gill parasite of the yellowtail <i>Seriola</i> <i>quinqueradiata</i> . ....	347
15. <b>Kearn, G.C., Ogawa, K. &amp; Maeno, Y.:</b> Egg production, the onco- miracidium and larval development of <i>Benedenia seriolae</i> , a skin parasite of the yellowtail, <i>Seriola quinqueradiata</i> , in Japan. ....	351
16. <b>Wada, K.:</b> Temporal change in density and size structure of the sea cucumber <i>Polycheira rufescens</i> inhabiting the intertidal boulder beach at Hatakejima Island, Tanabe Bay, central Japan. ....	363
17. <b>Kubota, S. &amp; Takashima, Y.:</b> Redescription of <i>Sarsia japonica</i> (Nagao) (Hydrozoa: Corynidae) from Hokkaido, Japan. ....	371
18. <b>Kubota, S.:</b> Chromosome number of a bivalve-inhabiting hydroid, <i>Eugymnanthea japonica</i> (Leptomedusae: Eirenidae) from Japan. ....	383
<b>Bioassay data for marine pollution</b> using sea urchin eggs, 1984 to 1989. ....	387