

— City of —
PICKERING

2022
Current
Budget Summary



As Approved by Council - March 28, 2022

City of Pickering

2022 Approved Current Budget Summary

Table of Contents

	Department	Page
Introduction & Budget Summaries		1
Office of the Chief Administrative Officer		9
Office of the CAO-Admin	10000	18
Customer Care Centre	10005	20
Public Affairs & Corp. Comm.	10010	21
City Development		22
City Development-Admin	10100	31
Planning	10105	32
Building Services	10110	34
Sustainability	10115	36
Committee of Adjustment	10120	38
Heritage Pickering	10125	39
Community Services		40
Culture & Recreation - Admin	10200	53
Civic Centre	10240	55
Senior Citizens Centre	10245	56
Programs	10205	58
Dunbarton Pool	10210	60
Don Beer Arena	10215	61
Community Centres	10220	63
Recreation Complex-Central Core	10225	65
Recreation Complex-Pool	10230	67
Recreation Complex-Arenas	10235	68
Museum	10250	70
Pickering Art Centre	10255	72
Operations		73
Operations - Admin	10325	82
Public Works - Admin	10300	83
Property Maintenance	10305	84
Fleet Services	10310	86
Roads	10315	87
Parks	10320	89
Corporate Services		91
Information Technology	10405	98
Legal Services	10400	99
Clerks Office	10410	100
Records Management & Elections	10415	101

City of Pickering

2022 Approved Current Budget Summary

Table of Contents

Print Shop/ Mail Room	10420	102
By-Law	10425	103
Animal Services	10430	104
Engineering Services		106
Engineering Services-Admin	10500	112
Crossing Guards	10505	114
Water Resources & Development Services	10510	115
Sidewalks	10515	117
Streetlights	10520	118
Finance		119
Finance	10600	125
Supply & Services	10605	127
Fire Services		128
Fire Protection	10700	134
Emergency Operations	10705	136
Human Resources		137
Human Resources	10800	141
Health & Safety	10805	142
Libraries		143
Library	10900	146
General Government	11100	148
Appendix A		175

2022 Approved Current & Capital Budget

Council approved the Draft 2022 Current and Capital Budgets at its March 28, 2022 Council meeting. Overall, the 2022 Current and Capital Budgets ensure that Pickering's strong financial position is maintained and our residents continue to receive the programs and services they value.

The total 2022 tax increase to the City's net budget is 1.79 percent. When combined with the proposed increase for Durham Region and Education, the overall tax increase is 1.98 percent (based on a Durham Region increase of 2.60 percent).

The 2022 budget includes the impact of decisions made in previous years such as the annualized impact of service adjustments (winter control) and operating costs for previously approved capital works to provide new infrastructure as the City grows such as new vehicles, equipment and parks. Also included are costs associated with the assumption of new subdivisions such as roads, street lighting and street trees.

The 2022 City Budget is based on the premise that the omicron COVID-19 variant would impact City operations for the first two months of the year. The month of March is currently being viewed as a transitional month back to a new modified normal. Over the last two years, operating under the COVID-19, environment, the lessons learned is that it is important to have financial flexibility and strength to accommodate these unforeseen twists and turns. Hopefully, this is the last year, whereby the City's budget will reflect to some degree, the financial impact of COVID-19.

City of Pickering
2022 Approved Budget
As of March 28, 2022

	2021 <u>Budget</u>	Increase <u>(Decrease)</u>	2022 <u>Approved Budget</u>	
1 City Revenues	(\$40,667,304)	(\$9,379,101)	(\$50,046,405)	-12.87%
2 Casino Gaming Revenues	(4,000,000)	(4,250,000)	(8,250,000)	-5.83%
3 Supplementary Tax Revenues	(300,000)	(200,000)	(500,000)	-0.27%
4 2022 Assessment Growth	0	(1,900,600)	(1,900,600)	-2.61%
5 Sub Total Lines (1 to 4)	(\$44,967,304)	(\$15,729,700)	(\$60,697,005)	-21.58%
6 City Expenditures	\$117,416,440	\$11,543,418	\$128,959,857	15.84%
7 Transfer to Casino Reserve	4,000,000	4,250,000	8,250,000	5.83%
8 Capital From Current	731,660	(92,660)	639,000	-0.13%
9 Sub Total (Lines 6 to 8)	\$122,148,100	\$15,700,758	\$137,848,857	21.54%
10 Net City (Lines 5 Minus 9)	\$77,180,795	(28,943)	\$77,151,852	-0.04%
<u>One-Time Funding</u>				
11 Rate Stabilization Reserve	(1,500,000)		(1,500,000)	
12 Phase 1 Safe Restart Fund.	(1,969,100)	1,969,100	0	2.70%
13 Phase 2 Safe Restart Fund.	(833,000)	833,000	0	1.14%
14 Covid-19 Recovery Fund				
Grant Received on March 4, 2021		(1,598,618)	(1,598,618)	-2.19%
15 Sub Total (Lines 11 to 14)	(\$4,302,100)	\$1,203,482	(\$3,098,618)	1.65%
16 Base Budget (L10 Minus 15)	\$72,878,695	\$1,174,539.21	\$74,053,234	1.61%
<u>Growth Related Increases</u>				
17 4 Seaton Fire Fighters (Sept 1st - Hiring Date)		130,000	130,000	0.18%
18 Recommended Budget		\$1,304,539	\$74,183,234	1.79%

The 2022 Draft Budget was revised to reflect the deferral of the City Centre project to 2023.

Key Budget 2022 Highlights

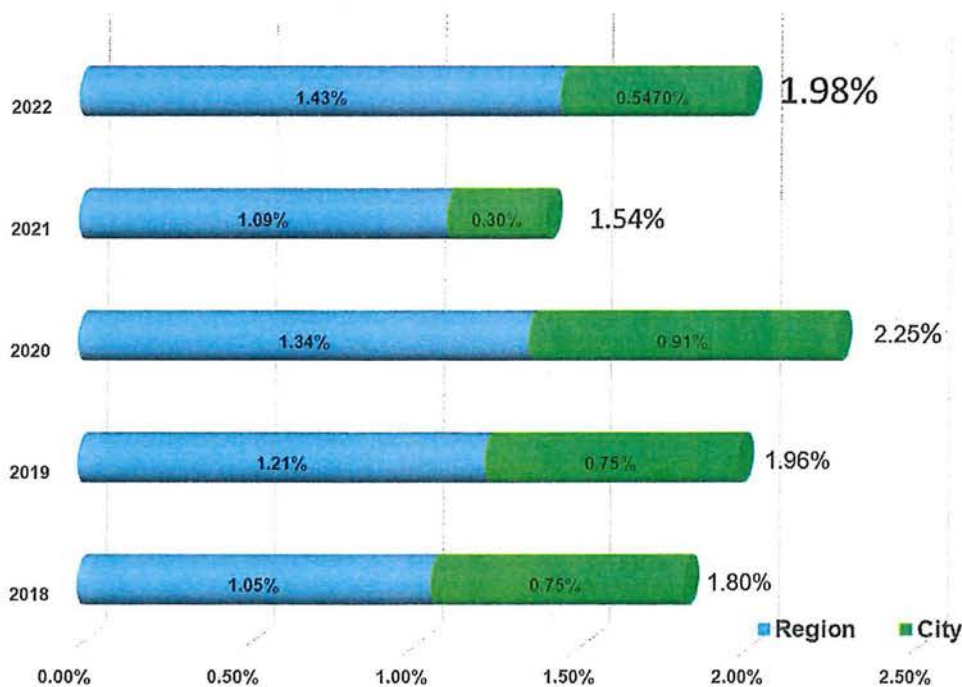
Senior staff are proud that in a challenging pandemic environment, we are providing a budget that meets the current needs of our community while also providing a variety of enhancements in a fiscally responsible way. In this way, the 2022 Budget keeps property taxes affordable and provides the following benefits to our residents and community:

- Increase in seniors property tax grant from \$450 to \$525.
- Funding for the construction of the new Animal Shelter (\$8.830 million).
- Funding for the Digital Readiness Assessment and Service Modernization Strategy (\$180,000).
- Funding for evening Canada Day Event (\$107,000).
- Funding for accessible upgrades to playground equipment in select playgrounds (\$60,000).
- Funding to introduce three new additional outdoor ice rinks in Pickering.
- Additional hours (2,511) for By-law enforcement to provide coverage for waterfront and park areas from mid-May to Labour Day for evenings, weekends and statutory holidays.
- Dedicated waterfront parking enforcement for paid waterfront parking lots.
- Additional staffing for City's IT infrastructure (three full time and two contract positions).
- An increase of four positions for front line firefighting staff (Seaton).
- Continuation of funding for Mechanical harvesting of Eurasian Water-Milfoil weeds in Frenchman's Bay (\$100,000).

Impact of Budget Levy Increases on Residential Property Taxes

The approved 1.79 percent budget levy increase translates to a 0.547 percent on the City Share of the total residential tax bill as shown below. The overall increase is projected to be 1.98 percent based on a forecasted Durham Region increase of 2.60 percent.

Budget Levy Increases on the Total Residential Property Tax Bill

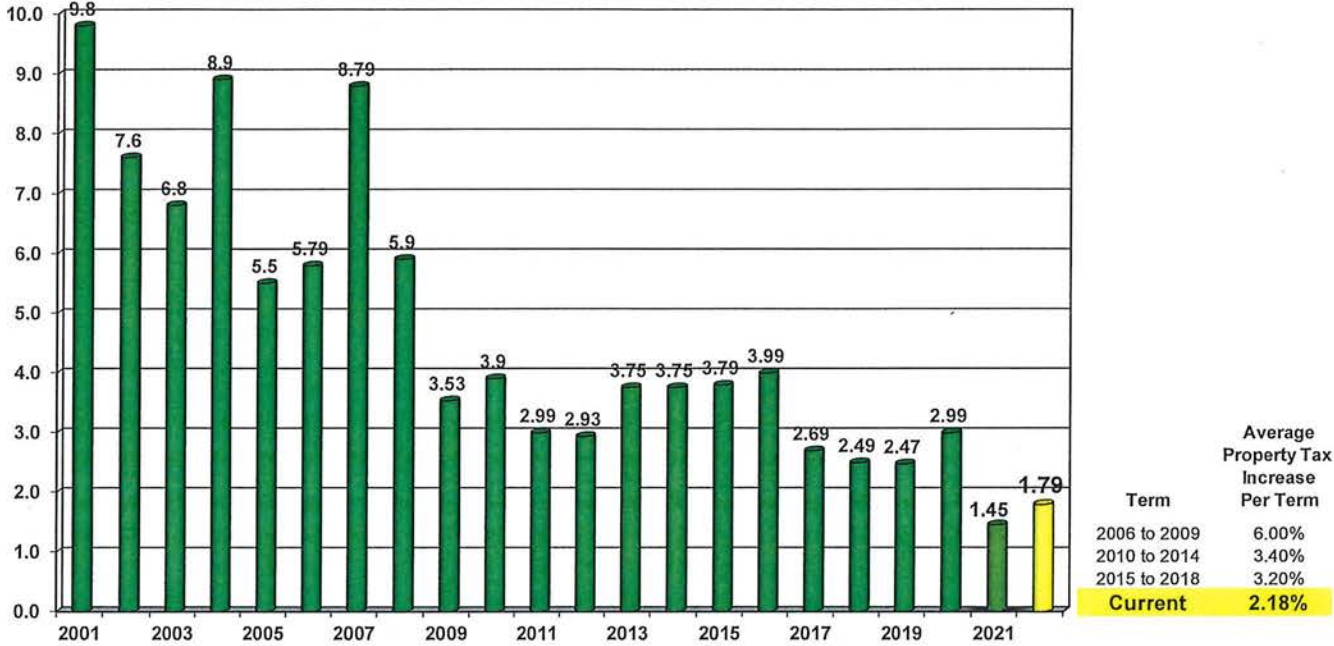


As the above graph reflects, the City share is slightly higher for 2022 in contrast to earlier years. The 2022 overall increase is substantially below the current rate of inflation.

Budgetary Levy Increases 2000 to 2022

In 2000, Pickering Council approved a zero percent increase and since then the budget levy increases have ranged from 9.8 percent to 1.45 percent excluding the approved 2022 budget levy increase. The approved levy increase of 1.79 percent is the second lowest increase in over twenty years. It is interesting to note, that the average levy increase for the current term, is the lowest over the last twenty years.

Budget Levy Increases (%) 2001 to 2022




The table below provides a summary of the financial impact of the approved 2022 budget levy increase based on various residential assessment values.

Table One
Financial Impact of Budget Increase over 2021
City Share of Property Taxes

Residential Assessment	\$100,000	\$530,000	\$612,000
Increase (Over 2021)	\$5.91	\$31.32	\$36.17

The Municipal Property Assessment Corporation or MPAC has identified that the average assessment value for a Pickering residential property for 2022 is \$530,000. The average residential assessment value is based on all types of housing structures that includes: single detached, semi-detached, townhouses and condominiums. (MPAC uses a market valuation date of January 1, 2016 to determine assessment values. The market valuation date represents the theoretical value of a property as determined between a willing buyer and seller from an “arm’s length transaction” perspective.) Using the \$530,000 assessment value, a Pickering resident would pay an additional \$31.32 for the Pickering share of property taxes or \$2.61 per month.

Average Daily Cost of Municipal Services: \$5.64*

23.56% Fire Services	\$1.33	20.25% Roads	\$1.14	7.62% Library	\$0.43	8.13% Parks & Property	\$0.46
							
5.32% Debt Services	\$0.30	5.90% Community & Rec. Centres	\$0.33	5.57% Corporate Services	\$0.31	4.24% Culture & Recreation - Other	\$0.24
							
0.05% City Development	\$0.00	1.47% Mayor, Council & Council Support	\$0.08	1.35% Streetlights	\$0.08	1.31% Recreation Programs	\$0.07
							
0.68% Animal Services	\$0.04	0.60% Customer Care	\$0.03	0.92% Museum	\$0.05	0.53% Crossing Guards	\$0.03
							
0.93% Arenas	\$0.05	0.32% Community Grants	\$0.02	0.62% By-law Services	\$0.03	10.63% All Other Areas	\$0.60
							

* Calculated based on the average assessed value of \$612,000 for a residential property.

**City of Pickering
2022 Approved Budget**

Departmental Expenditure

	2021 Approved Budget	Increase (Decrease)	2022 Approved Budget	%Change 2022 Budget vs. 2021 Budget
10000 Office of the CAO - Admin	\$1,940,488	(\$145,431)	\$1,795,057	-7.49%
10005 Customer Care Centre	499,047	(16,589)	482,458	-3.32%
10010 Public Affairs & Corp. Comm.	919,327	327,726	1,247,053	35.65%
10100 City Development - Admin	780,934	471,187	1,252,121	60.34%
10105 Planning	4,754,581	157,712	4,912,293	3.32%
10110 Building Services	2,122,778	42,406	2,165,184	2.00%
10115 Sustainability	1,062,469	(214,860)	847,609	-20.22%
10120 Committee of Adjustment	10,071	921	10,992	9.15%
10125 Heritage Pickering	16,375	1,150	17,525	7.02%
10200 Cult. & Rec. - Admin.	3,337,183	(108,758)	3,228,425	-3.26%
10240 Civic Centre	1,036,638	113,568	1,150,206	10.96%
10245 Senior Citizens Centre	659,912	(78,660)	581,252	-11.92%
10205 Programs	1,538,891	1,243,238	2,782,129	80.79%
10210 Dunbarton Pool	461,900	(13,350)	448,550	-2.89%
10215 Don Beer Arena	1,325,013	84,015	1,409,028	6.34%
10220 Community Centres	952,277	(17,967)	934,310	-1.89%
10225 Recreation Complex - Central Core	3,132,118	555,482	3,687,600	17.74%
10230 Recreation Complex - Pool	611,870	351,553	963,423	57.46%
10235 Recreation Complex - Arenas	931,961	161,733	1,093,694	17.35%
10250 Museum	1,293,328	621,820	1,915,148	48.08%
10255 Pickering Arts Centre	51,818	(51,818)	-	-100.00%
10325 Operations - Admin.	0	1,601,554	1,601,554	100.00%
10300 Public Works - Admin.	1,263,122	(80,197)	1,182,925	-6.35%
10305 Property Maintenance	1,364,913	80,105	1,445,018	5.87%
10310 Fleet Services	1,830,306	255,291	2,085,597	13.95%
10315 Roads	7,914,239	669,064	8,583,303	8.45%
10320 Parks	4,891,595	563,330	5,454,925	11.52%
10405 Information Technology	2,594,713	719,483	3,314,196	27.73%
10400 Legal Services	678,769	62,407	741,176	9.19%
10410 Clerks Office	592,058	(80,513)	511,545	-13.60%
10415 Records Management & Elections	210,365	380,467	590,832	0.00%
10420 Print Shop/Mail Room	535,506	19,851	555,357	3.71%
10425 By-law	1,648,447	231,900	1,880,347	14.07%
10430 Animal Services	657,066	39,243	696,309	5.97%
10500 Engineering Services - Admin.	3,103,031	9,574	3,112,605	0.31%
10505 Crossing Guards	396,400	28,000	424,400	7.06%
10510 Water Resources & Development Service	2,058,776	238,688	2,297,464	11.59%
10515 Sidewalks	395,590	0	395,590	0.00%
10520 Street Lights	961,136	120,644	1,081,780	12.55%
10600 Finance	4,288,216	535,521	4,823,737	12.49%
10605 Supply & Services	449,447	29,135	478,582	6.48%
10700 Fire Protection	18,199,484	723,370	18,922,854	3.97%
10705 Emergency Operations	170,283	8,696	178,979	5.11%
10800 Human Resources	1,330,662	74,890	1,405,552	5.63%
10805 Health & Safety	171,194	(1,133)	170,061	-0.66%
10900 Libraries	5,988,522	294,888	6,283,410	4.92%
TOTAL	\$89,132,819	\$10,009,336	\$99,142,155	11.23%

**City of Pickering
2022 Approved Budget**

Departmental Revenue

	2021 Approved Budget	Increase (Decrease)	2022 Approved Budget	%Change 2022 Budget vs. 2021 Budget
10000 Office of the CAO - Admin	\$398,000	(\$120,215)	\$277,785	-30.2%
10010 Public Affairs & Corp. Comm.	61,500	50,000	111,500	81.3%
10100 City Development - Admin	2,000	410,000	412,000	20500.0%
10105 Planning	2,103,000	478,995	2,581,995	22.8%
10110 Building Services	3,184,710	188,680	3,373,390	5.9%
10115 Sustainability	369,680	(136,435)	233,245	-36.9%
10200 Cult. & Rec. - Admin.	95,575	378,975	474,550	396.5%
10240 Civic Centre	352,723	1,425	354,148	0.4%
10245 Senior Citizens Centre	243,415	3,115	246,530	0.0%
10205 Programs	645,005	1,077,745	1,722,750	167.1%
10210 Dunbarton Pool	79,585	29,601	109,186	37.2%
10215 Don Beer Arena	564,545	398,165	962,710	70.5%
10220 Community Centres	92,980	97,200	190,180	104.5%
10225 Recreation Complex - Central Core	858,800	216,764	1,075,564	25.2%
10230 Recreation Complex - Pool	20,700	193,902	214,602	936.7%
10235 Recreation Complex - Arenas	414,000	356,350	770,350	86.1%
10250 Museum	424,750	731,852	1,156,602	172.3%
10325 Operations - Admin.	0	46,000	46,000	0.0%
10300 Public Works - Admin.	175,850	0	175,850	
10305 Property Maintenance	25,000	0	25,000	0.0%
10310 Fleet Services	193,000	0	193,000	0.0%
10315 Roads	264,000	118,550	382,550	44.9%
10320 Parks	153,000	39,000	192,000	25.5%
10405 Information Technology	0	261,680	261,680	
10400 Legal Services	165,000	2,510	167,510	1.5%
10410 Clerks Office	280,000	2,000	282,000	0.7%
10425 By-law	925,000	440,300	1,365,300	47.6%
10430 Animal Services	121,950	26,350	148,300	21.6%
10500 Engineering Services - Admin.	3,000	99,000	102,000	3300.0%
10510 Water Resources & Development Service:	807,000	179,935	986,935	22.3%
10600 Finance	3,291,000	275,000	3,566,000	8.4%
10700 Fire Protection	248,200	(72,200)	176,000	-29.1%
10705 Emergency Operations	150,000	0	150,000	0.0%
10800 Human Resources	230,298	(2,340)	227,958	-1.0%
10900 Libraries	211,925	36,100	248,025	17.0%
Total Revenues	\$17,155,191	\$5,808,004	\$22,963,195	33.86%

Note: The above revenue items are recorded within the Departmental Budgets for control purposes.

**City of Pickering
2022 Approved Budget**

Departmental Transfers

	2021 Approved Budget	Increase (Decrease)	2022 Approved Budget	%Change 2022 Budget vs. 2021 Budget
10000 Office of the CAO - Admin	\$357,481	(\$111,201)	\$246,280	-31.1%
10010 Public Affairs & Corp. Comm.	73,125	8,715	81,840	11.9%
10105 Planning	895,530	(67,770)	827,760	-7.6%
10115 Sustainability	25,000	0	25,000	0.0%
10200 Cult. & Rec. - Admin.	56,000	94,400	150,400	168.6%
10220 Community Centres	1,600	(1,600)	0	-100.0%
10250 Museum	8,000	2,000	10,000	25.0%
10255 Pickering Arts Centre	51,818	(51,818)	0	-100.0%
10305 Property Maintenance	30,765	34,235	65,000	111.3%
10315 Roads	0	10,000	10,000	100.0%
10320 Parks	15,000	53,900	68,900	359.3%
10325 Operations - Admin.	-	100,000	100,000	100.0%
10405 Information Technology	85,000	(85,000)	0	-100.0%
10400 Legal Services	130,320	(27,360)	102,960	-21.0%
10415 Records Management & Elections	63,964	371,111	435,075	580.2%
10500 Engineering Services - Admin.	484,060	(214,060)	270,000	-44.2%
10510 Water Resources & Development Service	294,540	7,775	302,315	2.6%
10515 Sidewalks	200,000	0	200,000	0.0%
10520 Street Lights	7,456	(4,356)	3,100	-58.4%
10600 Finance	331,765	110,035	441,800	33.2%
10800 Human Resources	0	50,100	50,100	0.0%
10805 Health & Safety	23,000	(3,000)	20,000	-13.0%
10900 Libraries	(100,000)	0	(100,000)	0.0%
Total Transfers	\$3,034,424	\$276,106	\$3,310,530	9.10%

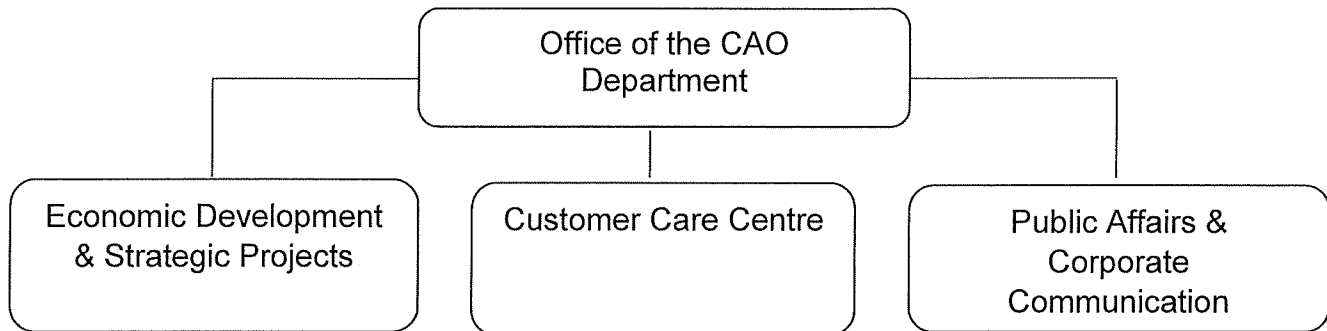
Office of the CAO Department

Overview

The Office of the Chief Administrative Officer (CAO) Department is responsible for the overall management of the municipal corporation, coordinating professional and administrative advice to City Council and implementing the decisions of Council.

The Office of the CAO Department oversees the following functions:

- Economic Development & Strategic Projects
- Customer Care Centre
- Public Affairs & Corporate Communication



Key Activities for 2022

- Coordinate City activities associated with the Durham Live development
- Confirm City Centre Project costs and funding strategy for Council consideration
- Implement City-wide education and engagement strategy on development initiatives such as Kingston Road Intensification Plan, Pickering Nuclear Generating Station (PNGS), Innovation Corridor, Pickering Industrial Parks and Northeast Pickering
- Complete the Land Use Review and coordinate investment attraction initiatives for the Pickering Innovation Corridor
- Complete the Hotel Feasibility Study and implement investment attraction initiatives
- Oversee the completion of the Pickering Nuclear Generating Station (PNGS) Social, Economic and Financial Impact Study
- Complete and Implement the Pickering Economic Development Strategy
- Develop a High Frequency Rail (HFR) concept plan on Federal Pickering Lands, in coordination with the Region of Durham

- Continue to manage stakeholder relations for all key developments within the City of Pickering including the Kingston Road Corridor and other Specialty Node
- Coordinate the development of the corporate-wide Digital Readiness Assessment and Service Modernization Strategy
- Develop naming rights and sponsorships strategy for capital assets, including Pickering City Centre
- Coordinate the implementation of the corporate-wide Equity, Diversity and Inclusion Strategy (10-year)
- Assist with the coordination of the Pickering Anti-Black Racism Taskforce and Indigenous Relationship Building Circle initiatives
- Implement enhanced corporate-wide customer service training programs

Financial Information

Staffing Summary (Full & Regular Part Time)

	2018	Approved Current Term			Approved 2022		
		2019	2020	2021	Add	Delete	Total
Full Time	14	14	14	17	1	0	18
Reg. Part-Time	<u>1</u>	<u>1</u>	<u>1</u>	<u>1</u>	<u>1</u>	<u>0</u>	<u>2</u>
Total	15	15	15	18	2	0	20

The department proposes the conversion of one part-time Information Clerk from contract to a permanent part-time position to support Customer Care. Additionally, the department proposes one new full-time Senior Economic Development & Projects Officer position who will take lead on number of strategic projects including the implementation of the Economic Development Strategy and be responsible for business outreach and community engagement for major developments such as Kingston Road Corridor Intensification, decommissioning of PNGS, and Pickering Industrial Parks. Lastly, one full-time Administrative Assistant contract position is reflected in the 2022 Current Budget to support the Economic Development & Special Projects Department (funded 50% from Rate Stabilization Reserve).

Year-Over-Year (Net Cost) Budget Changes

	2021 Budget	2022 Approved Budget	Year/Year Increase (\$)	(%)
CAO Administration	\$1,185,007	\$1,270,992	\$85,985	7.26%
Customer Care Centre	499,047	482,458	(16,589)	(3.32)
Public Affairs & Corp. Comm.	784,702	1,053,713	269,011	34.28
Total (Net Cost)	\$2,468,756	\$2,807,163	\$338,407	13.71%

Explanation of Significant Budget Changes

Expenditures – Increases/ (Decreases)

- Under the CAO Administration cost centre, there is an additional \$12,100 in salaries and benefits added to the 2022 budget for a summer student diversity internship position to support the Economic Development Department. These costs are 100% offset by a grant from the provincial Streamline Development Approval Fund. In addition, there is an additional \$5,000 budgeted in the outside agency services account for Economic Development Writing Services to support the preparation of grant applications.
- Under the Customer Care cost centre, there is a net savings of approximately \$25,000 budgeted in salaries and benefits due to the conversation of one full-time Manager, Customer Care to one full-time Supervisor, Customer Care. These savings are partially offset by an additional investment of \$10,000 in seminars & education for corporate-wide customer staff training.
- Under the Public Affairs & Corp. Communications cost centre, the consulting account includes an expenditure of \$180,000 budgeted for consulting services to initiate a Digital Readiness Assessment and Service Modernization Strategic Plan that introduces and/or enhances corporate-wide online digital service delivery. The committee expense account includes an additional expenditure of \$20,000 budgeted for the Pickering Anti-Black Racism Taskforce (PABRT) stipend (as approved by Council Resolution #577/21). The 2022 budget also includes a total expenditure of \$43,000 for the Indigenous Relationship Building Circle and PABRT, which is offset by a transfer of funds from the 2711 cost centre. Lastly, the salary and benefits account includes an additional \$45,000 to reflect the full years' salary of one full-time Senior Advisor, Equity, Diversity & Inclusion position in 2022 (from 8 months in 2021).

Revenues/Transfer from Reserves – (Increases)/ Decreases

- Under the CAO Administration cost centre, there is an increase of approximately (\$50,000) in transfers from the Continuing Studies Reserve to fund the completion of the City’s Economic Development Strategy, Hotel Feasibility Study Update and Land Use Review of the Innovation Corridor. In addition, there is a decrease of \$45,000 in Marketing Sponsorship revenues to reflect the reduction in large scale in-person business development events planned for 2022.

Department 2020 & 2021 Performance Indicators/Statistics

Performance Indicators/Statistics	2020	2021
Economic Development & Strategic Projects*		
Business Inquiries	1,200+	1,300+
Business Consultations	100+	120+
COVID Business Recovery Podcast Series	428 views	n/a
Investment Inquiries	90	100+
City-led Business Events (i.e. Town Halls and Realtor & Developer Symposium)	1,000 views	n/a
COVID Business Events/Webinars with Partners	4,000+ views	5,000+ views
COVID Social Media Posts and Mail-outs (i.e. Newsletters, Social Media Posts)	3,000+	3,500+
Support Local Campaign profiles (i.e. Profiling small businesses)	95	100+
Grand Openings	7	8
Kingston Road Intensification Business Outreach	n/a	400

* Economic Development & Strategic Projects Department will be enhancing their indicators and metrics in 2023, upon completion of the Economic Development Strategy.

Performance Indicators/Statistics	2020	2021
Customer Care		
Telephone	41,378	44,622
Counter – in person inquiries made by the public at the Customer Care Centre (located at City Hall)	703	2,773
AMANDA Service Requests – AMANDA is a property based software platform, which, in part, allows service requests from the public to be opened, with follow up details entered until the completion of the request.	21,093	27,008
Live Chat – real time communication with Customer Care staff during regular business hours.	533	350
Customer Care Web Email	4,125	5,621
Pingstreet – Smart App enabling residents to submit a request for service or ask a question of the City.	414	403
After-Hours Calls – calls received from the City's contracted after-hours service provider that are screened and processed by City staff on the next business day.	1,519	1,308
Total	69,765	82,085
Communication		
Website		
Website (pickering.ca) visitors	494,364	523,214
Website (pickering.ca) unique page views	1,445,159	1,465,954
Website News Feed Subscribers:		
Business	n/a	452
Emergency Alert Banner	n/a	506
News & Announcements	n/a	730
Public Notices	n/a	679
Social Media @CityofPickering only (corporate account)		
Facebook Likes	8,784	11,258
Instagram Followers	6,818	8,403
Twitter Followers	9,800	10,800
YouTube Channel Views	n/a	34,600
YouTube Hours Watched	n/a	6,000

Performance Indicators/Statistics	2020	2021
Facebook Live Events		
Mayor's Virtual Town Halls		
December 20, 2020		n/a
- Total views	2,100	
- People reached	5,200	
- Comments	127	
September 21, 2021	n/a	
- Total views		697
- People reached		1,187
- Comments		93
May 18, 2021	n/a	
- Total views		1,300
- People reached		6,000
- Comments		163
Let's Talk Pickering – Speaker Series on Planning and Development		
November 24, 2021: Kim Petrin, Manager of Development Services, City of Edmonton	n/a	
- Total views		3,900
- People reached		6,500
Comments		25
November 17, 2021: Brent Toderian, Urban Advisor	n/a	
- Total views		3,900
- People reached		8,000
Comments		73
Media releases issued by City of Pickering Corporate Communications	66	64
Media Exposure Data Summary		
Media Exposure - Reports on the number of traditional media and social media hits that we get:		
Traditional media	n/a	1,644
Social media	n/a	2,932
Reach Trend - Number of potential viewers that have been exposed to our search topics:		
Traditional media	n/a	1, 637,200
Social media	n/a	10,200,000
Let's Talk Pickering - Digital Community Engagement Platform, launched June 15, 2021		
Registered users	n/a	1,411
Total Visits – # times a user visited or stayed on the site > 30 minutes	n/a	10,900

Performance Indicators/Statistics	2020	2021
Aware Visitors: visitor that has made one single visit to site or project	n/a	8,400
Informed Visitors: visitor who sought more information by clicking on something	n/a	4,200
Engaged Visitors: visitor that has contributed or provided feedback to an active tool on consultation page	n/a	1,800
Pingstreet – Smart App which provides mobile users with key City news, calendar information, and social media feeds, along with reporting and feedback tools.		
Unique Page Views	14,803	10,812
Unique Users	750	633

**City of Pickering
2022
Approved Current Budget**

Office of the CAO Department

Run Date: 5/31/22 3:02 PM

Account Descriptions	2020 Approved Budget	2021 Approved Budget	INC./DEC.	2022 Approved Budget	% CHGE. 2021
Expenditures					
Salaries & Wages	1,644,473	1,827,980	(7,712)	1,820,268	(0.42%)
Overtime	2,250	2,250	0	2,250	0.00%
Employer Contributions	390,330	427,042	29,868	456,910	6.99%
Conferences	14,000	13,000	1,000	14,000	7.69%
Travel	40,550	40,550	2,000	42,550	4.93%
Bus Dev & City Promo	23,000	23,000	0	23,000	0.00%
Cellular Phones	11,600	12,500	3,000	15,500	24.00%
Telephones	25,625	25,110	165	25,275	0.66%
Internet	0	0	575	575	0.00%
Advertising	25,000	23,000	0	23,000	0.00%
Trade Shows, Exhib & Displays	17,000	17,000	0	17,000	0.00%
Subscription & Publications	3,695	3,445	0	3,445	0.00%
Seminars & Education	6,500	14,000	21,000	35,000	150.00%
Purch Prnting/Broch/News Ltr	6,000	6,000	0	6,000	0.00%
Insurance Premium	8,750	8,920	280	9,200	3.14%
Consulting & Professional	193,600	592,436	14,389	606,825	2.43%
Recpt, Prom & Sp Events	116,750	113,750	(34,000)	79,750	(29.89%)
Memberships	8,365	8,725	13,950	22,675	159.89%
Photo, Mapping, Printing	6,000	4,000	0	4,000	0.00%
Outside Agency Serv	87,850	114,850	30,000	144,850	26.12%
Software/Hardware Maintenance Co	9,306	22,639	5,431	28,070	23.99%
Stationery & Office Supplies	4,100	4,100	3,000	7,100	73.17%
Program Supplies	15,700	700	0	700	0.00%
Committee Expenses	0	0	65,000	65,000	0.00%
Utilities - Hydro	3,300	3,300	0	3,300	0.00%
Gas, Oil Tires	1,000	1,000	0	1,000	0.00%
System & Software Upgrades	0	0	8,000	8,000	0.00%
Hardware Replacements	0	0	6,500	6,500	0.00%
Website Support Intranet	42,615	49,565	3,260	52,825	6.58%
Total Expenditures	2,707,359	3,358,862	165,706	3,524,568	4.93%
Revenues					
Federal Grant	0	0	(17,500)	(17,500)	0.00%
Ont. Specific Grants	0	0	(22,600)	(22,600)	0.00%
Other Revenue	(15,000)	0	0	0	0.00%
Netted Revenue	0	(11,500)	0	(11,500)	0.00%

**City of Pickering
2022
Approved Current Budget**

Office of the CAO Department

Run Date: 5/31/22 3:02 PM

Account Descriptions	2020 Approved Budget	2021 Approved Budget	INC./DEC.	2022 Approved Budget	% CHGE. 2021
Advertising	(50,000)	(50,000)	(50,000)	(100,000)	100.00%
Cost Recoveries	(180,000)	(323,000)	115,315	(207,685)	(35.70%)
Marketing Sponsorships	(75,000)	(75,000)	45,000	(30,000)	(60.00%)
Total Revenues	(320,000)	(459,500)	70,215	(389,285)	(15.28%)
Transfers to/from Reserves & R.F.					
Transfer to/(from) Reserve	(393,125)	(382,270)	152,575	(229,695)	(39.91%)
Trans. to/(from) Continuing Studies F	0	(48,336)	(50,089)	(98,425)	103.63%
Total Transfers	(393,125)	(430,606)	102,486	(328,120)	(23.80%)
Net	1,994,234	2,468,756	338,407	2,807,163	13.71%

**City of Pickering
2022
Approved Current Budget**

Office of the CAO - Admin

Run Date: 5/31/22 3:02 PM

Account Descriptions	2020 Approved Budget	2021 Approved Budget	INC./DEC.	2022 Approved Budget	% CHGE. 2021
Expenditures					
Salaries & Wages	967,583	966,598	(20,229)	946,369	(2.09%)
Overtime	750	750	0	750	0.00%
Employer Contributions	222,142	225,984	5,594	231,578	2.48%
Conferences	8,500	8,500	0	8,500	0.00%
Travel	34,000	34,000	2,000	36,000	5.88%
Bus Dev & City Promo	20,000	20,000	0	20,000	0.00%
Cellular Phones	7,400	8,300	3,000	11,300	36.14%
Telephones	2,115	2,050	(230)	1,820	(11.22%)
Internet	0	0	230	230	0.00%
Advertising	15,000	15,000	0	15,000	0.00%
Trade Shows, Exhib & Displays	17,000	17,000	0	17,000	0.00%
Subscription & Publications	775	775	0	775	0.00%
Seminars & Education	5,000	5,000	0	5,000	0.00%
Insurance Premium	2,750	2,800	280	3,080	10.00%
Consulting & Professional	125,000	495,336	(125,611)	369,725	(25.36%)
Recpt, Prom & Sp Events	103,000	103,000	(34,000)	69,000	(33.01%)
Memberships	7,520	7,875	1,600	9,475	20.32%
Outside Agency Serv	22,350	22,350	5,000	27,350	22.37%
Software/Hardware Maintenance Co	1,493	1,670	(565)	1,105	(33.83%)
Stationery & Office Supplies	2,500	2,500	3,000	5,500	120.00%
Gas, Oil Tires	1,000	1,000	0	1,000	0.00%
System & Software Upgrades	0	0	8,000	8,000	0.00%
Hardware Replacements	0	0	6,500	6,500	0.00%
Total Expenditures	1,565,878	1,940,488	(145,431)	1,795,057	(7.49%)
Revenues					
Federal Grant	0	0	(17,500)	(17,500)	0.00%
Ont. Specific Grants	0	0	(22,600)	(22,600)	0.00%
Cost Recoveries	(180,000)	(323,000)	115,315	(207,685)	(35.70%)
Marketing Sponsorships	(75,000)	(75,000)	45,000	(30,000)	(60.00%)
Total Revenues	(255,000)	(398,000)	120,215	(277,785)	(30.20%)
Transfers to/from Reserves & R.F.					
Transfer to/(from) Reserve	(268,295)	(309,145)	161,290	(147,855)	(52.17%)
Trans. to/(from) Continuing Studies F	0	(48,336)	(50,089)	(98,425)	103.63%
Total Transfers	(268,295)	(357,481)	111,201	(246,280)	(31.11%)

**City of Pickering
2022
Approved Current Budget**

Office of the CAO - Admin

Run Date: 5/31/22 3:02 PM

Account Descriptions	2020 Approved Budget	2021 Approved Budget	INC./DEC.	2022 Approved Budget	% CHGE. 2021
Net	1,042,583	1,185,007	85,985	1,270,992	7.26%

**City of Pickering
2022
Approved Current Budget**

Customer Care Centre

Run Date: 5/31/22 3:02 PM

Account Descriptions	2020 Approved Budget	2021 Approved Budget	INC./DEC.	2022 Approved Budget	% CHGE. 2021
Expenditures					
Salaries & Wages	312,237	364,006	(22,744)	341,262	(6.25%)
Overtime	1,000	1,000	0	1,000	0.00%
Employer Contributions	96,783	102,685	(4,394)	98,291	(4.28%)
Conferences	1,500	1,500	0	1,500	0.00%
Travel	800	800	0	800	0.00%
Cellular Phones	800	800	0	800	0.00%
Telephones	22,100	22,035	510	22,545	2.31%
Internet	0	0	230	230	0.00%
Seminars & Education	500	500	10,000	10,500	2,000.00%
Insurance Premium	2,580	2,630	0	2,630	0.00%
Recpt, Prom & Sp Events	750	750	0	750	0.00%
Memberships	495	500	(150)	350	(30.00%)
Software/Hardware Maintenance Con	811	541	(41)	500	(7.58%)
Stationery & Office Supplies	600	600	0	600	0.00%
Program Supplies	15,700	700	0	700	0.00%
Total Expenditures	456,656	499,047	(16,589)	482,458	(3.32%)
Revenues					
Other Revenue	(15,000)	0	0	0	0.00%
Total Revenues	(15,000)	0	0	0	0.00%
Transfers to/from Reserves & R.F.					
Total Transfers	0	0	0	0	0.00%
Net	441,656	499,047	(16,589)	482,458	(3.32%)

**City of Pickering
2022
Approved Current Budget**

Public Affairs & Corp. Comm.

Run Date: 5/31/22 3:02 PM

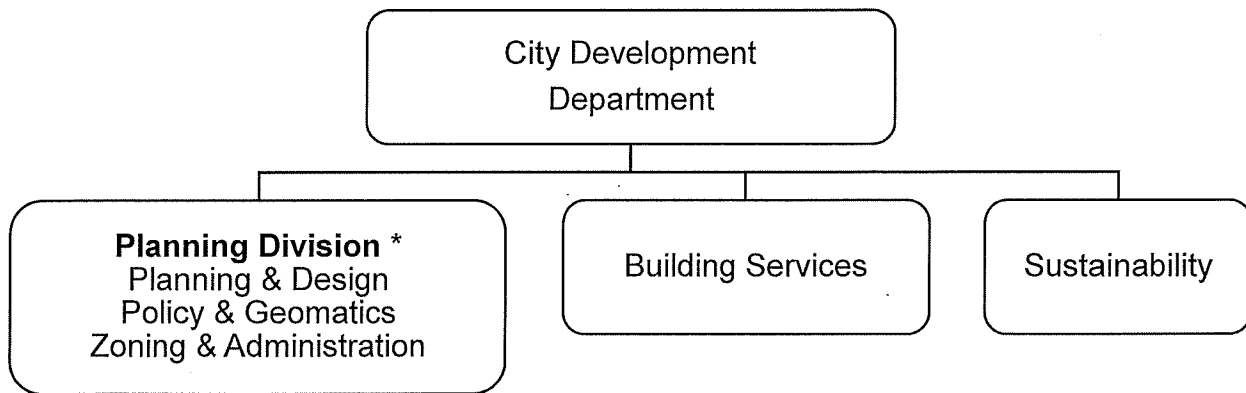
Account Descriptions	2020 Approved Budget	2021 Approved Budget	INC./DEC.	2022 Approved Budget	% CHGE. 2021
Expenditures					
Salaries & Wages	364,653	497,376	35,261	532,637	7.09%
Overtime	500	500	0	500	0.00%
Employer Contributions	71,405	98,373	28,668	127,041	29.14%
Conferences	4,000	3,000	1,000	4,000	33.33%
Travel	5,750	5,750	0	5,750	0.00%
Bus Dev & City Promo	3,000	3,000	0	3,000	0.00%
Cellular Phones	3,400	3,400	0	3,400	0.00%
Telephones	1,410	1,025	(115)	910	(11.22%)
Internet	0	0	115	115	0.00%
Advertising	10,000	8,000	0	8,000	0.00%
Subscription & Publications	2,920	2,670	0	2,670	0.00%
Seminars & Education	1,000	8,500	11,000	19,500	129.41%
Purch Prntng/Broch/News Ltr	6,000	6,000	0	6,000	0.00%
Insurance Premium	3,420	3,490	0	3,490	0.00%
Consulting & Professional	68,600	97,100	140,000	237,100	144.18%
Recpt, Prom & Sp Events	13,000	10,000	0	10,000	0.00%
Memberships	350	350	12,500	12,850	3,571.43%
Photo, Mapping, Printing	6,000	4,000	0	4,000	0.00%
Outside Agency Serv	65,500	92,500	25,000	117,500	27.03%
Software/Hardware Maintenance Co	7,002	20,428	6,037	26,465	29.55%
Stationery & Office Supplies	1,000	1,000	0	1,000	0.00%
Committee Expenses	0	0	65,000	65,000	0.00%
Utilities - Hydro	3,300	3,300	0	3,300	0.00%
Website Support Intranet	42,615	49,565	3,260	52,825	6.58%
Total Expenditures	684,825	919,327	327,726	1,247,053	35.65%
Revenues					
Netted Revenue	0	(11,500)	0	(11,500)	0.00%
Advertising	(50,000)	(50,000)	(50,000)	(100,000)	100.00%
Total Revenues	(50,000)	(61,500)	(50,000)	(111,500)	81.30%
Transfers to/from Reserves & R.F.					
Transfer to/(from) Reserve	(124,830)	(73,125)	(8,715)	(81,840)	11.92%
Total Transfers	(124,830)	(73,125)	(8,715)	(81,840)	11.92%
Net	509,995	784,702	269,011	1,053,713	34.28%

City Development Department

Overview

The City Development Department takes a holistic approach towards city building through advancing smart growth planning principles, while adhering to the objectives of sustainability and environmental stewardship. The department participates in numerous activities respecting land use and public policy, community development, urban design, site planning and building construction. The department is responsible for the following areas:

- Administration
- Building Services
- Planning
 - Planning & Design
 - Policy & Geomatics
 - Zoning & Administration
- Sustainability



* Includes Committee of Adjustment, Site Plan Committee, and Heritage Pickering

Key Activities for 2022

- Develop a Site Plan Control Manual
- Continue to work with IT to implement Project PRISM, the digital portal to access municipal services
- Monitor and update Corporate Waste Diversion Initiative
- Develop new Integrated Sustainable Design Standards

- Undertake climate change risk and vulnerability assessment project, followed by the development of a Climate Adaptation Plan with ICLEI Canada – Local Governments for Sustainability
- In consultation with other departments, develop a community garden framework
- Undertake a Geographic Information System (GIS) Strategic Plan for the Corporation
- Undertake the community planning process for Northeast Pickering (in conjunction with the Department of Economic Development & Strategic Projects)
- Establish a Monitoring Plan to ensure the goals and objectives of the City’s Housing Strategy are being met
- Represent the City’s interest in commenting on the Region’s Envision Durham process (Urban Land Needs Analysis & Draft Official Plan)
- Secure Regional approval of Amendment 38 to the Pickering Official Plan and prepare a draft zoning by-law for the Kingston Mixed Use and Brock Mixed Use intensification areas
- In conjunction with Economic Development & Strategic Projects, and Public Affairs & Corporate Communications, prepare and undertake an engagement strategy for the zoning by-law for the Kingston Mixed Use and Brock Mixed Use intensification areas
- Design and undertake an annual monitoring program for changes within the Strategic Growth Areas, including the City Centre and the Kingston Mixed Use and Brock Mixed Use intensification areas
- Continue to evaluate site specific applications for major development and intensification
- Release for public review and comment the first draft of the comprehensive zoning by-law
- Continue Waterfront and Nautical Village Review
- Finalize work program to roll out full service Film Office (with Council approval)

Financial Information

**Staffing Summary
(Full & Regular Part Time)**

	2018	Approved Current Term			Approved		
		2019	2020	2021	Add	2022 Delete	Total
Full Time	44	51	51	51	0	-1*	50
Reg. Part-Time	<u>0</u>	<u>0</u>	<u>0</u>	<u>0</u>	<u>0</u>	<u>0</u>	<u>0</u>
Total	44	51	51	51	-1	50	

* Transfer of one position to Operations due to re-organization

The department is proposing adding two contract planning positions to its 2022 budget, which will be funded from the provincial Streamline Development Approval Grant.

In support of the Provincial mandate to establish a Diversity internship program, the department also proposes to hire two eligible planning students. Both positions will be temporary and be funded from the above-noted Streamline Development Approval Grant.

Year-Over-Year (Net Cost) Budget Changes

	2021 Budget	2022 Approved Budget	Year/Year Increase (\$)	Year/Year Increase (%)
City Development – Adm. Planning	\$778,934	\$840,121	\$61,187	7.86%
Building Services	1,756,051	1,502,538	(253,513)	(14.44)
Sustainability	(1,061,932)	(1,208,206)	(146,274)	13.77
Committee of Adjustment	667,789	589,364	(78,425)	(11.74)
Heritage Pickering	10,071	10,992	921	9.15
	16,375	17,525	1,150	7.02
Total (Net Cost)	\$2,167,288	\$1,752,334	(\$414,954)	(19.15%)

Explanation of Significant Budget Changes

Expenditures - Increases/ (Decreases)

City Development - Administration (Cost Centre)

Consulting & Professional \$350,000 - Increase reflects Mobile App Development, ArcGIS upgrades and development of online guidelines, all of which are funded from the provincial Streamline Development Approval Grant.

Software/Hardware Maintenance Contracts \$97,257 - Increase reflects additional Bluebeam-Revu license costs for additional users, and ArcGIS portal software for enhanced efficiencies in plans review and data input.

Planning (Cost Centre)

Salaries and Wages \$217,657 - Increase reflects the additional hiring of full time contract staff.

Employer Contributions \$36,857 - Budget increase is attributable to the above-mentioned contract positions and increased employer CPP contribution rates in 2022.

Consulting & Professional (\$125,530) - Decrease reflects completion of Phase 1 and substantial completion of Phase 2 of the comprehensive zoning by-law review.

Outside Agency Services \$10,000 – Budget increase reflects digital film advertising for film activity (i.e., to promote the City backlot in Green River).

Hardware Replacements \$10,000 - Increase reflects purchase of additional hardware for contract staff, which is funded from the provincial Streamline Development Approval Grant.

Building Services (Cost Centre)

Seminars & Education \$10,200 - Increase reflects anticipated education requirements for staff to suit new building code changes.

Software/Hardware Maintenance Contracts \$44,658 - Increase reflects additional maintenance costs to suit implementation and use of e-Permitting solution.

Sustainability (Cost Centre)

Salaries & Wages (\$37,475) - Budget decrease from 2021 to 2022 is related to the transfer of the Energy Conservation Engineer position to the Operations Department from the Sustainability Section.

Employer Contributions (12,945) - Budget decrease is attributable to the above-mentioned decrease in budgeted salaries and wages.

Consulting & Professional (\$157,000) - Budget decrease largely reflects the amount of funds necessary in 2022 to complete and implement Phase 2 of the Sustainable Development Guidelines, which is fully offset by grant funding from The Atmospheric Fund, a regional climate agency, and the Region of Durham.

Program Supplies \$7,550 - Increase reflects cost and demand of program supplies.

Revenue/Transfer from Reserves – (Increases)/ Decreases

City Development - Administration (Cost Centre)

Ont. Specific Grants - (\$410,000) - Increase reflects Provincial Streamline Development Approval Grant funding to offset earlier mentioned software/hardware costs and consulting for this technology.

Planning (Cost Centre)

Sale of Services Planning Applications (\$118,000) - Development application activity is variable. Budget increase reflects anticipated development applications for 2022.

Ont. Specific Grants - (\$180,995) - Increase reflects Provincial Streamline Development Approval Grant funding to offset costs for contract staff.

License & Permits – Film Permit (\$180,000) - Budget increase reflects annual lease revenue for City backlot.

Transfer from Reserve \$67,770 - Among other projects completed, the net budget decrease in funding from transfers from reserves reflects completion of Phase 1 and substantial completion of Phase 2 of the comprehensive zoning by-law review.

Building Services (Cost Centre)

Revenues (\$200,000) - Budget increase reflects anticipated building permit revenues for 2022.

Sustainability (Cost Centre)

Sale of Services Planning Applications (\$110,000) - In 2022, and going forward, City Development will be allocating cost recovery for staff review of development applications to this Section.

Miscellaneous Income \$170,505 - Budget decrease largely reflects the amount of grant funding to be carried over and received in 2022 from The Atmospheric Fund to complete and implement Phase 2 of the Sustainable Development Guidelines.

Department 2020 & 2021 Performance Indicators/Statistics

Performance Indicators/Statistics	2020	2021
Building Services		
Permits Issued	1,021	1,297
Number of Inspections	12,117	11,490
Number of Investigations	204	165 ¹
Planning Applications		
To P&D Committee & Council	27	57
To Committee of Adjustment	71	113
To Site Plan Committee	26	29
To Heritage Committee/Delegated	3	7
Comments		
On policy initiatives of other	5	12
On Land Divisions	8	28
Pre-consultations	19	35
Requests		
Geomatics Requests (e.g., mapping, addressing, program queries and updates, open data portals)	413	438
Legal, Vehicle & Zoning Compliance	115	190
Site Plan Approvals Issued	6	8
Special Studies, Projects, Reviews Underway	4	9
Film Permits Issued (# & revenue)	16	24 -- \$6,000
Filming in Parks/Pickering Museum Village (# & revenue)	N/A	7 -- \$14,000
Film Permit enquiries – no permit issued	3	10
Film Backlot Lease (revenue)	N/A	\$240,000
Net Revenue to City Development	N/A	\$246,000
Estimated Revenue from all Film Activities	N/A	\$260,000
Reports		
Information	16	19
Recommendations	28	48

Sustainability		
Sustainable Pickering Initiatives		
- Workshops	4 (600 participants)	5 (386 participants)
- Trees and Shrubs Planted	690	1,360
- Pollinator Plants Planted	New not reported in 2020	500
- Farmers Market	4,550 attendees	2,400 attendees ²
- Virtual Farmers Market	9,571 website views	9,874 website views
Waste Reduction & Diversion		
- Dog Waste	6.4 tonnes	9.0 tonnes
- Batteries	91 kilograms	372 kilograms
- Staff who received waste diversion training (in-person and/or with video and survey)	New Not reported in 2020	543

1 Some existing investigations carry over from previous years

2 On a number of occasions, the Market was shut down early due to inclement weather

**City of Pickering
2022
Approved Current Budget**

City Development Department

Run Date: 5/31/22 3:02 PM

Account Descriptions	2020 Approved Budget	2021 Approved Budget	INC./DEC.	2022 Approved Budget	% CHGE. 2021
Expenditures					
Salaries & Wages	4,615,390	4,611,519	148,538	4,760,057	3.22%
Overtime	13,750	16,750	1,250	18,000	7.46%
Employer Contributions	1,185,063	1,239,164	36,020	1,275,184	2.91%
Conferences	20,825	12,225	9,100	21,325	74.44%
Uniforms	4,900	2,900	2,000	4,900	68.97%
Travel	32,420	21,220	7,650	28,870	36.05%
Cellular Phones	12,000	13,700	1,000	14,700	7.30%
Telephones	19,410	19,120	(2,125)	16,995	(11.11%)
Internet	0	0	2,125	2,125	0.00%
Advertising	10,500	10,130	8,870	19,000	87.56%
Trade Shows, Exhib & Displays	4,000	2,500	0	2,500	0.00%
Subscription & Publications	7,900	6,900	2,000	8,900	28.99%
Seminars & Education	42,780	44,450	6,080	50,530	13.68%
Purch Prnting/Broch/News Ltr	5,000	6,000	5,000	11,000	83.33%
Insurance Premium	26,590	27,120	0	27,120	0.00%
Ins. Deductible	2,000	2,000	0	2,000	0.00%
Consulting & Professional	875,039	2,260,990	56,150	2,317,140	2.48%
Recpt, Prom & Sp Events	23,650	14,450	3,000	17,450	20.76%
Memberships	35,080	30,670	6,865	37,535	22.38%
Photo, Mapping, Printing	4,250	10,030	(6,780)	3,250	(67.60%)
Outside Agency Serv	16,000	9,500	6,000	15,500	63.16%
Veh - Repairs & Maintenance	2,000	2,000	0	2,000	0.00%
Software/Hardware Maintenance Con	133,092	194,975	140,673	335,648	72.15%
Building Rentals	300	300	0	300	0.00%
Rental Misc Equip	10,150	10,150	0	10,150	0.00%
Stationery & Office Supplies	25,650	20,150	3,550	23,700	17.62%
Forms	3,000	1,000	2,000	3,000	200.00%
Program Supplies	170,725	140,995	7,550	148,545	5.35%
Gift Shop Plaques	2,500	0	500	500	0.00%
Gas, Oil Tires	1,000	3,000	0	3,000	0.00%
Supplies & Tools	2,300	3,300	(1,000)	2,300	(30.30%)
Hardware Replacements	6,000	10,000	10,000	20,000	100.00%
COVID Related Expenditures	0	0	2,500	2,500	0.00%
Total Expenditures	7,313,264	8,747,208	458,516	9,205,724	5.24%
Revenues					

**City of Pickering
2022
Approved Current Budget**

City Development Department

Run Date: 5/31/22 3:02 PM

Account Descriptions	2020 Approved Budget	2021 Approved Budget	INC./DEC.	2022 Approved Budget	% CHGE. 2021
Sale of Serv - Plan Admin	(2,000)	(2,000)	0	(2,000)	0.00%
Sale of Serv - Plan Appl	(1,025,000)	(1,165,500)	(118,000)	(1,283,500)	10.12%
Sale of Serv - Plan Appl	0	0	(110,000)	(110,000)	0.00%
Licenses & Permits	(3,010,000)	(3,000,000)	(200,000)	(3,200,000)	6.67%
Donations	(1,500)	(500)	0	(500)	0.00%
Ont. Specific Grants	0	(14,680)	(576,315)	(590,995)	3,925.85%
Other Revenue	(35,000)	(35,000)	0	(35,000)	0.00%
Event Vendor Fees	(25,000)	(25,000)	12,750	(12,250)	(51.00%)
Cost Recoveries	(281,965)	(944,710)	11,320	(933,390)	(1.20%)
Sponsorships No Tax	(5,000)	(3,500)	1,500	(2,000)	(42.86%)
Marketing Sponsorships	(1,000)	(3,000)	1,000	(2,000)	(33.33%)
Misc Income	(4,000)	(277,000)	170,505	(106,495)	(61.55%)
Film Permits	(7,500)	(142,500)	(180,000)	(322,500)	126.32%
Oth Rev - Rebates/Incentive	(40,000)	(40,000)	40,000	0	(100.00%)
Rntl - CCC Roof Solar Panel	(6,000)	(6,000)	6,000	0	(100.00%)
Total Revenues	(4,443,965)	(5,659,390)	(941,240)	(6,600,630)	16.63%
Transfers to/from Reserves & R.F.					
Transfer to/(from) Reserve	(233,840)	(353,345)	29,500	(323,845)	(8.35%)
Trans. to/(from) Continuing Studies F	(144,424)	(43,750)	(35,770)	(79,520)	81.76%
Transfer to/(from) Reserve Fund	(94,810)	(523,435)	74,040	(449,395)	(14.15%)
Total Transfers	(473,074)	(920,530)	67,770	(852,760)	(7.36%)
Net	2,396,225	2,167,288	(414,954)	1,752,334	(19.15%)

**City of Pickering
2022
Approved Current Budget**

City Development - Admin

Run Date: 5/31/22 3:02 PM

Account Descriptions	2020 Approved Budget	2021 Approved Budget	INC./DEC.	2022 Approved Budget	% CHGE. 2021
Expenditures					
Salaries & Wages	433,573	443,316	13,402	456,718	3.02%
Overtime	500	500	0	500	0.00%
Employer Contributions	122,746	124,952	4,478	129,430	3.58%
Conferences	1,000	0	1,000	1,000	0.00%
Travel	500	0	500	500	0.00%
Cellular Phones	800	800	0	800	0.00%
Telephones	2,470	2,390	(265)	2,125	(11.09%)
Internet	0	0	265	265	0.00%
Subscription & Publications	3,500	4,500	0	4,500	0.00%
Seminars & Education	2,500	1,500	1,000	2,500	66.67%
Insurance Premium	3,105	3,170	0	3,170	0.00%
Consulting & Professional	0	0	350,000	350,000	0.00%
Recpt, Prom & Sp Events	500	500	0	500	0.00%
Memberships	500	500	0	500	0.00%
Software/Hardware Maintenance Con	122,514	187,056	97,257	284,313	51.99%
Rental Misc Equip	10,150	10,150	0	10,150	0.00%
Stationery & Office Supplies	3,000	1,500	3,050	4,550	203.33%
Supplies & Tools	100	100	0	100	0.00%
COVID Related Expenditures	0	0	500	500	0.00%
Total Expenditures	707,458	780,934	471,187	1,252,121	60.34%
Revenues					
Sale of Serv - Plan Admin	(2,000)	(2,000)	0	(2,000)	0.00%
Ont. Specific Grants	0	0	(410,000)	(410,000)	0.00%
Total Revenues	(2,000)	(2,000)	(410,000)	(412,000)	20,500.00%
Transfers to/from Reserves & R.F.					
Total Transfers	0	0	0	0	0.00%
Net	705,458	778,934	61,187	840,121	7.86%

**City of Pickering
2022
Approved Current Budget**

Planning

Run Date: 5/31/22 3:02 PM

Account Descriptions	2020 Approved Budget	2021 Approved Budget	INC./DEC.	2022 Approved Budget	% CHGE. 2021
Expenditures					
Salaries & Wages	1,979,414	2,277,576	217,657	2,495,233	9.56%
Overtime	5,250	5,250	1,750	7,000	33.33%
Employer Contributions	505,858	597,838	36,857	634,695	6.17%
Conferences	6,500	5,500	1,500	7,000	27.27%
Uniforms	600	600	0	600	0.00%
Travel	3,450	2,450	1,000	3,450	40.82%
Cellular Phones	3,200	4,000	0	4,000	0.00%
Telephones	7,410	7,510	(835)	6,675	(11.12%)
Internet	0	0	835	835	0.00%
Advertising	1,000	1,000	10,000	11,000	1,000.00%
Seminars & Education	5,400	16,100	(3,750)	12,350	(23.29%)
Insurance Premium	13,150	13,410	0	13,410	0.00%
Ins. Deductible	1,000	1,000	0	1,000	0.00%
Consulting & Professional	603,459	1,788,280	(125,530)	1,662,750	(7.02%)
Recpt, Prom & Sp Events	850	550	300	850	54.55%
Memberships	16,880	14,270	560	14,830	3.92%
Photo, Mapping, Printing	3,000	2,000	0	2,000	0.00%
Outside Agency Serv	0	0	10,000	10,000	0.00%
Software/Hardware Maintenance Con	5,041	3,747	(132)	3,615	(3.52%)
Building Rentals	300	300	0	300	0.00%
Stationery & Office Supplies	13,000	13,000	(3,000)	10,000	(23.08%)
Supplies & Tools	200	200	0	200	0.00%
Hardware Replacements	0	0	10,000	10,000	0.00%
COVID Related Expenditures	0	0	500	500	0.00%
Total Expenditures	3,174,962	4,754,581	157,712	4,912,293	3.32%
Revenues					
Sale of Serv - Plan Appl	(1,025,000)	(1,165,500)	(118,000)	(1,283,500)	10.12%
Ont. Specific Grants	0	0	(180,995)	(180,995)	0.00%
Cost Recoveries	(62,385)	(795,000)	0	(795,000)	0.00%
Film Permits	(7,500)	(142,500)	(180,000)	(322,500)	126.32%
Total Revenues	(1,094,885)	(2,103,000)	(478,995)	(2,581,995)	22.78%
Transfers to/from Reserves & R.F.					
Transfer to/(from) Reserve	(233,840)	(353,345)	29,500	(323,845)	(8.35%)
Trans. to/(from) Continuing Studies F	(144,424)	(43,750)	(35,770)	(79,520)	81.76%
Transfer to/(from) Reserve Fund	(121,810)	(498,435)	74,040	(424,395)	(14.85%)

**City of Pickering
2022
Approved Current Budget**

Planning

Run Date: 5/31/22 3:02 PM

Account Descriptions	2020 Approved Budget	2021 Approved Budget	INC./DEC.	2022 Approved Budget	% CHGE. 2021
Total Transfers	(500,074)	(895,530)	67,770	(827,760)	(7.57%)
Net	1,580,003	1,756,051	(253,513)	1,502,538	(14.44%)

**City of Pickering
2022
Approved Current Budget**

Building Services

Run Date: 5/31/22 3:02 PM

Account Descriptions	2020 Approved Budget	2021 Approved Budget	INC./DEC.	2022 Approved Budget	% CHGE. 2021
Expenditures					
Salaries & Wages	1,802,517	1,457,047	(45,046)	1,412,001	(3.09%)
Overtime	7,000	10,000	0	10,000	0.00%
Employer Contributions	456,919	394,354	7,109	401,463	1.80%
Conferences	7,800	2,400	5,400	7,800	225.00%
Uniforms	4,000	2,000	2,000	4,000	100.00%
Travel	25,150	16,600	6,000	22,600	36.14%
Cellular Phones	5,500	6,400	1,300	7,700	20.31%
Telephones	7,765	7,510	(835)	6,675	(11.12%)
Internet	0	0	835	835	0.00%
Subscription & Publications	4,000	2,000	2,000	4,000	100.00%
Seminars & Education	26,000	20,100	10,200	30,300	50.75%
Purch Prnting/Broch/News Ltr	5,000	6,000	5,000	11,000	83.33%
Insurance Premium	7,370	7,520	0	7,520	0.00%
Ins. Deductible	1,000	1,000	0	1,000	0.00%
Consulting & Professional	219,580	149,710	(11,320)	138,390	(7.56%)
Recpt, Prom & Sp Events	6,900	3,400	2,500	5,900	73.53%
Memberships	13,080	11,200	6,605	17,805	58.97%
Outside Agency Serv	6,000	0	0	0	0.00%
Veh - Repairs & Maintenance	2,000	2,000	0	2,000	0.00%
Software/Hardware Maintenance Co	4,227	2,537	44,658	47,195	1,760.27%
Stationery & Office Supplies	8,000	4,000	4,000	8,000	100.00%
Forms	3,000	1,000	2,000	3,000	200.00%
Gas, Oil Tires	1,000	3,000	0	3,000	0.00%
Supplies & Tools	2,000	3,000	(1,000)	2,000	(33.33%)
Hardware Replacements	6,000	10,000	0	10,000	0.00%
COVID Related Expenditures	0	0	1,000	1,000	0.00%
Total Expenditures	2,631,808	2,122,778	42,406	2,165,184	2.00%
Revenues					
Licenses & Permits	(3,010,000)	(3,000,000)	(200,000)	(3,200,000)	6.67%
Other Revenue	(35,000)	(35,000)	0	(35,000)	0.00%
Cost Recoveries	(219,580)	(149,710)	11,320	(138,390)	(7.56%)
Total Revenues	(3,264,580)	(3,184,710)	(188,680)	(3,373,390)	5.92%
Transfers to/from Reserves & R.F.					
Transfer to/(from) Reserve Fund	52,000	0	0	0	0.00%
Total Transfers	52,000	0	0	0	0.00%

**City of Pickering
2022
Approved Current Budget**

Building Services

Run Date: 5/31/22 3:02 PM

Account Descriptions	2020 Approved Budget	2021 Approved Budget	INC./DEC.	2022 Approved Budget	% CHGE. 2021
Net	(580,772)	(1,061,932)	(146,274)	(1,208,206)	13.77%

**City of Pickering
2022
Approved Current Budget**

Sustainability

Run Date: 5/31/22 3:02 PM

Account Descriptions	2020 Approved Budget	2021 Approved Budget	INC./DEC.	2022 Approved Budget	% CHGE. 2021
Expenditures					
Salaries & Wages	392,686	426,380	(37,475)	388,905	(8.79%)
Overtime	1,000	1,000	(500)	500	(50.00%)
Employer Contributions	99,046	121,519	(12,945)	108,574	(10.65%)
Conferences	4,000	3,000	1,000	4,000	33.33%
Uniforms	300	300	0	300	0.00%
Travel	2,000	1,500	(500)	1,000	(33.33%)
Cellular Phones	2,500	2,500	(300)	2,200	(12.00%)
Telephones	1,765	1,710	(190)	1,520	(11.11%)
Internet	0	0	190	190	0.00%
Advertising	9,500	9,130	(1,130)	8,000	(12.38%)
Trade Shows, Exhib & Displays	4,000	2,500	0	2,500	0.00%
Subscription & Publications	400	400	0	400	0.00%
Seminars & Education	8,380	6,250	(1,370)	4,880	(21.92%)
Insurance Premium	2,965	3,020	0	3,020	0.00%
Consulting & Professional	37,000	308,000	(157,000)	151,000	(50.97%)
Recpt, Prom & Sp Events	15,000	10,000	0	10,000	0.00%
Memberships	3,770	3,850	(300)	3,550	(7.79%)
Photo, Mapping, Printing	1,000	7,780	(6,780)	1,000	(87.15%)
Outside Agency Serv	10,000	9,500	(4,000)	5,500	(42.11%)
Software/Hardware Maintenance Con	1,310	1,635	(1,110)	525	(67.89%)
Stationery & Office Supplies	1,500	1,500	(500)	1,000	(33.33%)
Program Supplies	170,725	140,995	7,550	148,545	5.35%
COVID Related Expenditures	0	0	500	500	0.00%
Total Expenditures	768,847	1,062,469	(214,860)	847,609	(20.22%)
Revenues					
Sale of Serv - Plan Appl	0	0	(110,000)	(110,000)	0.00%
Donations	(1,500)	(500)	0	(500)	0.00%
Ont. Specific Grants	0	(14,680)	14,680	0	(100.00%)
Event Vendor Fees	(25,000)	(25,000)	12,750	(12,250)	(51.00%)
Sponsorships No Tax	(5,000)	(3,500)	1,500	(2,000)	(42.86%)
Marketing Sponsorships	(1,000)	(3,000)	1,000	(2,000)	(33.33%)
Misc Income	(4,000)	(277,000)	170,505	(106,495)	(61.55%)
Oth Rev - Rebates/Incentive	(40,000)	(40,000)	40,000	0	(100.00%)
Rntl - CCC Roof Solar Panel	(6,000)	(6,000)	6,000	0	(100.00%)
Total Revenues	(82,500)	(369,680)	136,435	(233,245)	(36.91%)

**City of Pickering
2022
Approved Current Budget**

Sustainability

Run Date: 5/31/22 3:02 PM

Account Descriptions	2020 Approved Budget	2021 Approved Budget	INC./DEC.	2022 Approved Budget	% CHGE. 2021
Transfers to/from Reserves & R.F.					
Transfer to/(from) Reserve Fund	(25,000)	(25,000)	0	(25,000)	0.00%
Total Transfers	(25,000)	(25,000)	0	(25,000)	0.00%
Net	661,347	667,789	(78,425)	589,364	(11.74%)

**City of Pickering
2022
Approved Current Budget**

Committee of Adjustment

Run Date: 5/31/22 3:02 PM

Account Descriptions	2020 Approved Budget	2021 Approved Budget	INC./DEC.	2022 Approved Budget	% CHGE. 2021
Expenditures					
Salaries & Wages	7,200	7,200	0	7,200	0.00%
Employer Contributions	494	501	521	1,022	103.99%
Conferences	1,000	1,000	0	1,000	0.00%
Travel	820	420	400	820	95.24%
Seminars & Education	200	200	0	200	0.00%
Memberships	750	750	0	750	0.00%
Total Expenditures	10,464	10,071	921	10,992	9.15%
Revenues					
Total Revenues	0	0	0	0	0.00%
Transfers to/from Reserves & R.F.					
Total Transfers	0	0	0	0	0.00%
Net	10,464	10,071	921	10,992	9.15%

**City of Pickering
2022
Approved Current Budget**

Heritage Pickering

Run Date: 5/31/22 3:02 PM

Account Descriptions	2020 Approved Budget	2021 Approved Budget	INC./DEC.	2022 Approved Budget	% CHGE. 2021
Expenditures					
Conferences	525	325	200	525	61.54%
Travel	500	250	250	500	100.00%
Seminars & Education	300	300	0	300	0.00%
Consulting & Professional	15,000	15,000	0	15,000	0.00%
Recpt, Prom & Sp Events	400	0	200	200	0.00%
Memberships	100	100	0	100	0.00%
Photo, Mapping, Printing	250	250	0	250	0.00%
Stationery & Office Supplies	150	150	0	150	0.00%
Gift Shop Plaques	2,500	0	500	500	0.00%
Total Expenditures	19,725	16,375	1,150	17,525	7.02%
Revenues					
Total Revenues	0	0	0	0	0.00%
Transfers to/from Reserves & R.F.					
Total Transfers	0	0	0	0	0.00%
Net	19,725	16,375	1,150	17,525	7.02%

Community Services Department

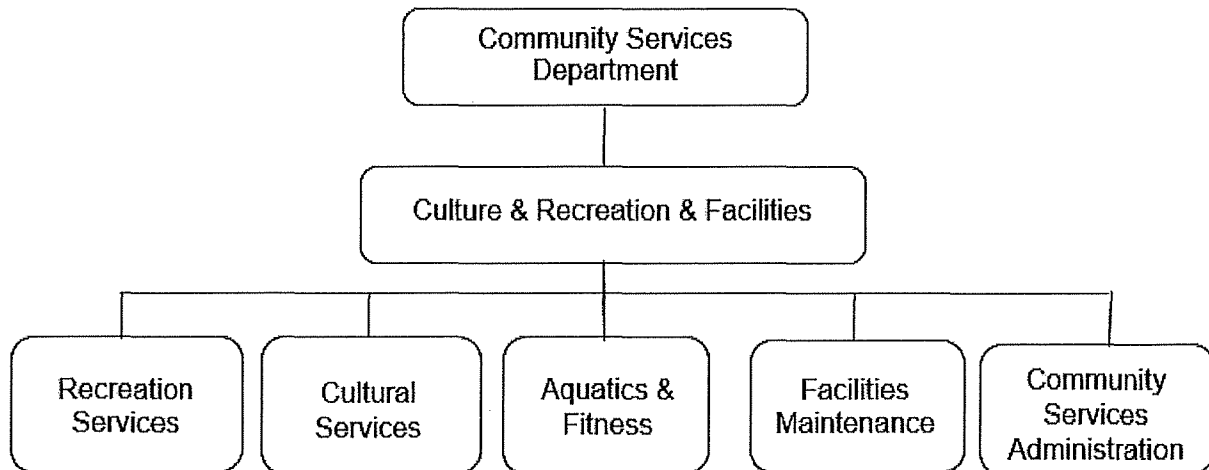
Overview

The Community Services Department is responsible for all matters relating to recreation and culture services including recreation programs, memberships, cultural opportunities and special events.

The department provides Pickering residents with high quality culture and recreation activities at a variety of City owned facilities including:

- Chestnut Hill Developments Recreation Complex (CHDRC) (aquatics centre, fitness/health club, racquet courts, twin ice pad arena, banquet halls/meeting rooms)
- Don Beer Arena (3 ice pads)
- Dunbarton Indoor Pool (25 metre pool)
- Community Centres (East Shore Community Centre, West Shore Community Centre, George Ashe Community Centre and northern facilities)
- Pickering Museum Village (19 heritage buildings)

In addition, the Community Services Department is responsible for the operation and maintenance of all City owned facilities including the Civic Complex.



Key Activities for 2022

- Return to regular service delivery for registered and drop-in programs affected by COVID and the implementation of marketing and communications initiatives to increase membership and participation

- Completion of lobby, fitness, change room, lighting, security and mechanical renovations at Chestnut Hill Developments Recreation Complex (CHDRC)
- Re-opening of full service levels at CHDRC including a rebranding of promotional materials and membership drive
- Initiate pool bleacher replacement, banquet hall floor replacement, tennis court roof repairs and arena floor replacement capital projects at CHDRC
- In partnership with the Operations department initiate the development of a long term strategy for the Northern Community Services facilities
- In partnership with Operations, Pickering Library and Engineering departments, begin development of recommended program and schematic concepts for the new Seaton Recreation Centre
- Development of City of Pickering action items and response to the Durham Region Community Safety and Well Being Plan
- Cultural Tourism development including the development of tourism routes led through the Pickering Museum Village
- Renovation of and exhibit design for the Log Barn at Pickering Museum Village
- Development of a Public Art Strategy and implementation of permanent public art works at New Fire Headquarters and Esplanade Park

Financial Information

Staffing Summary (Full & Regular Part Time)

	2018	Approved Current Term			Approved		
		2019	2020	2021	2022	Add	Delete
Full Time	67	71	75	76	2	-7	71
Reg. Part-Time	<u>52</u>	<u>52</u>	<u>49</u>	<u>49</u>	<u>0</u>	<u>-1</u>	<u>48</u>
Total	119	123	124	125	2	-8	119

The above chart excludes contract, students and term employees.

In 2021, the City merged Public Works, Facilities Capital Projects, Corporate Security, and Energy Management into a new Operations Department. Seven full-time positions were transferred from Community Services Department to the new Operations Department.

The department is proposing one new full-time Coordinator, Community Safety and Well Being position starting in September 2022 to implement action items in response to the Community Safety and Wellbeing plan. In addition, the conversion of one part-time

Event Coordinator position to a full-time position is being proposed to support the growth in city and community events.

Year-Over-Year (Net Cost) Budget Changes

	2021 Budget	2022 Approved Budget	Year/Year Increase (\$)	(%)
Cult. & Rec – Adm.	\$3,185,608	\$2,603,475	(\$582,133)	(18.27%)
Civic Centre	683,915	796,058	112,143	16.40
Seniors Citizens Centre	416,497	334,722	(81,775)	(19.63)
Programs	893,886	1,059,379	165,493	18.51
Dunbarton Pool	382,315	339,364	(42,951)	(11.23)
Don Beer Arena	760,468	446,318	(314,150)	(41.31)
Community Centres	857,697	744,130	(113,567)	(13.24)
Rec Complex – Core	2,273,318	2,612,036	338,718	14.90
Rec Complex – Pool	591,170	748,821	157,651	26.67
Rec Complex – Arenas	517,961	323,344	(194,617)	(37.57)
Museum	860,578	748,546	(112,032)	(13.02)
Pickering Arts Centre	0	0	0	0.00
Total (Net Cost)	\$11,423,413	\$10,756,193	(\$667,220)	(5.84%)

Explanation of Significant Budget Changes

Expenditures – Increases (Decreases)

Under the Community Services cost centres, the following accounts had significant budget changes:

Salaries & Wages \$900,232 - Budgeted increase to cover \$485,305 in grant funded positions. Budgeted increase also includes \$414,700 in additional part time staffing for COVID screening and additional cleaning staff, and includes a reduction of \$99,000 for part time staff during January COVID service reductions. Lastly, budget includes funding for a Coordinator, Community and Safety Well position with a September 1 start date and the conversion of a part-time Event Coordinator position to full time.

Salaries & Wages – Programs \$562,088 - Budgeted increase for part-time staff to resume full offering of registered programs. Staffing is budgeted based on elimination of programming in January based on COVID restrictions, resumption of programming with capacity limits February through June and full capacity programs July through December.

Overtime \$56,634 - Budget increase to return to pre-COVID service and activity levels.

Employee Contributions \$54,233 - Budget increase is attributable to the earlier mentioned new positions and increased employer CPP contribution rates in 2022.

Uniforms \$5,852 – Budget Increase due to return to pre-COVID staffing and service levels.

Advertising \$96,400 - Budget increase due to return to pre-COVID 19 events and programs.

Trade Shows & Exhibits \$148,600 - Budget increase due to Museum Blacksmith, Log Barn and Mobile Museum Exhibits. Expenses are fully offset by grant funding.

Printing/Broch/Newsletter \$19,000 – Budget increase to Pre-COVID levels for marketing for programming and events.

Consulting & Professional \$57,100 - Budget decrease of (\$46,700) due to consulting transfer to Operations department due to restructuring. Increase of \$70,400 to conduct Fair Minded Pricing Policy development. Increase of \$66,000 to museum consulting for exhibit design that is fully offset by grant revenue.

Reception, Promotion & Special Events (\$9,750) – Budget decrease of (\$23,250) in Seniors Centre tied to the removal of Special COVID -19 grant funding and associated expenses. Increase of \$10,500 to return to pre-COVID activity levels at the CHDRC for member events.

Building Repairs & Maintenance \$30,821 - Budget decreases due to transfers to COVID related expenditures. Budget increase of \$48,400 due to inclusion of dispensers and supplies to provide free feminine hygiene products across city facilities. Increase of \$32,000 at George Ashe Library and Community Centre (GALCC) for security camera and septic system repairs. Increase at the Museum for lighting improvements and landscape improvements that are partially offset by donations.

Miscellaneous Equipment Repairs \$19,265 - Budget increase for fitness equipment relocation and servicing due to capital replacement of fitness equipment in late 2022.

Software/Hardware Maintenance Contracts (\$69,893) - Budget decrease due to transfer of \$66,000 to Operations due to department restructuring.

Artefact Repairs & Maintenance (\$5,000) - Budget decrease for museum artifact repairs based on needs of the collection.

Program Building Rentals \$120,000 – Budget increase due to the resumption of Community use of Schools and return of Learn to Swim programming at CHRDC Pool as internal rental charges have been resumed.

Program Supplies \$383,745 – Budget Increase for expenses related to the Public Art Program. Expenses are fully offset by transfers from the Public Art Reserve and grant funding.

Event Supplies \$360,075 – Budget increase of \$181,000 for grant funded projects including \$75,000 for the Cultural Tourism Strategy (100% funded from Tourism Development Fund), \$13,000 for Community Tourism Event Pod Program (100% funded from Central Counties Tourism Grant), \$65,000 for Cultural Fusion Festival and Culture Days Programming (100% funded through Reconnect Grant) and \$20,000 for Esplanade Park Commemoration event (100% funded from Commemorate Canada Recovery Fund). Budget increase of \$67,000 for Canada Day daytime events reinstated to the budget post-COVID. Budget reduction of \$40,000 for the elimination of Canada Day – evening event. Increase of \$26,600 for Celebrate Winter event supplies offset by sponsorships. Increase of \$16,500 for expenses Central Counties Tourism Grant (100% grant funded).

Program Supplies \$45,750 - Budget increase for supplies to align with resumption of programming.

Supplies - Special Events \$23,420 – Budget increase of \$23,420 at the Museum for supplies for programming. Offset by admissions revenues.

Committee Expenses (\$68,750) - Budget decrease partially due to the transfer of Pickering Anti-Black Racism Taskforce (\$25,000) and the Indigenous Relationship Action Plan (\$17,500) to the CAO's office.

Utilities Water \$10,950 – Budget increase reflects re-opening of CHDRC Pool and Durham Region rate increase.

Utilities Gas - \$11,455 – Budget increase based on anticipated increase in natural gas prices.

Minor Furniture & Fixtures \$17,400 – Budget increase for replacement defibrillators and furniture at CHDRC.

COVID Related Expenditures \$78,000 – budget increase based on expense relocation from other budget lines for expenses directly related to COVID.

Revenues/Transfer from Reserves – (Increases)/ Decreases

Federal Grant Revenues (\$1,069,339) - Budgeted increase in grant revenues. Budgeted funding includes Legacy Fund Grant (\$65,000), My Mainstreet Community Activator Grant (\$150,000), Community Revitalization Fund (\$151,250) and Commemorate Canada Reopening Fund (\$25,000), Canada Summer Jobs (\$103,000), Celebrate Canada (\$24,000), Commemorate Canada Recovery Fund (\$70,000), Young Canada Works (\$45,500), Canada Cultural Investment Fund (\$55,000), Virtual Museum of Canada (\$83,900), Museum Assistance Program (\$268,000) Canada Cultural Spaces Fund (\$100,000), Tourism Relief Fund (\$95,000) and Museum Assistance Reopening Fund (\$100,000).

Ontario Grants (\$224,175) - Budgeted increase in revenues due to a number of project grants including; Tourism Development Grant (\$75,000), Central Counties Tourism (\$30,000), Reconnect Festivals and Events (\$70,000), Reconnect Grant carryover (\$50,000), Rural Economic Development Fund (\$44,400) and the Rural Economic Development Fund (\$30,000). Returning grants include Jumpstart (\$10,000), Community Museum Operating Grant (\$39,000) Summer Experience Fund (\$3,500), Central Counties Tourism (\$15,000) and Swim to Survive (14,500). \$218,500 in grant funding to support seniors programming has also been budgeted which is an increase of \$30,500 over 2021 revenues due to carryovers of some 2021 grant funding.

Program Revenues (\$756,458) - Program revenue budget has been increased by \$756,458 to \$1,266,600. Revenues were budgeted based on elimination of programming in January based on COVID restrictions, resumption of programming with capacity limits February through June and full capacity programs July through December.

Child Supervision (\$20,000) Budgeted increase due to resumption of Child Supervision services and admissions.

Admissions (\$96,794) - Budgeted increase due to the return to pre-COVID service levels and completion of CHDRC renovations.

Rentals – Ice (\$744,430) - Budgeted revenue increase to align with resumption of ice rentals in February 2022. Includes one pad of summer ice.

Rentals – Pool (\$154,820) - Budgeted revenue increase for the re-opening of CHDRC Pool and resumption of regular user group rentals.

Rentals (\$178,620) – Budget increase in rental revenue for Meeting Rooms (\$13,000), Halls (\$68,000), West Shore CC (\$46,620) and East Shore CC (\$24,000) and GALCC (\$27,000)

Memberships (\$121,584) Budgeted increase due to the return to pre-COVID service levels and completion of CHDRC renovations.

Arena Floor (\$10,500) – Budget increase in budgeted revenue for the resumption of regular user group rentals.

Sponsorships (\$90,000) – Budget increase in sponsorships due to the resumption of events.

Transfer – From Reserves (27,663) – Reflects a \$40,000 budget increase in funding from the Public Art Reserve to fund planned City Public Art Projects in 2022, partially offset by a reduction in transfers from other reserves.

Transfer - DC Reserve (\$70,400) – Reflects a budget transfer from DC reserves funds to fund the cost of consulting for development of the Fair Minded Pricing Study and Policy.

Department 2020 & 2021 Performance Indicators/Statistics

Performance Indicators/Statistics	2020	2021
Cultural Services		
Cultural Services Virtual Events, Cultural Pop-ups, on-line participants	109,827	32,713
Destination Pickering Social Media Engagement (likes, shares, comments)	8,948	15,185
Live Event Attendance (Events, Partner Events, Cultural Pop-ups)	2,184	22,000

Performance Indicators/Statistics	2020	2021
Recreation Services		
Programs offered	580	283
Registered participants	N/A	3,464
Events	10	18
Social media engagements	33,675	5,454
Aquatics		
Programs offered	528	19
Registered participants	1,665	120
Swim members	254	177
Available public swim hours	1,426	1,071
Available rental hours	907	810
Individual swim admission purchases	2,383	153
Fitness		
Group fitness registered programs offered	96	193
Group fitness registered participants	412	468
Small group training programs offered	71	77
Small group training participants	149	101
Personal training packages sold	25	12
Personal fitness members	221	181
Health Club		
Health Club Members	1,261	669
Available hours	3,283	2,740
Individual admissions purchased	250	62
Number of visits	76,000	8,603
Racquet Sports		
Squash Members	134	78
Racquetball Members	20	12
Tennis Members	43	76
Golden/Combination Members	39	40
Number of available hours:		
Tennis	2,467	1,300 4 courts= 5,200
Squash & Racquetball	2,365	2,072 10 courts = 20,720

Performance Indicators/Statistics	2020	2021
Number of guests		
Tennis	2,816	786
Squash	1,168	479
Racquetball	234	58
Number of courts booked		
Tennis	5,727	3,800
Squash	2,996	1,125
Doubles Squash	774	226
Racquetball	839	149
Pickering Museum Village		
Museum visitors and program participants	7,183	9,248
Facilities Operations – Arena		
CHDRC total hours of ice rental	1,256	2,230
DBA total hours of ice rental	3,127	3,282
CHDRC total hours of arena floor time rental	210	98
DBA total hours of arena floor time rental	0	1,155
DBA Banquet Hall rental hours	397	1,003
O'Brien Meeting Room rental hours	1,485	3,124

**City of Pickering
2022
Approved Current Budget**

Community Services Department

Run Date: 5/31/22 3:02 PM

Account Descriptions	2020 Approved Budget	2021 Approved Budget	INC./DEC.	2022 Approved Budget	% CHGE. 2021
Expenditures					
Salaries & Wages	8,033,959	7,747,696	900,232	8,647,928	11.62%
Salaries & Wages - Prg.	965,635	324,907	562,088	886,995	173.00%
Overtime	171,455	127,145	56,634	183,779	44.54%
Employer Contributions	2,024,516	2,078,310	54,233	2,132,543	2.61%
Conferences	7,600	3,565	3,400	6,965	95.37%
Uniforms	46,500	40,008	5,852	45,860	14.63%
Travel	18,425	10,625	5,000	15,625	47.06%
Freight, Express & Cartage	2,500	2,500	0	2,500	0.00%
Cellular Phones	32,800	35,450	640	36,090	1.81%
Telephones	100,535	98,935	(20,940)	77,995	(21.17%)
Internet	0	0	15,540	15,540	0.00%
Cable	0	0	5,985	5,985	0.00%
Advertising	260,400	231,400	96,400	327,800	41.66%
Trade Shows, Exhib & Displays	1,200	61,700	148,600	210,300	240.84%
Subscription & Publications	4,550	550	(200)	350	(36.36%)
Seminars & Education	49,600	39,320	2,114	41,434	5.38%
Purch Prntng/Broch/News Ltr	57,000	41,000	19,000	60,000	46.34%
Insurance Premium	62,960	64,220	(2,500)	61,720	(3.89%)
Ins. Deductible	11,000	11,000	0	11,000	0.00%
Consulting & Professional	223,985	95,300	57,100	152,400	59.92%
Recpt, Prom & Sp Events	63,000	123,380	(9,750)	113,630	(7.90%)
Memberships	16,417	20,296	(4,084)	16,212	(20.12%)
Photo, Mapping, Printing	9,000	9,000	0	9,000	0.00%
Outside Agency Serv	317,935	227,805	(991)	226,814	(0.44%)
Build Repairs & Mtce	1,538,875	1,317,944	30,821	1,348,765	2.34%
Veh - Repairs & Maintenance	11,300	11,300	(1,000)	10,300	(8.85%)
Misc Equip Repairs	75,650	60,410	19,265	79,675	31.89%
Software/Hardware Maintenance Co	72,809	96,453	(69,928)	26,525	(72.50%)
Antiques Repairs Mtce.	8,700	13,700	(5,000)	8,700	(36.50%)
Grounds Upkeep	2,800	2,800	0	2,800	0.00%
Community Use of Schools	3,500	2,000	1,500	3,500	75.00%
Building Rentals	72,210	73,410	0	73,410	0.00%
Prgm - Build Rentals	196,000	19,000	120,000	139,000	631.58%
Rental Misc Equip	9,600	3,600	6,000	9,600	166.67%
Land Rentals	46,160	46,150	0	46,150	0.00%

**City of Pickering
2022
Approved Current Budget**

Community Services Department

Run Date: 5/31/22 3:02 PM

Account Descriptions	2020 Approved Budget	2021 Approved Budget	INC./DEC.	2022 Approved Budget	% CHGE. 2021
Financial Service Charges	0	175,000	0	175,000	0.00%
Stationery & Office Supplies	17,050	12,050	(1,000)	11,050	(8.30%)
Forms	1,900	1,900	0	1,900	0.00%
Program Supplies	12,255	52,255	383,745	436,000	734.37%
Event Supplies	291,025	198,350	360,075	558,425	181.54%
Prgms Supplies	111,715	75,000	45,750	120,750	61.00%
Athletic Equip. Playroom	2,300	2,300	0	2,300	0.00%
Drop-In Centre Supplies	4,400	4,400	0	4,400	0.00%
Supplies - Special Events	14,500	11,580	23,420	35,000	202.25%
Antique Purchases	600	600	0	600	0.00%
Committee Expenses	67,750	98,250	(68,750)	29,500	(69.97%)
Gift Shop Plaques	5,250	2,625	2,375	5,000	90.48%
Utilities - Water	189,265	152,420	10,950	163,370	7.18%
Utilities - Gas	287,496	229,120	11,455	240,575	5.00%
Utilities - Hydro	1,317,361	1,154,661	0	1,154,661	0.00%
Utilities - Oil	5,683	5,683	0	5,683	0.00%
Utilities - Cable T.V.	850	850	(850)	0	(100.00%)
Gas, Oil Tires	10,075	10,075	3,775	13,850	37.47%
Supplies & Tools	75,536	58,911	2,100	61,011	3.56%
Minor Furniture & Fixtures	23,600	32,600	17,400	50,000	53.37%
System & Software Upgrades	25,000	0	0	0	0.00%
Misc. Equipment	13,400	13,400	(3,600)	9,800	(26.87%)
COVID Related Expenditures	0	0	78,000	78,000	0.00%
Total Expenditures	16,995,587	15,332,909	2,860,856	18,193,765	18.66%
Revenues					
Federal Grant	(147,000)	(261,313)	(1,069,339)	(1,330,652)	409.22%
Ont. Specific Grants	(243,800)	(392,305)	(224,175)	(616,480)	57.14%
Program Registrations	(1,944,900)	(510,142)	(756,458)	(1,266,600)	148.28%
Gift Shop	(10,500)	(5,250)	(6,350)	(11,600)	120.95%
Snack Bar	(16,950)	(9,925)	(1,729)	(11,654)	17.42%
Vending Machines	(17,500)	(15,500)	0	(15,500)	0.00%
Rentals	(4,600)	(2,300)	(606)	(2,906)	26.35%
Advertising Space	(77,000)	(66,000)	0	(66,000)	0.00%
Memberships-Pool/Health Club	(8,000)	(13,750)	6,416	(7,334)	(46.66%)
Programs	(76,560)	(36,560)	(440)	(37,000)	1.20%
Child Supervision	(30,000)	0	(20,000)	(20,000)	0.00%

**City of Pickering
2022
Approved Current Budget**

Community Services Department

Run Date: 5/31/22 3:02 PM

Account Descriptions	2020 Approved Budget	2021 Approved Budget	INC./DEC.	2022 Approved Budget	% CHGE. 2021
Fitness Testing	(70,000)	(40,000)	4,705	(35,295)	(11.76%)
Donations	(2,000)	(2,000)	(3,000)	(5,000)	150.00%
Admissions - Public & Edu.	(141,440)	(141,440)	(31,560)	(173,000)	22.31%
Admissions - Tennis	(92,000)	(74,000)	(9,000)	(83,000)	12.16%
Admissions - Skating	(23,500)	(11,750)	(6,250)	(18,000)	53.19%
Admissions - Public Swimming	(57,000)	(9,035)	(39,684)	(48,719)	439.23%
Admissions - Squash	(21,000)	(11,000)	(5,500)	(16,500)	50.00%
Admissions - Fitness Room	(6,500)	(2,000)	(3,100)	(5,100)	155.00%
Admissions - Racquet Ball	(5,000)	(1,600)	(1,700)	(3,300)	106.25%
Rentals - Ice Surface	(1,852,000)	(782,570)	(744,430)	(1,527,000)	95.13%
Rentals - Pool	(276,000)	(71,500)	(154,820)	(226,320)	216.53%
Rentals - Mtg. Room/Public	(86,000)	(48,000)	(13,000)	(61,000)	27.08%
Rentals - Mtg. Room/Prog.	(27,000)	(7,000)	0	(7,000)	0.00%
Rentals - Halls	(149,000)	(27,000)	(68,000)	(95,000)	251.85%
Rentals - Pool-School Board	(1,258)	0	0	0	0.00%
Rentals - West Shore C.C.	(70,901)	(44,780)	(46,620)	(91,400)	104.11%
Rentals - East Shore C.C.	(56,000)	(10,000)	(24,000)	(34,000)	240.00%
Rentals - Lockers	(100)	0	0	0	0.00%
Memberships - Tennis	(24,000)	(24,000)	(3,500)	(27,500)	14.58%
Memberships - Pool/Health Club	(679,000)	(371,000)	(111,789)	(482,789)	30.13%
Memberships - Squash	(75,000)	(56,000)	1,000	(55,000)	(1.79%)
Memberships - General	(140,500)	(90,000)	(13,095)	(103,095)	14.55%
Memberships - Racquet Ball	(21,000)	(12,000)	5,800	(6,200)	(48.33%)
Rentals - Claremont C.C.	(800)	(800)	0	(800)	0.00%
Rentals - Petticoat Creek	(54,000)	(22,000)	(27,000)	(49,000)	122.73%
Rentals - Wellness Clinic	(59,000)	(68,000)	(7,000)	(75,000)	10.29%
Arena Floor Rentals	(39,500)	(39,500)	(10,500)	(50,000)	26.58%
Other Misc Revenue	(24,850)	(93,500)	(4,580)	(98,080)	4.90%
Netted Revenue	(175,702)	(364,123)	(1,425)	(365,548)	0.39%
Event Vendor Fees	(13,950)	(11,235)	3,135	(8,100)	(27.90%)
Sponsorships No Tax	(4,500)	(7,500)	(2,500)	(10,000)	33.33%
Marketing Sponsorships	(37,000)	(29,500)	(90,000)	(119,500)	305.08%
Miscellaneous Revenue	0	0	(5,000)	(5,000)	0.00%
Other Revenue - Membership NSF F	(5,000)	(6,200)	0	(6,200)	0.00%
Total Revenues	(6,867,311)	(3,792,078)	(3,485,094)	(7,277,172)	91.90%
Transfers to/from Reserves & R.F.					

**City of Pickering
2022
Approved Current Budget**

Community Services Department

Run Date: 5/31/22 3:02 PM

Account Descriptions	2020 Approved Budget	2021 Approved Budget	INC./DEC.	2022 Approved Budget	% CHGE. 2021
Transfer to/(from) Reserve	(314,500)	(99,818)	9,818	(90,000)	(9.84%)
Trans. to/(from) Continuing Studies F	(42,475)	(17,600)	17,600	0	(100.00%)
Transfer to/(from) Reserve Fund	(37,910)	0	(70,400)	(70,400)	0.00%
Total Transfers	(394,885)	(117,418)	(42,982)	(160,400)	36.61%
Net	9,733,391	11,423,413	(667,220)	10,756,193	(5.84%)

**City of Pickering
2022
Approved Current Budget**

Cult. & Rec. - Admin.

Run Date: 5/31/22 3:02 PM

Account Descriptions	2020 Approved Budget	2021 Approved Budget	INC./DEC.	2022 Approved Budget	% CHGE. 2021
Expenditures					
Salaries & Wages	1,976,454	2,064,928	(343,020)	1,721,908	(16.61%)
Overtime	27,855	11,880	8,455	20,335	71.17%
Employer Contributions	569,292	595,950	(116,948)	479,002	(19.62%)
Conferences	6,100	2,065	4,900	6,965	237.29%
Uniforms	2,500	2,500	0	2,500	0.00%
Travel	8,000	2,000	0	2,000	0.00%
Cellular Phones	10,000	10,000	0	10,000	0.00%
Telephones	12,685	11,850	(2,445)	9,405	(20.63%)
Internet	0	0	2,445	2,445	0.00%
Advertising	128,400	115,400	28,200	143,600	24.44%
Subscription & Publications	4,200	200	(200)	0	(100.00%)
Seminars & Education	6,220	4,220	1,780	6,000	42.18%
Insurance Premium	10,540	10,750	(2,500)	8,250	(23.26%)
Consulting & Professional	119,870	16,000	54,400	70,400	340.00%
Recpt, Prom & Sp Events	6,000	6,000	3,000	9,000	50.00%
Memberships	8,700	11,875	(3,725)	8,150	(31.37%)
Photo, Mapping, Printing	9,000	9,000	0	9,000	0.00%
Build Repairs & Mtce	213,000	0	0	0	0.00%
Software/Hardware Maintenance Co	40,616	70,115	(65,850)	4,265	(93.92%)
Building Rentals	72,200	73,400	0	73,400	0.00%
Financial Service Charges	0	175,000	0	175,000	0.00%
Stationery & Office Supplies	4,800	4,800	(500)	4,300	(10.42%)
Program Supplies	0	40,000	392,000	432,000	980.00%
Committee Expenses	67,750	98,250	(68,750)	29,500	(69.97%)
Minor Furniture & Fixtures	1,000	1,000	0	1,000	0.00%
System & Software Upgrades	25,000	0	0	0	0.00%
Total Expenditures	3,330,182	3,337,183	(108,758)	3,228,425	(3.26%)
Revenues					
Federal Grant	0	0	(399,550)	(399,550)	0.00%
Ont. Specific Grants	(50,000)	(95,575)	85,575	(10,000)	(89.54%)
Marketing Sponsorships	0	0	(65,000)	(65,000)	0.00%
Total Revenues	(50,000)	(95,575)	(378,975)	(474,550)	396.52%
Transfers to/from Reserves & R.F.					
Transfer to/(from) Reserve	(213,000)	(40,000)	(40,000)	(80,000)	100.00%
Trans. to/(from) Continuing Studies F	(35,360)	(16,000)	16,000	0	(100.00%)

**City of Pickering
2022
Approved Current Budget**

Cult. & Rec. - Admin.

Run Date: 5/31/22 3:02 PM

Account Descriptions	2020 Approved Budget	2021 Approved Budget	INC./DEC.	2022 Approved Budget	% CHGE. 2021
Transfer to/(from) Reserve Fund	(37,910)	0	(70,400)	(70,400)	0.00%
Total Transfers	(286,270)	(56,000)	(94,400)	(150,400)	168.57%
Net	2,993,912	3,185,608	(582,133)	2,603,475	(18.27%)

**City of Pickering
2022
Approved Current Budget**

Civic Centre

Run Date: 5/31/22 3:02 PM

Account Descriptions	2020 Approved Budget	2021 Approved Budget	INC./DEC.	2022 Approved Budget	% CHGE. 2021
Expenditures					
Salaries & Wages	248,735	403,459	76,023	479,482	18.84%
Overtime	5,500	5,500	0	5,500	0.00%
Employer Contributions	58,616	74,908	27,177	102,085	36.28%
Uniforms	2,000	2,000	0	2,000	0.00%
Telephones	4,235	4,780	(530)	4,250	(11.09%)
Internet	0	0	530	530	0.00%
Cable	0	0	850	850	0.00%
Seminars & Education	1,000	1,000	0	1,000	0.00%
Insurance Premium	3,065	3,120	0	3,120	0.00%
Ins. Deductible	1,000	1,000	0	1,000	0.00%
Consulting & Professional	2,000	2,000	0	2,000	0.00%
Outside Agency Serv	117,880	128,500	2,370	130,870	1.84%
Build Repairs & Mtce	150,643	199,683	(8,058)	191,625	(4.04%)
Misc Equip Repairs	1,500	1,500	0	1,500	0.00%
Software/Hardware Maintenance Con	661	714	(219)	495	(30.67%)
Rental Misc Equip	500	500	0	500	0.00%
Utilities - Water	14,480	14,770	0	14,770	0.00%
Utilities - Gas	25,027	25,530	1,275	26,805	4.99%
Utilities - Hydro	163,824	163,824	0	163,824	0.00%
Utilities - Cable T.V.	850	850	(850)	0	(100.00%)
Supplies & Tools	3,000	3,000	0	3,000	0.00%
COVID Related Expenditures	0	0	15,000	15,000	0.00%
Total Expenditures	804,516	1,036,638	113,568	1,150,206	10.96%
Revenues					
Vending Machines	(500)	(500)	0	(500)	0.00%
Netted Revenue	(163,802)	(352,223)	(1,425)	(353,648)	0.40%
Total Revenues	(164,302)	(352,723)	(1,425)	(354,148)	0.40%
Transfers to/from Reserves & R.F.					
Total Transfers	0	0	0	0	0.00%
Net	640,214	683,915	112,143	796,058	16.40%

**City of Pickering
2022
Approved Current Budget**

Senior Citizens Centre

Run Date: 5/31/22 3:02 PM

Account Descriptions	2020 Approved Budget	2021 Approved Budget	INC./DEC.	2022 Approved Budget	% CHGE. 2021
Expenditures					
Salaries & Wages	309,509	306,916	(20,668)	286,248	(6.73%)
Overtime	6,000	6,000	0	6,000	0.00%
Employer Contributions	62,236	80,259	(5,801)	74,458	(7.23%)
Uniforms	800	1,000	200	1,200	20.00%
Travel	800	1,000	0	1,000	0.00%
Cellular Phones	600	600	0	600	0.00%
Telephones	5,105	4,725	(1,665)	3,060	(35.24%)
Internet	0	0	75	75	0.00%
Cable	0	0	1,590	1,590	0.00%
Advertising	3,000	3,000	(2,000)	1,000	(66.67%)
Seminars & Education	5,300	5,500	0	5,500	0.00%
Insurance Premium	2,390	2,440	0	2,440	0.00%
Recpt, Prom & Sp Events	34,500	106,380	(23,250)	83,130	(21.86%)
Memberships	825	825	0	825	0.00%
Outside Agency Serv	9,580	9,280	(6,700)	2,580	(72.20%)
Build Repairs & Mtce	83,640	82,075	(24,091)	57,984	(29.35%)
Software/Hardware Maintenance Co	2,710	2,430	(65)	2,365	(2.67%)
Athletic Equip. Playroom	2,300	2,300	0	2,300	0.00%
Utilities - Water	6,920	7,050	0	7,050	0.00%
Utilities - Gas	7,780	6,280	315	6,595	5.02%
Utilities - Hydro	29,152	29,152	0	29,152	0.00%
Supplies & Tools	2,100	2,100	0	2,100	0.00%
Minor Furniture & Fixtures	600	600	(600)	0	(100.00%)
COVID Related Expenditures	0	0	4,000	4,000	0.00%
Total Expenditures	575,847	659,912	(78,660)	581,252	(11.92%)
Revenues					
Federal Grant	0	(24,450)	24,450	0	(100.00%)
Ont. Specific Grants	(140,400)	(188,030)	(30,500)	(218,530)	16.22%
Programs	(53,000)	(20,000)	(2,000)	(22,000)	10.00%
Event Vendor Fees	(3,800)	(8,435)	7,435	(1,000)	(88.14%)
Sponsorships No Tax	(500)	(500)	(2,500)	(3,000)	500.00%
Marketing Sponsorships	(2,000)	(2,000)	0	(2,000)	0.00%
Total Revenues	(199,700)	(243,415)	(3,115)	(246,530)	1.28%
Transfers to/from Reserves & R.F.					
Total Transfers	0	0	0	0	0.00%

**City of Pickering
2022
Approved Current Budget**

Senior Citizens Centre

Run Date: 5/31/22 3:02 PM

Account Descriptions	2020 Approved Budget	2021 Approved Budget	INC./DEC.	2022 Approved Budget	% CHGE. 2021
Net	376,147	416,497	(81,775)	334,722	(19.63%)

**City of Pickering
2022
Approved Current Budget**

Programs

Run Date: 5/31/22 3:02 PM

Account Descriptions	2020 Approved Budget	2021 Approved Budget	INC./DEC.	2022 Approved Budget	% CHGE. 2021
Expenditures					
Salaries & Wages	582,373	644,857	89,807	734,664	13.93%
Salaries & Wages - Prg.	965,635	324,907	562,088	886,995	173.00%
Overtime	16,900	16,900	0	16,900	0.00%
Employer Contributions	198,790	160,517	43,042	203,559	26.81%
Uniforms	5,000	5,000	0	5,000	0.00%
Travel	3,200	3,200	0	3,200	0.00%
Cellular Phones	1,500	3,500	500	4,000	14.29%
Telephones	2,470	2,390	(265)	2,125	(11.09%)
Subscription & Publications	100	100	0	100	0.00%
Seminars & Education	7,400	7,600	(3,450)	4,150	(45.39%)
Purch Prntng/Broch/News Ltr	57,000	41,000	19,000	60,000	46.34%
Insurance Premium	9,310	9,500	0	9,500	0.00%
Recpt, Prom & Sp Events	3,000	3,000	0	3,000	0.00%
Memberships	1,200	2,100	(600)	1,500	(28.57%)
Outside Agency Serv	92,000	3,000	9,306	12,306	310.20%
Misc Equip Repairs	200	200	0	200	0.00%
Software/Hardware Maintenance Col	4,057	2,070	(1,115)	955	(53.86%)
Community Use of Schools	3,500	2,000	1,500	3,500	75.00%
Prgm - Build Rentals	196,000	19,000	120,000	139,000	631.58%
Forms	500	500	0	500	0.00%
Event Supplies	291,025	198,350	360,075	558,425	181.54%
Prgms Supplies	111,715	75,000	45,750	120,750	61.00%
Drop-In Centre Supplies	4,400	4,400	0	4,400	0.00%
Supplies & Tools	2,800	2,800	(400)	2,400	(14.29%)
Misc. Equipment	7,000	7,000	(2,000)	5,000	(28.57%)
Total Expenditures	2,567,075	1,538,891	1,243,238	2,782,129	80.79%
Revenues					
Federal Grant	(49,000)	(53,863)	(120,137)	(174,000)	223.04%
Ont. Specific Grants	(14,400)	(44,200)	(161,850)	(206,050)	366.18%
Program Registrations	(1,944,900)	(510,142)	(756,458)	(1,266,600)	148.28%
Advertising Space	(22,000)	(11,000)	0	(11,000)	0.00%
Other Misc Revenue	(8,350)	(6,000)	(5,000)	(11,000)	83.33%
Event Vendor Fees	(10,150)	(2,800)	(4,300)	(7,100)	153.57%
Sponsorships No Tax	(4,000)	(7,000)	0	(7,000)	0.00%
Marketing Sponsorships	(10,000)	(10,000)	(25,000)	(35,000)	250.00%

**City of Pickering
2022
Approved Current Budget**

Programs

Run Date: 5/31/22 3:02 PM

Account Descriptions	2020 Approved Budget	2021 Approved Budget	INC./DEC.	2022 Approved Budget	% CHGE. 2021
Miscellaneous Revenue	0	0	(5,000)	(5,000)	0.00%
Total Revenues	(2,062,800)	(645,005)	(1,077,745)	(1,722,750)	167.09%
Transfers to/from Reserves & R.F.					
Total Transfers	0	0	0	0	0.00%
Net	504,275	893,886	165,493	1,059,379	18.51%

**City of Pickering
2022
Approved Current Budget**

Dunbarton Pool

Run Date: 5/31/22 3:02 PM

Account Descriptions	2020 Approved Budget	2021 Approved Budget	INC./DEC.	2022 Approved Budget	% CHGE. 2021
Expenditures					
Salaries & Wages	230,438	288,182	(23,608)	264,574	(8.19%)
Overtime	2,200	2,200	0	2,200	0.00%
Employer Contributions	57,829	70,555	(604)	69,951	(0.86%)
Uniforms	2,000	1,620	380	2,000	23.46%
Travel	200	200	0	200	0.00%
Cellular Phones	500	500	540	1,040	108.00%
Telephones	5,100	5,110	(870)	4,240	(17.03%)
Internet	0	0	870	870	0.00%
Seminars & Education	1,370	1,370	816	2,186	59.56%
Insurance Premium	1,690	1,720	0	1,720	0.00%
Consulting & Professional	12,000	10,000	(10,000)	0	(100.00%)
Memberships	120	102	8	110	7.84%
Outside Agency Serv	2,080	2,080	33	2,113	1.59%
Build Repairs & Mtce	37,300	35,300	9,615	44,915	27.24%
Misc Equip Repairs	3,000	3,000	0	3,000	0.00%
Software/Hardware Maintenance Coi	569	450	(60)	390	(13.33%)
Stationery & Office Supplies	300	200	0	200	0.00%
Utilities - Gas	34,951	30,650	1,530	32,180	4.99%
Supplies & Tools	8,661	8,661	3,000	11,661	34.64%
COVID Related Expenditures	0	0	5,000	5,000	0.00%
Total Expenditures	400,308	461,900	(13,350)	448,550	(2.89%)
Revenues					
Memberships-Pool/Health Club	(8,000)	(13,750)	6,416	(7,334)	(46.66%)
Admissions - Public Swimming	(5,000)	(1,835)	(2,393)	(4,228)	130.41%
Rentals - Pool	(110,000)	(64,000)	(33,624)	(97,624)	52.54%
Total Revenues	(123,000)	(79,585)	(29,601)	(109,186)	37.19%
Transfers to/from Reserves & R.F.					
Total Transfers	0	0	0	0	0.00%
Net	277,308	382,315	(42,951)	339,364	(11.23%)

**City of Pickering
2022
Approved Current Budget**

Don Beer Arena

Run Date: 5/31/22 3:02 PM

Account Descriptions	2020 Approved Budget	2021 Approved Budget	INC./DEC.	2022 Approved Budget	% CHGE. 2021
Expenditures					
Salaries & Wages	606,361	565,203	82,514	647,717	14.60%
Overtime	20,000	20,000	0	20,000	0.00%
Employer Contributions	146,381	149,395	7,921	157,316	5.30%
Uniforms	5,000	5,000	0	5,000	0.00%
Travel	200	200	0	200	0.00%
Cellular Phones	1,800	1,800	0	1,800	0.00%
Telephones	16,110	16,150	(810)	15,340	(5.02%)
Internet	0	0	265	265	0.00%
Cable	0	0	545	545	0.00%
Seminars & Education	4,110	4,200	(1,100)	3,100	(26.19%)
Insurance Premium	5,850	5,970	0	5,970	0.00%
Ins. Deductible	2,000	2,000	0	2,000	0.00%
Consulting & Professional	0	5,000	(5,000)	0	(100.00%)
Memberships	400	400	0	400	0.00%
Outside Agency Serv	3,115	3,115	0	3,115	0.00%
Build Repairs & Mtce	156,365	196,895	(12,045)	184,850	(6.12%)
Misc Equip Repairs	15,000	15,000	0	15,000	0.00%
Software/Hardware Maintenance Con	1,639	1,270	(260)	1,010	(20.47%)
Rental Misc Equip	300	300	0	300	0.00%
Land Rentals	46,160	46,150	0	46,150	0.00%
Stationery & Office Supplies	300	300	0	300	0.00%
Utilities - Water	31,790	24,300	0	24,300	0.00%
Utilities - Gas	41,385	31,650	1,585	33,235	5.01%
Utilities - Hydro	286,398	219,150	0	219,150	0.00%
Supplies & Tools	2,165	2,165	0	2,165	0.00%
Minor Furniture & Fixtures	0	3,000	3,000	6,000	100.00%
Misc. Equipment	6,400	6,400	(1,600)	4,800	(25.00%)
COVID Related Expenditures	0	0	9,000	9,000	0.00%
Total Expenditures	1,399,229	1,325,013	84,015	1,409,028	6.34%
Revenues					
Snack Bar	(9,850)	(4,925)	(879)	(5,804)	17.85%
Vending Machines	(4,500)	(2,500)	0	(2,500)	0.00%
Rentals	(4,600)	(2,300)	(606)	(2,906)	26.35%
Admissions - Skating	(3,500)	(1,750)	(250)	(2,000)	14.29%
Rentals - Ice Surface	(1,040,000)	(486,570)	(392,430)	(879,000)	80.65%

**City of Pickering
2022
Approved Current Budget**

Don Beer Arena

Run Date: 5/31/22 3:02 PM

Account Descriptions	2020 Approved Budget	2021 Approved Budget	INC./DEC.	2022 Approved Budget	% CHGE. 2021
Rentals - Halls	(47,000)	(27,000)	2,000	(25,000)	(7.41%)
Arena Floor Rentals	(32,000)	(32,000)	(6,000)	(38,000)	18.75%
Marketing Sponsorships	(15,000)	(7,500)	0	(7,500)	0.00%
Total Revenues	(1,156,450)	(564,545)	(398,165)	(962,710)	70.53%
Transfers to/from Reserves & R.F.					
Total Transfers	0	0	0	0	0.00%
Net	242,779	760,468	(314,150)	446,318	(41.31%)

**City of Pickering
2022
Approved Current Budget**

Community Centres

Run Date: 5/31/22 3:02 PM

Account Descriptions	2020 Approved Budget	2021 Approved Budget	INC./DEC.	2022 Approved Budget	% CHGE. 2021
Expenditures					
Salaries & Wages	279,516	322,073	(12,090)	309,983	(3.75%)
Overtime	8,000	8,000	0	8,000	0.00%
Employer Contributions	67,028	76,759	1,517	78,276	1.98%
Uniforms	2,200	2,200	0	2,200	0.00%
Travel	500	500	0	500	0.00%
Cellular Phones	2,500	2,500	0	2,500	0.00%
Telephones	13,755	13,625	(8,060)	5,565	(59.16%)
Internet	0	0	6,980	6,980	0.00%
Cable	0	0	1,080	1,080	0.00%
Seminars & Education	1,360	1,360	1,900	3,260	139.71%
Insurance Premium	3,900	3,980	0	3,980	0.00%
Ins. Deductible	2,000	2,000	0	2,000	0.00%
Consulting & Professional	45,000	48,300	(48,300)	0	(100.00%)
Outside Agency Serv	11,984	11,984	0	11,984	0.00%
Build Repairs & Mtce	282,476	269,305	22,760	292,065	8.45%
Veh - Repairs & Maintenance	6,300	6,300	0	6,300	0.00%
Misc Equip Repairs	1,500	1,500	0	1,500	0.00%
Software/Hardware Maintenance Co	703	562	(97)	465	(17.26%)
Building Rentals	10	10	0	10	0.00%
Utilities - Water	13,000	13,250	0	13,250	0.00%
Utilities - Gas	27,863	26,100	1,305	27,405	5.00%
Utilities - Hydro	116,990	116,990	0	116,990	0.00%
Utilities - Oil	4,867	4,867	0	4,867	0.00%
Gas, Oil Tires	8,112	8,112	3,038	11,150	37.45%
Supplies & Tools	2,000	2,000	0	2,000	0.00%
Minor Furniture & Fixtures	10,000	10,000	0	10,000	0.00%
COVID Related Expenditures	0	0	12,000	12,000	0.00%
Total Expenditures	911,564	952,277	(17,967)	934,310	(1.89%)
Revenues					
Vending Machines	(1,000)	(1,000)	0	(1,000)	0.00%
Rentals - West Shore C.C.	(70,901)	(44,780)	(46,620)	(91,400)	104.11%
Rentals - East Shore C.C.	(56,000)	(10,000)	(24,000)	(34,000)	240.00%
Rentals - Claremont C.C.	(800)	(800)	0	(800)	0.00%
Rentals - Petticoat Creek	(54,000)	(22,000)	(27,000)	(49,000)	122.73%
Other Misc Revenue	(2,500)	(2,500)	420	(2,080)	(16.80%)

**City of Pickering
2022
Approved Current Budget**

Community Centres

Run Date: 5/31/22 3:02 PM

Account Descriptions	2020 Approved Budget	2021 Approved Budget	INC./DEC.	2022 Approved Budget	% CHGE. 2021
Netted Revenue	(11,900)	(11,900)	0	(11,900)	0.00%
Total Revenues	(197,101)	(92,980)	(97,200)	(190,180)	104.54%
Transfers to/from Reserves & R.F.					
Trans. to/(from) Continuing Studies F	0	(1,600)	1,600	0	(100.00%)
Total Transfers	0	(1,600)	1,600	0	(100.00%)
Net	714,463	857,697	(113,567)	744,130	(13.24%)

**City of Pickering
2022
Approved Current Budget**

Recreation Complex - Central Core

Run Date: 5/31/22 3:02 PM

Account Descriptions	2020 Approved Budget	2021 Approved Budget	INC./DEC.	2022 Approved Budget	% CHGE. 2021
Expenditures					
Salaries & Wages	2,069,185	1,799,633	405,241	2,204,874	22.52%
Overtime	47,000	32,000	41,844	73,844	130.76%
Employer Contributions	483,309	521,254	24,161	545,415	4.64%
Uniforms	12,000	8,000	1,000	9,000	12.50%
Travel	1,300	800	0	800	0.00%
Cellular Phones	8,000	8,650	0	8,650	0.00%
Telephones	13,995	12,725	(1,065)	11,660	(8.37%)
Internet	0	0	1,065	1,065	0.00%
Advertising	31,000	15,000	16,000	31,000	106.67%
Subscription & Publications	250	250	0	250	0.00%
Seminars & Education	10,175	5,925	156	6,081	2.63%
Insurance Premium	13,305	13,570	0	13,570	0.00%
Ins. Deductible	4,000	4,000	0	4,000	0.00%
Consulting & Professional	13,870	0	0	0	0.00%
Recpt, Prom & Sp Events	9,000	2,500	10,500	13,000	420.00%
Memberships	2,865	2,865	225	3,090	7.85%
Outside Agency Serv	74,941	63,491	(6,000)	57,491	(9.45%)
Build Repairs & Mtce	263,591	213,965	13,685	227,650	6.40%
Misc Equip Repairs	40,450	28,210	19,265	47,475	68.29%
Software/Hardware Maintenance Co	16,696	15,000	(4,780)	10,220	(31.87%)
Rental Misc Equip	8,000	2,000	6,000	8,000	300.00%
Stationery & Office Supplies	8,000	3,100	0	3,100	0.00%
Forms	1,100	1,100	0	1,100	0.00%
Supplies - Special Events	4,000	1,000	0	1,000	0.00%
Utilities - Water	53,475	38,180	0	38,180	0.00%
Utilities - Gas	61,216	43,700	2,185	45,885	5.00%
Utilities - Hydro	276,664	254,000	0	254,000	0.00%
Supplies & Tools	38,975	26,200	0	26,200	0.00%
Minor Furniture & Fixtures	12,000	15,000	12,000	27,000	80.00%
COVID Related Expenditures	0	0	14,000	14,000	0.00%
Total Expenditures	3,578,362	3,132,118	555,482	3,687,600	17.74%
Revenues					
Vending Machines	(10,000)	(10,000)	0	(10,000)	0.00%
Child Supervision	(30,000)	0	(20,000)	(20,000)	0.00%
Fitness Testing	(70,000)	(40,000)	4,705	(35,295)	(11.76%)

**City of Pickering
2022
Approved Current Budget**

Recreation Complex - Central Core

Run Date: 5/31/22 3:02 PM

Account Descriptions	2020 Approved Budget	2021 Approved Budget	INC./DEC.	2022 Approved Budget	% CHGE. 2021
Admissions - Tennis	(92,000)	(74,000)	(9,000)	(83,000)	12.16%
Admissions - Squash	(21,000)	(11,000)	(5,500)	(16,500)	50.00%
Admissions - Fitness Room	(6,500)	(2,000)	(3,100)	(5,100)	155.00%
Admissions - Racquet Ball	(5,000)	(1,600)	(1,700)	(3,300)	106.25%
Rentals - Mtg. Room/Public	(27,000)	(7,000)	(19,000)	(26,000)	271.43%
Rentals - Mtg. Room/Prog.	(27,000)	(7,000)	0	(7,000)	0.00%
Rentals - Halls	(102,000)	0	(70,000)	(70,000)	0.00%
Rentals - Lockers	(100)	0	0	0	0.00%
Memberships - Tennis	(24,000)	(24,000)	(3,500)	(27,500)	14.58%
Memberships - Pool/Health Club	(621,000)	(365,000)	(76,374)	(441,374)	20.92%
Memberships - Squash	(75,000)	(56,000)	1,000	(55,000)	(1.79%)
Memberships - General	(140,500)	(90,000)	(13,095)	(103,095)	14.55%
Memberships - Racquet Ball	(21,000)	(12,000)	5,800	(6,200)	(48.33%)
Rentals - Wellness Clinic	(59,000)	(68,000)	(7,000)	(75,000)	10.29%
Other Misc Revenue	(14,000)	(85,000)	0	(85,000)	0.00%
Other Revenue - Membership NSF F	(5,000)	(6,200)	0	(6,200)	0.00%
Total Revenues	(1,350,100)	(858,800)	(216,764)	(1,075,564)	25.24%
Transfers to/from Reserves & R.F.					
Transfer to/(from) Reserve	(92,500)	0	0	0	0.00%
Trans. to/(from) Continuing Studies F	(3,870)	0	0	0	0.00%
Total Transfers	(96,370)	0	0	0	0.00%
Net	2,131,892	2,273,318	338,718	2,612,036	14.90%

**City of Pickering
2022
Approved Current Budget**

Recreation Complex - Pool

Run Date: 5/31/22 3:02 PM

Account Descriptions	2020 Approved Budget	2021 Approved Budget	INC./DEC.	2022 Approved Budget	% CHGE. 2021
Expenditures					
Salaries & Wages	452,214	195,984	298,909	494,893	152.52%
Overtime	10,000	5,000	0	5,000	0.00%
Employer Contributions	82,938	68,006	32,552	100,558	47.87%
Uniforms	5,000	2,688	2,312	5,000	86.01%
Travel	225	225	0	225	0.00%
Telephones	705	680	(75)	605	(11.03%)
Internet	0	0	75	75	0.00%
Seminars & Education	2,815	670	1,612	2,282	240.60%
Insurance Premium	4,540	4,630	0	4,630	0.00%
Consulting & Professional	1,250	0	0	0	0.00%
Memberships	120	102	8	110	7.84%
Build Repairs & Mtce	92,900	71,950	(2,000)	69,950	(2.78%)
Misc Equip Repairs	2,000	1,000	0	1,000	0.00%
Software/Hardware Maintenance Col	1,122	785	25	810	3.18%
Utilities - Water	53,680	43,800	10,950	54,750	25.00%
Utilities - Gas	61,216	43,700	2,185	45,885	5.00%
Utilities - Hydro	202,098	165,000	0	165,000	0.00%
Supplies & Tools	11,500	7,650	0	7,650	0.00%
COVID Related Expenditures	0	0	5,000	5,000	0.00%
Total Expenditures	984,323	611,870	351,553	963,423	57.46%
Revenues					
Admissions - Public Swimming	(52,000)	(7,200)	(37,291)	(44,491)	517.93%
Rentals - Pool	(166,000)	(7,500)	(121,196)	(128,696)	1,615.95%
Rentals - Pool-School Board	(1,258)	0	0	0	0.00%
Memberships - Pool/Health Club	(58,000)	(6,000)	(35,415)	(41,415)	590.25%
Total Revenues	(277,258)	(20,700)	(193,902)	(214,602)	936.72%
Transfers to/from Reserves & R.F.					
Transfer to/(from) Reserve	(9,000)	0	0	0	0.00%
Trans. to/(from) Continuing Studies F	(1,250)	0	0	0	0.00%
Total Transfers	(10,250)	0	0	0	0.00%
Net	696,815	591,170	157,651	748,821	26.67%

**City of Pickering
2022
Approved Current Budget**

Recreation Complex - Arenas

Run Date: 5/31/22 3:02 PM

Account Descriptions	2020 Approved Budget	2021 Approved Budget	INC./DEC.	2022 Approved Budget	% CHGE. 2021
Expenditures					
Salaries & Wages	490,610	411,030	108,681	519,711	26.44%
Overtime	25,000	16,665	8,335	25,000	50.02%
Employer Contributions	117,972	112,053	17,384	129,437	15.51%
Uniforms	4,000	4,000	400	4,400	10.00%
Cellular Phones	1,000	1,000	0	1,000	0.00%
Telephones	5,465	5,430	(3,520)	1,910	(64.83%)
Internet	0	0	1,600	1,600	0.00%
Cable	0	0	1,920	1,920	0.00%
Seminars & Education	3,650	3,675	(800)	2,875	(21.77%)
Insurance Premium	4,420	4,510	0	4,510	0.00%
Ins. Deductible	2,000	2,000	0	2,000	0.00%
Consulting & Professional	11,995	0	0	0	0.00%
Outside Agency Serv	1,100	1,100	0	1,100	0.00%
Build Repairs & Mtce	159,545	148,606	14,955	163,561	10.06%
Misc Equip Repairs	7,000	7,000	0	7,000	0.00%
Software/Hardware Maintenance Con	1,274	737	78	815	10.58%
Rental Misc Equip	800	800	0	800	0.00%
Stationery & Office Supplies	650	650	0	650	0.00%
Forms	300	300	0	300	0.00%
Utilities - Water	15,920	11,070	0	11,070	0.00%
Utilities - Gas	20,548	14,000	700	14,700	5.00%
Utilities - Hydro	217,191	181,000	0	181,000	0.00%
Supplies & Tools	3,335	3,335	0	3,335	0.00%
Minor Furniture & Fixtures	0	3,000	3,000	6,000	100.00%
COVID Related Expenditures	0	0	9,000	9,000	0.00%
Total Expenditures	1,093,775	931,961	161,733	1,093,694	17.35%
Revenues					
Snack Bar	(4,000)	(4,000)	150	(3,850)	(3.75%)
Vending Machines	(1,500)	(1,500)	0	(1,500)	0.00%
Advertising Space	(55,000)	(55,000)	0	(55,000)	0.00%
Admissions - Skating	(20,000)	(10,000)	(6,000)	(16,000)	60.00%
Rentals - Ice Surface	(812,000)	(296,000)	(352,000)	(648,000)	118.92%
Rentals - Mtg. Room/Public	(42,000)	(30,000)	6,000	(24,000)	(20.00%)
Arena Floor Rentals	(7,500)	(7,500)	(4,500)	(12,000)	60.00%
Marketing Sponsorships	(10,000)	(10,000)	0	(10,000)	0.00%

**City of Pickering
2022
Approved Current Budget**

Recreation Complex - Arenas

Run Date: 5/31/22 3:02 PM

Account Descriptions	2020 Approved Budget	2021 Approved Budget	INC./DEC.	2022 Approved Budget	% CHGE. 2021
Total Revenues	(952,000)	(414,000)	(356,350)	(770,350)	86.07%
Transfers to/from Reserves & R.F.					
Trans. to/(from) Continuing Studies f	(1,995)	0	0	0	0.00%
Total Transfers	(1,995)	0	0	0	0.00%
Net	139,780	517,961	(194,617)	323,344	(37.57%)

**City of Pickering
2022
Approved Current Budget**

Museum

Run Date: 5/31/22 3:02 PM

Account Descriptions	2020 Approved Budget	2021 Approved Budget	INC./DEC.	2022 Approved Budget	% CHGE. 2021
Expenditures					
Salaries & Wages	682,179	712,716	271,158	983,874	38.05%
Overtime	3,000	3,000	(2,000)	1,000	(66.67%)
Employer Contributions	150,214	153,606	38,880	192,486	25.31%
Uniforms	6,000	6,000	1,560	7,560	26.00%
Travel	3,000	1,500	6,000	7,500	400.00%
Freight, Express & Cartage	2,500	2,500	0	2,500	0.00%
Cellular Phones	5,900	5,900	600	6,500	10.17%
Telephones	20,910	21,470	(1,635)	19,835	(7.62%)
Internet	0	0	1,635	1,635	0.00%
Advertising	98,000	98,000	54,200	152,200	55.31%
Trade Shows, Exhib & Displays	1,200	61,700	148,600	210,300	240.84%
Seminars & Education	6,200	3,800	1,200	5,000	31.58%
Insurance Premium	3,950	4,030	0	4,030	0.00%
Consulting & Professional	18,000	14,000	66,000	80,000	471.43%
Recpt, Prom & Sp Events	10,500	5,500	0	5,500	0.00%
Memberships	2,187	2,027	0	2,027	0.00%
Outside Agency Serv	5,255	5,255	0	5,255	0.00%
Build Repairs & Mtce	99,415	100,165	16,000	116,165	15.97%
Veh - Repairs & Maintenance	5,000	5,000	(1,000)	4,000	(20.00%)
Misc Equip Repairs	5,000	3,000	0	3,000	0.00%
Software/Hardware Maintenance Con	2,762	2,265	2,470	4,735	109.05%
Antiques Repairs Mtce.	8,700	13,700	(5,000)	8,700	(36.50%)
Grounds Upkeep	2,800	2,800	0	2,800	0.00%
Stationery & Office Supplies	2,500	2,500	0	2,500	0.00%
Program Supplies	12,255	12,255	(8,255)	4,000	(67.36%)
Supplies - Special Events	10,500	10,580	23,420	34,000	221.36%
Antique Purchases	600	600	0	600	0.00%
Gift Shop Plaques	5,250	2,625	2,375	5,000	90.48%
Utilities - Gas	7,510	7,510	375	7,885	4.99%
Utilities - Hydro	25,044	25,545	0	25,545	0.00%
Utilities - Oil	816	816	0	816	0.00%
Gas, Oil Tires	1,963	1,963	737	2,700	37.54%
Supplies & Tools	1,000	1,000	(500)	500	(50.00%)
COVID Related Expenditures	0	0	5,000	5,000	0.00%
Total Expenditures	1,210,110	1,293,328	621,820	1,915,148	48.08%

**City of Pickering
2022
Approved Current Budget**

Museum

Run Date: 5/31/22 3:02 PM

Account Descriptions	2020 Approved Budget	2021 Approved Budget	INC./DEC.	2022 Approved Budget	% CHGE. 2021
Revenues					
Federal Grant	(98,000)	(183,000)	(574,102)	(757,102)	313.72%
Ont. Specific Grants	(39,000)	(64,500)	(117,400)	(181,900)	182.02%
Gift Shop	(10,500)	(5,250)	(6,350)	(11,600)	120.95%
Snack Bar	(3,100)	(1,000)	(1,000)	(2,000)	100.00%
Programs	(23,560)	(16,560)	1,560	(15,000)	(9.42%)
Donations	(2,000)	(2,000)	(3,000)	(5,000)	150.00%
Admissions - Public & Edu.	(141,440)	(141,440)	(31,560)	(173,000)	22.31%
Rentals - Mtg. Room/Public	(17,000)	(11,000)	0	(11,000)	0.00%
Total Revenues	(334,600)	(424,750)	(731,852)	(1,156,602)	172.30%
Transfers to/from Reserves & R.F.					
Transfer to/(from) Reserve	0	(8,000)	(2,000)	(10,000)	25.00%
Total Transfers	0	(8,000)	(2,000)	(10,000)	25.00%
Net	875,510	860,578	(112,032)	748,546	(13.02%)

**City of Pickering
2022
Approved Current Budget**

Pickering Arts Centre

Run Date: 5/31/22 3:02 PM

Account Descriptions	2020 Approved Budget	2021 Approved Budget	INC./DEC.	2022 Approved Budget	% CHGE. 2021
Expenditures					
Salaries & Wages	106,385	32,715	(32,715)	0	(100.00%)
Employer Contributions	29,911	15,048	(15,048)	0	(100.00%)
Conferences	1,500	1,500	(1,500)	0	(100.00%)
Travel	1,000	1,000	(1,000)	0	(100.00%)
Cellular Phones	1,000	1,000	(1,000)	0	(100.00%)
Software/Hardware Maintenance Con	0	55	(55)	0	(100.00%)
Stationery & Office Supplies	500	500	(500)	0	(100.00%)
Total Expenditures	140,296	51,818	(51,818)	0	(100.00%)
Revenues					
Total Revenues	0	0	0	0	0.00%
Transfers to/from Reserves & R.F.					
Transfer to/(from) Reserve	0	(51,818)	51,818	0	(100.00%)
Total Transfers	0	(51,818)	51,818	0	(100.00%)
Net	140,296	0	0	0	0.00%

Operations Department

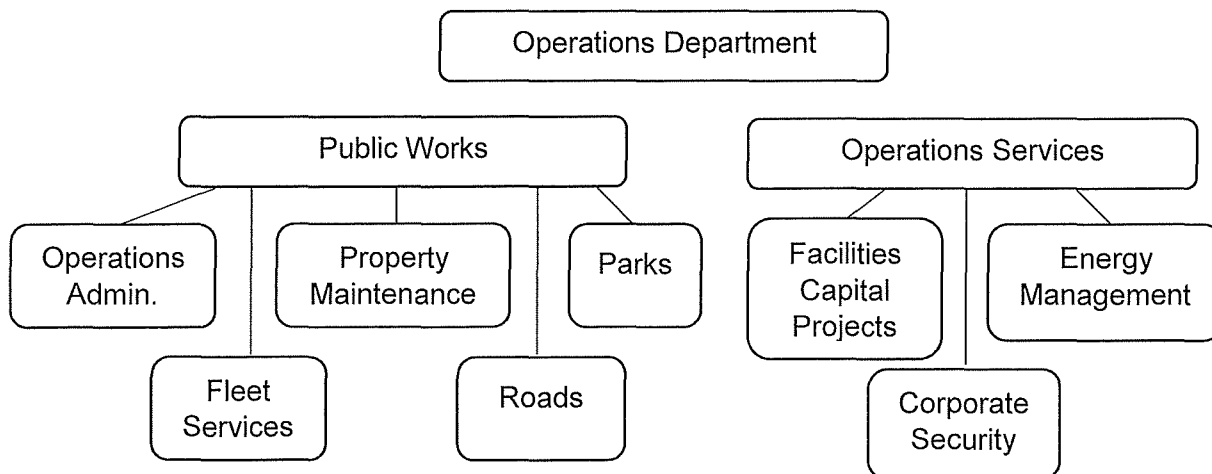
Overview

In 2021, the City merged Public Works, Facilities Capital Projects, Corporate Security, and Energy Management into a new Operations Department. Operations Services consists of:

- Facilities Capital Projects – responsible for managing capital lifecycle replacements for all City facilities, renovations and new construction projects.
- Corporate Security – responsible for the centralized management and integration of security into our facilities, events and infrastructure.
- Energy Management – responsible for the City's Corporate Energy Management Plan that is the City's policy for energy efficiency and savings across all City facilities and operations.

Public Works is responsible for the repair and maintenance of roads; winter control operations; maintenance of playgrounds; boulevard and parkland grass cutting; maintaining green space; and, managing the City's municipal fleet.

The Operations Centre is located at 1955 Clements Road, next to the Pickering Soccer Centre.



Key Activities for 2022

Public Works

- Adding the maintenance of 16 km of new roads, 11 km of new sidewalks and multi-use paths, and 5 new parks due to Seaton and infill development

- Re-structuring winter control, adding 1 new road plow route and 1 new sidewalk route
- Assuming 2 new stormwater management ponds
- Implementation of the embedded Automotive Parts Supply & Inventory Management System
- Development and implementation of the Public Works work order management system, including levels of service by activity, benchmarking, and dashboard reporting
- Continued development of the Parks asset management, including the input of the remaining 25 percent of the 85 parks into the VFA Asset Management software solution
- Extending the pre-emptive winter anti-icing (direct liquid application) program on Collector and Local roads to enhance winter control
- Continuing the conversion of gas vehicle and equipment to electric, including new vehicles for Bylaw and Building Services, and Parks & Property electric zero turn mowers and electric hand held equipment
- Continuing the Parks sports field LED lighting conversion program for Kinsmen Park South East and South West baseball diamonds

Facilities Capital Projects

- Complete construction of Fire Station #1 and Headquarters, located on Zents Drive
- Commence design work for Fire Station #5 replacement, located on Bayly Street, to be tender-ready for early 2023
- Commence design work for new Animal Shelter, including stakeholder consultation
- Implement, manage, and advance to completion facilities capital projects in the approved 2022 Capital budget

Corporate Security

- Create a Business Continuity Plan template for the Operations Department
- Develop a Corporate Security Policy for the City
- Review and update security procedures
- Leverage the Security Committee to drive proactive security projects

Energy Management

Implement year 3 of the 5-year Corporate Energy Management Plan. Provide technical support for facilities capital projects

Financial Information

Staffing Summary (Full & Regular Part Time)

	2018	Approved Current Term			Approved 2022		
		2019	2020	2021	Add	Delete	Total
Full Time	68	71	81	81	9	0	90
Reg. Part-Time	<u>3</u>	<u>4</u>	<u>3</u>	<u>3</u>	<u>0</u>	<u>0</u>	<u>3</u>
Total	71	75	84	84	9	0	93

With the creation of the new Operations Department in 2021, seven full-time positions were transferred from Community Services Department and one full-time position was transferred from the City Development Department to the new Operations Department.

The department proposes one new full-time Apprentice Mechanic position to support fleet maintenance due to the growth in vehicles and equipment, and one new full-time Utility Cut Inspector contract position (funded by Third Party).

Year-Over-Year (Net Cost) Budget Changes

	2021 Budget	2022 Approved Budget	Year/Year Increase	
			(\$)	(%)
Operations – Adm.	-	\$1,455,554	\$1,455,554	0.00%
Public Works – Adm.	1,087,272	1,007,075	(80,197)	(7.38)
Property Maintenance	1,309,148	1,355,018	45,870	3.50
Fleet Services	1,637,306	1,892,597	255,291	15.59
Roads	7,650,239	8,190,753	540,514	7.07
Parks	4,723,595	5,194,025	470,430	9.96
Total (Net Cost)	\$16,407,560	\$19,095,022	\$2,687,462	16.38%

Explanation of Significant Budget Changes

Expenditures – Increases/ (Decreases)

Salaries & Wages \$1,087,619 – Budget increase largely reflects Operations Administration salaries of \$794,233 transferred from Community Services as part of the reorganization and formation of the Operations Department.

Overtime \$104,000 – Budget increase due to overtime for Parks & Roads re-instated to the budget to support the return of in-person Community Services events.

Employer Contributions \$313,021 – Budget increase largely reflects the transfer of Operations Administration staff to Operations from Community Services.

Uniforms \$6,145 - Budget increase due to the transfer of Operations Administration staff to Operations from Community Services.

Seminars & Education \$52,200 – Budget increase reflects reinstatement of pre-COVID budget for in-person training for regulatory and mandatory training much of which was suspended since 2020. Operations Administration staff budget of \$9,450 transferred from Community Services.

Consulting & Professional \$189,235 – Budget increase due to the transfer of Operations Administration budget to Operations from Community Services.

Photo, Mapping, Printing \$9,000 - Budget increase due to the transfer of Operations Administration budget to Operations from Community Services.

Outside Agency Services \$165,312 – Budget increase reflects transfer of \$4,000 from Community Services for Operations Administration and \$145,000 budgeted in Fleet Services for the new Parts Supplier fees.

Repairs & Maintenance - Winter Control \$26,000 – Budget increase due to an increase in the supply price of road salt.

Repairs & Maintenance - Contract Services \$142,000 – Budget increase reflects contract re-instated to pre-Covid. Phragmites Control pilot program re-instated to budget. Bridges/culverts/embankment repairs increased to deal with backlog of work.

Rpr Main. Maint Mater \$50,000 – Budget increase reflects an increase in guiderails in house repairs for 2022.

Building Repairs & Maintenance \$68,340 – Budget increased because the new Operations Centre construction warranty has expired. \$59,000 added for annual repairs and maintenance budget.

Misc. Equipment Repairs \$10,000 – Budget increase due to an increase in repairs for addition of new equipment added to the inventory in 2021.

Software/Hardware Maintenance Contracts \$70,505 - Budget increase reflects \$68,000 transferred from Community Services to Operations Administration for asset management software. \$5,000 transferred from City Development for EV charging online services.

Grounds Upkeep \$147,000 - Budget increase due to \$100,000 budgeted for mechanical harvesting of Eurasian Water-Milfoil Weeds in Frenchman's Bay and \$55,000 added for playground safety surfacing and grounds upkeep reinstated to pre-COVID level of service.

Rental Misc. Equipment \$100,500 – Budget increase reflects reinstatement of rental vehicle required for seasonal staff.

Program Supplies \$(65,000) – Budget decrease due to reduction in Senior Snow program.

Gas, Oil, Tires \$195,507 - Budget increase due to anticipated higher gasoline and diesel prices in 2022.

Fertilizer, Grass, etc. \$17,000 – Budget increase reflects reinstatement of the pre-COVID level of service.

Misc. Equipment \$67,700 – Budget increase includes impact tool added for playgrounds safety surfacing testing, new electric trimmers, new battery packs for electric equipment, security cameras in selected parks locations and City pit gate security.

Other Minor Fixed Assets \$45,000 – Budget increase for accessibility playground equipment.

COVID Related Expenditures \$71,053 – Budget increase for enhanced cleaning services provided by Community Services maintenance staff.

Revenues/Transfer from Reserves – (Increases)/ Decreases

Cost Recoveries (\$118,550) – Budget increase reflects cost recovery of new contract Utility Cut Inspector position.

Other Revenue - Rebates/Incentive (\$40,000) – Budget increase due to Green initiatives/incentives and rebates transferred from City Development.

Rental - CCC Roof Solar Panel (\$6,000) – Budget increase reflects rental revenue transferred from City Development.

Department 2020 & 2021 Performance Indicators/Statistics

Performance Indicators/Statistics	2020	2021
Fleet Services		
Work orders completed - Fire Services	462 work orders	153 work orders
Work orders completed - other Departments	1,821 work orders	1,304 work orders
Vehicles maintained - cars, trucks, dump truck, snow ploughs, trailer, fire truck, tractors	210	218
Attachments maintained - wings, ploughs, salters, ball groomers, beach groomers, etc.	69	72
Small equipment maintained - mowers, chain saws, trimmers, etc.	373	407
Parks		
Garbage picked up/disposed	200,180 kg	186,600 kg
Sidewalk winter control response	27 events	11 events
Maintains open space	1,940 acres	1,940 acres
Maintains parks	85	85
Maintains playgrounds	63	63
Maintains splash pads	3	3
Maintains sports fields – soccer, baseball, artificial turf, cricket pitch	64 fields	64 fields
Roads		
Roadways maintained	347 km paved 102 km gravel	352 km paved 102 km gravel
Minimum Maintenance Standards roadway patrol	7,220 km (cumulative)	7,687 km (cumulative)
Minimum Maintenance Standards potholes repaired	3,312 potholes	2,479 potholes
Winter control response	39 events	30 events
Road salt used	4,335 tonnes	3,140 tonnes
Road sand used	1,713 tonnes	2,117 tonnes
Road sweepings picked up/disposed	1,500 tonnes	1,200 tonnes

Performance Indicators/Statistics	2020	2021
Facilities Capital Projects		
Number of Capital Projects ¹	43	34
Average Value per Project ¹	\$801,000	\$395,000
Facility Condition Index (Overall Portfolio) ²	0.25	0.26
Total Replacement Cost of Building Assets ²	\$251 million	\$251 million
Property Maintenance		
Seniors sidewalk clearing program response/ registrations	13 events / 388 registrants	6 events / 379 registrants
Corporate Security		
Security Incident Reports Submitted	72	121
New/Replacement Security Cameras Installed	35	57
Security Video Requests	14	26

¹ Includes facility-based capital projects managed by Operations on behalf of other departments. Excludes carryover projects from previous years.

²As of January 1 of the respective year, based on VFA Facilities database. Excludes buildings and amenities in parks, and the City Centre projects.

City of Pickering
2022
Approved Current Budget Summary

Operations Department

Run Date: May 30, 2023

2020 Actuals	2021 Actuals YTD		2021 Approved Budget	Increase / (Decrease)	2022 Approved Budget	% Change
		Expenditures				
6,943,497	7,515,971	Salaries & Wages	7,841,178	1,087,619	8,928,797	13.87%
1,756,316	1,882,585	Employee Benefits	2,040,395	313,021	2,353,416	15.34%
383,254	340,753	Overtime	384,500	104,000	488,500	27.05%
17,174	19,285	Cellular Phones	27,700	1,630	29,330	5.88%
24,714	20,459	Telephone & Data	29,700	(670)	29,030	(2.26%)
-	5,791	Internet	-	3,520	3,520	- %
30,407	27,940	Software & Hardware Mtce. Contracts	88,600	70,505	159,105	79.58%
21,522	3,760	Consulting & Professional Fees	59,765	289,235	349,000	483.95%
-	-	Conferences	-	1,800	1,800	- %
6,789	7,981	Seminars & Education	32,485	52,200	84,685	160.69%
215,773	224,395	Insurance Premium	224,395	(23,925)	200,470	(10.66%)
11,830	10,041	Insurance Deductible	34,050	-	34,050	- %
76,149	75,895	Utilities - Water	87,230	4,970	92,200	5.70%
48,274	55,932	Utilities - Natural Gas	51,650	2,580	54,230	5.00%
182,163	170,818	Utilities - Hydro	219,227	-	219,227	- %
432	1,681	Travel	1,800	4,000	5,800	222.22%
64,857	110,335	Uniforms	83,850	6,145	89,995	7.33%
2,121	2,413	Freight, Express & Cartage	1,800	-	1,800	- %
253	138	Environmental Charges	500	1,500	2,000	300.00%
6,150	6,653	Subscriptions & Publications	12,600	200	12,800	1.59%
-	-	Photo, Mapping, Print	200	9,000	9,200	4,500.00%
2,137	2,563	Meals, Promotions & General	7,600	1,000	8,600	13.16%
5,056	6,308	Memberships	11,630	4,030	15,660	34.65%
9,781	7,421	Stationary & Office Supplies	11,000	5,000	16,000	45.45%
3,311	5,068	Forms	2,000	-	2,000	- %
128,357	142,665	Outside Agency Services	104,800	165,312	270,112	157.74%
731,081	513,773	Winter Control Maint.	805,000	26,000	831,000	3.23%
146,120	166,095	R&M Contract Services	155,000	142,000	297,000	91.61%
185,305	285,990	Grounds Upkeep	325,500	147,000	472,500	45.16%
23,562	33,379	Fert. & Lawn Control	42,000	17,000	59,000	40.48%
309,589	247,652	Programs & Event Supplies	443,000	(65,000)	378,000	(14.67%)
109,908	93,217	Supplies & Tools	71,500	11,375	82,875	15.91%
425,332	582,498	Gas, Oil, Tire, Etc.	520,503	195,507	716,010	37.56%
-	-	COVID Related Expenses	-	71,053	71,053	- %
1,056	724	Furniture & Fixtures	2,000	-	2,000	- %
40,720	37,325	Misc. Equipment	56,600	67,700	124,300	119.61%
48,165	25,128	Other Fixed Assets	100,000	45,000	145,000	45.00%
204,329	130,866	Engineering - Repairs & Maintenance	247,000	18,000	265,000	7.29%
334,024	188,896	Storm Sewer - Repairs & Maintenance	390,000	-	390,000	- %
469,332	485,440	Materials - Repairs & Maintenance	585,000	55,000	640,000	9.40%
101,034	104,971	Highway Aids - Repairs & Maintenance	75,000	-	75,000	- %
64,956	77,087	Engineering Highway Aids - Repairs & Mtce.	120,000	40,000	160,000	33.33%
366,724	498,617	Building - Repairs & Maintenance	492,921	68,340	561,261	13.86%
397,207	388,701	Tree Maintenance	385,000	35,000	420,000	9.09%
17,120	8,165	Lighting - Repairs & Maintenance	20,000	-	20,000	- %
489,722	459,710	Vehicle - Repairs & Maintenance	446,000	2,000	448,000	0.45%
278,121	300,454	Misc. Equipment - Repairs & Maintenance	235,000	10,000	245,000	4.26%

City of Pickering
2022
Approved Current Budget Summary

Operations Department

Run Date: May 30, 2023

2020 Actuals	2021 Actuals YTD		2021 Approved Budget	Increase / (Decrease)	2022 Approved Budget	% Change
149,714	108,423	Misc. Equip. Rentals	130,800	100,500	231,300	76.83%
19,200	19,256	Land Rentals	21,696	-	21,696	- %
223,945	229,565	Taxes - Tenant	236,000	-	236,000	- %
-	1,065	Miscellaneous Expenses	-	-	-	- %
-	6,053,686	Capital Expenditures	-	-	-	- %
15,076,583	21,687,534	Total Expenditures	17,264,175	3,089,147	20,353,322	17.89%
		Revenues				
(193,470)	(195,951)	Department User Fees	(180,000)	-	(180,000)	- %
(213)	(65)	Vending Machines	(500)	-	(500)	- %
(39,782)	(119,710)	Rentals - User Fees	(104,000)	(46,000)	(150,000)	44.23%
-	(54,600)	Memrl Tree/Bench Revenue	(40,000)	7,000	(33,000)	(17.50%)
(132,385)	(95,221)	Other User Fees	(100,000)	-	(100,000)	- %
-	-	Municipal Rentals	-	(6,000)	(6,000)	- %
(86,240)	-	Federal Grants	(18,000)	-	(18,000)	- %
(14,271)	(13,125)	Cost Recoveries	-	(118,550)	(118,550)	- %
(350,220)	(393,368)	Netted Revenue	(368,350)	-	(368,350)	- %
-	-	Rebates & Incentives	-	(40,000)	(40,000)	- %
(112,247)	(700)	Misc. Revenue	-	-	-	- %
-	(914,395)	Capital Revenues	-	-	-	- %
(928,828)	(1,787,135)	Total Revenues	(810,850)	(203,550)	(1,014,400)	25.10%
		Transfers				
-	-	Transfer to (from) DC Obligatory RF	-	(39,140)	(39,140)	- %
(9,278)	(6,055)	Transfer to (from) Continuing Studies Res.	(15,765)	15,765	-	(100.00%)
-	-	Transfer to (from) Reserve	-	(174,760)	(174,760)	- %
(51,899)	(30,000)	Transfer to (from) Obligatory RF	(30,000)	-	(30,000)	- %
567,327	25,000	Transfer to Capital	-	-	-	- %
506,150	(11,055)	Total Transfers	(45,765)	(198,135)	(243,900)	432.94%
14,653,905	19,889,344	Net Expenditures (Revenues)	16,407,560	2,687,462	19,095,022	16.38%

City of Pickering
2022
Approved Current Budget Summary

10325 Operations - Administration

Run Date: May 30, 2023

2020 Actuals	2021 Actuals YTD		2021 Approved Budget	Increase / (Decrease)	2022 Approved Budget	% Change
		Expenditures				
-	-	Salaries & Wages	-	906,217	906,217	- %
-	-	Employee Benefits	-	270,677	270,677	- %
-	-	Overtime	-	5,000	5,000	- %
-	-	Cellular Phones	-	4,020	4,020	- %
-	-	Telephone & Data	-	2,500	2,500	- %
-	-	Internet	-	350	350	- %
-	-	Software & Hardware Mtce. Contracts	-	68,185	68,185	- %
-	-	Consulting & Professional Fees	-	297,000	297,000	- %
-	-	Conferences	-	1,800	1,800	- %
-	-	Seminars & Education	-	9,450	9,450	- %
-	-	Insurance Premium	-	2,500	2,500	- %
-	962	Travel	-	4,000	4,000	- %
-	1,098	Uniforms	-	3,955	3,955	- %
-	-	Subscriptions & Publications	-	200	200	- %
-	-	Photo, Mapping, Print	-	9,000	9,000	- %
-	-	Meals, Promotions & General	-	1,000	1,000	- %
-	417	Memberships	-	4,700	4,700	- %
-	-	Stationary & Office Supplies	-	5,000	5,000	- %
-	-	Outside Agency Services	-	4,000	4,000	- %
-	41	Grounds Upkeep	-	-	-	- %
-	179	Programs & Event Supplies	-	-	-	- %
-	562	Supplies & Tools	-	-	-	- %
-	258	Building - Repairs & Maintenance	-	2,000	2,000	- %
-	124	Vehicle - Repairs & Maintenance	-	-	-	- %
-	1,926	Misc. Equipment - Repairs & Maintenance	-	-	-	- %
-	-	Capital Expenditures	-	-	-	- %
-	5,567	Total Expenditures	-	1,601,554	1,601,554	- %
		Revenues				
-	-	Municipal Rentals	-	(6,000)	(6,000)	- %
-	-	Rebates & Incentives	-	(40,000)	(40,000)	- %
-	-	Total Revenues	-	(46,000)	(46,000)	- %
		Transfers				
-	-	Transfer to (from) DC Obligatory RF	-	(39,140)	(39,140)	- %
-	-	Transfer to (from) Reserve	-	(60,860)	(60,860)	- %
-	-	Total Transfers	-	(100,000)	(100,000)	- %
-	5,567	Net Expenditures (Revenues)	-	1,455,554	1,455,554	- %

**City of Pickering
2022
Approved Current Budget**

Public Works - Admin.

Run Date: 5/31/22 3:02 PM

Account Descriptions	2020 Approved Budget	2021 Approved Budget	INC./DEC.	2022 Approved Budget	% CHGE. 2021
Expenditures					
Salaries & Wages	676,447	606,180	(122,671)	483,509	(20.24%)
Overtime	2,000	4,000	0	4,000	0.00%
Employer Contributions	178,866	159,116	(35,426)	123,690	(22.26%)
Uniforms	1,200	1,200	300	1,500	25.00%
Travel	250	250	0	250	0.00%
Cellular Phones	800	1,600	0	1,600	0.00%
Telephones	4,235	4,095	(455)	3,640	(11.11%)
Internet	0	0	455	455	0.00%
Subscription & Publications	4,000	12,200	0	12,200	0.00%
Seminars & Education	4,450	4,650	2,500	7,150	53.76%
Insurance Premium	45,426	46,335	(26,425)	19,910	(57.03%)
Ins. Deductible	2,000	2,000	0	2,000	0.00%
Consulting & Professional	10,000	12,000	0	12,000	0.00%
Recpt, Prom & Sp Events	1,500	1,500	0	1,500	0.00%
Memberships	1,500	1,200	0	1,200	0.00%
Outside Agency Serv	5,100	5,100	312	5,412	6.12%
Build Repairs & Mtce	101,000	183,011	59,915	242,926	32.74%
Software/Hardware Maintenance Co	25,948	27,405	2,695	30,100	9.83%
Stationery & Office Supplies	11,000	11,000	0	11,000	0.00%
Utilities - Water	6,500	6,630	4,970	11,600	74.96%
Utilities - Gas	27,115	51,650	2,580	54,230	5.00%
Utilities - Hydro	95,955	120,000	0	120,000	0.00%
Minor Furniture & Fixtures	1,000	2,000	0	2,000	0.00%
COVID Related Expenditures	0	0	31,053	31,053	0.00%
Total Expenditures	1,206,292	1,263,122	(80,197)	1,182,925	(6.35%)
Revenues					
Vending Machines	(500)	(500)	0	(500)	0.00%
Netted Revenue	(175,350)	(175,350)	0	(175,350)	0.00%
Total Revenues	(175,850)	(175,850)	0	(175,850)	0.00%
Transfers to/from Reserves & R.F.					
Total Transfers	0	0	0	0	0.00%
Net	1,030,442	1,087,272	(80,197)	1,007,075	(7.38%)

**City of Pickering
2022
Approved Current Budget**

Property Maintenance

Run Date: 5/31/22 3:02 PM

Account Descriptions	2020 Approved Budget	2021 Approved Budget	INC./DEC.	2022 Approved Budget	% CHGE. 2021
Expenditures					
Salaries & Wages	408,696	452,598	(12,053)	440,545	(2.66%)
Overtime	30,000	26,000	4,000	30,000	15.38%
Employer Contributions	87,743	115,103	1,049	116,152	0.91%
Uniforms	2,630	2,630	0	2,630	0.00%
Cellular Phones	1,800	4,800	(1,140)	3,660	(23.75%)
Telephones	350	345	(40)	305	(11.59%)
Internet	0	0	40	40	0.00%
Seminars & Education	1,435	135	1,375	1,510	1,018.52%
Insurance Premium	4,130	4,210	0	4,210	0.00%
Consulting & Professional	20,000	35,765	(15,765)	20,000	(44.08%)
Recpt, Prom & Sp Events	150	200	0	200	0.00%
Outside Agency Serv	4,550	8,000	0	8,000	0.00%
Tree Maintenance	140,000	155,000	35,000	190,000	22.58%
Lighting & Repair Maint.	20,000	20,000	0	20,000	0.00%
Veh - Repairs & Maintenance	4,000	4,000	2,000	6,000	50.00%
Misc Equip Repairs	30,000	30,000	10,000	40,000	33.33%
Software/Hardware Maintenance Con	963	770	(50)	720	(6.49%)
Grounds Upkeep	30,360	70,000	50,000	120,000	71.43%
Rental Misc Equip	23,000	23,000	5,000	28,000	21.74%
Land Rentals	21,696	21,696	0	21,696	0.00%
Program Supplies	315,000	330,000	(58,000)	272,000	(17.58%)
Gas, Oil Tires	21,061	21,061	7,889	28,950	37.46%
Supplies & Tools	1,000	2,500	0	2,500	0.00%
Misc. Equipment	10,080	9,600	40,800	50,400	425.00%
Other Minor Fixed Assets	20,000	25,000	10,000	35,000	40.00%
Taxes Tenant	2,500	2,500	0	2,500	0.00%
Total Expenditures	1,201,144	1,364,913	80,105	1,445,018	5.87%
Revenues					
Other Misc Revenue	(25,000)	(25,000)	0	(25,000)	0.00%
Total Revenues	(25,000)	(25,000)	0	(25,000)	0.00%
Transfers to/from Reserves & R.F.					
Transfer to/(from) Reserve	0	0	(50,000)	(50,000)	0.00%
Trans. to/(from) Continuing Studies F	(3,360)	(15,765)	15,765	0	(100.00%)
Transfer to/(from) Reserve Fund	(15,000)	(15,000)	0	(15,000)	0.00%
Total Transfers	(18,360)	(30,765)	(34,235)	(65,000)	111.28%

**City of Pickering
2022
Approved Current Budget**

Property Maintenance

Run Date: 5/31/22 3:02 PM

Account Descriptions	2020 Approved Budget	2021 Approved Budget	INC./DEC.	2022 Approved Budget	% CHGE. 2021
Net	1,157,784	1,309,148	45,870	1,355,018	3.50%

**City of Pickering
2022
Approved Current Budget**

Fleet Services

Run Date: 5/31/22 3:02 PM

Account Descriptions	2020 Approved Budget	2021 Approved Budget	INC./DEC.	2022 Approved Budget	% CHGE. 2021
Expenditures					
Salaries & Wages	1,123,913	1,218,843	76,228	1,295,071	6.25%
Overtime	30,000	45,000	0	45,000	0.00%
Employer Contributions	320,396	361,661	25,500	387,161	7.05%
Uniforms	20,465	23,800	1,600	25,400	6.72%
Travel	550	550	0	550	0.00%
Freight, Express & Cartage	1,800	1,800	0	1,800	0.00%
Environmental Charges	500	500	1,500	2,000	300.00%
Cellular Phones	1,600	4,200	(1,800)	2,400	(42.86%)
Telephones	17,390	17,300	(305)	16,995	(1.76%)
Internet	0	0	305	305	0.00%
Subscription & Publications	200	200	0	200	0.00%
Seminars & Education	15,500	19,900	0	19,900	0.00%
Insurance Premium	4,955	5,050	0	5,050	0.00%
Recpt, Prom & Sp Events	800	800	0	800	0.00%
Memberships	1,660	2,200	200	2,400	9.09%
Outside Agency Serv	500	5,500	140,000	145,500	2,545.45%
Build Repairs & Mtce	0	0	5,000	5,000	0.00%
Veh - Repairs & Maintenance	8,000	8,000	0	8,000	0.00%
Misc Equip Repairs	5,000	5,000	0	5,000	0.00%
Software/Hardware Maintenance Coi	54,872	42,470	(70)	42,400	(0.16%)
Rental Misc Equip	500	500	0	500	0.00%
Forms	2,000	2,000	0	2,000	0.00%
Gas, Oil Tires	6,032	6,032	2,258	8,290	37.43%
Supplies & Tools	8,500	8,500	4,875	13,375	57.35%
Shop Supplies	49,500	49,500	0	49,500	0.00%
Misc. Equipment	1,000	1,000	0	1,000	0.00%
Total Expenditures	1,675,633	1,830,306	255,291	2,085,597	13.95%
Revenues					
Netted Revenue	(193,000)	(193,000)	0	(193,000)	0.00%
Total Revenues	(193,000)	(193,000)	0	(193,000)	0.00%
Transfers to/from Reserves & R.F.					
Total Transfers	0	0	0	0	0.00%
Net	1,482,633	1,637,306	255,291	1,892,597	15.59%

**City of Pickering
2022
Approved Current Budget**

Roads

Run Date: 5/31/22 3:02 PM

Account Descriptions	2020 Approved Budget	2021 Approved Budget	INC./DEC.	2022 Approved Budget	% CHGE. 2021
Expenditures					
Salaries & Wages	3,043,196	3,136,204	138,817	3,275,021	4.43%
Overtime	285,000	259,500	27,000	286,500	10.40%
Employer Contributions	804,870	827,592	41,755	869,347	5.05%
Uniforms	27,220	27,220	290	27,510	1.07%
Travel	500	500	0	500	0.00%
Cellular Phones	7,800	9,800	550	10,350	5.61%
Telephones	2,825	3,070	(340)	2,730	(11.07%)
Internet	0	0	340	340	0.00%
Subscription & Publications	200	200	0	200	0.00%
Seminars & Education	23,000	5,250	18,375	23,625	350.00%
Insurance Premium	143,762	150,950	0	150,950	0.00%
Ins. Deductible	25,000	25,000	0	25,000	0.00%
Consulting & Professional	0	0	5,000	5,000	0.00%
Recpt, Prom & Sp Events	4,000	4,000	0	4,000	0.00%
Memberships	3,740	4,040	200	4,240	4.95%
Outside Agency Serv	39,500	34,000	19,000	53,000	55.88%
Rpr & Mnt - Winter Control	755,000	805,000	26,000	831,000	3.23%
Rpr & Mnt - Contract Services	180,000	155,000	92,000	247,000	59.35%
Rpr Main. Maint Mater	525,000	525,000	50,000	575,000	9.52%
Engineering Rpr & Mnt	787,000	757,000	58,000	815,000	7.66%
Highway Aids - Repair Maint.	75,000	75,000	0	75,000	0.00%
Build Repairs & Mtce	135,450	135,450	0	135,450	0.00%
Tree Maintenance	125,000	125,000	25,000	150,000	20.00%
Veh - Repairs & Maintenance	340,000	340,000	0	340,000	0.00%
Misc Equip Repairs	120,000	120,000	0	120,000	0.00%
Software/Hardware Maintenance Co	9,282	7,420	10	7,430	0.13%
Rental Misc Equip	31,500	6,500	23,500	30,000	361.54%
Utilities - Water	8,000	14,000	0	14,000	0.00%
Small Tools	8,000	10,000	5,000	15,000	50.00%
Gas, Oil Tires	347,543	347,543	130,567	478,110	37.57%
Misc. Equipment	19,500	4,000	8,000	12,000	200.00%
Total Expenditures	7,876,888	7,914,239	669,064	8,583,303	8.45%
Revenues					
Sale of Services - Public Works	(180,000)	(180,000)	0	(180,000)	0.00%
Federal Grant	(9,000)	(9,000)	0	(9,000)	0.00%

**City of Pickering
2022
Approved Current Budget**

Roads

Run Date: 5/31/22 3:02 PM

Account Descriptions	2020 Approved Budget	2021 Approved Budget	INC./DEC.	2022 Approved Budget	% CHGE. 2021
Other Misc Revenue	(105,000)	(75,000)	0	(75,000)	0.00%
Cost Recoveries	0	0	(118,550)	(118,550)	0.00%
Total Revenues	(294,000)	(264,000)	(118,550)	(382,550)	44.91%
Transfers to/from Reserves & R.F.					
Transfer to/(from) Reserve	0	0	(10,000)	(10,000)	0.00%
Transfer to/(from) Reserve Fund	(110,000)	0	0	0	0.00%
Total Transfers	(110,000)	0	(10,000)	(10,000)	0.00%
Net	7,472,888	7,650,239	540,514	8,190,753	7.07%

**City of Pickering
2022
Approved Current Budget**

Parks

Run Date: 5/31/22 3:02 PM

Account Descriptions	2020 Approved Budget	2021 Approved Budget	INC./DEC.	2022 Approved Budget	% CHGE. 2021
Expenditures					
Salaries & Wages	2,411,074	2,427,353	101,081	2,528,434	4.16%
Overtime	100,000	50,000	68,000	118,000	136.00%
Employer Contributions	574,305	576,923	9,466	586,389	1.64%
Uniforms	29,000	29,000	0	29,000	0.00%
Travel	500	500	0	500	0.00%
Cellular Phones	6,500	7,300	0	7,300	0.00%
Telephones	4,775	4,890	(2,030)	2,860	(41.51%)
Internet	0	0	2,030	2,030	0.00%
Seminars & Education	19,850	2,550	20,500	23,050	803.92%
Insurance Premium	17,500	17,850	0	17,850	0.00%
Ins. Deductible	7,050	7,050	0	7,050	0.00%
Consulting & Professional	27,840	12,000	3,000	15,000	25.00%
Recpt, Prom & Sp Events	1,100	1,100	0	1,100	0.00%
Memberships	3,670	4,190	(1,070)	3,120	(25.54%)
Photo, Mapping, Printing	200	200	0	200	0.00%
Outside Agency Serv	38,000	52,200	2,000	54,200	3.83%
Rpr & Mnt - Contract Services	0	0	50,000	50,000	0.00%
Parks Repairs & Maintenance	60,000	60,000	5,000	65,000	8.33%
Build Repairs & Mtce	87,900	174,460	1,425	175,885	0.82%
Tree Maintenance	125,000	105,000	(25,000)	80,000	(23.81%)
Veh - Repairs & Maintenance	73,000	94,000	0	94,000	0.00%
Misc Equip Repairs	80,000	80,000	0	80,000	0.00%
Software/Hardware Maintenance Col	12,037	10,535	(265)	10,270	(2.52%)
Grounds Upkeep	289,500	255,500	97,000	352,500	37.96%
Rental Misc Equip	72,800	100,800	72,000	172,800	71.43%
Program Supplies	93,000	113,000	(7,000)	106,000	(6.19%)
Utilities - Water	65,305	66,600	0	66,600	0.00%
Utilities - Hydro	99,227	99,227	0	99,227	0.00%
Gas, Oil Tires	145,867	145,867	54,793	200,660	37.56%
Fertilizer, Grass Etc.	42,000	42,000	17,000	59,000	40.48%
Supplies & Tools	1,000	1,000	1,500	2,500	150.00%
Misc. Equipment	23,343	42,000	18,900	60,900	45.00%
Other Minor Fixed Assets	50,000	75,000	35,000	110,000	46.67%
Taxes Tenant	256,145	233,500	0	233,500	0.00%
COVID Related Expenditures	0	0	40,000	40,000	0.00%

**City of Pickering
2022
Approved Current Budget**

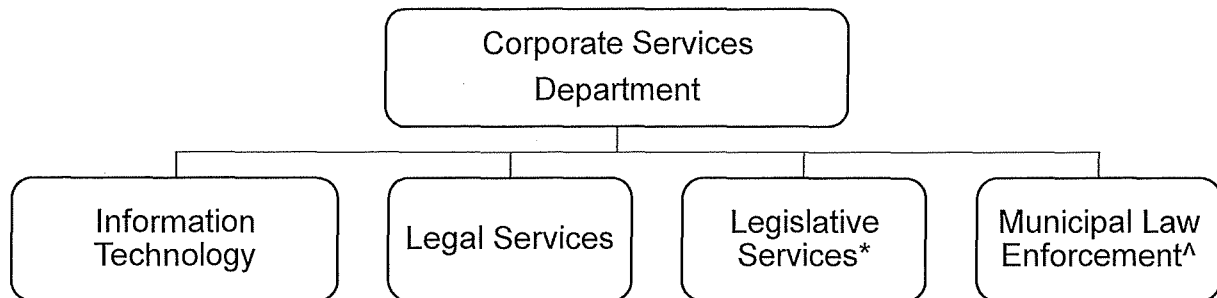
Parks

Run Date: 5/31/22 3:02 PM

Account Descriptions	2020 Approved Budget	2021 Approved Budget	INC./DEC.	2022 Approved Budget	% CHGE. 2021
Total Expenditures	4,817,488	4,891,595	563,330	5,454,925	11.52%
Revenues					
Federal Grant	(9,000)	(9,000)	0	(9,000)	0.00%
Rentals	(210,000)	(104,000)	(46,000)	(150,000)	44.23%
Programs	(40,000)	(40,000)	7,000	(33,000)	(17.50%)
Total Revenues	(259,000)	(153,000)	(39,000)	(192,000)	25.49%
Transfers to/from Reserves & R.F.					
Transfer to/(from) Reserve	0	0	(53,900)	(53,900)	0.00%
Trans. to/(from) Continuing Studies F	(7,840)	0	0	0	0.00%
Transfer to/(from) Reserve Fund	(35,000)	(15,000)	0	(15,000)	0.00%
Total Transfers	(42,840)	(15,000)	(53,900)	(68,900)	359.33%
Net	4,515,648	4,723,595	470,430	5,194,025	9.96%

Corporate Services Department

The Corporate Services Department supports the City's ongoing operations by providing legal, legislative, municipal law enforcement and information technology services to Council and to all City Departments.



* Includes Clerks Office, Records Management & Elections and Print Shop/Mail Room

^ Includes By-law Enforcement Services and Animal Services

Key Activities for 2022

- Preparation and administration of the 2022 Municipal Election
- Review of Boards and Committees Policy ADM 040 to ensure the provisions are in line with the needs of the City's Advisory Committees, Boards and Taskforces, to allow them to effectively carry out their mandates
- Review, assess and implement as appropriate hybrid remote/in-person Council and Committee meeting solution
- New online portal for permit applications
- Service Modernization – Digital Strategy and Implementation
- Ongoing enhancements to network security
- Migration from legacy copper-based Primary Rate Interface (PRI) connectivity to digital Session Initiation Protocol (SIP) connectivity
- Implementation of vulnerability, mitigation, detection and response system to automate patching of network connected devices
- New network core switching environment – Move to Cisco Network technologies due to end-of-life network hardware
- Citrix Environment Upgrade and VMWare (Server Virtualization Platform) Upgrade
- Data backup architecture review and disaster recovery solution review and testing (including review of data retention, ability to restore, and resilience to ransomware attack)

- Vulnerability Risk Assessment in 2022 to include internet, network, servers, cloud instance of SAP, and physical security testing of facilities to identify risks associated with physical access to desktops and network equipment
- New User Onboarding procedures to virtually onboard new City staff
- Preparation of updated Sign By-law for Council approval
- Negotiation and completion of Agreements of Purchase and Sale for parcels of Seaton employment lands
- Land acquisition and collaboration with TRCA on connection of City's Waterfront Trail
- Negotiation of lease terms for new Animal Shelter and project management of shelter design and construction
- Project Management for implementation of City's new waterfront parking strategy

Financial Information

**Staffing Summary
(Full & Regular Part Time)**

	2018	Approved Current Term			Approved 2022		
		2019	2020	2021	Add	Delete	Total
Full Time	36	38	41	41	3	1	43
Reg. Part-Time	<u>4</u>	<u>5</u>	<u>6</u>	<u>7</u>	<u>1</u>	<u>0</u>	<u>8</u>
Total	40	43	47	48	4	1	51

The department proposes the following new positions and the transfer of one position to the Finance Department:

- One new full-time IT Security Analyst to plan and carry out security measures to protect the City's computer network and systems. The Security Analyst will stay up-to-date on the latest methods used by attackers to infiltrate computer systems. The Security Analyst will also research new security technology to decide what will most effectively protect the City's network.
- One new full-time IT Helpdesk Analyst to maintain current infrastructure and applications and provide ongoing technology support to all City staff.
- One new part-time Animal Shelter Attendant position to ensure adequate staffing of animal shelter per statutory requirements and to accommodate additional animals brought to the shelter by the Town of Whitchurch-Stouffville.

- One new Supervisor, Parking Enforcement to provide ongoing supervision of all parking operations, including parking ticket administration, ticket reviews, court appearances, staff scheduling and community outreach. The position will also oversee the new waterfront paid parking program, and can provide administrative supervision of the City's new Automated Speed Enforcement program. (This position will be funded from revenues anticipated from the new Waterfront paid parking program.)
- One full-time position to be transferred from Corporate Services Department to the Finance Department to support the SAP system from a technical perspective.

In addition to the above new full-time and part-time positions, the department is proposing adding two contract IT positions to its 2022 budget, which will be funded from the provincial Streamline Development Approval Grant. These positions will be supporting the Pickering Resident Interface for Service Modernization (PRISM) project.

Year-Over-Year (Net Cost) Budget Changes

	2021 Budget	2022 Approved Budget	Year/Year Increase (\$)	(%)
Information Technology	\$2,509,713	\$3,052,516	\$542,803	21.63%
Legal Services	383,449	470,706	87,257	22.76
Clerks Office	312,058	229,545	(82,513)	(26.44)
Records Mgmt. & Elections	146,401	155,757	9,356	6.39
Print Shop/Mail Room	535,506	555,357	19,851	3.71
By-Law	723,447	515,047	(208,400)	(28.81)
Animal Services	535,116	548,009	12,893	2.41
Total (Net Cost)	\$5,145,690	\$5,526,937	\$381,247	7.41%

Explanation of Significant Budget Changes

Expenditures – Increases/ (Decreases)

Salaries and Wages \$449,912 – Budget increase reflects one new part-time Animal Services Attendant, one new IT Security Analyst, one new IT Helpdesk Analyst and one new Supervisor, Parking Enforcement positions. In addition, two contract IT staff positions have been added to the 2022 budget that are 100% funded from the provincial Streamline Development Approval Grant to support the PRISM project. In addition, the budget increase includes wages for temporary election staff for the 2022 Municipal Election, which is funded from the Elections Reserve. Lastly, dedicated Waterfront Parking Enforcement term staff have been added to the budget for paid waterfront parking lots and on-street permit parking (RTC BYL 02-21 Resolution #728/21).

Employer Contributions \$73,647 – Budget increase is attributable to the earlier mentioned new positions and increased employer CPP contribution rates in 2022.

Postage \$79,000 – Budget increase due to significant increase required for the municipal election, together with overall increase in mailing volume.

Consulting and Professional \$53,136 – Budget increase for IT Strategic Plan and contract legal services from Region of Durham.

Outside Agency Services \$31,800 – Budget increase largely reflects equipment, facility rentals and communications costs for the 2022 Municipal Election funded from the Elections Reserve, partially offset by reduction in IT Outside Agency Services costs.

Software and Hardware Maintenance \$372,554 – Budget increase required for hardware and software maintenance costs and election software and laptop rentals.

Stationary & Office Supplies \$7,500 – Budget increase due to supplies required for the 2022 Municipal Election funded from the Elections Reserve.

Printing Supplies \$8,602 – Budget increase reflects higher cost of printing supplies and the cost of a new Ricoh wide format plotter/printer for Graphics Department.

Gas, Oil Tires \$10,392 – Budget increase based on 2021 projected actuals and anticipated increase in gasoline and diesel prices.

System and Software Upgrades \$89,349 – Budget increase reflects Adobe Cloud licences, licencing for new employees and Vulnerability Detection and Response System costs.

Hardware Replacements \$11,600 – Budget increase reflects computers and licencing costs for two contract IT staff positions to support the PRISM project, 100% funded from the provincial Streamline Development Approval Grant.

Revenues/Transfer from Reserves – (Increases)/ Decreases

Departmental Revenues (\$732,840) – Budget increase primarily due to recent increase in parking fine amounts, renewed parking enforcement as pandemic measures are relaxed and implementation of the City's waterfront parking strategy. In addition, grant funding from the provincial Streamline Development Approval Grant has been budgeted to fund two IT contract positions to support PRISM project.

Transfer from Reserve (\$258,751) – Budget increase reflects transfer from the Elections Reserve to fund the 2022 Municipal Election, partially offset by a budget reduction in transfers from other reserves.

Department 2020 & 2021 Performance Indicators/Statistics

Performance Indicators/Statistics	2020	2021
Information Technology		
Service Support Requests (Help Desk tickets)	6,042	6,841
Staff connection - remote staff connections	252	258
Employees trained in information security awareness	375	502
Systems Availability	98.5%	98.9%
Projects Completed	17	49
Online Attacks Blocked (severe)	Data not available	49,808
Malicious Connection Attempts Blocked	Data not available	237,540,628
Malicious Emails Blocked	760,744	444,390
Legal Services		
Development-related Agreements	20	23
Instruments Registered in Teraview (Land Registry Office)	101	84
Enforcement Services		
Parking Tickets Issued	20,409	17,690
Parking Fine Revenue	\$565,300 *	\$625,077*
COVID-19 Enforcement - # park patrols	14,239	24,893
By-law Violations Requests for Service	1,326	1,572
Parking Enforcement Requests for Service	910	1,133
Animal Services Requests for Service	925	942
Animals Sheltered (cats/dogs/small animals)	394	405
Animals Adopted	298	211
Lost pets found and returned	92	85
* subject to increase per MTO reconciliation		
Legislative Services		
Committee & Council Meetings	70	70
Burial Permits Issued	1,063	1081
Marriage Licences Issued	343	519
Freedom of Information Requests	27	60

**City of Pickering
2022
Approved Current Budget**

Corporate Services Department

Run Date: 5/31/22 3:02 PM

Account Descriptions	2020 Approved Budget	2021 Approved Budget	INC./DEC.	2022 Approved Budget	% CHGE. 2021
Expenditures					
Salaries & Wages	3,611,640	3,820,576	449,912	4,270,488	11.78%
Overtime	71,370	64,550	27,689	92,239	42.90%
Employer Contributions	1,005,634	1,022,204	73,647	1,095,851	7.20%
Conferences	10,000	3,600	0	3,600	0.00%
Uniforms	18,100	18,900	1,300	20,200	6.88%
Travel	6,100	4,200	0	4,200	0.00%
Postage	147,000	152,000	79,000	231,000	51.97%
Freight, Express & Cartage	3,100	3,100	0	3,100	0.00%
Cellular Phones	20,360	21,360	3,400	24,760	15.92%
Telephones	27,990	29,695	(2,140)	27,555	(7.21%)
Internet	0	0	2,140	2,140	0.00%
Advertising	800	800	0	800	0.00%
Subscription & Publications	11,170	8,195	200	8,395	2.44%
Legal Services	12,000	12,000	0	12,000	0.00%
Seminars & Education	53,850	63,150	250	63,400	0.40%
Corporate Training	12,000	12,000	4,000	16,000	33.33%
Insurance Premium	24,148	24,620	0	24,620	0.00%
Ins. Deductible	2,000	2,000	0	2,000	0.00%
Consulting & Professional	171,464	170,864	53,136	224,000	31.10%
Recpt, Prom & Sp Events	8,750	8,250	250	8,500	3.03%
Memberships	9,500	9,750	4,750	14,500	48.72%
Outside Agency Serv	97,875	97,375	31,800	129,175	32.66%
Build Repairs & Mtce	13,358	12,358	0	12,358	0.00%
Veh - Repairs & Maintenance	17,800	12,800	0	12,800	0.00%
Misc Equip Repairs	48,700	46,100	0	46,100	0.00%
Software/Hardware Maintenance Co	506,497	694,942	372,554	1,067,496	53.61%
Building Rentals	16,556	16,964	442	17,406	2.61%
Stationery & Office Supplies	11,300	10,900	7,500	18,400	68.81%
Printing Supplies	190,000	200,000	8,602	208,602	4.30%
Forms	8,000	8,000	0	8,000	0.00%
Utilities - Hydro	6,798	6,798	0	6,798	0.00%
Utilities - Oil	6,500	6,500	0	6,500	0.00%
Gas, Oil Tires	27,763	27,763	10,392	38,155	37.43%
Supplies & Tools	4,500	4,500	0	4,500	0.00%
Shop Supplies	15,100	15,100	0	15,100	0.00%

**City of Pickering
2022
Approved Current Budget**

Corporate Services Department

Run Date: 5/31/22 3:02 PM

Account Descriptions	2020 Approved Budget	2021 Approved Budget	INC./DEC.	2022 Approved Budget	% CHGE. 2021
Minor Furniture & Fixtures	1,500	0	0	0	0.00%
System & Software Upgrades	100,584	72,450	89,349	161,799	123.33%
Hardware Replacements	93,600	47,800	11,600	59,400	24.27%
Misc. Equipment	59,150	109,260	(51,465)	57,795	(47.10%)
Parking - MOT	75,000	75,000	0	75,000	0.00%
Livestock Killed	1,000	500	0	500	0.00%
COVID Related Expenditures	0	0	194,530	194,530	0.00%
Total Expenditures	6,528,557	6,916,924	1,372,838	8,289,762	19.85%
Revenues					
Sale of Services-Administration	(80,000)	(70,000)	0	(70,000)	0.00%
Sale of Services - Legal	(2,000)	(2,000)	0	(2,000)	0.00%
Sale of Services - Agreements	(180,000)	(155,000)	(2,510)	(157,510)	1.62%
Lic. & Per-Business	(165,000)	(65,000)	24,500	(40,500)	(37.69%)
Lic. & Per-Amusement	(200,000)	(180,000)	0	(180,000)	0.00%
Lic. & Per-Taxi	(180,000)	(140,000)	6,000	(134,000)	(4.29%)
Fines	(862,000)	(702,000)	(180,000)	(882,000)	25.64%
Licences	(59,000)	(59,000)	0	(59,000)	0.00%
Licenses & Permits-Marriage	(30,000)	(30,000)	(2,000)	(32,000)	6.67%
Adoptions	(31,600)	(32,000)	0	(32,000)	0.00%
Impound Fees	(4,000)	(4,000)	0	(4,000)	0.00%
Service Fees	(3,300)	(3,300)	0	(3,300)	0.00%
Ont. Specific Grants	(1,000)	(500)	(284,180)	(284,680)	56,836.00%
Other Revenue	(16,200)	(16,150)	(3,850)	(20,000)	23.84%
Other Misc Revenue	(20,000)	(20,000)	(290,800)	(310,800)	1,454.00%
Sponsorships No Tax	(3,000)	(3,000)	0	(3,000)	0.00%
Marketing Sponsorships	(2,000)	(2,000)	0	(2,000)	0.00%
Misc Rev	(8,000)	(8,000)	0	(8,000)	0.00%
Total Revenues	(1,847,100)	(1,491,950)	(732,840)	(2,224,790)	49.12%
Transfers to/from Reserves & R.F.					
Transfer to/(from) Reserve	(187,638)	(279,284)	(258,751)	(538,035)	92.65%
Trans. to/(from) Continuing Studies F	(53,964)	0	0	0	0.00%
Total Transfers	(241,602)	(279,284)	(258,751)	(538,035)	92.65%
Net	4,439,855	5,145,690	381,247	5,526,937	7.41%

**City of Pickering
2022
Approved Current Budget**

Information Technology

Run Date: 5/31/22 3:02 PM

Account Descriptions	2020 Approved Budget	2021 Approved Budget	INC./DEC.	2022 Approved Budget	% CHGE. 2021
Expenditures					
Salaries & Wages	1,113,370	1,152,839	256,958	1,409,797	22.29%
Overtime	52,050	46,050	17,950	64,000	38.98%
Employer Contributions	311,575	326,031	33,931	359,962	10.41%
Conferences	4,000	2,000	0	2,000	0.00%
Uniforms	0	800	0	800	0.00%
Travel	1,800	1,200	0	1,200	0.00%
Cellular Phones	8,000	8,000	1,900	9,900	23.75%
Telephones	8,390	8,205	(850)	7,355	(10.36%)
Internet	0	0	850	850	0.00%
Seminars & Education	36,900	49,400	(4,000)	45,400	(8.10%)
Corporate Training	12,000	12,000	4,000	16,000	33.33%
Insurance Premium	7,850	8,000	0	8,000	0.00%
Consulting & Professional	65,000	61,900	85,100	147,000	137.48%
Recpt, Prom & Sp Events	1,000	1,000	0	1,000	0.00%
Memberships	650	650	4,750	5,400	730.77%
Outside Agency Serv	9,600	9,600	(7,200)	2,400	(75.00%)
Misc Equip Repairs	48,700	46,100	0	46,100	0.00%
Software/Hardware Maintenance Con	454,089	627,728	85,080	712,808	13.55%
Stationery & Office Supplies	3,700	3,700	0	3,700	0.00%
System & Software Upgrades	100,584	72,450	89,349	161,799	123.33%
Hardware Replacements	93,600	47,800	11,600	59,400	24.27%
Misc. Equipment	59,150	109,260	(51,465)	57,795	(47.10%)
COVID Related Expenditures	0	0	191,530	191,530	0.00%
Total Expenditures	2,392,008	2,594,713	719,483	3,314,196	27.73%
Revenues					
Ont. Specific Grants	0	0	(261,680)	(261,680)	0.00%
Total Revenues	0	0	(261,680)	(261,680)	0.00%
Transfers to/from Reserves & R.F.					
Transfer to/(from) Reserve	(85,000)	(85,000)	85,000	0	(100.00%)
Total Transfers	(85,000)	(85,000)	85,000	0	(100.00%)
Net	2,307,008	2,509,713	542,803	3,052,516	21.63%

**City of Pickering
2022
Approved Current Budget**

Legal Services

Run Date: 5/31/22 3:02 PM

Account Descriptions	2020 Approved Budget	2021 Approved Budget	INC./DEC.	2022 Approved Budget	% CHGE. 2021
Expenditures					
Salaries & Wages	540,763	470,256	29,721	499,977	6.32%
Overtime	2,500	1,500	0	1,500	0.00%
Employer Contributions	146,133	121,138	6,846	127,984	5.65%
Travel	750	750	0	750	0.00%
Cellular Phones	1,600	1,600	0	1,600	0.00%
Telephones	2,115	1,365	(150)	1,215	(10.99%)
Internet	0	0	150	150	0.00%
Subscription & Publications	7,620	7,645	0	7,645	0.00%
Legal Services	12,000	12,000	0	12,000	0.00%
Seminars & Education	4,500	4,500	0	4,500	0.00%
Insurance Premium	3,460	3,530	0	3,530	0.00%
Consulting & Professional	45,000	45,000	26,000	71,000	57.78%
Recpt, Prom & Sp Events	500	500	0	500	0.00%
Memberships	6,550	6,550	0	6,550	0.00%
Software/Hardware Maintenance Con	1,536	935	(160)	775	(17.11%)
Stationery & Office Supplies	1,500	1,500	0	1,500	0.00%
Total Expenditures	776,527	678,769	62,407	741,176	9.19%
Revenues					
Sale of Services - Legal	(2,000)	(2,000)	0	(2,000)	0.00%
Sale of Services - Agreements	(180,000)	(155,000)	(2,510)	(157,510)	1.62%
Misc Rev	(8,000)	(8,000)	0	(8,000)	0.00%
Total Revenues	(190,000)	(165,000)	(2,510)	(167,510)	1.52%
Transfers to/from Reserves & R.F.					
Transfer to/(from) Reserve	(102,638)	(130,320)	27,360	(102,960)	(20.99%)
Total Transfers	(102,638)	(130,320)	27,360	(102,960)	(20.99%)
Net	483,889	383,449	87,257	470,706	22.76%

**City of Pickering
2022
Approved Current Budget**

Clerks Office

Run Date: 5/31/22 3:02 PM

Account Descriptions	2020 Approved Budget	2021 Approved Budget	INC./DEC.	2022 Approved Budget	% CHGE. 2021
Expenditures					
Salaries & Wages	374,763	445,659	(64,068)	381,591	(14.38%)
Overtime	1,000	1,000	1,000	2,000	100.00%
Employer Contributions	108,885	130,039	(18,225)	111,814	(14.02%)
Conferences	1,600	1,600	0	1,600	0.00%
Travel	500	500	0	500	0.00%
Cellular Phones	1,100	1,100	500	1,600	45.45%
Telephones	1,410	2,050	(230)	1,820	(11.22%)
Internet	0	0	230	230	0.00%
Subscription & Publications	500	500	200	700	40.00%
Seminars & Education	2,500	2,500	0	2,500	0.00%
Insurance Premium	2,555	2,600	0	2,600	0.00%
Recpt, Prom & Sp Events	750	750	250	1,000	33.33%
Memberships	1,000	1,000	0	1,000	0.00%
Software/Hardware Maintenance Co	1,171	760	(170)	590	(22.37%)
Stationery & Office Supplies	2,000	2,000	0	2,000	0.00%
Total Expenditures	499,734	592,058	(80,513)	511,545	(13.60%)
Revenues					
Sale of Services-Administration	(80,000)	(70,000)	0	(70,000)	0.00%
Lic. & Per-Amusement	(200,000)	(180,000)	0	(180,000)	0.00%
Licenses & Permits-Marriage	(30,000)	(30,000)	(2,000)	(32,000)	6.67%
Total Revenues	(310,000)	(280,000)	(2,000)	(282,000)	0.71%
Transfers to/from Reserves & R.F.					
Total Transfers	0	0	0	0	0.00%
Net	189,734	312,058	(82,513)	229,545	(26.44%)

**City of Pickering
2022
Approved Current Budget**

Records Management & Elections

Run Date: 5/31/22 3:02 PM

Account Descriptions	2020 Approved Budget	2021 Approved Budget	INC./DEC.	2022 Approved Budget	% CHGE. 2021
Expenditures					
Salaries & Wages	75,959	69,322	24,185	93,507	34.89%
Overtime	1,000	1,000	1,000	2,000	100.00%
Employer Contributions	24,046	22,758	3,022	25,780	13.28%
Travel	500	500	0	500	0.00%
Postage	0	0	75,000	75,000	0.00%
Telephones	350	680	(75)	605	(11.03%)
Internet	0	0	75	75	0.00%
Seminars & Education	1,250	1,250	250	1,500	20.00%
Insurance Premium	861	880	0	880	0.00%
Consulting & Professional	61,464	63,964	(57,964)	6,000	(90.62%)
Outside Agency Serv	13,375	13,375	36,500	49,875	272.90%
Software/Hardware Maintenance Con	31,000	35,636	287,974	323,610	808.10%
Stationery & Office Supplies	1,000	1,000	7,500	8,500	750.00%
COVID Related Expenditures	0	0	3,000	3,000	0.00%
Total Expenditures	210,805	210,365	380,467	590,832	180.86%
Revenues					
Total Revenues	0	0	0	0	0.00%
Transfers to/from Reserves & R.F.					
Transfer to/(from) Reserve	0	(63,964)	(371,111)	(435,075)	580.19%
Trans. to/(from) Continuing Studies F	(53,964)	0	0	0	0.00%
Total Transfers	(53,964)	(63,964)	(371,111)	(435,075)	580.19%
Net	156,841	146,401	9,356	155,757	6.39%

**City of Pickering
2022
Approved Current Budget**

Print Shop/Mail Room

Run Date: 5/31/22 3:02 PM

Account Descriptions	2020 Approved Budget	2021 Approved Budget	INC./DEC.	2022 Approved Budget	% CHGE. 2021
Expenditures					
Salaries & Wages	109,508	111,410	2,945	114,355	2.64%
Overtime	500	500	500	1,000	100.00%
Employer Contributions	33,042	28,741	1,324	30,065	4.61%
Postage	147,000	152,000	4,000	156,000	2.63%
Freight, Express & Cartage	3,100	3,100	0	3,100	0.00%
Telephones	705	680	(75)	605	(11.03%)
Internet	0	0	75	75	0.00%
Insurance Premium	2,335	2,380	0	2,380	0.00%
Outside Agency Serv	35,000	35,000	2,500	37,500	7.14%
Software/Hardware Maintenance Co	286	195	(20)	175	(10.26%)
Stationery & Office Supplies	1,500	1,500	0	1,500	0.00%
Printing Supplies	190,000	200,000	8,602	208,602	4.30%
Total Expenditures	522,976	535,506	19,851	555,357	3.71%
Revenues					
Other Revenue	(200)	0	0	0	0.00%
Total Revenues	(200)	0	0	0	0.00%
Transfers to/from Reserves & R.F.					
Total Transfers	0	0	0	0	0.00%
Net	522,776	535,506	19,851	555,357	3.71%

**City of Pickering
2022
Approved Current Budget**

By-law

Run Date: 5/31/22 3:02 PM

Account Descriptions	2020 Approved Budget	2021 Approved Budget	INC./DEC.	2022 Approved Budget	% CHGE. 2021
Expenditures					
Salaries & Wages	1,032,581	1,156,789	172,126	1,328,915	14.88%
Overtime	6,320	8,500	7,239	15,739	85.16%
Employer Contributions	300,723	302,798	38,958	341,756	12.87%
Conferences	2,800	0	0	0	0.00%
Uniforms	14,500	14,500	1,300	15,800	8.97%
Travel	900	900	0	900	0.00%
Cellular Phones	7,760	7,760	1,000	8,760	12.89%
Telephones	3,175	5,125	(570)	4,555	(11.12%)
Internet	0	0	570	570	0.00%
Subscription & Publications	3,000	0	0	0	0.00%
Seminars & Education	6,000	4,000	4,000	8,000	100.00%
Insurance Premium	4,825	4,920	0	4,920	0.00%
Ins. Deductible	2,000	2,000	0	2,000	0.00%
Memberships	900	900	0	900	0.00%
Outside Agency Serv	5,500	5,500	0	5,500	0.00%
Veh - Repairs & Maintenance	15,000	10,000	0	10,000	0.00%
Software/Hardware Maintenance Con	15,505	19,392	(120)	19,272	(0.62%)
Stationery & Office Supplies	600	600	0	600	0.00%
Forms	8,000	8,000	0	8,000	0.00%
Gas, Oil Tires	19,763	19,763	7,397	27,160	37.43%
Supplies & Tools	2,000	2,000	0	2,000	0.00%
Parking - MOT	75,000	75,000	0	75,000	0.00%
Total Expenditures	1,526,852	1,648,447	231,900	1,880,347	14.07%
Revenues					
Lic. & Per-Business	(165,000)	(65,000)	24,500	(40,500)	(37.69%)
Lic. & Per-Taxi	(180,000)	(140,000)	6,000	(134,000)	(4.29%)
Fines	(860,000)	(700,000)	(180,000)	(880,000)	25.71%
Other Misc Revenue	(20,000)	(20,000)	(290,800)	(310,800)	1,454.00%
Total Revenues	(1,225,000)	(925,000)	(440,300)	(1,365,300)	47.60%
Transfers to/from Reserves & R.F.					
Total Transfers	0	0	0	0	0.00%
Net	301,852	723,447	(208,400)	515,047	(28.81%)

**City of Pickering
2022
Approved Current Budget**

Animal Services

Run Date: 5/31/22 3:02 PM

Account Descriptions	2020 Approved Budget	2021 Approved Budget	INC./DEC.	2022 Approved Budget	% CHGE. 2021
Expenditures					
Salaries & Wages	364,696	414,301	28,045	442,346	6.77%
Overtime	8,000	6,000	0	6,000	0.00%
Employer Contributions	81,230	90,699	7,791	98,490	8.59%
Conferences	1,600	0	0	0	0.00%
Uniforms	3,600	3,600	0	3,600	0.00%
Travel	1,650	350	0	350	0.00%
Cellular Phones	1,900	2,900	0	2,900	0.00%
Telephones	11,845	11,590	(190)	11,400	(1.64%)
Internet	0	0	190	190	0.00%
Advertising	800	800	0	800	0.00%
Subscription & Publications	50	50	0	50	0.00%
Seminars & Education	2,700	1,500	0	1,500	0.00%
Insurance Premium	2,262	2,310	0	2,310	0.00%
Recpt, Prom & Sp Events	6,500	6,000	0	6,000	0.00%
Memberships	400	650	0	650	0.00%
Outside Agency Serv	34,400	33,900	0	33,900	0.00%
Build Repairs & Mtce	13,358	12,358	0	12,358	0.00%
Veh - Repairs & Maintenance	2,800	2,800	0	2,800	0.00%
Software/Hardware Maintenance Col	2,910	10,296	(30)	10,266	(0.29%)
Building Rentals	16,556	16,964	442	17,406	2.61%
Stationery & Office Supplies	1,000	600	0	600	0.00%
Utilities - Hydro	6,798	6,798	0	6,798	0.00%
Utilities - Oil	6,500	6,500	0	6,500	0.00%
Gas, Oil Tires	8,000	8,000	2,995	10,995	37.44%
Supplies & Tools	2,500	2,500	0	2,500	0.00%
Shop Supplies	15,100	15,100	0	15,100	0.00%
Minor Furniture & Fixtures	1,500	0	0	0	0.00%
Livestock Killed	1,000	500	0	500	0.00%
Total Expenditures	599,655	657,066	39,243	696,309	5.97%
Revenues					
Fines	(2,000)	(2,000)	0	(2,000)	0.00%
Licences	(59,000)	(59,000)	0	(59,000)	0.00%
Adoptions	(31,600)	(32,000)	0	(32,000)	0.00%
Impound Fees	(4,000)	(4,000)	0	(4,000)	0.00%
Service Fees	(3,300)	(3,300)	0	(3,300)	0.00%

**City of Pickering
2022
Approved Current Budget**

Animal Services

Run Date: 5/31/22 3:02 PM

Account Descriptions	2020 Approved Budget	2021 Approved Budget	INC./DEC.	2022 Approved Budget	% CHGE. 2021
Ont. Specific Grants	(1,000)	(500)	(22,500)	(23,000)	4,500.00%
Other Revenue	(16,000)	(16,150)	(3,850)	(20,000)	23.84%
Sponsorships No Tax	(3,000)	(3,000)	0	(3,000)	0.00%
Marketing Sponsorships	(2,000)	(2,000)	0	(2,000)	0.00%
Total Revenues	(121,900)	(121,950)	(26,350)	(148,300)	21.61%
Transfers to/from Reserves & R.F.					
Total Transfers	0	0	0	0	0.00%
Net	477,755	535,116	12,893	548,009	2.41%

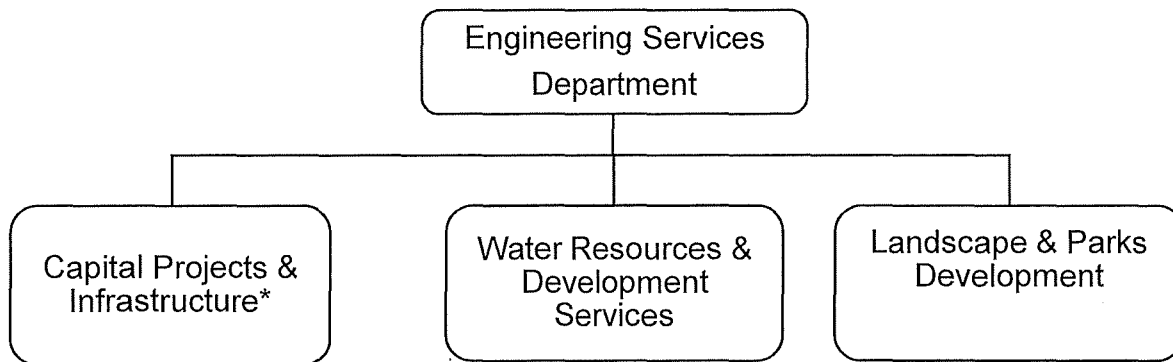
Engineering Services Department

Overview

The Engineering Services Department is responsible for the overall management of major capital works projects (roads, streetlights and traffic signals, sidewalks, storm sewers, parks & trails), infrastructure maintenance/repair programs, forestry services, transportation engineering and planning, traffic operations, school crossing guard program, infrastructure asset management, storm water and water resources management and land development servicing.

The Engineering Services Department oversees the following areas/functions:

- Capital Projects & Infrastructure (includes the areas of crossing guards, streetlights & sidewalks)
- Water Resources & Development Services
- Landscape & Parks Development



*Includes Crossing Guards, Streetlights and Sidewalks

Key Activities for 2022

- Durham Area Municipality's Review of Streetlights on Regional Roads
- Detailed Design for Beachfront Park Master Plan
- Reconstruction of Breezy Drive/Sunrise Avenue Storm Sewer Outfall
- Design and Construction of Brock Road Clean Water Collector Project
- Commencement of City Centre Transportation Master Plan
- Completion of Walnut Lane Extension Municipal Class Environmental Assessment
- Completion of Claremont Drainage Plan Municipal Class Environmental Assessment

Financial Information

**Staffing Summary
(Full & Regular Part Time)**

	2018	Approved Current Term			Approved 2022		
		2019	2020	2021	Add	Delete	Total
Full Time	29	30	30	30	3	0	33
Reg. Part-Time	<u>0</u>	<u>0</u>	<u>0</u>	<u>0</u>	<u>0</u>	<u>0</u>	<u>0</u>
Total	29	30	30	30	3	0	33

The Department proposes one new full-time Coordinator, Parks Development position to manage parks/trails projects inspection and contract administration, one new full-time Technician, Traffic Operations position to assist with the Automated Speed enforcement program and growing traffic needs in the community, and one new full-time Technician, Development Approvals contract position (funded by Third Party) to review municipal consent applications for utility installations.

Year-Over-Year (Net Cost) Budget Changes

	2021 Budget	2022 Approved Budget	Year/Year Increase (\$)	Year/Year Increase (%)
Eng. Services – Adm.	\$2,615,971	\$2,740,605	\$124,634	4.76%
Crossing Guards	396,400	424,400	28,000	7.06
Water Res. & Dev. Serv.	957,236	1,008,214	50,978	5.33
Sidewalks	195,590	195,590	0	0
Street Lights	953,680	1,078,680	125,000	13.11
Total (Net Cost)	<u>\$5,118,877</u>	<u>\$5,447,489</u>	<u>\$328,612</u>	<u>6.42%</u>

Explanation of Significant Budget Changes

Expenditures – Increases/ (Decreases)

Salaries & Wages \$247,297 - Budget increase largely due to three new positions (one funded by third party).

Employer Contributions \$74,737 - Budget increase due to above-mentioned new positions and increased CPP employer contribution rates in 2022.

Seminars & Education \$5,060 - Budget increase related to training requirements for new staff, and for health & safety training.

Consulting & Professional (\$86,141) - Budget reduction due to studies that were completed in 2021 and no longer require funding.

Misc. Equipment Repairs \$70,000 - Budget increase related to streetlight maintenance and street light utility locate requests anticipated in 2022.

Software/Hardware Maintenance Contracts \$40,235 - Budget increase due to requirement in 2022 to renew AutoCAD licenses for 3 years.

Misc. Equipment \$39,500 - Budget increase to purchase additional traffic speed management equipment and devices.

Other Fixed Assets \$15,000 - Budget increase for miscellaneous streetlight installation projects.

Tree Maintenance \$35,000 - Budget increase required for additional tree protection (beaver management), and LLD (Gypsy moth) pest control.

Engineering Repair & Maintenance \$58,000 - Budget increase required for Integrated Transportation Master Plan related line painting and a retaining wall repair.

Revenues/Transfer from Reserves – (Increases)/ Decreases

Sale of Services – Development Control (\$118,000) - Budget increase in revenue specific to design review and inspection fees anticipated in 2022.

Cost Recoveries (\$61,935) - Budget increase in cost recoveries due to new staff position being funded by third party.

Fines – Automated Speed Enforcement Program (\$100,000) – Budget increase in revenue due to the introduction of this new revenue source in 2022 as the program is now fully implemented.

Transfer from Continuing Studies \$43,408 – Budget reduction in transfer due to various consulting assignments and studies that either have progressed further to completion, or were completed in 2021.

Transfer from Reserve Fund \$157,233 - Budget reduction in transfer from the DC Reserve Fund due to consulting studies that were completed, and reduced cost/transfer required for the City Centre Transportation Master Plan.

Department 2020 & 2021 Performance Indicators/Statistics

Performance Indicators/Statistics	2020	2021
Driveway widening/curb cut applications	79	95
Pool enclosure applications	64	94
Fill permit applications	23	9
Centreline km of roads (paved/unpaved)	347.4/102.1	352/101
Number of bridges/culverts > 3m (vehicular/pedestrian)	67	66
Km of storm sewers	249.5	343*
Number of Stormwater Management Facilities (Ponds)	20	20
Km of sidewalks/trails	381.6	441*
Number of Streetlights	7,358	8,546*
Km of cycling lanes	25.3	25.3
Number of traffic/pedestrian signals	25	25
Number of school crossing guard locations	36	36
Number of playground equipment areas	62	69
Number of outdoor soccer fields	37	34*
Number of outdoor baseball diamonds	30	30
Number of splash pads	3	3

* Adjustments due to refinement in asset data.

**City of Pickering
2022
Approved Current Budget**

Engineering Services Department

Run Date: 5/31/22 3:02 PM

Account Descriptions	2020 Approved Budget	2021 Approved Budget	INC./DEC.	2022 Approved Budget	% CHGE. 2021
Expenditures					
Salaries & Wages	2,763,070	2,806,584	247,297	3,053,881	8.81%
Overtime	16,500	12,000	(2,600)	9,400	(21.67%)
Employer Contributions	763,291	769,586	74,737	844,323	9.71%
Conferences	1,400	1,000	0	1,000	0.00%
Uniforms	4,000	3,500	0	3,500	0.00%
Travel	2,400	2,050	0	2,050	0.00%
Cellular Phones	13,110	13,100	(2,660)	10,440	(20.31%)
Telephones	10,230	10,245	(1,140)	9,105	(11.13%)
Internet	0	0	610	610	0.00%
Subscription & Publications	1,650	1,650	0	1,650	0.00%
Seminars & Education	7,500	4,600	5,060	9,660	110.00%
Insurance Premium	169,010	176,700	0	176,700	0.00%
Ins. Deductible	7,950	7,950	0	7,950	0.00%
Consulting & Professional	1,264,760	1,049,056	(86,141)	962,915	(8.21%)
Recpt, Prom & Sp Events	300	300	0	300	0.00%
Memberships	9,265	9,590	450	10,040	4.69%
Photo, Mapping, Printing	4,000	4,000	0	4,000	0.00%
Outside Agency Serv	537,278	793,800	(4,000)	789,800	(0.50%)
Roads Repair & Mtce	10,000	10,000	0	10,000	0.00%
Rpr Main. Maint Mater	20,000	20,000	0	20,000	0.00%
Veh - Repairs & Maintenance	7,900	13,000	0	13,000	0.00%
Misc Equip Repairs	411,200	401,200	70,000	471,200	17.45%
Software/Hardware Maintenance Con	22,963	18,180	40,235	58,415	221.31%
Rental Misc Equip	3,750	4,550	(4,350)	200	(95.60%)
Stationery & Office Supplies	3,300	3,300	0	3,300	0.00%
Forms	750	750	0	750	0.00%
Utilities - Hydro	491,429	500,000	0	500,000	0.00%
Gas, Oil Tires	13,092	13,092	4,908	18,000	37.49%
Supplies & Tools	8,150	8,150	0	8,150	0.00%
Minor Furniture & Fixtures	3,000	0	0	0	0.00%
Misc. Equipment	15,000	12,000	39,500	51,500	329.17%
Other Minor Fixed Assets	345,000	245,000	15,000	260,000	6.12%
Total Expenditures	6,931,248	6,914,933	396,906	7,311,839	5.74%
Revenues					
Sale of Serv-Dev Cntrl	(744,500)	(762,000)	(118,000)	(880,000)	15.49%

**City of Pickering
2022
Approved Current Budget**

Engineering Services Department

Run Date: 5/31/22 3:02 PM

Account Descriptions	2020 Approved Budget	2021 Approved Budget	INC./DEC.	2022 Approved Budget	% CHGE. 2021
Fines - Auto. Speed Enforcement Pr	0	0	(100,000)	(100,000)	0.00%
Other Revenue	0	(3,000)	1,000	(2,000)	(33.33%)
Other Misc Revenue	(10,000)	(10,000)	0	(10,000)	0.00%
Cost Recoveries	(53,000)	(35,000)	(61,935)	(96,935)	176.96%
Total Revenues	(807,500)	(810,000)	(278,935)	(1,088,935)	34.44%
Transfers to/from Reserves & R.F.					
Transfer to/(from) Reserve	0	(35,000)	10,000	(25,000)	(28.57%)
Trans. to/(from) Continuing Studies F	(142,785)	(105,023)	43,408	(61,615)	(41.33%)
Transfer to/(from) Reserve Fund	(1,082,475)	(846,033)	157,233	(688,800)	(18.58%)
Total Transfers	(1,225,260)	(986,056)	210,641	(775,415)	(21.36%)
Net	4,898,488	5,118,877	328,612	5,447,489	6.42%

**City of Pickering
2022
Approved Current Budget**

Engineering Services - Admin.

Run Date: 5/31/22 3:02 PM

Account Descriptions	2020 Approved Budget	2021 Approved Budget	INC./DEC.	2022 Approved Budget	% CHGE. 2021
Expenditures					
Salaries & Wages	1,498,117	1,522,975	117,885	1,640,860	7.74%
Overtime	14,000	10,000	(3,500)	6,500	(35.00%)
Employer Contributions	414,467	418,708	39,582	458,290	9.45%
Conferences	1,400	1,000	0	1,000	0.00%
Uniforms	2,000	2,000	0	2,000	0.00%
Travel	750	750	0	750	0.00%
Cellular Phones	7,710	7,700	(1,580)	6,120	(20.52%)
Telephones	5,290	5,465	(610)	4,855	(11.16%)
Internet	0	0	610	610	0.00%
Subscription & Publications	1,000	1,000	0	1,000	0.00%
Seminars & Education	1,500	1,500	2,360	3,860	157.33%
Insurance Premium	9,400	9,590	0	9,590	0.00%
Ins. Deductible	2,000	2,000	0	2,000	0.00%
Consulting & Professional	750,530	682,060	(191,560)	490,500	(28.09%)
Recpt, Prom & Sp Events	200	200	0	200	0.00%
Memberships	5,180	5,130	610	5,740	11.89%
Photo, Mapping, Printing	4,000	4,000	0	4,000	0.00%
Outside Agency Serv	152,800	387,800	(32,000)	355,800	(8.25%)
Veh - Repairs & Maintenance	5,000	8,000	0	8,000	0.00%
Misc Equip Repairs	200	200	0	200	0.00%
Software/Hardware Maintenance Col	9,671	5,990	39,850	45,840	665.28%
Rental Misc Equip	3,750	4,550	(4,350)	200	(95.60%)
Stationery & Office Supplies	2,100	2,100	0	2,100	0.00%
Forms	750	750	0	750	0.00%
Gas, Oil Tires	7,413	7,413	2,777	10,190	37.46%
Supplies & Tools	150	150	0	150	0.00%
Misc. Equipment	12,000	12,000	39,500	51,500	329.17%
Total Expenditures	2,911,378	3,103,031	9,574	3,112,605	0.31%
Revenues					
Fines - Auto. Speed Enforcement Pr	0	0	(100,000)	(100,000)	0.00%
Other Revenue	0	(3,000)	1,000	(2,000)	(33.33%)
Cost Recoveries	(15,000)	0	0	0	0.00%
Total Revenues	(15,000)	(3,000)	(99,000)	(102,000)	3,300.00%
Transfers to/from Reserves & R.F.					
Transfer to/(from) Reserve	0	(35,000)	35,000	0	(100.00%)

**City of Pickering
2022
Approved Current Budget**

Engineering Services - Admin.

Run Date: 5/31/22 3:02 PM

Account Descriptions	2020 Approved Budget	2021 Approved Budget	INC./DEC.	2022 Approved Budget	% CHGE. 2021
Trans. to/(from) Continuing Studies F	(39,360)	(14,797)	14,797	0	(100.00%)
Transfer to/(from) Reserve Fund	(450,670)	(434,263)	164,263	(270,000)	(37.83%)
Total Transfers	(490,030)	(484,060)	214,060	(270,000)	(44.22%)
Net	2,406,348	2,615,971	124,634	2,740,605	4.76%

**City of Pickering
2022
Approved Current Budget**

Crossing Guards

Run Date: 5/31/22 3:02 PM

Account Descriptions	2020 Approved Budget	2021 Approved Budget	INC./DEC.	2022 Approved Budget	% CHGE. 2021
Expenditures					
Insurance Premium	2,350	2,400	0	2,400	0.00%
Outside Agency Serv	374,478	394,000	28,000	422,000	7.11%
Total Expenditures	376,828	396,400	28,000	424,400	7.06%
Revenues					
Total Revenues	0	0	0	0	0.00%
Transfers to/from Reserves & R.F.					
Total Transfers	0	0	0	0	0.00%
Net	376,828	396,400	28,000	424,400	7.06%

**City of Pickering
2022
Approved Current Budget**

Water Resources & Development Services

Run Date: 5/31/22 3:02 PM

Account Descriptions	2020 Approved Budget	2021 Approved Budget	INC./DEC.	2022 Approved Budget	% CHGE. 2021
Expenditures					
Salaries & Wages	1,264,953	1,283,609	129,412	1,413,021	10.08%
Overtime	2,500	2,000	900	2,900	45.00%
Employer Contributions	348,824	350,878	35,155	386,033	10.02%
Uniforms	2,000	1,500	0	1,500	0.00%
Travel	1,650	1,300	0	1,300	0.00%
Cellular Phones	5,400	5,400	(1,080)	4,320	(20.00%)
Telephones	4,940	4,780	(530)	4,250	(11.09%)
Subscription & Publications	650	650	0	650	0.00%
Seminars & Education	6,000	3,100	2,700	5,800	87.10%
Insurance Premium	7,245	7,390	0	7,390	0.00%
Ins. Deductible	1,000	1,000	0	1,000	0.00%
Consulting & Professional	504,230	349,540	69,775	419,315	19.96%
Recpt, Prom & Sp Events	100	100	0	100	0.00%
Memberships	4,085	4,460	(160)	4,300	(3.59%)
Roads Repair & Mtce	10,000	10,000	0	10,000	0.00%
Veh - Repairs & Maintenance	2,900	5,000	0	5,000	0.00%
Misc Equip Repairs	1,000	1,000	0	1,000	0.00%
Software/Hardware Maintenance Con	13,292	12,190	385	12,575	3.16%
Stationery & Office Supplies	1,200	1,200	0	1,200	0.00%
Gas, Oil Tires	5,679	5,679	2,131	7,810	37.52%
Supplies & Tools	8,000	8,000	0	8,000	0.00%
Minor Furniture & Fixtures	3,000	0	0	0	0.00%
Misc. Equipment	3,000	0	0	0	0.00%
Total Expenditures	2,201,648	2,058,776	238,688	2,297,464	11.59%
Revenues					
Sale of Serv-Dev Cntrl	(744,500)	(762,000)	(118,000)	(880,000)	15.49%
Other Misc Revenue	(10,000)	(10,000)	0	(10,000)	0.00%
Cost Recoveries	(38,000)	(35,000)	(61,935)	(96,935)	176.96%
Total Revenues	(792,500)	(807,000)	(179,935)	(986,935)	22.30%
Transfers to/from Reserves & R.F.					
Transfer to/(from) Reserve	0	0	(25,000)	(25,000)	0.00%
Trans. to/(from) Continuing Studies F	(103,425)	(82,770)	24,255	(58,515)	(29.30%)
Transfer to/(from) Reserve Fund	(331,805)	(211,770)	(7,030)	(218,800)	3.32%
Total Transfers	(435,230)	(294,540)	(7,775)	(302,315)	2.64%

**City of Pickering
2022
Approved Current Budget**

Water Resources & Development Services

Run Date: 5/31/22 3:02 PM

Account Descriptions	2020 Approved Budget	2021 Approved Budget	INC./DEC.	2022 Approved Budget	% CHGE. 2021
Net	973,918	957,236	50,978	1,008,214	5.33%

**City of Pickering
2022
Approved Current Budget**

Sidewalks

Run Date: 5/31/22 3:02 PM

Account Descriptions	2020 Approved Budget	2021 Approved Budget	INC./DEC.	2022 Approved Budget	% CHGE. 2021
Expenditures					
Insurance Premium	143,465	150,640	0	150,640	0.00%
Ins. Deductible	4,950	4,950	0	4,950	0.00%
Rpr Main. Maint Mater	20,000	20,000	0	20,000	0.00%
Other Minor Fixed Assets	320,000	220,000	0	220,000	0.00%
Total Expenditures	488,415	395,590	0	395,590	0.00%
Revenues					
Total Revenues	0	0	0	0	0.00%
Transfers to/from Reserves & R.F.					
Transfer to/(from) Reserve Fund	(300,000)	(200,000)	0	(200,000)	0.00%
Total Transfers	(300,000)	(200,000)	0	(200,000)	0.00%
Net	188,415	195,590	0	195,590	0.00%

**City of Pickering
2022
Approved Current Budget**

Street Lights

Run Date: 5/31/22 3:02 PM

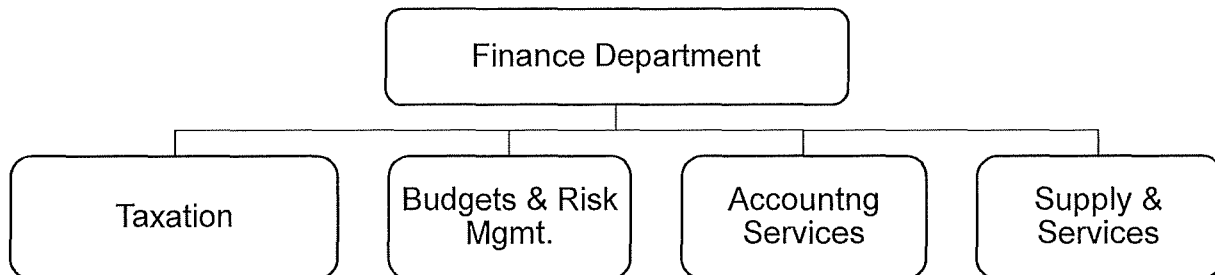
Account Descriptions	2020 Approved Budget	2021 Approved Budget	INC./DEC.	2022 Approved Budget	% CHGE. 2021
Expenditures					
Insurance Premium	6,550	6,680	0	6,680	0.00%
Consulting & Professional	10,000	17,456	35,644	53,100	204.19%
Outside Agency Serv	10,000	12,000	0	12,000	0.00%
Misc Equip Repairs	410,000	400,000	70,000	470,000	17.50%
Utilities - Hydro	491,429	500,000	0	500,000	0.00%
Other Minor Fixed Assets	25,000	25,000	15,000	40,000	60.00%
Total Expenditures	952,979	961,136	120,644	1,081,780	12.55%
Revenues					
Total Revenues	0	0	0	0	0.00%
Transfers to/from Reserves & R.F.					
Trans. to/(from) Continuing Studies F	0	(7,456)	4,356	(3,100)	(58.42%)
Total Transfers	0	(7,456)	4,356	(3,100)	(58.42%)
Net	952,979	953,680	125,000	1,078,680	13.11%

Finance Department

Overview

The Finance Department is responsible for the overall management of the City and Library from a financial management perspective. The duties and responsibilities include; advice to Council; budgets, payroll, payment of invoices, purchasing, insurance, risk management, accounts receivable, financial reporting, Tangible Capital Assets (TCA) and the issuance and collection of property taxes.

The Finance Department consists of two cost centres: Supply & Services (Purchasing) and Finance that includes all of the finance and accounting functions identified above.



Key Activities for 2022

- Continue enhancement of Financial System (SAP) and the Cash Management System (CORE) to leverage system efficiencies for the benefit of the organization
- Project lead for negotiation and possible sale of City's interest in Elexicon Inc.
- Management of 2022 Budget challenges
- Complete Development Charges Study and Community Benefits Study
- Management of assessment appeals
- Completion of the 2021 Annual Audit
- Development of Asset Management Strategy

Financial Information

Staffing Summary (Full & Regular Part Time)

	2018	Approved Current Term			Approved		
		2019	2020	2021	Add 3*	2022 Delete	Total
Full Time	26	26	27	28	31		
Reg. Part-Time	<u>0</u>	<u>0</u>	<u>0</u>	<u>0</u>	<u>0</u>	<u>0</u>	<u>0</u>
Total	26	26	27	28	3	0	28

* Conversion of one contract position to full time.

The Finance Department is proposing three new positions of which one position is a conversion from long-term contract to full time, transfer of one position from Corporate Services Department and one new senior financial analyst. The SAP financial system represents a major opportunity for the City to enhance its financial management but requires additional staffing resources to manage and support the system. For the last four years, the SAP project manager has been employed on a contract basis and it is recommended that this position be made full time to manage the project from a day-to-day operational basis. The transfer position will be used to support the SAP system from a technical perspective. The new senior financial analyst is required to due to workload and will assist with budget software "Refresh."

Year-Over-Year (Net Cost) Budget Changes

	2021 Budget	2022 Approved Budget	Year/Year Increase	
			(\$)	(%)
Finance	\$665,451	\$815,937	\$150,486	22.61%
Supply & Services	449,447	478,582	29,135	6.48
Total (Net Cost)	<u>\$1,114,898</u>	<u>\$1,294,519</u>	<u>\$179,621</u>	<u>16.11%</u>

Explanation of Significant Budget Changes

Expenditures – Increases/ (Decreases)

Salaries & Wages \$323,525 - Budget increase largely due to three new positions of which one position is a conversion from a long-term contract.

Overtime (\$10,000) - The completion and implementation of the new financial system reduces the need to budget for overtime in 2022.

Employee Contributions \$98,951- Budget increase is attributable to the earlier mentioned new positions and increased CPP employer contribution rates in 2022.

Consulting & Professional \$78,095 - The increase is mainly due to the budgeting software (\$75,000) refresh to accommodate the new financial system (funded from rate stabilization reserve) and the Cyber Insurance Study cost shared with Durham Region and Area Municipalities.

Software/Hardware Maintenance Contracts \$67,535 - The increase reflects the costs of the SAP annual software licenses. For the first two years, the software license costs were part of the implementation costs. The annual software licenses are funded from the Financial Systems Reserve.

Revenues/Transfer from Reserves – (Increases)/ Decreases

Penalties & Interest on Taxes (\$275,000) - The 2020 and 2021 penalties and interest actuals were \$2,694,486 and \$2,701,669. The 2022 budget is being increased by \$275,000 to reflect a budget amount of \$2,690,000 that is more in-line with the 2020 and 2021 activity.

Transfers to Reserve (\$165,540) - The increase in Transfer to Reserves is mainly due to funding of the budgeting software refresh and SAP Annual licenses.

Transfers from Reserve Fund \$55,505 - The decrease in the Transfer to Reserve Fund is mainly due to a former contract position no longer being funded from the reserve fund, as it has been converted to a permanent full time position.

Department 2020 & 2021 Performance Indicators/Statistics

Performance Indicators/Statistics	2020	2021
Accounts Receivable		
Invoices Issued	255	337
Total Invoice Value	\$795,394	\$2,011,435
Accounts Payable		
Vendors Paid	1,849	1,422
Total Dollar Value	\$82.9 m	\$88.5 m

Performance Indicators/Statistics	2020	2021
Payroll		
T4 Slips	937	929
Pay Statements	17,818	17,228
Property Taxes		
Phone Calls	17,528	18,535
Tax Bills Issued	65,321	67,064
Payments Processed	\$241.2 m	\$254.3 m
Purchasing Cards		
Transactions	3,631	3,097
Value of PCard Transactions	\$607,168	\$534,027
Number of P Cards Issued	106	108
Supply & Services		
Purchase Orders Issued	783	1,186
Blanket POs		
- Number of Blanket POs	101	0
- Total PO Value	22.7 m	31.8 m
Bids		
- Number of Bids	98	62
- Total Bids Value	\$45.8 m	\$24.7 m
Quotes		
- Number of Quotes	70	\$4.3 m
- Total Quotes Value	\$6 m	\$24.7 m
RFPs		
- Number of RFPs	10	5
- Total RFPs Value	\$16.6 m	\$2 m
Tenders		
- Number of Tenders	18	22
- Total Tenders Value	\$23.1 m	\$18.4 m

**City of Pickering
2022
Approved Current Budget**

Finance Department

Run Date: 5/31/22 3:02 PM

Account Descriptions	2020 Approved Budget	2021 Approved Budget	INC./DEC.	2022 Approved Budget	% CHGE. 2021
Expenditures					
Salaries & Wages	2,570,888	2,707,302	323,525	3,030,827	11.95%
Overtime	40,750	40,750	(10,000)	30,750	(24.54%)
Employer Contributions	712,542	756,441	98,951	855,392	13.08%
Conferences	10,700	7,150	1,600	8,750	22.38%
Travel	2,600	1,900	0	1,900	0.00%
Cellular Phones	875	1,500	600	2,100	40.00%
Telephones	10,585	10,240	(1,135)	9,105	(11.08%)
Internet	0	0	1,135	1,135	0.00%
Data Processing Services	165,000	172,000	0	172,000	0.00%
Subscription & Publications	4,000	4,000	0	4,000	0.00%
Seminars & Education	18,200	23,900	7,350	31,250	30.75%
Purch Prnting/Broch/News Ltr	22,000	22,000	0	22,000	0.00%
Insurance Premium	15,880	16,200	0	16,200	0.00%
Consulting & Professional	404,430	328,905	78,095	407,000	23.74%
Recpt, Prom & Sp Events	2,000	2,000	0	2,000	0.00%
Memberships	17,730	18,780	0	18,780	0.00%
Outside Agency Serv	14,600	14,600	(3,000)	11,600	(20.55%)
Misc Equip Repairs	2,300	2,300	0	2,300	0.00%
Software/Hardware Maintenance Con	428,282	497,395	67,535	564,930	13.58%
Financial Service Charges	250,000	75,000	0	75,000	0.00%
Stationery & Office Supplies	12,200	10,200	0	10,200	0.00%
Forms	1,500	1,500	0	1,500	0.00%
Program Supplies	0	15,000	0	15,000	0.00%
System & Software Upgrades	12,600	8,600	0	8,600	0.00%
Total Expenditures	4,719,662	4,737,663	564,656	5,302,319	11.92%
Revenues					
Tax Certificates & Other Fees	(271,000)	(281,000)	0	(281,000)	0.00%
Interest on Investments	(665,000)	(525,000)	0	(525,000)	0.00%
Penalties & Interest on Taxes	(2,265,000)	(2,415,000)	(275,000)	(2,690,000)	11.39%
Other Misc Revenue	(55,000)	(70,000)	0	(70,000)	0.00%
Total Revenues	(3,256,000)	(3,291,000)	(275,000)	(3,566,000)	8.36%
Transfers to/from Reserves & R.F.					
Transfer to/(from) Reserve	(119,400)	(85,400)	(165,540)	(250,940)	193.84%
Trans. to/(from) Continuing Studies F	(27,930)	0	0	0	0.00%
Transfer to/(from) Reserve Fund	(212,700)	(246,365)	55,505	(190,860)	(22.53%)

**City of Pickering
2022
Approved Current Budget**

Finance Department

Run Date: 5/31/22 3:02 PM

Account Descriptions	2020 Approved Budget	2021 Approved Budget	INC./DEC.	2022 Approved Budget	% CHGE. 2021
Total Transfers	(360,030)	(331,765)	(110,035)	(441,800)	33.17%
Net	1,103,632	1,114,898	179,621	1,294,519	16.11%

**City of Pickering
2022
Approved Current Budget**

Finance

Run Date: 5/31/22 3:02 PM

Account Descriptions	2020 Approved Budget	2021 Approved Budget	INC./DEC.	2022 Approved Budget	% CHGE. 2021
Expenditures					
Salaries & Wages	2,243,400	2,373,358	300,388	2,673,746	12.66%
Overtime	35,750	35,750	(10,000)	25,750	(27.97%)
Employer Contributions	630,063	666,273	92,948	759,221	13.95%
Conferences	8,300	4,750	1,600	6,350	33.68%
Travel	1,700	1,000	0	1,000	0.00%
Cellular Phones	875	1,500	600	2,100	40.00%
Telephones	9,175	8,875	(985)	7,890	(11.10%)
Internet	0	0	985	985	0.00%
Data Processing Services	165,000	172,000	0	172,000	0.00%
Subscription & Publications	4,000	4,000	0	4,000	0.00%
Seminars & Education	14,600	15,200	7,350	22,550	48.36%
Purch Prnting/Broch/News Ltr	22,000	22,000	0	22,000	0.00%
Insurance Premium	14,000	14,280	0	14,280	0.00%
Consulting & Professional	404,430	328,905	78,095	407,000	23.74%
Recpt, Prom & Sp Events	1,600	1,600	0	1,600	0.00%
Memberships	16,245	17,295	0	17,295	0.00%
Outside Agency Serv	13,000	13,000	(3,000)	10,000	(23.08%)
Misc Equip Repairs	2,300	2,300	0	2,300	0.00%
Software/Hardware Maintenance Coi	427,432	496,830	67,540	564,370	13.59%
Financial Service Charges	250,000	75,000	0	75,000	0.00%
Stationery & Office Supplies	11,200	9,200	0	9,200	0.00%
Forms	1,500	1,500	0	1,500	0.00%
Program Supplies	0	15,000	0	15,000	0.00%
System & Software Upgrades	12,600	8,600	0	8,600	0.00%
Total Expenditures	4,289,170	4,288,216	535,521	4,823,737	12.49%
Revenues					
Tax Certificates & Other Fees	(271,000)	(281,000)	0	(281,000)	0.00%
Interest on Investments	(665,000)	(525,000)	0	(525,000)	0.00%
Penalties & Interest on Taxes	(2,265,000)	(2,415,000)	(275,000)	(2,690,000)	11.39%
Other Misc Revenue	(55,000)	(70,000)	0	(70,000)	0.00%
Total Revenues	(3,256,000)	(3,291,000)	(275,000)	(3,566,000)	8.36%
Transfers to/from Reserves & R.F.					
Transfer to/(from) Reserve	(119,400)	(85,400)	(165,540)	(250,940)	193.84%
Trans. to/(from) Continuing Studies F	(27,930)	0	0	0	0.00%
Transfer to/(from) Reserve Fund	(212,700)	(246,365)	55,505	(190,860)	(22.53%)

**City of Pickering
2022
Approved Current Budget**

Finance

Run Date: 5/31/22 3:02 PM

Account Descriptions	2020 Approved Budget	2021 Approved Budget	INC./DEC.	2022 Approved Budget	% CHGE. 2021
Total Transfers	(360,030)	(331,765)	(110,035)	(441,800)	33.17%
Net	673,140	665,451	150,486	815,937	22.61%

**City of Pickering
2022
Approved Current Budget**

Supply & Services

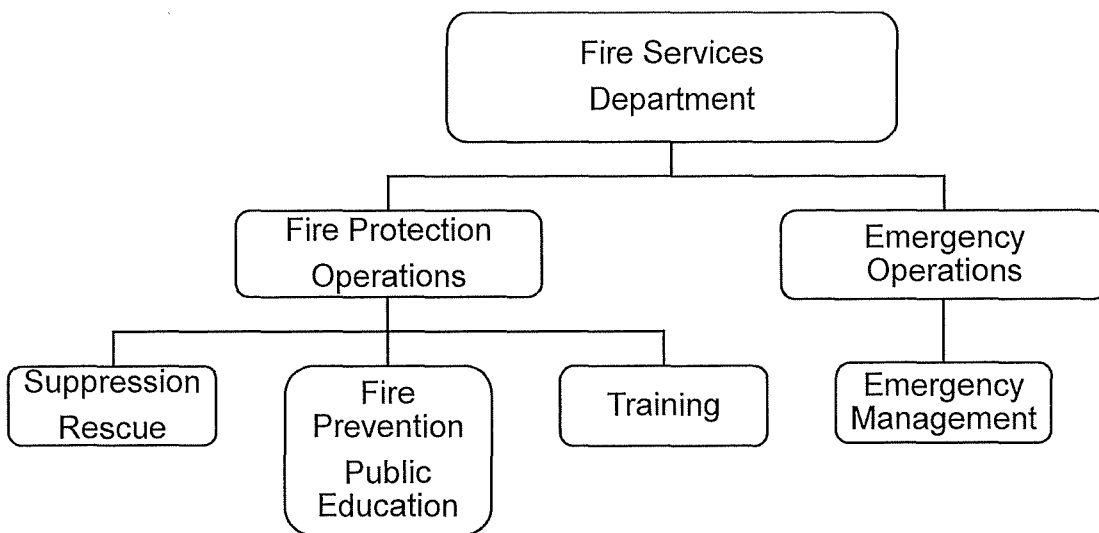
Run Date: 5/31/22 3:02 PM

Account Descriptions	2020 Approved Budget	2021 Approved Budget	INC./DEC.	2022 Approved Budget	% CHGE. 2021
Expenditures					
Salaries & Wages	327,488	333,944	23,137	357,081	6.93%
Overtime	5,000	5,000	0	5,000	0.00%
Employer Contributions	82,479	90,168	6,003	96,171	6.66%
Conferences	2,400	2,400	0	2,400	0.00%
Travel	900	900	0	900	0.00%
Telephones	1,410	1,365	(150)	1,215	(10.99%)
Internet	0	0	150	150	0.00%
Seminars & Education	3,600	8,700	0	8,700	0.00%
Insurance Premium	1,880	1,920	0	1,920	0.00%
Recpt, Prom & Sp Events	400	400	0	400	0.00%
Memberships	1,485	1,485	0	1,485	0.00%
Outside Agency Serv	1,600	1,600	0	1,600	0.00%
Software/Hardware Maintenance Co	850	565	(5)	560	(0.88%)
Stationery & Office Supplies	1,000	1,000	0	1,000	0.00%
Total Expenditures	430,492	449,447	29,135	478,582	6.48%
Revenues					
Total Revenues	0	0	0	0	0.00%
Transfers to/from Reserves & R.F.					
Total Transfers	0	0	0	0	0.00%
Net	430,492	449,447	29,135	478,582	6.48%

Fire Services Department

Overview

The Fire Services Department is responsible for fire protection and emergency management within the City. Fire Protection responsibilities include response to emergencies, fire prevention inspections, public fire safety education and staff development and training. Emergency Management responsibilities include the coordination, response and management of large-scale emergencies in the City. Staff also ensure that the City is compliant with the *Emergency Management and Civil Protection Act*.



Key Activities for 2022

- Construction continues on new Seaton Fire Headquarters
- Development and implementation of safe practices for the rapidly changing COVID-19 environment to ensure safe reliable operations
- Design firm selection process for Fire Station 5 (1616 Bayly St.) re-development
- Update Bylaws related to Fire Services and Emergency Management
- Pumper Rescue apparatus delivery to replace 2006 unit
- Review and implement new Provincial minimum training standards
- Training program(s) for recruit firefighters
- Training programs for officer development, high-rise response, and specialized rescue
- Fire inspections of vulnerable occupancies, low-rise occupancies, mixed use occupancies, and schools

- In person public education restarted including Get Real Pickering, Adopt-a-School, After the Heat
- Update response protocols and areas as new station comes on line
- Launch of software that will assist in development of public fire safety education programs and building manager fire safety programs

Financial Information

Staffing Summary (Full & Regular Part-Time)

	2018	Approved Current Term			Approved		
		2019	2020	2021	2022		
		Add	Delete	Total			
Full Time	103	106	109	112	4	0	116
Reg. Part-Time	<u>0</u>	<u>0</u>	<u>0</u>	<u>0</u>	<u>0</u>	<u>0</u>	<u>0</u>
Total	103	106	109	112	4	0	116

The department proposes four additional firefighter positions in 2022, with a start date of September 1st, for the new Seaton Fire Headquarters that will be open in early 2023.

Year-Over-Year (Net Cost) Budget Changes

	2021 Budget	2022 Approved Budget	Year/Year Increase (\$)	(%)
Fire Protection	\$17,951,284	\$18,746,854	\$795,570	4.43%
Emergency Operations	20,283	28,979	8,696	42.87
Total (Net Cost)	\$17,971,567	\$18,775,833	\$804,266	4.48%

Explanation of Significant Budget Changes

Expenditures – Increases/ (Decreases)

Salaries & Wages \$394,325 - Budget Increase largely due to the hiring of four new firefighter positions for Seaton (September 1st start date) and the PFFA collective agreement increase, partially offset by mandatory firefighter retirements.

Overtime \$50,000 - Budget increase for overtime specifically related to COVID.

Employer Contributions \$121,802 – Budget increase largely due to above-mentioned new positions and increased CPP employer contribution rates in 2022.

Uniforms \$10,000 - Budget Increase due to inflation and our increased staffing.

Dispatch Communications \$32,475 - Budget increase reflects increased operating costs of joint fire dispatch with Ajax Fire and Emergency Services.

Seminars & Education \$24,000 - Budget increase related to inflation and the increase in our firefighters complement.

Insurance premium \$26,425 – Budget increase due to property insurance premiums for new Seaton Fire Headquarters.

Miscellaneous Equipment Repairs \$27,000 - Budget increase mostly related to increased cost of aging radio equipment repairs and servicing and out-sourcing of self-contained breathing apparatus repairs and testing.

Gas, Oil & Tires \$35,321 – Budget increase due to anticipated higher gasoline and diesel prices in 2022.

Revenues/Transfer from Reserves – (Increases)/ Decreases

Sale of Service Revenue \$45,000 – Budget reduced to reflect actuals over the past two years. These are responses on the 400 series highways and Highway 7 paid by the province. Lower revenues are due to decreased traffic and incidents during the pandemic.

Department 2020& 2021 Performance Indicators/Statistics

Performance Indicators/Statistics	2020	2021
Fire Prevention & Public Safety		
Vulnerable Occupancy Inspections (Legislated)	20	20
Complaint Inspections	136	205
Requested Inspections	365	421
Fire Investigations	30	31
Permits Reviewed	940	370*
Public Fire Safety Education Events	63	361

Performance Indicators/Statistics	2020	2021
Fire Suppression Operations		
Fire/Smoke	350	311
Motor Vehicle Accidents	460	452
Medical Response	893	519
Rescue	25	18
Fire Alarm	318	324
Hazard (CO, wires down, gas leak, etc.)	233	267
Other (public assist, 911 unknown call, etc.)	329	323
Total Incidents	2,609	2215
Training		
Recruit firefighters trained (7 week program)	3	11

*New tracking process in 2021 reflects the number of permits and not the number of site visits or permit re-submissions as reflected in previous years.

**City of Pickering
2022
Approved Current Budget**

Fire Services Department

Run Date: 5/31/22 3:02 PM

Account Descriptions	2020 Approved Budget	2021 Approved Budget	INC./DEC.	2022 Approved Budget	% CHGE. 2021
Expenditures					
Salaries & Wages	11,870,122	12,500,654	394,325	12,894,979	3.15%
Overtime	225,000	200,000	50,000	250,000	25.00%
Employer Contributions	3,292,216	3,430,720	121,802	3,552,522	3.55%
Conferences	10,000	0	3,500	3,500	0.00%
Uniforms	200,000	200,000	10,000	210,000	5.00%
Travel	1,000	1,000	0	1,000	0.00%
Cellular Phones	19,600	19,600	(3,300)	16,300	(16.84%)
Telephones	64,005	63,680	(2,045)	61,635	(3.21%)
Internet	0	0	1,160	1,160	0.00%
Dispatch Communications	1,000,547	1,036,492	32,475	1,068,967	3.13%
Cable	0	0	2,205	2,205	0.00%
Advertising	1,000	1,000	0	1,000	0.00%
Subscription & Publications	2,000	2,000	0	2,000	0.00%
Seminars & Education	120,500	115,000	24,000	139,000	20.87%
Insurance Premium	68,140	69,500	26,425	95,925	38.02%
Ins. Deductible	2,000	2,000	0	2,000	0.00%
Consulting & Professional	10,000	15,000	0	15,000	0.00%
Recpt, Prom & Sp Events	6,300	4,000	250	4,250	6.25%
Memberships	6,375	6,375	75	6,450	1.18%
Photo, Mapping, Printing	1,000	1,000	0	1,000	0.00%
Outside Agency Serv	1,000	1,000	0	1,000	0.00%
Build Repairs & Mtce	122,721	94,721	1,279	96,000	1.35%
Veh - Repairs & Maintenance	169,500	169,500	(3,900)	165,600	(2.30%)
Misc Equip Repairs	53,000	53,000	27,000	80,000	50.94%
Software/Hardware Maintenance Con	329	20,760	(715)	20,045	(3.44%)
Stationery & Office Supplies	4,400	4,400	600	5,000	13.64%
Forms	1,500	1,500	0	1,500	0.00%
Program Supplies	18,000	18,000	0	18,000	0.00%
Utilities - Water	13,605	13,850	0	13,850	0.00%
Utilities - Gas	26,226	26,226	1,309	27,535	4.99%
Utilities - Hydro	62,710	62,710	0	62,710	0.00%
Gas, Oil Tires	94,379	94,379	35,321	129,700	37.42%
Supplies & Tools	71,300	79,000	0	79,000	0.00%
Minor Furniture & Fixtures	8,000	8,000	0	8,000	0.00%
System & Software Upgrades	29,666	3,000	5,500	8,500	183.33%

**City of Pickering
2022
Approved Current Budget**

Fire Services Department

Run Date: 5/31/22 3:02 PM

Account Descriptions	2020 Approved Budget	2021 Approved Budget	INC./DEC.	2022 Approved Budget	% CHGE. 2021
Hardware Replacements	0	20,200	(20,200)	0	(100.00%)
Misc. Equipment	33,500	31,500	(3,000)	28,500	(9.52%)
COVID Related Expenditures	0	0	28,000	28,000	0.00%
Total Expenditures	17,609,641	18,369,767	732,066	19,101,833	3.99%
Revenues					
Sale of Services - Fire Prot.	(120,000)	(120,000)	45,000	(75,000)	(37.50%)
Ont. Specific Grants	0	(27,200)	27,200	0	(100.00%)
Cost Recoveries	(250,000)	(250,000)	0	(250,000)	0.00%
Sponsorships No Tax	(500)	(500)	0	(500)	0.00%
Marketing Sponsorships	(500)	(500)	0	(500)	0.00%
Total Revenues	(371,000)	(398,200)	72,200	(326,000)	(18.13%)
Transfers to/from Reserves & R.F.					
Total Transfers	0	0	0	0	0.00%
Net	17,238,641	17,971,567	804,266	18,775,833	4.48%

**City of Pickering
2022
Approved Current Budget**

Fire Protection

Run Date: 5/31/22 3:02 PM

Account Descriptions	2020 Approved Budget	2021 Approved Budget	INC./DEC.	2022 Approved Budget	% CHGE. 2021
Expenditures					
Salaries & Wages	11,742,814	12,370,323	391,681	12,762,004	3.17%
Overtime	225,000	200,000	50,000	250,000	25.00%
Employer Contributions	3,260,735	3,398,573	120,980	3,519,553	3.56%
Conferences	8,500	0	3,500	3,500	0.00%
Uniforms	200,000	200,000	10,000	210,000	5.00%
Travel	1,000	1,000	0	1,000	0.00%
Cellular Phones	18,800	18,800	(3,300)	15,500	(17.55%)
Telephones	62,125	61,800	(1,985)	59,815	(3.21%)
Internet	0	0	1,100	1,100	0.00%
Dispatch Communications	1,000,547	1,036,492	32,475	1,068,967	3.13%
Cable	0	0	885	885	0.00%
Advertising	1,000	1,000	0	1,000	0.00%
Subscription & Publications	2,000	2,000	0	2,000	0.00%
Seminars & Education	119,000	113,500	22,000	135,500	19.38%
Insurance Premium	67,470	68,820	26,425	95,245	38.40%
Ins. Deductible	2,000	2,000	0	2,000	0.00%
Consulting & Professional	10,000	15,000	0	15,000	0.00%
Recpt, Prom & Sp Events	5,500	3,500	0	3,500	0.00%
Memberships	6,050	6,050	0	6,050	0.00%
Photo, Mapping, Printing	500	500	0	500	0.00%
Outside Agency Serv	1,000	1,000	0	1,000	0.00%
Build Repairs & Mtce	122,721	94,721	1,279	96,000	1.35%
Veh - Repairs & Maintenance	169,500	169,500	(3,900)	165,600	(2.30%)
Misc Equip Repairs	52,500	52,500	27,000	79,500	51.43%
Software/Hardware Maintenance Con	0	20,540	(700)	19,840	(3.41%)
Stationery & Office Supplies	4,000	4,000	0	4,000	0.00%
Forms	1,500	1,500	0	1,500	0.00%
Program Supplies	18,000	18,000	0	18,000	0.00%
Utilities - Water	13,605	13,850	0	13,850	0.00%
Utilities - Gas	26,226	26,226	1,309	27,535	4.99%
Utilities - Hydro	62,710	62,710	0	62,710	0.00%
Gas, Oil Tires	94,379	94,379	35,321	129,700	37.42%
Supplies & Tools	70,500	78,500	(1,000)	77,500	(1.27%)
Minor Furniture & Fixtures	8,000	8,000	0	8,000	0.00%
System & Software Upgrades	29,666	3,000	5,500	8,500	183.33%

**City of Pickering
2022
Approved Current Budget**

Fire Protection

Run Date: 5/31/22 3:02 PM

Account Descriptions	2020 Approved Budget	2021 Approved Budget	INC./DEC.	2022 Approved Budget	% CHGE. 2021
Hardware Replacements	0	20,200	(20,200)	0	(100.00%)
Misc. Equipment	33,500	31,500	(3,000)	28,500	(9.52%)
COVID Related Expenditures	0	0	28,000	28,000	0.00%
Total Expenditures	17,440,848	18,199,484	723,370	18,922,854	3.97%
Revenues					
Sale of Services - Fire Prot.	(120,000)	(120,000)	45,000	(75,000)	(37.50%)
Ont. Specific Grants	0	(27,200)	27,200	0	(100.00%)
Cost Recoveries	(100,000)	(100,000)	0	(100,000)	0.00%
Sponsorships No Tax	(500)	(500)	0	(500)	0.00%
Marketing Sponsorships	(500)	(500)	0	(500)	0.00%
Total Revenues	(221,000)	(248,200)	72,200	(176,000)	(29.09%)
Transfers to/from Reserves & R.F.					
Total Transfers	0	0	0	0	0.00%
Net	17,219,848	17,951,284	795,570	18,746,854	4.43%

**City of Pickering
2022
Approved Current Budget**

Emergency Operations

Run Date: 5/31/22 3:02 PM

Account Descriptions	2020 Approved Budget	2021 Approved Budget	INC./DEC.	2022 Approved Budget	% CHGE. 2021
Expenditures					
Salaries & Wages	127,308	130,331	2,644	132,975	2.03%
Employer Contributions	31,481	32,147	822	32,969	2.56%
Conferences	1,500	0	0	0	0.00%
Cellular Phones	800	800	0	800	0.00%
Telephones	1,880	1,880	(60)	1,820	(3.19%)
Internet	0	0	60	60	0.00%
Cable	0	0	1,320	1,320	0.00%
Seminars & Education	1,500	1,500	2,000	3,500	133.33%
Insurance Premium	670	680	0	680	0.00%
Recpt, Prom & Sp Events	800	500	250	750	50.00%
Memberships	325	325	75	400	23.08%
Photo, Mapping, Printing	500	500	0	500	0.00%
Misc Equip Repairs	500	500	0	500	0.00%
Software/Hardware Maintenance Coi	329	220	(15)	205	(6.82%)
Stationery & Office Supplies	400	400	600	1,000	150.00%
Supplies & Tools	800	500	1,000	1,500	200.00%
Total Expenditures	168,793	170,283	8,696	178,979	5.11%
Revenues					
Cost Recoveries	(150,000)	(150,000)	0	(150,000)	0.00%
Total Revenues	(150,000)	(150,000)	0	(150,000)	0.00%
Transfers to/from Reserves & R.F.					
Total Transfers	0	0	0	0	0.00%
Net	18,793	20,283	8,696	28,979	42.87%

Human Resources Department

Overview

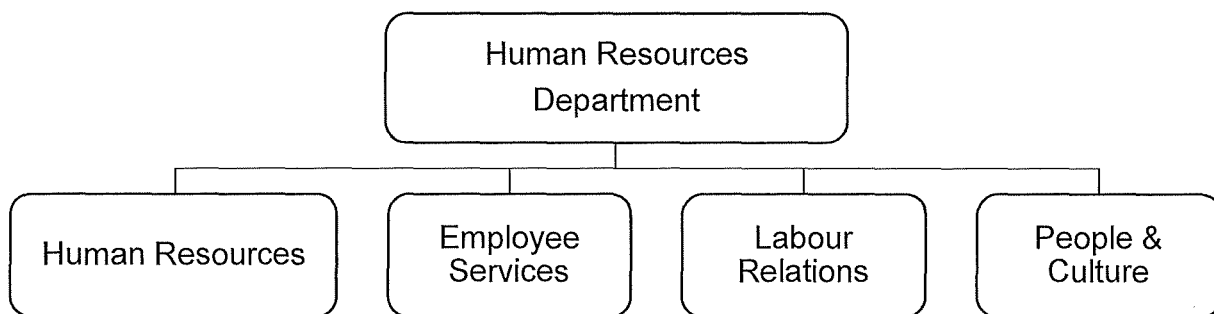
The Human Resources Department provides a variety of centralized services to both the City of Pickering and the Pickering Public Library related to the management of our people resources. This includes the following functions under each operational area:

Human Resources - Centralized recruitment, health & safety, employee recognition, Human Resources Information System (HRIS), training.

Employee Services - Employee benefits, compensation, Ontario Municipal Employee Retirement System (OMERS) administration, disability management and Workplace Safety & Insurance (WSIB) administration, employee wellness.

Labour Relations - Grievance administration, collective bargaining, employee relations and policy development.

People & Culture - Centralized human resources administrative services for the Pickering Public Library (PPL), diversity & inclusion and organizational development.



Key Activities for 2022

- Collective bargaining with 2 unions (CUPE City and CUPE Library)
- Implementation of a new Human Resources Information System including staff training on employee central (a self-service module)
- Oversee the work of a consultant which will create an Equity, Diversity & Inclusion Strategy with a multi-year focus
- Ongoing management of the staffing impacts resulting from the pandemic response plan including the management of existing Work From Home Agreements, Mandatory Vaccination Procedure and operational requirements

- Implementation of a post-pandemic Working From Home Procedure and management of the same
- Creation and implementation of a Disconnecting from Work Procedure in response to Bill 27: *Working for Workers Act, 2021*. This will require a fulsome review of operational needs, collective agreements and current work practices to establish expectations of employees outside of standard operating hours ensuring we are meeting our obligation to provide the required time free from the performance of work

Financial Information

**Staffing Summary
(Full & Regular Part Time)**

	2018	Approved Current Term			Approved		
		2019	2020	2021	2022 Add	2022 Delete	Total
Full Time	7	8	10	10	1	0	11
Reg. Part-Time	0	0	0	0	0	0	0
Total	7	8	10	10	1	0	11

The department proposes one new full-time SAP HR Business Analyst position necessary for full implementation and maintenance of the new HR Information System (Success Factors) and associated modules.

Year-Over-Year (Net Cost) Budget Changes

	2021 Budget	2022 Approved Budget	Year/Year Increase (\$)	Year/Year Increase (%)
Human Resources	\$1,100,364	\$1,127,494	\$27,130	2.47%
Health & Safety	148,194	150,061	1,867	1.26
Total (Net Cost)	\$1,248,558	\$1,277,555	\$28,997	2.32%

Explanation of Significant Budget Changes

Expenditures – Increases/ (Decreases)

Salaries & Wages \$70,362 - Budget increase partially due to one new full-time SAP HR Business Analyst position to act as a dedicated resource to the full implementation of Success Factors including corporate training on Employee Central, a self-service

employee information module. This position will also manage the implementation of other identified system modules including recruitment, onboarding and training.

Employee Contributions \$16,130 - Budget increase is attributable to the earlier noted new position and increased CPP employer contribution rates in 2022.

Software/Hardware Maintenance \$11,185 - Budget reduced for removal of Software Maintenance previously required to maintain the old HR information system.

Consulting & Professional - The \$185,100 amount budgeted in 2022 reflects (i) \$50,100 carry-over from 2021 for the retention of an Equity Diversity & Inclusion (EDI) consultant to facilitate the completion of an EDI Strategy to be funded from Continuing Studies Reserve and (ii) an additional \$25,000 budgeted for Phase 2 of the development of the EDI Strategy required for the existing consultant to perform additional focus groups to ensure adequate employee engagement and consultation.

Department 2020 & 2021 Performance Indicators/Statistics

Performance Indicators/Statistics	2020	2021
Job Postings	52	92
New Employees Hired (excluding students)	46	112
Rehires/transfers/promotions	136	153
Redeployments (due to COVID-19)	21	3
Student/mass hires	49	114
Retirements/resignations	38	69
Employees trained (various courses including Lockdown, Respect in the Workplace, Health & Safety Awareness, confined space and working at heights)	743	330

**City of Pickering
2022
Approved Current Budget**

Human Resources Department

Run Date: 5/31/22 3:02 PM

Account Descriptions	2020 Approved Budget	2021 Approved Budget	INC./DEC.	2022 Approved Budget	% CHGE. 2021
Expenditures					
Salaries & Wages	894,603	913,674	70,362	984,036	7.70%
Overtime	1,600	1,600	0	1,600	0.00%
Employer Contributions	258,222	263,260	16,130	279,390	6.13%
Employee Recognition & Appreciation	42,250	42,250	0	42,250	0.00%
Conferences	2,450	2,450	0	2,450	0.00%
Travel	850	850	0	850	0.00%
Cellular Phones	1,300	1,300	0	1,300	0.00%
Telephones	3,525	3,415	(380)	3,035	(11.13%)
Internet	0	0	380	380	0.00%
Advertising	10,000	10,000	0	10,000	0.00%
Seminars & Education	6,500	14,700	0	14,700	0.00%
Corporate Training	37,500	33,000	(3,000)	30,000	(9.09%)
Insurance Premium	4,245	4,330	0	4,330	0.00%
Consulting & Professional	109,000	184,000	1,100	185,100	0.60%
Recpt, Prom & Sp Events	2,500	2,500	0	2,500	0.00%
Memberships	2,210	2,210	(50)	2,160	(2.26%)
Software/Hardware Maintenance Cost	19,819	18,917	(11,185)	7,732	(59.13%)
Stationery & Office Supplies	1,500	1,500	0	1,500	0.00%
Educational/Promotional Materials	1,000	1,000	400	1,400	40.00%
Workplace Accommodations	900	900	0	900	0.00%
Total Expenditures	1,399,974	1,501,856	73,757	1,575,613	4.91%
Revenues					
Netted Revenue	(213,700)	(230,298)	2,340	(227,958)	(1.02%)
Total Revenues	(213,700)	(230,298)	2,340	(227,958)	(1.02%)
Transfers to/from Reserves & R.F.					
Trans. to/(from) Continuing Studies F	0	0	(50,100)	(50,100)	0.00%
Transfer to/(from) Reserve Fund	(27,500)	(23,000)	3,000	(20,000)	(13.04%)
Total Transfers	(27,500)	(23,000)	(47,100)	(70,100)	204.78%
Net	1,158,774	1,248,558	28,997	1,277,555	2.32%

**City of Pickering
2022
Approved Current Budget**

Human Resources

Run Date: 5/31/22 3:02 PM

Account Descriptions	2020 Approved Budget	2021 Approved Budget	INC./DEC.	2022 Approved Budget	% CHGE. 2021
Expenditures					
Salaries & Wages	790,647	807,191	67,002	874,193	8.30%
Overtime	1,000	1,000	0	1,000	0.00%
Employer Contributions	228,757	233,304	14,943	248,247	6.40%
Employee Recognition & Appreciation	42,250	42,250	0	42,250	0.00%
Conferences	1,800	1,800	0	1,800	0.00%
Travel	300	300	0	300	0.00%
Cellular Phones	1,300	1,300	0	1,300	0.00%
Telephones	3,175	3,070	(340)	2,730	(11.07%)
Internet	0	0	340	340	0.00%
Advertising	10,000	10,000	0	10,000	0.00%
Seminars & Education	6,000	14,200	0	14,200	0.00%
Corporate Training	10,000	10,000	0	10,000	0.00%
Insurance Premium	3,505	3,570	0	3,570	0.00%
Consulting & Professional	109,000	184,000	1,100	185,100	0.60%
Recpt, Prom & Sp Events	2,500	2,500	0	2,500	0.00%
Memberships	1,740	1,740	220	1,960	12.64%
Software/Hardware Maintenance Con	14,055	13,237	(8,375)	4,862	(63.27%)
Stationery & Office Supplies	1,200	1,200	0	1,200	0.00%
Total Expenditures	1,227,229	1,330,662	74,890	1,405,552	5.63%
Revenues					
Netted Revenue	(213,700)	(230,298)	2,340	(227,958)	(1.02%)
Total Revenues	(213,700)	(230,298)	2,340	(227,958)	(1.02%)
Transfers to/from Reserves & R.F.					
Trans. to/(from) Continuing Studies F	0	0	(50,100)	(50,100)	0.00%
Total Transfers	0	0	(50,100)	(50,100)	0.00%
Net	1,013,529	1,100,364	27,130	1,127,494	2.47%

**City of Pickering
2022
Approved Current Budget**

Health & Safety

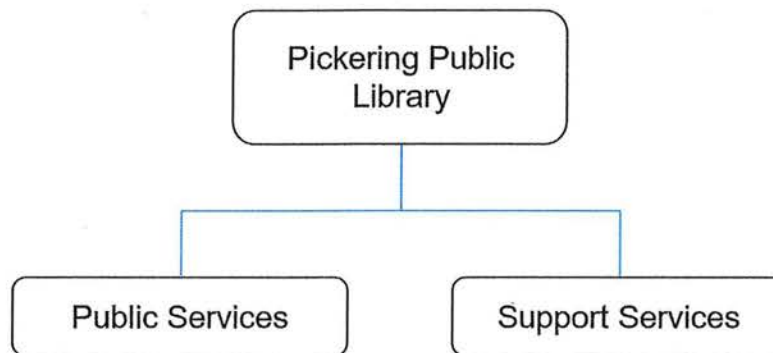
Run Date: 5/31/22 3:02 PM

Account Descriptions	2020 Approved Budget	2021 Approved Budget	INC./DEC.	2022 Approved Budget	% CHGE. 2021
Expenditures					
Salaries & Wages	103,956	106,483	3,360	109,843	3.16%
Overtime	600	600	0	600	0.00%
Employer Contributions	29,465	29,956	1,187	31,143	3.96%
Conferences	650	650	0	650	0.00%
Travel	550	550	0	550	0.00%
Telephones	350	345	(40)	305	(11.59%)
Internet	0	0	40	40	0.00%
Seminars & Education	500	500	0	500	0.00%
Corporate Training	27,500	23,000	(3,000)	20,000	(13.04%)
Insurance Premium	740	760	0	760	0.00%
Memberships	470	470	(270)	200	(57.45%)
Software/Hardware Maintenance Con	5,764	5,680	(2,810)	2,870	(49.47%)
Stationery & Office Supplies	300	300	0	300	0.00%
Educational/Promotional Materials	1,000	1,000	400	1,400	40.00%
Workplace Accommodations	900	900	0	900	0.00%
Total Expenditures	172,745	171,194	(1,133)	170,061	(0.66%)
Revenues					
Total Revenues	0	0	0	0	0.00%
Transfers to/from Reserves & R.F.					
Transfer to/(from) Reserve Fund	(27,500)	(23,000)	3,000	(20,000)	(13.04%)
Total Transfers	(27,500)	(23,000)	3,000	(20,000)	(13.04%)
Net	145,245	148,194	1,867	150,061	1.26%

Pickering Public Library

Overview

The Pickering Public Library is responsible for ensuring that all Pickering residents have equitable access to the resources, information, and ideas that will enrich their civic, educational, career, and personal lives.



The Pickering Public Library offers access to free spaces, programs, collections and other services that support the following ends:

- Residents will be supported in their lifelong learning needs at all ages and stages.
- Residents will be enriched by a culture of reading.
- Residents will have access to inclusive, accessible and welcoming public facilities and virtual spaces where the entire community can read, work, connect, collaborate, create, play, learn, or simply be.
- Residents will have access to library services that are high quality, efficient, and cost-effective, developed with community input and awareness.
- Residents will have access to library services that support their financial, physical, social, and mental well-being.
- Residents will have access to library services that champion inclusion, diversity and belonging.

Key Activities for 2022

- Launch outreach van with mobile Maker Space to serve new and underserved communities
- Refresh Claremont Library branch and pilot Extended Access service
- Develop and action recommendations provided by the Pickering Public Library Anti-Black Racism Working Group

- Establish permanent video production space for use by community and staff
- Engage community on improvement projects for Claremont Library and George Ashe Library
- Develop hybrid programming model to allow for broadcasting live, in-person programs
- Develop recommended programs and schematic concepts for new Seaton Community Library
- Pilot social worker in library locations to build connections and provide referrals to broader community services

Financial Information

Staffing Summary (Full & Regular Part-Time)

	2018	Approved Current Term			Approved 2022		
		2019	2020	2021	Add	Delete	Total
Full Time	38	37	36	37	4	(2)	39
Reg. Part-Time	<u>26</u>	<u>25</u>	<u>24</u>	<u>22</u>	<u>0</u>	<u>(2)</u>	<u>20</u>
Total	64	63	60	59	4	(4)	59

The Library added a full-time Assistant Manager (InfoTech) and two full-time Senior Client Experience Associate positions. These new positions will enable increased leadership of public service staff and branch operations and enhanced client experience. Funding for these new full-time positions comes from the elimination of one full-time Operations Coordinator position, one full-time Client Experience Associate Technology position and two part-time Senior Client Experience Associate positions. The Library also added an Executive Assistant role that was formerly part of the staffing complement.

Year-Over-Year (Net Cost) Budget Changes

	2021 Budget	2022 Approved Budget	Year/Year Increase	
			(\$)	(%)
Libraries	\$5,876,597	\$6,135,385	\$258,788	4.40%
Total (Net Cost)	<u>\$5,876,597</u>	<u>\$6,135,385</u>	<u>\$258,788</u>	<u>4.40%</u>

Explanation of Significant Budget Changes

Expenditures – Increases/ (Decreases)

Overall, the Library's expenses increased by 4.92% (\$294,888) from the previous year. This change was driven by the following:

- ⬆ \$312,432 in salaries and benefits resulting from scheduled annual increases, Executive Assistant role, grant-dependent summer student positions and restoring positions post-pandemic.
⬇ \$42,000 in hardware replacement because of one-time laptop purchases in prior year.
- ⬆ \$14,000 in building repairs and maintenance for thorough cleaning of branches.
- ⬆ \$10,000 to support increased use of digital collections and online learning platforms by library clients.

Revenues/Transfer from Reserves – (Increases)/ Decreases

- ⬆ \$27,000 in anticipated grants to fund summer student positions
- ⬆ \$9,500 in miscellaneous revenue

Library 2020 & 2021 Performance Indicators/Statistics

Performance Indicators/Statistics	2020	2021
Total materials borrowed	496,445	758,202
Website visits	246,397	267,796
In-person visits	145,497	121,216
Active cardholders	37,583	33,855
Public Computer Use*	624,637	433,144
Total digital learning sessions	108,298	108,099
Program attendance	5,720	9,088
Number of programs	483	514

*Comparison year over year not possible due to change in measurement tool

**City of Pickering
2022
Approved Current Budget**

Library

Run Date: 5/31/22 3:02 PM

Account Descriptions	2020 Approved Budget	2021 Approved Budget	INC./DEC.	2022 Approved Budget	% CHGE. 2021
Expenditures					
Salaries & Wages	3,461,809	3,367,282	215,142	3,582,424	6.39%
Employer Contributions	914,436	904,694	97,290	1,001,984	10.75%
Employee Recognition & Appreciatio	3,000	3,000	1,135	4,135	37.83%
Conferences	6,500	3,500	3,500	7,000	100.00%
Uniforms	2,300	2,300	1,650	3,950	71.74%
Travel	6,000	4,000	(1,000)	3,000	(25.00%)
Postage	3,800	3,300	(2,150)	1,150	(65.15%)
Freight, Express & Cartage	1,000	1,000	(600)	400	(60.00%)
Cellular Phones	11,000	19,238	(6,258)	12,980	(32.53%)
Telephones	57,276	63,090	(39,925)	23,165	(63.28%)
Internet	0	0	38,500	38,500	0.00%
Cable	0	0	1,425	1,425	0.00%
Advertising	14,000	10,000	1,800	11,800	18.00%
Seminars & Education	16,900	29,400	(800)	28,600	(2.72%)
Purch Prnting/Broch/News Ltr	9,000	5,000	2,000	7,000	40.00%
Insurance Premium	24,345	24,830	0	24,830	0.00%
Ins. Deductible	2,000	2,000	0	2,000	0.00%
Consulting & Professional	31,850	20,500	(2,000)	18,500	(9.76%)
Recpt, Prom & Sp Events	9,000	7,000	(1,000)	6,000	(14.29%)
Memberships	7,500	7,500	80	7,580	1.07%
Outside Agency Serv	274,760	298,034	(11,336)	286,698	(3.80%)
Build Repairs & Mtce	260,389	277,746	(38,903)	238,843	(14.01%)
Veh - Repairs & Maintenance	2,000	2,000	2,000	4,000	100.00%
Misc Equip Repairs	43,250	39,250	2,240	41,490	5.71%
Software/Hardware Maintenance Co	187,841	217,650	4,401	222,051	2.02%
Stationery & Office Supplies	19,000	19,000	(500)	18,500	(2.63%)
Catalogue Processing Supp	5,000	5,000	(1,000)	4,000	(20.00%)
Lib Materials	273,290	309,990	10,000	319,990	3.23%
Program Supplies	35,750	26,750	(750)	26,000	(2.80%)
Committee Expenses	0	0	11,000	11,000	0.00%
Utilities - Water	17,940	18,300	0	18,300	0.00%
Utilities - Gas	34,461	34,461	1,724	36,185	5.00%
Utilities - Hydro	189,000	189,000	0	189,000	0.00%
Gas, Oil Tires	2,132	2,132	798	2,930	37.43%
Supplies & Tools	3,500	3,500	500	4,000	14.29%

**City of Pickering
2022
Approved Current Budget**

Library

Run Date: 5/31/22 3:02 PM

Account Descriptions	2020 Approved Budget	2021 Approved Budget	INC./DEC.	2022 Approved Budget	% CHGE. 2021
Minor Furniture & Fixtures	5,000	10,000	(5,000)	5,000	(50.00%)
Hardware Replacements	46,075	58,075	(42,075)	16,000	(72.45%)
COVID Related Expenditures	0	0	53,000	53,000	0.00%
Total Expenditures	5,981,104	5,988,522	294,888	6,283,410	4.92%
Revenues					
Fines - Library Matls.	(80,000)	(20,000)	0	(20,000)	0.00%
Misc. - Photocopies Lib.	(52,000)	(52,000)	(1,000)	(53,000)	1.92%
Donations	(16,000)	(25,000)	0	(25,000)	0.00%
Federal Grant	0	0	(27,600)	(27,600)	0.00%
Ont. Specific Grants	(106,425)	(106,425)	0	(106,425)	0.00%
Vending Machines	(2,500)	(2,500)	0	(2,500)	0.00%
Rentals - Mtg. Room/Public	(8,000)	0	(3,500)	(3,500)	0.00%
Other Misc Revenue	(6,000)	(6,000)	(4,000)	(10,000)	66.67%
Total Revenues	(270,925)	(211,925)	(36,100)	(248,025)	17.03%
Transfers to/from Reserves & R.F.					
Transfer to/(from) Reserve	63,000	100,000	0	100,000	0.00%
Total Transfers	63,000	100,000	0	100,000	0.00%
Net	5,773,179	5,876,597	258,788	6,135,385	4.40%

City of Pickering 2022

(Converted to SAP Chart of Accounts)

General Government Expenditure

	2021 Budget	Increase (Decrease)	2022 Approved Budget	% Change 2022 Budget VS. 2021
Mayor, Council & Council Support	\$1,189,670	(20,080)	\$1,169,590	-1.69%
502899 Miscellaneous Transactions	7,500,000	1,285,000	8,785,000	17.13%
502230 Purchased Services (Consult & Prof Fees)	325,000	687,000	1,012,000	211.38%
502240 Corporative Requirements & PR	85,750	0	85,750	0.00%
503000 Provision for Uncollectable Taxes	451,750	0	451,750	0.00%
503005 Charity Property Tax Rebate	26,800	0	26,800	0.00%
503025 Heritage Property Tax Rebate	10,000	0	10,000	0.00%
503010 Low Income Seniors & Disabilities Tax Grant	117,000	13,000	130,000	11.11%
502215 Third Party - WSIB Coverage	63,925	(27,165)	36,760	-42.50%
502225 Insurance - Self Insurance	199,815	395	200,210	0.20%
Grants to Organizations & Individuals	259,068	(85)	258,983	-0.03%
503060 Debenture Debt Charges	5,234,649	(1,242,272)	3,992,377	-23.73%
508003 Tsfr. to Reserve for Contingency-Elections	70,000	0	70,000	0.00%
508016 Tsfr. to Reserve for Vehicle Replacement	1,500,000	100,000	1,600,000	6.67%
508011 Tsfr. to Dunbarton Pool Reserve	5,000	0	5,000	0.00%
508012 Tsfr. to Dun Beer Arena Reserve	30,000	0	30,000	0.00%
508013 Tsfr. to Complex Central Core Reserve	27,000	0	27,000	0.00%
508014 Tsfr. to Rec Complex Pool Res.	15,000	0	15,000	0.00%
508015 Tsfr. to Rec Complex Arena Res.	20,000	0	20,000	0.00%
508010 Tsfr. to Programs Res.	18,500	0	18,500	0.00%
508032 Tsfr. To Major Equipment Reserve	1,000,000	100,000	1,100,000	10.00%
508020 Tsfr. To Financial Sys Res.	125,000	0	125,000	0.00%
508021 Tsfr. To New Senior Centre Res.	700,000	0	700,000	0.00%
508028 Tsfr. To Fence Res.	270,000	0	270,000	0.00%
508031 Tsfr. To Tennis Court Res.	230,000	0	230,000	0.00%
508002 Trs to Assessment Appeal Res.		255,000	255,000	NA
508029 Tsfr. To Minor Buildings Rep. Reserve	400,000	0	400,000	0.00%
508702 Trans. to Reserve Fund - WSIB	710,000	0	710,000	0.00%
508711 Trans. to Reserve Fund Excess Indemnity	136,775	27,165	163,940	19.86%
508502 Trans to Reserve Fund - Federal Gas Tax	2,910,530	0	2,910,530	0.00%
508707 Trans to RF - Storm water Res. Fund	700,000	0	700,000	0.00%
508703 Trans to Animal Shelter Res Fund	300,000	0	300,000	0.00%
508706 Trans to Roads & Bridges Res Fund	1,600,000	200,000	1,800,000	12.50%
Trans. to Capital Fund				
Capital Funded From Current	731,660	(92,660)	639,000	-12.66%
Capital Funded From Internal Loans	1,607,500	(1,607,500)	0	-100.00%
Capital Funded From Debt	11,391,900	(3,816,900)	7,575,000	-33.51%
508008 City Share of DC Projects	1,000,000	100,000	1,100,000	10.00%
503500 Contingency	914,589	223,923	1,138,512	24.48%
503510 Emergency Operational Needs - Capital	200,000	0	200,000	0.00%
	\$42,076,881	(3,815,179)	\$38,261,702	-9.07%
Without Debt & Int. Loans & Deal Fin.	29,077,481	1,609,221	30,686,702	
Without Debt & Capital funded from Current	28,345,821	1,701,881	30,047,702	

City of Pickering

2022

(Converted to SAP Chart of Accounts)

General Government Revenue (Revised)

	2021 Budget	Increase (Decrease)	2022 Approved Budget	% Change 2022 Budget VS. 2021
406510 Other Agency Grants (POA Revenues)	\$33,500	\$16,500	\$50,000	49.25%
402000 PIL-Canada-Gen. Fund	3,589,321	(20,230)	3,569,091	-0.56%
402040 PIL-Linear Properties	1,503,347	(1,198)	1,502,149	-0.08%
404500 Municipal Rentals	107,276	0	107,276	0.00%
406600 Misc. Sale of Equipment	50,000	0	50,000	0.00%
Other Misc. Transactions	10,418,311	84,200	10,502,511	0.81%
409500 Elexicon	4,208,094	(546,587)	3,661,507	-12.99%
408035 Tsfr. From Rec Complex Res (Chestnut Hill)	75,000	0	75,000	0.00%
408007 Tsfr. from Rate Stabilization Reserve	0	450,000	450,000	NA
Tsfr. from Elections Reserve				
Tsfr. from Duffin Heights Reserve	229,341	(229,341)	0	-100.00%
408037 Tsfr. from Casino Reserve		3,579,447	3,579,447	NA
Tsfr. from Cont. Studies Reserve				
408702 Tsfr. from WSIB Res. Fund	200,700	0	200,700	0.00%
Tsfr. from Development Charges Res. Fund				
409600 Surplus	125,000	0	125,000	0.00%
	\$20,539,889	\$3,332,791	\$23,872,680	16.23%

City of Pickering

2022

Mayor Ryan Approved Budget

	11000 SAP Cost Centre Number		Increase (Decrease)	2022 Budget	% Change
	2021 Est. Actual	2021 Budget			
Salaries & Wages	\$114,119	\$115,902	\$2,028	\$117,930	1.75%
Severance Provision	9,659	9,659	169	9,828	1.75%
Employee Benefits	26,442	28,848	434	29,282	1.50%
Conferences	687	3,500	0	3,500	0.00%
Travel	16,200	21,550	0	21,550	0.00%
Cellular Phones	396	1,400	0	1,400	0.00%
Corporate Initiatives	12,140	25,000	0	25,000	0.00%
Meals/Prom/General	6,670	15,000	0	15,000	0.00%
	<u>\$186,313</u>	<u>\$220,859</u>	<u>\$2,631</u>	<u>\$223,490</u>	1.19%

City of Pickering
2022
Mayor Ryan
Approved Background Information

11000 SAP Cost Centre Number

Expenditures

501000 Salaries & Wages

Base Salaries & Wages

Total 501000 Salaries & Wages

501030 Severance Provision

Mayor is entitled to one month's salary for each year of service after completion of a term

Total 501030 Severance Provision

501020 Employee Benefits

This item includes mandatory deductions (CPP, EHT,) and City provided benefits such as RRSP, dental and extended health

Total 501020 Employee Benefits

501100 Conferences

Provision to attend various conferences

Total 501100 Conferences

501130 Travel

Car Allowance - \$1,350 per month

Travel outside GTA (Mileage & parking)

Foreign Investment - Delegations

Total 501130 Travel

502020 Cellular Phones

Smartphone Reimbursement

Total 502020 Cellular Phones

502275 Corporate Initiatives

City Corporate initiatives, International Trade events and Town Hall meetings approved by the Mayor

Total 502275 Corporate Initiatives

502240 Meals/Prom/General

Public Affairs, Events & General

Total 502240 Meals/Prom/General

Total Expenses

2022 Budget
\$117,930
117,930
9,828
9,828
29,282
29,282
3,500
3,500
16,200
350
5,000
21,550
1,400
1,400
25,000
25,000
15,000
15,000
\$223,490

City of Pickering

2022

Councillor K. Ashe Approved Budget

	SAP Internal Order Number		Increase (Decrease)	2022 Budget	% Change
	2021 Est. Actuals	2021 Budget			
Salaries & Wages	\$52,379	\$53,122	\$930	\$54,052	1.75%
Severance Provision	4,024	4,024	71	4,095	1.76%
Employee Benefits	19,613	18,269	78	18,347	0.43%
Conferences	0	3,000	0	3,000	0.00%
Travel	12,000	12,350	0	12,350	0.00%
Cellular Phones	1,337	2,350	0	2,350	0.00%
Telephones & Data	683	2,612	0	2,612	0.00%
Brchrs/NewsLtr-Print	11,394	10,000	(6,000)	4,000	-60.00%
Meals/Prom/General	150	5,000	0	5,000	0.00%
Stationery&OfficeSup	36	750	0	750	0.00%
	<u>\$101,616</u>	<u>\$111,477</u>	<u>(\$4,921)</u>	<u>\$106,556</u>	<u>-4.41%</u>

City of Pickering
2022
K. Ashe, Reg. Coun. Ward 1
Approved Background Information

0007 SAP Internal Order Number

Expenditures

	2022 Budget
501000.0007 Salaries & Wages	
Base Salaries & Wages	\$49,138
Per Diem	4,914
Total 501000.0007 Salaries & Wages	54,052
501030.0007 Severance Provision	
Councillor is entitled to one month's salary for each year of service after completion of a term	4,095
Total 501030.0007 Severance Provision	4,095
501020.0007 Employee Benefits	
This item includes mandatory deductions (CPP, EHT,) and City provided benefits such as RRSP, dental and extended health	18,347
Total 501020.0007 Employee Benefits	18,347
501100.0007 Conferences	
Provision to attend various conferences	3,000
Total 501100.0007 Conferences	3,000
501130.0007 Travel	
Car Allowance - \$1,000 per month	12,000
Travel outside GTA (Mileage & parking)	350
Total 501130.0007 Travel	12,350
502020.0007 Cellular Phones	
Smartphone Reimbursement	2,350
Total 502020.0007 Cellular Phones	2,350
502030.0007 Telephones & Data	
Reimbursement of expenses for residential land line and internet services costs	2,612
Total 502030.0007 Telephones & Data	2,612
502130.0007 Brchrs/NewsLtr-Print	
As per Council Compensation Policy	4,000
Total 502130.0007 Brchrs/NewsLtr-Print	4,000
502240.0007 Meals/Prom/General	
Provisions for promotional items	5,000
Total 502240.0007 Meals/Prom/General	5,000

City of Pickering

2022

K. Ashe, Reg. Coun. Ward 1

Approved Background Information

0007 SAP Internal Order Number

Expenditures

502500.0007 Stationery&OfficeSup

General office supplies

Total 502500.0007 Stationery&OfficeSup

2022 Budget
750
750
\$106,556

Total Expenses

City of Pickering

2022

Councillor B. McLean Approved Budget

	SAP Internal Order Number		Increase (Decrease)	2022 Budget	% Change
	2021 Est. Actual	2021 Budget			
Salaries & Wages	\$52,379	\$53,122	\$930	\$54,052	1.75%
Severance Provision	4,024	4,024	71	4,095	1.76%
Employee Benefits	16,419	18,269	78	18,347	0.43%
Conferences	0	3,000	0	3,000	0.00%
Travel	12,000	12,350	0	12,350	0.00%
Cellular Phones	1,832	2,800	0	2,800	0.00%
Telephones & Data	1,514	1,119	0	1,119	0.00%
Brchrs/NewsLtr-Print	0	10,000	(6,000)	4,000	-60.00%
Meals/Prom/General	150	5,000	0	5,000	0.00%
Stationery&OfficeSup	0	750	0	750	0.00%
	<u>\$88,318</u>	<u>\$110,434</u>	<u>(\$4,921)</u>	<u>\$105,513</u>	<u>-4.46%</u>

City of Pickering
2022
B. McLean, Reg. Coun. Ward 2
Approved Background Information

0005 SAP Internal Order Number

Expenditures

501000.0005 Salaries & Wages

 Base Salaries & Wages

 Per Diem

Total 501000.0005 Salaries & Wages

501030.0005 Severance Provision

 Councillor is entitled to one month's salary for each year of service after completion of a term

Total 501030.0005 Severance Provision

501020.0005 Employee Benefits

 This item includes mandatory deductions (CPP, EHT,) and City provided benefits such as RRSP, dental and extended health

Total 501020.0005 Employee Benefits

501100.0005 Conferences

 Provision to attend various conferences

Total 501100.0005 Conferences

501130.0005 Travel

 Car Allowance - \$1,000 per month

 Travel outside GTA (Mileage & parking)

Total 501130.0005 Travel

502020.0005 Cellular Phones

 Smartphone Reimbursement

Total 502020.0005 Cellular Phones

502030.0005 Telephones & Data

 Reimbursement of expenses for residential land line and internet services costs

Total 502030.0005 Telephones & Data

502130.0005 Brchrs/NewsLtr-Print

 As per Council Compensation Policy

Total 502130.0005 Brchrs/NewsLtr-Print

2022 Budget
\$49,138
4,914
54,052
4,095
4,095
18,347
18,347
3,000
3,000
12,000
350
12,350
2,800
2,800
1,119
1,119
4,000
4,000

City of Pickering

2022

B. McLean, Reg. Coun. Ward 2 Approved Background Information

0005 SAP Internal Order Number

Expenditures

502240.0005 Meals/Prom/General

Provisions for promotional items

Total 502240.0005 Meals/Prom/General

502500.0005 Stationery&OfficeSup

General office supplies

Total 502500.0005 Stationery&OfficeSup

Total Expenses

2022 Budget
5,000
5,000
750
750
\$105,513

City of Pickering

2022

Councillor D. Pickles Approved Budget

	SAP Internal Order Number		Increase (Decrease)	2022 Budget	% Change
	2021 Est. Actual	2021 Budget			
Salaries & Wages	\$52,379	\$53,122	\$930	\$54,052	1.75%
Severance Provision	4,024	4,024	71	4,095	1.76%
Employee Benefits	19,613	18,269	78	18,347	0.43%
Conferences	263	3,000	0	3,000	0.00%
Travel	12,010	12,350	0	12,350	0.00%
Cellular Phones	330	2,500	0	2,500	0.00%
Telephones & Data	822	1,280	0	1,280	0.00%
Brchrs/NewsLtr-Print	8,823	10,000	(6,000)	4,000	-60.00%
Meals/Prom/General	150	5,000	0	5,000	0.00%
Stationery&OfficeSup	143	750	0	750	0.00%
	<u>\$98,557</u>	<u>\$110,295</u>	<u>(\$4,921)</u>	<u>\$105,374</u>	<u>-4.46%</u>

City of Pickering

2022

D. Pickles, Reg Coun. Ward 3 Approved Background Information

0006 SAP Internal Order Number

Expenditures

	2022 Budget
501000.0006 Salaries & Wages	
Base Salaries & Wages	\$49,138
Per Diem	4,914
Total 501000.0006 Salaries & Wages	54,052
501030.0006 Severance Provision	
Councillor is entitled to one month's salary for each year of service after completion of a term	4,095
Total 501030.0006 Severance Provision	4,095
501020.0006 Employee Benefits	
This item includes mandatory deductions (CPP, EHT,) and City provided benefits such as RRSP, dental and extended health	18,347
Total 501020.0006 Employee Benefits	18,347
501100.0006 Conferences	
Provision to attend various conferences	3,000
Total 501100.0006 Conferences	3,000
501130.0006 Travel	
Car Allowance - \$1,000 per month	12,000
Travel outside GTA (Mileage & parking)	350
Total 501130.0006 Travel	12,350
502020.0006 Cellular Phones	
Smartphone Reimbursement	2,500
Total 502020.0006 Cellular Phones	2,500
502030.0006 Telephones & Data	
Reimbursement of expenses for residential land line and internet services costs	1,280
Total 502030.0006 Telephones & Data	1,280
502130.0006 Brchrs/NewsLtr-Print	
As per Council Compensation Policy	4,000
Total 502130.0006 Brchrs/NewsLtr-Print	4,000
502240.0006 Meals/Prom/General	
Provision for promotional items	5,000
Total 502240.0006 Meals/Prom/General	5,000

City of Pickering

2022

D. Pickles, Reg Coun. Ward 3

Approved Background Information

0006 SAP Internal Order Number

Expenditures

502500.0006 Stationery&OfficeSup

General office supplies

Total 502500.0006 Stationery&OfficeSup

2022 Budget
750
750
\$105,374

Total Expenses

City of Pickering

2022

Councillor M. Brenner Approved Budget

	SAP Internal Order Number		Increase (Decrease)	2022 Budget	% Change
	2021 Est. Actual	2021 Budget			
Salaries & Wages	\$52,379	\$53,122	\$930	\$54,052	1.75%
Severance Provision	4,024	4,024	71	4,095	1.76%
Employee Benefits	16,420	18,269	78	18,347	0.43%
Conferences	0	3,000	0	3,000	0.00%
Travel	12,000	12,350	0	12,350	0.00%
Cellular Phones	1,592	1,830	0	1,830	0.00%
Telephones & Data	1,459	1,174	0	1,174	0.00%
Brchrs/NewsLtr-Print	5,269	10,000	(6,000)	4,000	-60.00%
Meals/Prom/General	300	5,000	0	5,000	0.00%
Stationery&OfficeSup	0	750	0	750	0.00%
Hardware Replacements	81	0	0	0	0.00%
	<u>\$93,524</u>	<u>\$109,519</u>	<u>(\$4,921)</u>	<u>\$104,598</u>	<u>-4.49%</u>

City of Pickering
2022
M. Brenner, City Coun. Ward 1
Approved Background Information

0002 SAP Internal Order Number

Expenditures

501000.0002 Salaries & Wages

 Base Salaries & Wages

 Per Diem

Total 501000.0002 Salaries & Wages

501030.0002 Severance Provision

 Councillor is entitled to one month's salary for each year of service after completion of a term

Total 501030.0002 Severance Provision

501020.0002 Employee Benefits

 This item includes mandatory deductions (CPP, EHT,) and City provided benefits such as RRSP, dental and extended health

Total 501020.0002 Employee Benefits

501100.0002 Conferences

 Provision to attend various conferences

Total 501100.0002 Conferences

501130.0002 Travel

 Car Allowance - \$1,000 per month

 Travel outside GTA (Mileage & parking)

Total 501130.0002 Travel

502020.0002 Cellular Phones

 Smartphone Reimbursement

Total 502020.0002 Cellular Phones

502030.0002 Telephones & Data

 Reimbursement of expenses for residential land line and internet services costs

Total 502030.0002 Telephones & Data

502130.0002 Brchrs/NewsLtr-Print

 As per Council Compensation Policy

Total 502130.0002 Brchrs/NewsLtr-Print

502240.0002 Meals/Prom/General

 Provisions for promotional items

Total 502240.0002 Meals/Prom/General

2022 Budget
\$49,138
4,914
54,052
4,095
4,095
18,347
18,347
3,000
3,000
12,000
350
12,350
1,830
1,830
1,174
1,174
4,000
4,000
5,000
5,000

Council

City of Pickering
2022
M. Brenner, City Coun. Ward 1
Approved Background Information

0002 SAP Internal Order Number

Expenditures

502500.0002 Stationery&OfficeSup
 General office supplies

Total 502500.0002 Stationery&OfficeSup

2022 Budget
750
750
\$104,598

Total Expenses

City of Pickering

2022

Councillor C. Doody-Hamilton Approved Budget

	0014 SAP Internal Order Number		Increase (Decrease)	2022 Budget	% Change
	2021 Est. Actual	2021 Budget			
Salaries & Wages	\$0	\$0	\$54,052	\$54,052	0.00%
Severance Provision	0	0	0	\$0	0.00%
Employee Benefits	0	0	18,347	18,347	0.00%
Conferences	0	0	3,000	3,000	0.00%
Travel	0	0	12,350	12,350	0.00%
Cellular Phones	0	0	2,000	2,000	0.00%
Telephones & Data	0	0	1,920	1,920	0.00%
Brchrs/NewsLtr-Print	0	0	4,000	4,000	0.00%
Meals/Prom/General	0	0	5,000	5,000	0.00%
Stationery&OfficeSup	0	0	750	750	0.00%
	\$0	\$0	\$101,419	\$101,419	0.00%

City of Pickering

2022

C. Doody-Hamilton, City Coun. Ward 2

Approved Background Information

0014 SAP Internal Order Number

Expenditures

	2022 Budget
501000.0014 Salaries & Wages	
Base Salaries & Wages	\$49,138
Per Diem	4,914
Total 501000.0014 Salaries & Wages	54,052
501020.0014 Employee Benefits	
This item includes mandatory deductions (CPP, EHT,) and City provided benefits such as RRSP, dental and extended health	18,347
Total 501020.0014 Employee Benefits	18,347
501100.0014 Conferences	
Provision to attend various conferences	3,000
Total 501100.0014 Conferences	3,000
501130.0014 Travel	
Car Allowance - \$1,000 per month	12,000
Travel outside GTA (Mileage & parking)	350
Total 501130.0014 Travel	12,350
502020.0014 Cellular Phones	
Smartphone Reimbursement	2,000
Total 502020.0014 Cellular Phones	2,000
502030.0014 Telephones & Data	
Reimbursement of expenses for residential land line and internet services costs	1,920
Total 502030.0014 Telephones & Data	1,920
502130.0014 Brchrs/NewsLtr-Print	
As per Council Compensation Policy	4,000
Total 502130.0014 Brchrs/NewsLtr-Print	4,000
502240.0014 Meals/Prom/General	
Provisions for promotional items	5,000
Total 502240.0014 Meals/Prom/General	5,000

City of Pickering

2022

C. Doody-Hamilton, City Coun. Ward 2

Approved Background Information

0014 SAP Internal Order Number

Expenditures

502500.0014 Stationery&OfficeSup

General office supplies

Total 502500.0014 Stationery&OfficeSup

2022 Budget
750
750
\$101,419

Total Expenses

City of Pickering

2022

Councillor S. Butt Approved Budget

	SAP Internal Order Number		Increase (Decrease)	2022 Budget	% Change
	2021 Est. Actual	2021 Budget			
Salaries & Wages	\$52,379	\$53,122	\$930	\$54,052	1.75%
Severance Provision	\$4,024	4,024	71	4,095	1.76%
Employer Contributions	19,613	18,269	78	18,347	0.43%
Conferences	0	3,000	0	3,000	0.00%
Travel	12,000	12,350	0	12,350	0.00%
Cellular Phones	305	2,000	0	2,000	0.00%
Telephones & Data	1,340	1,920	0	1,920	0.00%
Brchrs/NewsLtr-Print	8,323	10,000	(6,000)	4,000	-60.00%
Meals/Prom/General	150	5,000	0	5,000	0.00%
Stationery&OfficeSup	543	750	0	750	0.00%
	<u>\$98,677</u>	<u>\$110,435</u>	<u>(\$4,921)</u>	<u>\$105,514</u>	<u>-4.46%</u>

City of Pickering
2022
S. Butt, City Coun. Ward 3
Approved Background Information

0013 SAP Internal Order Number

Expenditures

501000.0013 Salaries & Wages
 Base Salaries & Wages
 Per Diem

Total 501000.0013 Salaries & Wages

501030.0013 Severance Provision
 Councillor is entitled to one month's salary for each year of service after completion of a term

Total 501030.0013 Severance Provision

501020.0013 Employee Benefits
 This item includes mandatory deductions (CPP, EHT,) and City provided benefits such as RRSP, dental and extended health

Total 501020.0013 Employee Benefits

501100.0013 Conferences
 Provision to attend various conferences

Total 501100.0013 Conferences

501130.0013 Travel
 Car Allowance - \$1,000 per month
 Travel outside GTA (Mileage & parking)

Total 501130.0013 Travel

502020.0013 Cellular Phones
 Smartphone Reimbursement

Total 502020.0013 Cellular Phones

502030.0013 Telephones & Data
 Reimbursement of expenses for residential land line and internet services costs

Total 502030.0013 Telephones & Data

502130.0013 Brchrs/NewsLtr-Print
 As per Council Compensation Policy

Total 502130.0013 Brchrs/NewsLtr-Print

502240.0013 Meals/Prom/General
 Provisions for promotional items

Total 502240.0013 Meals/Prom/General

2022 Budget
\$49,138
4,914
54,052
4,095
4,095
18,347
18,347
3,000
3,000
12,000
350
12,350
2,000
2,000
1,920
1,920
4,000
4,000
5,000
5,000

City of Pickering
2022
S. Butt, City Coun. Ward 3
Approved Background Information

0013 SAP Internal Order Number

Expenditures

502500.0013 Stationery&OfficeSup
 General office supplies

Total 502500.0013 Stationery&OfficeSup

2022 Budget
750
750
\$105,514

Total Expenses

City of Pickering

2022

Council Support Approved Budget

	SAP Internal Order Number		Increase (Decrease)	2022 Budget	% Change
	2021 Est. Actual	2021 Budget			
Salaries & Wages	\$207,420	\$222,471	\$8,534	\$231,005	3.84%
Overtime	1,358	1,000	0	1,000	0.00%
Employee Benefits	70,103	70,998	2,473	73,471	3.48%
Travel	57	250	0	250	0.00%
Cellular Phones	233	800	0	800	100%
Telephones & Data	2,500	3,415	(380)	3,035	-11.13%
Internet	396	0	380	380	0.00%
Subscriptions&Publcs	0	70	(70)	0	0.00%
Seminars & Education	0	800	0	800	0.00%
Insurance Premium	1,380	1,380	0	1,380	0.00%
Meals/Prom/General	653	3,500	0	3,500	0.00%
Memberships	149	150	0	150	0.00%
Sfwr/Hdwr Mntc Contr	0	382	(27)	355	100%
Stationery&OfficeSup	89	1,000	0	1,000	0.00%
	<u>\$284,338</u>	<u>\$306,216</u>	<u>\$10,910</u>	<u>\$317,126</u>	3.56%

City of Pickering
2022
Council Support
Approved Background Information

0001 SAP Internal Order Number

Expenditures

501000.0001 Salaries & Wages

Base Salaries & Wages

Total 501000.0001 Salaries & Wages

501010.0001 Overtime

Overtime

Total 501010.0001 Overtime

501020.0001 Employee Benefits

This item includes mandatory deductions (CPP., EI., EHT.,) and employer provided benefits such as dental and extended health

Total 501020.0001 Employer Contributions

501130.0001 Travel

Travel - for attendance at meetings, postal runs

Total 501130.0001 Travel

502020.0001 Cellular Phones

Annual Smartphone Charges - Executive Assistant, Mayor

Total 502020.0001 Cellular Phones

502030.0001 Telephones & Data

Voice / Data

Total 502030.0001 Telephones & Data

502040.0001 Internet

Internet

Total 502040.0001 Internet

501110.0001 Seminars & Education

Educational Assistance - Executive Assistant, Mayor

Total 501110.0001 Seminars & Education

2022 Budget
\$231,005
231,005
1,000
1,000
73,471
73,471
250
250
800
800
3,035
3,035
380
380
800
800

City of Pickering
2022
Council Support
Approved Background Information

0001 SAP Internal Order Number

Expenditures

2022 Budget

502210.0001 Insurance Premium

Annual cost of insurance policy that provides protection for municipal activities and property. (Policy coverage includes: liability, automobile and property).

1,380

Total 502210.0001 Insurance Premium

1,380

502240.0001 Meals/Prom/General

Includes provision for Special Meetings (i.e. Council, Budget, etc.)

3,500

Total 502240.0001 Meals/Prom/General

3,500

502250.0001 Memberships

Executive Assistant, Mayor

150

Total 502250.0001 Memberships

150

502700.0001 Sfwr/Hdwr Mntc Contr

Maintenance - HRIS

355

Total 502700.0001 Sfwr/Hdwr Mntc Contr

355

502500.0001 Stationery&OfficeSup

General office supplies, toners

1,000

Total 502500.0001 Stationery&OfficeSup

1,000

Total Expenses

\$317,126

City of Pickering
2022
Approved Budget
(Converted to SAP Chart of Accounts)

Grants to Organizations

	2021 Approved Funding	2022 Request	2022 Approved
503040 - Social			
City of Pickering Award - (5) High School students	\$5,000	\$5,000	\$5,000
Roadwatch Committee	4,750	4,761	4,750
Environmental Stewardship Pickering Prog. Renewal (Yr. 5 of 5)	25,000	25,000	25,000
Grandview Children's Centre (Yr. 4 of 4)	20,000	-	-
Funding Obligation Completed in 2021			
TRCA - Petticoat Creek Facility - Construction of new unisex washroom Funding request is for \$100,000 allocated over two years	-	100,000	50,000
PARA Marine Search & Rescue	6,000	6,000	6,000
Canadian Federation of University Women Ajax/Pickering - rental cost	1,491	1,491	1,491
Pickering Reading Circle	2,725	-	-
No application received for 2022			
Environmental School Grant - Report FIN 17-19			
Durham District Public School Board	6,000	6,000	10,000
Durham District Catholic School Board	6,000	6,000	10,000
Ontario French Public School Board	1,000	1,000	1,000
Support Legal Challenge Against Bill 21 (Discrimination of Freedom of Religion)	-	10,000	10,000
Council Approved Resolution#777/22			
Durham Tamil Association			
Approved at the Executive Budget Committee Meeting (March 18, 2022)			3,000
Contingency (Reduced by \$3,000 to fund Durham Tamil request)	75,000	-	7,000
+ Sub Total	<u>\$152,966</u>	<u>\$165,252</u>	<u>\$133,241</u>
503045 - Senior Citizens			
Senior Club Trips & other expenses (excludes restaurant meals)	\$14,000	\$14,000	\$14,000
PROBUS Club of Pickering - facility rental cost	3,410	3,410	3,410
PROBUS Pickering Lakeside - facility rental cost	3,002	3,002	3,002
Bay Ridges Seniors Euchre Club - mainly facility rental cost	-	1,000	1,000
No application received for 2021			
South Pickering Seniors Club	-	10,000	5,000
No application received for 2021			
Sub Total	<u>\$20,412</u>	<u>\$31,412</u>	<u>\$26,412</u>

City of Pickering
2022
(Converted to SAP Chart of Accounts)

Grants to Organizations

	2021 Approved Funding	2022 Request	2022 Recommended
503050 - Programs			
Grant to CUPE 129 - Christmas Party	\$1,500	\$1,500	\$1,500
Durham Regional Police Children's Games	1,500	1,500	1,500
Access to Recreation	30,000	30,000	30,000
Bus Trip Expenses for: Canada Day, Mayor Light Tour,	15,500	15,500	15,500
Royal Canadian Legion 606	9,000	9,000	9,000
Royal Canadian Legion 483 (Claremont)	9,000	3,000	3,000
Youth Initiatives	1,000	1,000	1,000
Canadian Food Truck Festival	-	15,000	3,000
Claremont Winter Carnival	5,500	5,500	5,500
Whitevale Porchfest	2,000	2,000	2,000
Pickering Township Historical Society	2,000	4,500	2,000
PineRidge Arts Council - facility rental cost	660	660	660
Pickering Squash Club	-	2,000	2,000
Pickering Community Concert Band - facility rental cost	2,000	8,000	2,000
Afghan Canadian Cultural & Education International Organization	-	10,000	3,600
Claremont & District Community Association - Not eligible	-	5,900	-
Pickering Table Tennis Club - facility rental cost	2,029	-	-
No application received for 2022			
Amberlea Tennis Club	1,000	-	-
No application received for 2022			
Pickering Carib-Canadian Cultural Association	3,000	-	-
No application received for 2022			
Prior Grant Recipients - No Application for 2021 due to Covid			
Rotary Club Music Festival	-	3,000	3,000
Friday Morning Women's Volleyball - facility rental cost	-	1,000	1,000
Whitevale & District Residents Association	-	2,000	2,000
Whitevale Arts & Culture Centre	-	2,000	2,000
East Toronto Modern Quilt Guild - facility rental cost	-	1,360	1,360
Valley Plentiful Community Garden	-	2,000	1,710
New Applicants for 2022			
Carea Community Health Centre	-	3,000	3,000
Autism Home Base Durham Inc.	-	3,000	3,000
Cultural Expression Art Gallery Inc. - Not eligible	-	3,000	-
DurhamOne - Not eligible	-	2,850	-
Interpreters & Translators Platform Co-op Inc. - Not eligible	-	3,000	-
Scientists in School - Not eligible	-	3,000	-
Sub Total	\$85,689	\$144,270	\$99,330
Total	\$259,067	\$340,934	\$258,983

City of Pickering
2022
Outstanding Debt Summary

Maturity Date	Projects	Borrowed Committed Amount	Outstanding Principal Balance-2021
2022	Expansion and Renovations of the Don Beer Arena (Refunding debentures of 2002 debt in 2012)	1,057,000	118,000
2022	Roof Replacements at the Don Beer Arena Rink 1	420,000	48,000
2022	Frenchman's Bay Harbour Entrance	1,500,000	41,155
2022	Browning Ave Storm Sewer Replacement	174,000	36,524
2022	Supply and Delivery of Sweeper	250,000	52,476
2022	Petticoat Creek Library Reading Garden Enclosure	112,000	18,733
2022	PCL Makerspace	100,000	20,916
2022	Highway 401 Notion Rd Crossing	486,000	486,000
2023	Banquet Hall and Washroom Renovations	490,000	109,150
2023	Liverpool Road Reconstruction and Minor Storm Sewer Repair from Ilona Park Road to Krosno Boulevard	495,000	110,264
2023	Supply & Delivery of one new 55 Foot Aerial Quint Fire Truck	680,000	151,474
2023	Don Beer Arena-Ice Rink 2 Renovations	263,000	109,122
2023	Pickering Recreation Complex Doubles Squash Court and Aerobics Studio	833,000	345,623
2023	Sheppard Ave, Reinforced Soil System	367,000	152,273
2023	Supply and Delivery of One New Latest Model Year Articulating Front Loader	200,000	82,983
2024	Supply and Delivery of Road Grader with Attachments	369,000	222,000
2026	Southview Drive - Road Reconstruction & Urbanization	660,000	342,330
2026	Westshore Neighbourhood-Flood Remediation, Breezy & Vistula Roads Reconstruction	815,000	422,725
2026	Supply & Delivery of One 2013 Smeal Heavy Duty Aerial Ladder	1,020,000	529,056
2026	Pool Deck Repairs at Dunbarton Indoor Pool	899,000	466,295
2026	Don Beer Arena Roof Replacement	460,000	238,594
2027	AIP: Sixth Concession Rd - Road Reconstruction and Storm Sewer Replacement, Greenwood Road to Westney Road	1,540,000	966,952
2028	Supply & Delivery of One Fire Pumper Tanker	749,000	544,000
2029	Indoor Soccer Facility	3,734,000 ¹	2,201,000
2029	Westney Road - Road Reconstruction	1,496,000	1,232,735
2029	Salem Road - Road Reconstruction	700,000	576,815
2029	Brock Ridge Community Park and S.M.Woodsmere Park-Baseball Diamond Improvements Project	919,000	757,275
2029	Centennial Park Baseball Diamond Reconstruction Project	357,000	294,176
2030	Purchase of land for Seaton North Fire Station	1,856,000 ²	1,675,000
2031	Delaney Arena Improvements at the Pickering Recreation Complex	2,249,000	1,563,000
2032	Pickering Civic Complex Roof Repairs	520,000	398,708
2032	Pickering Recreation Complex Roof Repairs	550,000	421,710
2033	Abbott Crescent Stormwater Management Pond-Reconstruction	342,000	284,000
2034	Whitevale Bridge	1,400,000	1,013,000

**City of Pickering
2022
Outstanding Debt Summary**

Maturity Date	Projects	Borrowed Committed Amount	Outstanding Principal Balance-2021
2036	Supply and Delivery of a Fire Pumper Rescue Replacement Project	990,000	990,000
2037	New Operations Centre	9,907,000 ³	8,328,000
2038	Conservation Barn Reconstruction at the Pickering Museum Village	850,000	751,000
2039	Pickering Recreation Complex Roof & Skylight Rehabilitation Program	690,000	630,000
2041	Chestnut Hill Developments Recreation Complex - Lobby & Core Area Renovations – Construction	5,600,000	5,600,000
2041	Construction of a New Fire Station and Headquarters on Zent Drive	8,978,000 ⁴	8,978,000
Total Debt Commitments-Dec. 31, 2021		<u>55,077,000</u>	<u>41,309,063</u>

Loan & External Debt Approved in Prior Years' Capital Budget-Still to be issued

External Debt To be Issued by the Region

2031	Backup Generator Replacement-Rec Complex	975,180	975,180
2031	Westney Road - Full Road Reconstruction (From Concession 8	300,000	300,000
2041	Michell Bridge - Rehabilitation	850,000	850,000
Sub-total Debt to be Issued			<u>2,125,180</u>

2022 New Debt (To be Approved by Council)

	New Debentures	7,575,000	7,575,000
	New Internal Loans	0	0
Sub-total 2022 Debt			<u>7,575,000</u>

Note:

City Centre project debt is excluded

¹ Funded from contribution from the Pickering Soccer Club

² Funded from Property Taxes \$758K & Dev Charges Res Fund \$1.098M

³ Funded from Development Charges Reserve Fund

⁴ Funded from Property Taxes \$2.765M & Dev Charges Res Fund \$6.213M

City of Pickering
 2020 Statement of the Treasurer - Development Charges Reserve Fund - (Pre Audit)
 For the year ended December 31, 2020

DC Act S 43 (2)(a)

Account Description	Services to which the Development Charges Relates							Total
	100% Recovery (Non-Discounted)				10% Statutory Deduction (Discounted)			
	7605	7610	7615	7611	7601	7622	7630	
	Protective Services	Transportation	Other Services Related to a Highway (Deficit)	Storm Water Mgmt	Studies (Deficit)	Parks & Recreation	Library: Facilities & Materials	
	\$	\$	\$	\$	\$	\$	\$	\$
Opening Balance, January 1, 2020	2,150,240	29,442,394	(370,535)	3,459,209	(1,055,633)	24,428,981	4,543,599	62,598,255
Plus:								
Development Charges Collections	845,812	4,691,778	417,438	273,368	268,070	5,030,476	965,259	12,492,201
Interest Income-Internal Investment	1,302	17,832	-	2,095	-	14,795	2,752	38,776
Interest Income-Negative Balance	373	5,114	(3,583)	601	(7,537)	4,243	789	0
Interest Income -External Investment	36,316	497,257	-	58,423	-	412,585	76,738	1,081,319
Less Admin Fee	(2,152)	(29,460)	-	(3,461)	-	(24,444)	(4,546)	(64,063)
Sub-Total	881,651	5,182,521	413,855	331,026	260,533	5,437,655	1,040,992	13,548,233
Less:								
2020 Transfer to Capital Funds ¹	(359,380)	(2,228,102)	(458,539)	(8,939)	(506,053)	(1,909,273)	(461,000)	(5,931,286)
2020 Transfer to Current Funds ¹	-	-	(412,195) ³	-	(163,226)	(263,534) ³	-	(838,955)
Sub-Total 2020	(359,380)	(2,228,102)	(870,734)	(8,939)	(669,279)	(2,172,807)	(461,000)	(6,770,241)
Closing Balance, December 31, 2020 before Budget Commitments	2,672,511	32,396,812	(827,415)	3,781,297	(1,464,379)	27,693,829	5,123,592	69,376,247
Less Budget Commitments ²	(9,225,494)	(6,350,300)	(482,262)	(3,624,038)	(1,099,327)	(71,648,769)	(21,794,312)	(114,224,502)
Less Operations Ctr Debt Chrgs Commitments 2021-2037	-	-	(7,044,856) ⁴	-	-	(4,464,261) ⁴	-	(11,509,117)
Sub-Total Budget Commitments	(9,225,494)	(6,350,300)	(7,527,118)	(3,624,038)	(1,099,327)	(76,113,030)	(21,794,312)	(125,733,619)
Closing Balance, December 31, 2020 after Budget Commitments-(Deficit)	(6,552,983)	26,046,512	(8,354,533)	157,259	(2,563,706)	(48,419,200.63)	(16,670,720)	(56,357,372)

Notes

¹ See Attachment 2 for detailed breakdown.² Budget commitments include capital projects previously approved, but have not proceeded or still ongoing. 2020 & Prior Commitments.³ Annual principal & interest payment related to the New Operations Centre debenture financing, at a funding ratio of 61% from "Other Services Related to a Highway" and 39% from "Parks & Recreation"⁴ Includes outstanding principal & interest payments related to the 20-year development charges debenture financing for the new Operations Centre. Total owing from 2021- 2037. Original principal & interest payment of \$13.5m

The Municipality is compliant with s.s.59.1(1) of the *Development Charges Act*, whereby charges are not directly or indirectly imposed on development nor has a requirement to construct a service related to development been imposed, except as permitted by the *Development Charges Act* or another Act.