

2017



February 2017

## **Additions:**

### Seating Section:

- Folding Chair Color Options (page 12)
- Poly Student Seating (page 21)

### Institutional and Law Enforcement:

- Isolation Blanket (page 130)
- Stack - A - Bunk color (page 130)
- Integra Chair 120 Arm Chair is discontinued (page 131)
- Service Dog Vest (page 138)

### Options:

- Fabric Options (page 156)

There has been a few pricing changes.

Some discrepancies in the prices for fabric upgrade costs has been adjusted to reflect the correct price for the Tier 2 fabric options.

The Student Seating and Metal Bench prices have changed. The Student Seating price has been updated and the price has been reduced as well as prices for powder coating have been added. The reduced price is a result of passing on the low cost of buying the materials in a larger quantity, thus passing on the saving to our customers, yet keeping our standard of quality the same. The Metal Bench will now come standard with a powder coating finish to increase the longevity of the bench. This has caused the price to increase.

# Table of Contents

## Seating

Tier 1 and Tier 2 Options located in back of catalog (page 156) and at [corrections.nebraska.gov/csi](http://corrections.nebraska.gov/csi). Tier 3 options (contact Sales Representative)

Task	1
Nesting and Stacking	8
Folding Chairs	12
Benches	13
Lounge and Guest	14
Student desks	19

## Distinctive Furniture

Desks	23
Keyboards	35
Conference Tables	35
Dinette	36
H-frame	36
Bookcases	37
Credenza	37
Office Extras	38

## Tables

Activity Tables	43
Folding Tables	45
Pub Height Table	45
H-Base	46
T-Base	48
L-Base	50
Unify Tables	52
Rectangular w/ seats	53
Round w/ seats	57
Tables without seats	59

## FlexStation

General Information	65
Adjustable worksurfaces	67
Basic Worksurfaces	69
Mobile surfaces	74
Peninsula	75
Transitional	76
Overheads	81
Accessories	82

## Filing Cabinet

Lateral	87
Pedestal	91
Vertical	93
Bookcases	95
Vini	97

## Outdoor Furnishings

Bench	103
Bike Rack	103
Picnic Table	104
Grills	105

## Signs and Badges

Name Plates	107
Badges	109
Wall Signs	111
ADA Signs	112
Road Signs	113

## Custom Awards

Engraved Glass, Marble and Maple	117
Hanging and Desk Plaques	121
Nebraska Plaques	122
Glass and Acrylic Awards	123

## Institutional and Law Enforcement

Beds	127
Mattresses	127
Bath Towels and Washcloths	128
Bedding	128
Laundry Bags	129
Stack a Bunk	130
Isolation Blanket	130
Footlocker	130
Integra Chairs	131
Clothing	132
Service Dog Vest	138

## Janitorial

Floor Care	141
Soaps	141
Cleaners and Disinfectants	142
Laundry Products	143
Specialty Chemicals	144
Dispensing Accessories	144

## Other Services

Reconditioning	145
Library Furnishings	146

## Options

Unify Laminate	148
Powder Coating and Molded Plastic	150
CSI Laminate Options	151
Pulls	152
Profiles	153
Stain Options	155
Fabric Options	156

# CSI Warranty, Terms, Conditions, and Ordering Information

---

**PRICING:** CSI's prices are subject to change with published notification. CSI reserves the right to correct errors or typographical mistakes.

**ORDERING:** CSI accepts orders via website ([www.corrections.nebraska.gov/csi](http://www.corrections.nebraska.gov/csi)), fax (402-471-1236), and U.S. Mail (CSI, 800 Pioneers Blvd., Lincoln, NE 68502). Include complete billing and shipping information, contact name & phone, and purchase order /reference number. If you have any questions about placing an order, please contact us at 800-348-7537. CSI requires customer signature on custom designs and/or special orders.

**PAYMENT:** Remit all payments to CSI Accounts Receivable, P.O. Box 94661, Lincoln, NE 68509-4661 within thirty (30) days (Net 30) of receipt of invoice.

**DELIVERY:** Published and quoted pricing includes delivery within the state of Nebraska and normal setup. Deliveries are scheduled on a routine basis by the CSI Warehouse. Please make prior arrangements with CSI Warehouse to schedule moving, removal, and/or disposal of old furniture, for which separate fees may be charged. CSI will not attach items to owner's walls.

**STORAGE FEES/MOVING FEES:** For orders left undelivered, CSI reserves the right to charge storage at a minimum rate of 2% of the total order per month. The CSI Warehouse can provide moving services. Contact CSI for hourly rates and mileage charges.

**BACK ORDERS, SHORTAGES, & RETURNS:** For shortages or damage noticed during delivery, please note on the shipping document or report to CSI as soon as possible. Returns for defects in materials and/or workmanship (based on CSI inspection) will be accepted during the warranty period. Please contact CSI Customer Service (800-348-7537) to request authorization for returns. Returns based on anything other than product deficiencies are subject to a minimum 25% restocking fee. Custom orders are returnable only for defects in workmanship, materials, or CSI error.

**WARRANTY INFORMATION:** Providing quality goods and service is CSI's mission and customer satisfaction is a priority. All requests for warranty repair will be determined by CSI. Warranty claims must be submitted to CSI in writing within the warranty period with the sales order number, item description, production order number, or date of receipt. Claims will only be honored for the original purchaser of the goods. Contact CSI at 800-348-7537 to report a warranty issue. The original warranty period of any item will not be extended by repair or replacement; warranty may be voided if the product was not used or installed as recommended; and warranties will not be honored in the event of modifications, misuse, abuse, alterations, or negligence by the owner.

Wood furniture, including wood frame chairs, loveseats, and sofas, manufactured by CSI carries a five (5) year warranty (excluding fabric) against defects in workmanship and materials, unless purchased from CSI's Special Offer area, or unless otherwise noted on the Quotation, Sales Form, or Customer Acknowledgment.

CSI offers no warranty on textiles or fabrics beyond what is offered by the vendor to CSI. Typically, this is a one (1) year period relating only to manufacturer's defects.

All refinished, refurbished, or re-Upholstered items carry a thirty (30) day warranty from delivery date.

See current CSI Chair Catalog for specific warranty information on chair models and lines. Chair casters carry a one (1) year warranty from date of receipt. CSI office chairs have typically been tested to "applicable ANSI/BIFMA standards," and are designed for standard office use by occupants weighing up to 300 pounds, used during one shift. CSI offers a model designed for bariatric use with weight limits of 500 pounds, in addition to models designated suitable for "24/7" multi-shift usage. If you have questions about the suitability of a model for intensive and/or institutional use, we're happy to discuss your needs.

Institutional furniture is covered by warranty for the period offered to CSI by the vendor only.

Clothing, dry goods, janitorial products, signs, name badges, awards and other consumable products shall be free of flaws and defects at the time of delivery and prior to use.

File cabinets have a five (5) year warranty for frame and structural integrity only.

Student desks manufactured by CSI carry a two (2) year frame warranty. Student desk tops and seat backs shall be free of defects in workmanship and materials at the time of delivery and prior to use.

Modular furniture, panel systems, and CSI-manufactured folding tables have a two (2) year warranty for framework and structural integrity.

**Tier 1 and Tier 2 Options located in back of catalog (page 156) and at [corrections.nebraska.gov/csi](http://corrections.nebraska.gov/csi).  
Tier 3 options please contact Sales Representative**

# Snap



G-CR-9679



This cost-effective line offers the value, comfort and reliability needed in a task chair. Because of its molded foam construction, lumbar pillows for back support, sculpted seat and firm back, Snap chairs are the most comfortable chairs in their price range.

Beyond its construction, Snap seating delivers a multitude of adjustments to fit the needs of individual users. Snap allows users to adjust back height, back pivot, arm height and seat height. Chair mechanisms are made of heavy gauge steel plates and are securely attached with six bolts. Five-star bases are fiberglass reinforced nylon and all hardware is treated with Nylock patches to prevent loosening over time.

(Price includes Tier 1 fabric. Tier 2 fabric: +\$20, Tier 3 fabric: contact Sales Representative for quote)

- Back pivot with 10 degree range
- Back height adjustment
- Adjustable T-arm
- 5-star reinforced base
- Molded foam sculpted seat
- Seat height adjustment

Item Number	Description	Price
G-CR-9679*	Highback, Advanced Function, Adjustable T Arms, Carpet Casters	\$215
G-CR-9680*	Highback, Advanced Function, No Arms, Carpet Casters	\$190
G-CR-9681*	Highback, Advanced Function, Adjustable T Arms, Hard Floor Casters	\$223
G-CR-9682*	Highback, Advanced Function, No Arms, Hard Floor Casters	\$198
G-CR-9683*	Midback, Advanced Function, Adjustable T Arms, Carpet Casters	\$206
G-CR-9684*	Midback, Advanced Function, No Arms, Carpet Casters	\$181

\*Kits kept in stock to reduce delivery time, contact your Sales Representative for availability

# Breathe



F-CR-610



Complement a fast-paced office setting with the contemporary style and unmatched comfort of the Breathe seating line. A sculpted polypropylene back wrapped in a double mesh fabric layer offers ultimate comfort and breathe-ability...which is further enhanced by soft, padded arms, adjustable lumbar support, and a synchronized tilt mechanism so that each user may choose numerous comfort positions throughout a busy day.

- Soft contoured seat
- Adjustable lumbar support
- Heavy-duty gas lift cylinder
- Breathable reinforced mesh back
- Die cast aluminum base with dual wheel casters
- Height adjustable arms with soft contoured arm pads
- Synchronized knee-tilt mechanism with adjustable tension knob
- Breathe is available in black only, as shown.

Item Number	Description	Price
F-CR-610*	With Adjustable Arms	\$303
F-CR-611*	With Adjustable Arms and Headrest	\$342

\*Chairs kept in stock to reduce delivery time, contact your Sales Representative for availability

# Ithaca



Sleek, luxurious design...astonishingly reasonable price! The Ithaca is loaded with amenities, including a plush, contoured seat and back designed to conform to the user's frame, adjustments for back and seat height, tension lock, adjustable arms, and a Synchro-tilt mechanism.

(Price includes Tier 1 fabric. Tier 2 fabric: +\$20, Tier 3 fabric: contact Sales Representative for quote)

- Synchronized seat and back
- Synchro-tilt mechanism
- 3 inch back height adjustment
- 3-position back lock
- Tilt tension adjustment
- Height and width adjustable arm options
- 5-star reinforced base
- Built in lumbar support
- Seat slider option

Item Number	Description	Price
G-CR-9664*	With Adjustable Task Arms and Seat Slider	\$356
G-CR-9665*	With Adjustable Loop Arms and Seat Slider	\$351
G-CR-9667*	With 360 Degree Pivot Adjustable Arms and Seat Slider	\$383

\*Kits kept in stock to reduce delivery time, contact your Sales Representative for availability

# Delta



G-CR-1443-FCA

Arm options:



Adjustable Task Arm



Fixed C Arms

## Features:

- Thin & modern profile with lumbar support built into the curved back
- Waterfall seat for extra comfort
- Stylish aluminum accents: curved aluminum arms with polyurethane arm caps, aluminum die cast base, & chrome hooded casters
- High profile knee tilt chair control with height & tension adjustment
- Swivel tilt mechanism also available

Black base options available—Please contact your Sales Representative for details.

(Price includes Tier 1 fabric. Tier 2 fabric: +\$25, Tier 3 fabric: contact Sales Representative for quote)

Item Number	Description	Price
G-CR-1441*	Delta with Aluminum Base, Swivel Tilt LP05, No Arms	\$283
G-CR-1441-AA*	Delta with Aluminum Base, Swivel Tilt LP05, Adj. Arms	\$323
G-CR-1441-FCA*	Delta with Aluminum Base, Swivel Tilt LP05, Fixed C Arms	\$329
G-CR-1443*	Delta with Aluminum Base, Knee Tilt LP04, No Arms	\$342
G-CR-1443-AA*	Delta with Aluminum Base, Knee Tilt LP04, Adj. Arms	\$382
G-CR-1443-FCA*	Delta with Aluminum Base, Knee Tilt LP04, Fixed C Arms	\$388

\*Kits kept in stock to reduce delivery time, contact your Sales Representative for availability



# Comfort RX



A unique seating concept designed to help relieve back, hip, and tailbone discomfort that often occurs from prolonged sitting. Comfort RX also provides enhanced comfort in these areas, while supporting your bones and muscles naturally. Designed to work individually for each user, the Comfort RX flexes for each sitting posture. State of the art materials relieve pressure and strain on the spine from sitting.

- Adjustable back height/angle
- Mechanical adjustable lumbar
- Soft urethane arm pads
- Scalloped seat center
- Top-quality memory foam seat topper with foam core
- Waterfall seat front
- Integral seat depth slider
- Synchro-tilt mechanism
- Vertical/horizontal/forward/rearward arm adjustment

## Moonscape Fabric Colors



\*\*Comfort RX available only in Moonscape Fabric\*\*

Item Number	Description	Price
G-CR-194*	Comfort RX with Arms	\$647
G-CR-194H	Comfort RX with Arms and Headrest	\$665

\*Kits kept in stock to reduce delivery time, contact your Sales Representative for availability

## Pilot 24/7



G-CR-122-FA



G-CR-124-FA



G-CR-122-FA

If you work for an organization that never sleeps, your workspace probably isn't yours alone, but it doesn't have to feel that way. Both the Pilot 24/7 Task Chair and Stool offer an abundance of features that can be customized to you. A pneumatic lift mechanism lever, located beneath the seat, allows you to change the height of the seat. For additional comfort, the Pilot series also features a seat slider to adjust the depth of the seat.

For ultimate control over your reclining experience, the task chairs feature a multifunction mechanism. In free float they respond to your movement, therefore reclining based on the force you apply by leaning back. When you have found the perfect angle and want to maintain it effortlessly, you can employ one of the two locking features. The first locks the seat and back in a reclined position while the second sets only the back angle. Pilot's two height-adjustable arm options include fully adjustable T-arms and breakaway arms for those users who wear tool belts.

(Price includes Tier 1 fabric. Tier 2 fabric: +\$20 for Task and Stool, +\$25 for Task XL, Tier 3 fabric: contact Sales Representative for quote)

Item Number	Description	Price
G-CR-123*	Pilot 24/7 Task, No Arms	\$389
G-CR-123-FA*	Pilot 24/7 Task, Fully Adjustable Arms	\$458
G-CR-123-BA*	Pilot 24/7 Task, Break Away Arms	\$504
G-CR-122*	Pilot 24/7 XL Task, No Arms	\$496
G-CR-122-FA*	Pilot 24/7 XL Task, Fully Adjustable Arms	\$566
G-CR-122-BA*	Pilot 24/7 XL Task, Break Away Arms	\$612
G-CR-124*	Pilot 24/7 Stool, No Arms	\$435
G-CR-124-FA*	Pilot 24/7 Stool, Fully Adjustable Arms	\$505
G-CR-124-BA*	Pilot 24/7 Stool, Break Away Arms	\$551

\*Kits kept in stock to reduce delivery time, contact your Sales Representative for availability

# Companion



G-CR-113



G-CR-114

A welcome addition to any office. This stylish seating option can be accompanied by both modern and traditional desking. The arms are ergonomically shaped black arms with steel inserts that add comfort and stability. The frame is round 14 gauge steel. This chair is a comfortable chair for everyday use and comes in two styles the four leg guest chair or the stool.

(Price includes Tier 1 fabric. Tier 2 fabric: +\$20, Tier 3 fabric: contact Sales Representative for quote)

Item Number	Description	Price
G-CR-113*	Black Frame, Arms, Upholstered Seat and Back	\$256
G-CR-114*	Black Frame, Arms, Upholstered Seat and Back, Stool	\$380

\*Kits kept in stock to reduce delivery time, contact your Sales Representative for availability

# Navigator



G-CR-604



G-CR-601



G-CR-600

With a sturdy, four-leg construction, smooth gliding casters and an articulating back, Navigator seating provides both comfort and support.....but that's only the beginning! Fold up the seat to nest your chairs together to save space or for ease of mobility between rooms. The Navigator is a natural for conference rooms, training rooms, and break rooms where comfort is critical and extra seating may be needed.

Choose black or chrome base for either model.

(Price includes Tier 1 fabric. Tier 2 fabric: +\$10, Tier 3 fabric: contact Sales Representative for quote)

Item Number	Description	Price
G-CR-600*	Black Frame, No Arms, Upholstered Seat and Back, Casters	\$194
G-CR-601*	Black Frame, With Arms, Upholstered Seat and Back, Casters	\$206
G-CR-602	Black Frame, No Arms, Upholstered Seat and Back, Glides	\$200
G-CR-603	Black Frame, With Arms, Upholstered Seat and Back, Glides	\$212
G-CR-604	Chrome Frame, No Arms, Upholstered Seat and Back, Casters, Grey Poly	\$194
G-CR-605	Chrome Frame, With Arms, Upholstered Seat and Back, Casters, Grey Poly	\$206
G-CR-606	Chrome Frame, No Arms, Upholstered Seat and Back, Glides, Grey Poly	\$200
G-CR-607	Chrome Frame, With Arms, Upholstered Seat and Back, Glides, Grey Back	\$212

\*Kits kept in stock to reduce delivery time, contact your Sales Representative for availability

# Dakota



G-CR-344-POLYCB



G-CR-345-POLYCB



G-CR-344

G-CR-MXD

The Dakota molded chair offers durability and versatility at an affordable price. It works in training rooms, lounges, cafeterias, auditoriums or any application where flexibility and durability are required of a high-density stack chair. The polypropylene shell cleans easily, making the Dakota molded chair particularly appropriate for the healthcare environment. Molded chairs stack 45 high on dolly, 10 high on floor. Also available with upholstered seat and backrest.

- Molded chair frame constructed of  $\frac{7}{16}$ " solid steel rod
- Available with contoured polypropylene seat and back
- Upholstered CSI models are both seat and back upholstered

\*\*Please see Swatch card (page 150) for poly and frame color options\*\*

(Price includes Tier 1 fabric. Tier 2 fabric: +\$10, Tier 3 fabric: contact Sales Representative for quote)

Item Number	Description	Price
G-CR-342	Upholstered, No Arms, No Glides, Non-Ganging	\$121
G-CR-342-STEEL	Upholstered, No Arms, Steel Glides, Non-Ganging	\$124
G-CR-342-STEEL-G	Upholstered, No Arms, Steel Glides, Ganging	\$126
G-CR-342-PVC	Upholstered, No Arms, PVC Glides, Non-Ganging	\$125
G-CR-342-POLYCB	Upholstered, No Arms, Poly Glide, Non-Ganging	\$122
G-CR-343	Upholstered, Arms, No Glides, Non-Ganging	\$150
G-CR-343-STEEL	Upholstered, Arms, Steel Glides, Non-Ganging	\$153
G-CR-343-PVC	Upholstered, Arms, PVC Glides, Non-Ganging	\$155
G-CR-343-POLYCB	Upholstered, Arms, Poly Glides, Non-Ganging	\$151
G-CR-344	Poly Shell, No Arms, No Glides, Non-Ganging	\$67
G-CR-344-STEEL	Poly Shell, No Arms, Steel Glides, Non-Ganging	\$70
G-CR-344-STEEL-G	Poly Shell, No Arms, Steel Glides, Ganging	\$73
G-CR-344-PVC	Poly Shell, No Arms, PVC Glides, Non-Ganging	\$71
G-CR-344-POLYCB	Poly Shell, No Arms, Poly Glides, Non-Ganging	\$68
G-CR-345	Poly Shell, Arms, No Glides, Non-Ganging	\$96
G-CR-345-STEEL	Poly Shell, Arms, Steel Glides, Non-Ganging	\$99
G-CR-345-PVC	Poly Shell, Arms, PVC Glides, Non-Ganging	\$101
G-CR-345-POLYCB	Poly Shell, Arms, Poly Glides, Non-Ganging	\$97
G-CR-MVP	Chair Dolly for Fixed Cushion Chairs	\$162
G-CR-MXD	Chair Dolly for Poly and/or Upholstered No Cushion Chairs	\$162

\*\*Glide Reference on page 11\*\*

# Cheyenne



G-CR-178-POLYCB



G-CR-PRY.D



G-CR-172

The Cheyenne combines high density stacking with ergonomic design for the ultimate in mass seating applications! The unique articulating backrest flexes with the user, providing both comfort and support. Available in both polypropylene and upholstered models.

- Steel rod frame in choice of colors (ganging models only available in chrome)
- 25 chairs on dolly stack to 79" high
- Upholstered CSI models are both seat and back upholstered

\*\*Please see Swatch card (page 150) for poly and frame color options\*\*

(Price includes Tier 1 fabric. Tier 2 fabric: +\$10, Tier 3 fabric: contact Sales Representative for quote)

Item Number	Description	Price
G-CR-171-POLYCB	Poly Shell, Arms, Poly Glides, Non-Ganging	\$117
G-CR-171-PVC	Poly Shell, Arms, PVC Glides, Non-Ganging	\$123
G-CR-171-STEEL	Poly Shell, Arms, Steel Glides, Non-Ganging	\$120
G-CR-172	Poly Shell, No Arms, No Glides, Non-Ganging	\$89
G-CR-172-POLYCB	Poly Shell, No Arms, Poly Glides, Non-Ganging	\$90
G-CR-172-PVC	Poly Shell, No Arms, PVC Glides, Non-Ganging	\$94
G-CR-172-STEEL	Poly Shell, No Arms, Steel Glides, Non-Ganging	\$92
G-CR-173	Poly Shell, No Arms, Chrome Frame, Ganging, No Glides	\$100
G-CR-173-POLYCB-G	Poly Shell, No Arms, Chrome Frame, Ganging, Poly Glides	\$101
G-CR-173-PVC-G	Poly Shell, No Arms, Chrome Frame, Ganging, PVC Glides	\$105
G-CR-173-STEEL-G	Poly Shell, No Arms, Chrome Frame, Ganging, Steel Glides	\$103
G-CR-176	Upholstered, No Arms, No Glides	\$105
G-CR-176-POLYCB	Upholstered, No Arms, Poly Glides	\$140
G-CR-176-PVC	Upholstered, No Arms, PVC Glides	\$143
G-CR-176-STEEL	Upholstered, No Arms, Steel Glides	\$141
G-CR-177	Upholstered, No Arms, Chrome Frame, Ganging, No Glides, Fixed Seat & Back	\$149
G-CR-177-POLYCB-G	Upholstered, No Arms, Chrome Frame, Ganging, Poly Glides, Fixed Seat & Back	\$150
G-CR-177-PVC-G	Upholstered, No Arms, Chrome Frame, Ganging, PVC Glides, Fixed Seat & Back	\$154
G-CR-177-STEEL-G	Upholstered, No Arms, Chrome Frame, Ganging, Steel Glides, Fixed Seat & Back	\$152
G-CR-178-POLYCB	Upholstered, Arms, Poly Glides	\$166
G-CR-178-PVC	Upholstered, Arms, PVC Glides	\$172
G-CR-178-STEEL	Upholstered, Arms, Steel Glides	\$169
G-CR-PRY.D	Chair Dolly, No Arm Chairs	\$138
G-CR-PRY.DA	Chair Dolly, Arm Chairs	\$170

\*\*Glide Reference on page 11\*\*

## Glide Option for Dakota and Cheyenne Chairs

Floor Type	Glide Material			
	Poly	Steel	PVC (Rubber)	No Glide
Vinyl Sheet / Tile	N/R	N/R	Excellent	N/R
Vinyl Composite Tile	N/R	Good	Excellent	N/R
Hardwood	N/R	Good	Excellent	N/R
Concrete	N/R	Good	Excellent	N/R
Ceramic Tile	Excellent	Good	Excellent	N/R
Marble	N/R	N/R	Good	N/R
Carpeting	Excellent	Excellent	N/R	Excellent

KEY: Excellent: No Visible Trace, Good: No Permanent Damage to Floor, N/R: Not Recommended

# Folding Chair



G-CR-331D




G-CR-701D

The 331D folding chair includes steel seat and backrest as well as three sturdy, riveted crossbraces, with heavy-duty double hinges that provide an excellent value.

The 331D folding chair comes in the following colors:

Beige      Black      Brown      Baltic      Warm Grey



The 701D is a durable folding chair with three welded crossbraces, 3" frame strengtheners and a steel seat and backrest.

701D folding chair comes in the following colors:

Azure Grey      Beige      Black      Blue Grey      Brown      Cayenne      Wet Sand  
Metallic



Nordic      Sand      Warm Grey



Item Number	Description	Price
G-CR-331D	331D three crossbraces, steel seat and backrest	\$27
G-CR-701D	701D three crossbraces, heavy gauge steel seat and backrest	\$34



## Classic Wood Bench



Engraved plaques can be added to bench.  
Contact Sales Representative for details.

Our classic solid oak wood bench seating is a hit statewide! Durable, comfortable, and practical—our Wood Bench seating is popular with schools, libraries, and public institutions for its clean lines and adaptability to any décor.

Item Number	Description	Price
G-CR-260-48	Wood Bench Seating, 48"	\$320
G-CR-260-60	Wood Bench Seating, 60"	\$360
G-CR-260-72	Wood Bench Seating, 72"	\$440
G-CR-260-84	Wood Bench Seating, 84"	\$475
G-CR-260-96	Wood Bench Seating, 96"	\$515

## Classic Wood Bench With Back

Our Oak Wood Bench with Back Collection will add comfort, classic style, and durability to any setting. Select any of our stain colors (page 155) to match your area.

Item Number	Description	Price
G-CR-262-60	60" Wood Bench with Back	\$895
G-CR-262-72	72" Wood Bench with Back	\$995
G-CR-262-96	96" Wood Bench with Back	\$1195



## Upholstered Wood Bench



CSI's Upholstered Wood Bench was inspired by a design created by the Nebraska State Historical Society and adds padded comfort and contemporary flair with up-scale nickel accents to any common area seating or lounge! Sleek birch hardwood adds to the modern style, making this an exceptionally versatile choice.

Choose your stain finish (page 155) and standard CSI fabric to complete this stylish look, or browse our special order fabric library. (Price includes Tier 1 fabric. Tier 2 fabric: +\$20 for 48" and +\$30 for 72", Tier 3 fabric: contact Sales Representative for quote)

Item Number	Description	Price
G-CR-261-48	48" Upholstered Wood Bench	\$470
G-CR-261-72	72" Upholstered Wood Bench	\$568

## Multi Cube

A versatile and astonishingly practical CSI Multi Cube ottoman! You'll find a multitude of uses for this item: use it as a side table, a small coffee table, extra seating in lounge areas, or as an ottoman. Group two or three together for a conversation area or library reading nook.

Fully upholstered with wood legs finished in choice of stain colors (page 155).

(Price includes Tier 1 fabric. Tier 2 fabric: +\$15, Tier 3 fabric: contact Sales Representative for quote)

Item Number	Description	Price
G-CR-199	CSI Multi Cube/Ottoman	\$166



## Nemaha

Tired of people leaning back and damaging chair frames? The Nemaha Chair has two built-in positions--upright and tilted back. Sturdy oak hardwood frames and a fully upholstered seat and back add comfort and style. A popular choice for schools and libraries, this chair blends form and function.

(Price includes Tier 1 fabric. Tier 2 fabric: +\$15, Tier 3 fabric: contact Sales Representative for quote)

Item Number	Description	Price
G-CR-501	Nemaha Chair	\$186



## Platte Collection



G-CR-2402



G-CR-2302

Our Platte Collection gives a transitional look and durability to any setting. Choice of Birch or Oak hardwood frames and finishes. Fully attached cushions provide carefree upkeep. An excellent choice that can vary from formal to casual, depending on fabric and stain selections.

Please specify stain option (page 155).

(Price includes Tier 1 fabric. Tier 2 fabric: +\$30 for chair, +\$60 for loveseat and +\$90 for sofa. Tier 3 fabric: contact Sales Representative for quote)

Item Number	Description	Price
G-CR-2302	Platte Chair (Birch)	\$323
G-CR-2402	Platte Loveseat (Birch)	\$515
G-CR-2502	Platte Sofa (Birch)	\$628
G-CR-3302	Platte Chair (Oak)	\$323
G-CR-3402	Platte Loveseat (Oak)	\$515
G-CR-3502	Platte Sofa (Oak)	\$628

## Niobrara Collection



Our Niobrara Collection will add comfort, classic style, and durability to any setting. Oak hardwood frames and fully attached cushions provide carefree upkeep. Select stain finish from our standards (page 155) to suit virtually any decor. Standard CSI fabrics will complete this high-style look, or browse our special order fabric library.

(Price includes Tier 1 fabric. Tier 2 fabric: +\$40 for chair, +\$80 for loveseat and +\$115 for sofa. Tier 3 fabric: contact Sales Representative for quote)

Item Number	Description	Price
G-CR-965	Niobrara Chair	\$485
G-CR-918	Niobrara Loveseat	\$650
G-CR-915	Niobrara Sofa	\$841

**CSI Standard Fabric Colors**

See CSI Tier 1 and Tier 2 fabric options in back of catalog (page 156) and at [corrections.nebraska.gov/csi](http://corrections.nebraska.gov/csi) or contact Sales Representative. We also have a wide variety of designer upholstery fabrics available. All other fabric choices will be considered Tier 3, call for quote.

**Comfort Rx Fabrics**

The Comfort RX is available only in Mayer - Moonscape fabric.

**Polypropylene Colors For Dakota/Cheyenne**

See CSI Color Swatch card (page 150).

	<i>Snap Highback</i>	<i>Snap Midback</i>	<i>Breathe</i>	<i>Ithaca</i>	<i>Delta</i>
Seat height	16.5 to 21.5	16.5 to 21.5	18 to 21	16.5 to 21.5	18.125 to 22.125
Seat Depth	19	18	19.5	18	18.25
Seat Width	19	18	21.75	20.5	21.5
Overall Height	35 to 43	33 to 41	41 to 44 *55 w/HR	37 to 45	43.5 to 47.75
	<i>Comfort RX</i>	<i>Pilot 24/7 Task</i>	<i>Pilot 24/7 XL Task</i>	<i>Pilot 24/7 Stool</i>	<i>Companion</i>
Seat Height	17.5 to 21	18 to 23	18 to 23	25 to 32	18.5
Seat Depth	19 to 21.5	17 to 19.5	17 to 19.5	17 to 19.5	18.25
Seat Width	20.5	20.5	24	20	18.5
Overall Height	43.5 to 47.5	40 to 48	40 to 48	46 to 52.25	32
	<i>Companion Stool</i>	<i>Navigator</i>	<i>Dakota</i>	<i>Cheyenne</i>	<i>Folding Chair</i>
Seat Height	29	18	18	18	17.5
Seat Depth	18.25	18.5	16.25	21.5	16
Seat Width	18.5	17.25	19.5	19.5	15.5
Overall Height	43	33.25	32.25	32.5	30.25
	<i>Classic Wood Bench</i>	<i>Classic Wood Bench w/ Back</i>	<i>Upholstered Wood Bench</i>	<i>Multi Cube</i>	<i>Nemaha</i>
Seat Height	18	18	20	19	19
Seat Depth	20.75	18.5	20.75	22	18.5
Seat Width	48, 72, or 96	60, 72, or 96	48 or 72	22	16.5
Overall Height	18	33	25.5	19	30.5
	<i>Platte Chair</i>	<i>Platte Loveseat</i>	<i>Platte Sofa</i>	<i>Niobrara Chair</i>	<i>Niobrara Loveseat</i>
Seat Height	20.25	20.25	20.25	18	18
Seat Depth	18.5	18.5	18.5	34	34
Seat Width	20.5	41	61.25	31	54
Overall Height	33.75	33.75	33.75	31.75	31.75
	<i>Niobrara Sofa</i>				
Seat Height	18				
Seat Depth	34				
Seat Width	77				
Overall Height	31.75				

## CHAIR CATALOG: CSI WARRANTY & ORDERING INFORMATION

**PRICING:** CSI's prices are subject to change with published notification. CSI reserves the right to correct errors or typographical mistakes.

**ORDERING:** CSI is pleased to accept orders via the CSI website, fax (402-471-1236), or U.S. Mail (CSI, 800 Pioneers Blvd., Lincoln, NE 68502). Include complete billing and shipping information, contact name & phone, and purchase order number/reference number. If you have any questions about placing an order with CSI, please call us at 800-348-7537. CSI will require customer signature on custom designs and/or special orders.

**PAYMENT:** Please remit all payments to CSI Accounts Receivable, P.O. Box 94661, Lincoln, NE 68509-4661 within thirty (30) days (Net 30) of receipt of invoice.

**DELIVERY:** Published and quoted pricing includes delivery within the state of Nebraska and normal setup. Deliveries are scheduled on a routine basis by the CSI Warehouse. Please make prior arrangements with CSI Warehouse to schedule moving, removal, and/or disposal of old furniture, for which separate fees may be charged. CSI will not attach items to the owner's walls.

**STORAGE FEES/MOVING FEES:** For orders that, at the customer's request, and without prior mutual agreement, are left in storage at CSI, CSI reserves the right to charge storage at a minimum rate of 2% of the total order per month. The CSI Warehouse can provide moving services. Contact CSI for hourly rates and mileage charges.

**BACK ORDERS, SHORTAGES, & RETURNS:** For shortages or damage noticed during delivery, please note on the shipping document or report to CSI immediately after delivery. Returns for defects in materials and/or workmanship (based on CSI inspection) will be accepted during the warranty period. Please contact CSI Customer Service (800-348-7537) to request authorization for returns. Returns based on anything other than product deficiencies are subject to a minimum 25% restocking fee. Custom orders are returnable only for defects in workmanship, materials, or CSI error.

**WARRANTY INFORMATION:** Providing quality goods and services is CSI's mission and customer satisfaction is a priority. All requests for warranty repair or replacement will be determined by CSI. Warranty claims should be submitted to CSI in writing within the warranty period and full describe the situation, as well as having sales order number, production order number, or date of receipt. Claims will only be honored for the original purchaser of the goods. Please contact CSI at 800-348-7537 with any questions on how to submit or report a warranty issue. The original warranty period of any item will not be extended by repair or replacement; warranty may be voided if the product was not used or installed as recommended; and warranties will not be honored in the event of modifications, misuse, abuse, alterations, or negligence by the owner.

All wood furniture manufactured by CSI is warranted for a period of five (5) years against defects in workmanship and materials, unless purchased from CSI's discount or Special Offer areas, or unless otherwise noted on the Quotation, Sales Form, or Customer Acknowledgment.

All refinished, refurbished, or re-upholstered pieces are warranted for a period of thirty (30) days from delivery. CSI offers no warranty on textiles or fabrics beyond what is offered by the vendor to CSI. Typically, this is a period of one (1) year warranty of freedom from manufacturer's defects.

Wood frame chairs & upholstery manufactured by CSI are covered by warranty for a period of five (5) years against defects (excluding fabric).

Casters are warranted for one year from date of receipt.

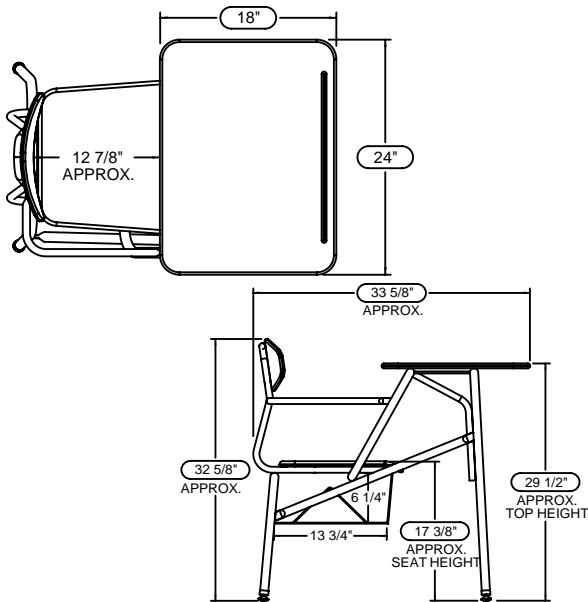
Most of the chairs that CSI offers have been tested to all "applicable ANSI/BIFMA standards," and are typically designed for standard office use by occupants weighing up to 300 pounds and used during one shift. Unless noted as a 24/7 chair which are designed for such areas.

If you have questions about the suitability of a model or style for intensive or institutional use, we're happy to discuss your specific needs.


### Task Seat Warranty

<u>MODEL</u>	<u>FRAME</u>	<u>CYLINDER/MECHANISM</u>
DELTA	5 years	5 years
BREATHE	5 years	5 years
CHEYENNE	5 years	n/a
COMFORT RX	5 years	5 years
DAKOTA	5 years	n/a
PILOT 24/7 STOOL	5 years	5 years
PILOT 24/7 Task	5 years	5 years
ITHACA	5 years	5 years
NAVIGATOR	5 years	n/a
SNAP	5 years	5 years

\*\*\*Note: Nothing else is covered under warranty.\*\*\*



G-DK-112-RED



G-DK-113-NAVY

## Student Desk and Chair


Item #	Description	Price
	<b>Black Powder Coated</b>	
<b>Navy</b>		
G-DK-112-NAVY	with book rack	\$105
G-DK-113-NAVY	without book rack	\$103
<b>Red</b>		
G-DK-112-RED	with book rack	\$105
G-DK-113-RED	without book rack	\$103
<b>Special Order</b>		
G-DK-112	with book rack	Call for Quote
G-DK-113	without book rack	Call for Quote
	<b>Black Enamel Coated</b>	
<b>Navy</b>		
G-DK-112L-NAVY	with book rack	\$99
G-DK-113L-NAVY	without book rack	\$97
<b>Red</b>		
G-DK-112L-RED	with book rack	\$99
G-DK-113L-RED	without book rack	\$97
<b>Special Order</b>		
G-DK-112L	with book rack	Call for Quote
G-DK-113L	without book rack	Call for Quote

- Top, seat, and back are made of one-piece thermally fused melamine with molded, seamless edge construction
- Scratch resistant surface defies stains from ball point pens, crayons and food
- Frame and legs are black (either powder coated or all surface enamel paint) 16 gauge steel and swivel glides
- Standard in Golden Oak desk top and your choice of standard Red or Navy melamine seats and back
- Also available in special order colors with a 60 day lead time for additional cost

### Standard Colors



Desk Top—Golden Oak



Seat & Back—Navy



Seat & Back—Red

### Desk Top



• Beige

### Seat & Back



• Beige



• Blue



• Burgundy



• Golden Oak



• Grey

# Student Desk and Student Chair

Sized to Fit Elementary Through High School Students.

- Constructed with 16 gauge powder coated or enamel coated steel frame, thermally fused one-piece melamine tops, seats and backs
- Scratch resistant surface defies stains from ball point pens, crayons and food
- Standard in Golden Oak desk top and your choice of standard Red or Navy melamine for chairs
- Also available in special order colors for an additional cost with a 60 day lead time
- Same great CSI Construction and Value!

## Student Chair

Item #	Description	Price
<b>Black Powder Coated</b>		
G-CR-710-12	XX-Small Chair, 12"	\$48
G-CR-710-13	X-Small Chair, 13"	\$48
G-CR-710-14	Small Chair, 14"	\$48
G-CR-710-16	Medium Chair, 16"	\$52
G-CR-710-18	Large Chair, 18"	\$52
<b>Black Enamel Coated</b>		
G-CR-710L-12	XX-Small Chair, 12"	\$43
G-CR-710L-13	X-Small Chair, 13"	\$43
G-CR-710L-14	Small Chair, 14"	\$43
G-CR-710L-16	Medium Chair, 16"	\$47
G-CR-710L-18	Large Chair, 18"	\$47

\*Dimensions refer to seat height\*



## Stand Alone Student Desk

Item #	Description	Price
<b>Black Powder Coated</b>		
G-DK-710-26	Small Desk, 26"	\$69
G-DK-710-28	Medium Desk, 28"	\$69
G-DK-710-30	Large Desk, 30"	\$70
<b>Black Enamel Coated</b>		
G-DK-710L-26	Small Desk, 26"	\$64
G-DK-710L-28	Medium Desk, 28"	\$64
G-DK-710L-30	Large Desk, 30"	\$65

\*Dimensions refer to desk top height\*



NEW

## Poly Student Seating

The new Poly Student Seat is designed with all the appropriate curves for ergonomics and yet is still highly functional in a classroom setting. The seat is made from highly durable poly and is made to have some flex yet maintain its resilience.



Item #	Description	Price
	<b>Black Powder Coated</b>	
G-CR-810-14	small, 12.5" wide x 13" deep x 14" high	\$43
G-CR-810-16	medium, 13.75" wide x 15" deep x 16" high	\$45
G-CR-810-18	large, 17.25" wide x 18" deep x 18" high	\$53
	<b>Black Enamel Coated</b>	
G-CR-810L-14	small, 12.5" wide x 13" deep x 14" high	\$38
G-CR-810L-16	medium, 13.75" wide x 15" deep x 16" high	\$40
G-CR-810L-18	large, 17.25" wide x 18" deep x 18" high	\$48

The poly is available in a wide variety of colors, please see poly color options on page 150, or contact a Sales Representative for details.

## How to Order Seating

The following is a quick reference on what is needed to order the style of chair you desire. The Breathe chair only comes in black mesh, therefore item number is all that is needed for order. See CSI Tier 1 and Tier 2 Options located in back of catalog (page 156) and at [corrections.nebraksa.gov/csi](http://corrections.nebraksa.gov/csi) or contact Sales Representative. All other fabric choices will be considered Tier 3, call for quote.

Snap, Ithaca, Delta, Pilot, Navigator and Companion

Item Number \_\_\_\_\_  
Fabric \_\_\_\_\_

Comfort RX

Item Number \_\_\_\_\_  
Moonscape Fabric Color \_\_\_\_\_

Dakota, Cheyenne and Poly Student Seating (Poly Only)

Item Number \_\_\_\_\_  
Frame Color (if chrome just use item description) \_\_\_\_\_  
Polypropylene (page 150) \_\_\_\_\_  
If Upholstered: Fabric \_\_\_\_\_

Folding Chair

Item Number \_\_\_\_\_  
Frame Color \_\_\_\_\_

Classic Wood Bench and Classic Wood Bench with Back

Item Number \_\_\_\_\_  
Stain (page 155) \_\_\_\_\_

Upholstered Wood Bench, Multi Cube, Nemaha, Platte Collection and Niobrara Collection

Item Number \_\_\_\_\_  
Stain (page 155) \_\_\_\_\_  
Fabric \_\_\_\_\_

Navy or Red Student Desk and chair

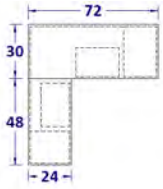
Item Number \_\_\_\_\_

Special Order Student Desk and Chair

Item Number \_\_\_\_\_  
Desk Top \_\_\_\_\_  
Seat and Back \_\_\_\_\_

## Series 2000 and 3000 Desks

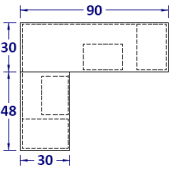
The Series 2000–3000 desk is designed for anyone who needs plenty of workspace and storage. The main section is 30" high by 72" wide by 30" deep, with a return that is 30" high by 48" wide by 24" deep. Two standard pedestals feature box-box-files with locks on top box drawers, dictation slides, and a lockable center drawer, as well as hardwood edge, and easy care laminate top. Our pullout computer keyboard tray is a standard feature on this style.



Item#	Description	Price
F-DK-2000-1-R*	Walnut stain with right hand return, Roman Ogee edge—Birch	\$1055
F-DK-2000-2-R*	English Oak stain with right hand return, Roman Ogee edge—Birch	\$1055
F-DK-2000-1-L*	Walnut stain with left hand return, Roman Ogee edge—Birch	\$1055
F-DK-2000-2-L*	English Oak stain with left hand return, Roman Ogee edge—Birch	\$1055
G-DK-2000-L	Custom stain/laminate with left hand return—Birch	\$1100
G-DK-2000-R	Custom stain/laminate with right hand return – Birch	\$1100
G-DK-3000-L	Custom stain/laminate with left hand return—Oak	\$1100
G-DK-3000-R	Custom stain/laminate with right hand return—Oak	\$1100

## Series 2100 and 3100 Desks

Designed for the busy executive, the main section of this desk is 30" high by 90" wide by 30" deep, with a return that is 30" high by 48" wide by 30" deep. Two standard pedestals feature box-box-files with locks on top box drawers, dictation slides, and a lockable center drawer, as well as hardwood edge, and easy care laminate top. Our pullout computer keyboard tray is a standard feature on this style.



Item#	Description	Price
F-DK-2100-1-R*	Walnut stain with right hand return, Roman Ogee edge—Birch	\$1150
F-DK-2100-2-R*	English Oak stain with right hand return, Roman Ogee edge—Birch	\$1150
F-DK-2100-1-L*	Walnut stain with left hand return, Roman Ogee edge—Birch	\$1150
F-DK-2100-2-L*	English Oak stain with left hand return, Roman Ogee edge—Birch	\$1150
G-DK-2100-L	Custom stain/laminate with left hand return—Birch	\$1165
G-DK-2100-R	Custom stain/laminate with right hand return—Birch	\$1165
G-DK-3100-L	Custom stain/laminate w/ left hand return—Oak	\$1165
G-DK-3100-R	Custom stain/laminate w/ right hand return—Oak	\$1165

## Series 2200 and 3200 Desks

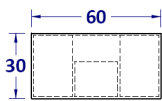
The Series 2200 desk is a traditional, two-pedestal desk measuring 30" high by 72" wide by 36" deep. Two standard pedestals feature box-box-files with locks on top box drawers, dictation slides, and a lockable center drawer, as well as hardwood edge, and easy care laminate top.



Item #	Description	Price
F-DK-2200-1*	Walnut stain, Roman Ogee edge—Birch	\$935
F-DK-2200-2*	English Oak stain, Roman Ogee edge—Birch	\$935
G-DK-2200	Custom stain/laminate—Birch	\$985
G-DK-3200	Custom stain/laminate—Oak	\$985

## Series 2300 and 3300 Desks

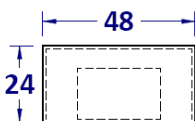
The Series 2300 desk is another traditional, two-pedestal desk, but is sized for the smaller office. This item measures 30" high by 60" wide by 30" deep. Two standard pedestals feature box-box-files with locks on top box drawers, dictation slides, and a lockable center drawer, as well as hardwood edge, and easy care laminate top. Please note that our standard pullout computer keyboard tray will not fit this style.



Item #	Description	Price
F-DK-2300-1*	Walnut stain, Roman Ogee edge—Birch	\$820
F-DK-2300-2*	English Oak stain, Roman Ogee edge—Birch	\$820
G-DK-2300	Custom stain/laminate—Birch	\$895
G-DK-3300	Custom stain/laminate—Oak	\$895

## Series 2400 and 3400 Computer Desk

Need a simple but elegant computer desk? This unit fills the bill, measuring 30" high by 48" wide by 24" deep. There are no pedestals, locks, or dictation slides, but the easy care laminate top and hardwood edge maintain design continuity, if pairing with any of our desks above.



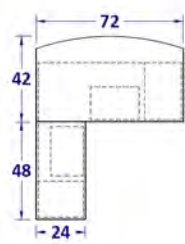
Item #	Description	Price
F-DK-2400-1*	Walnut stain, Roman Ogee edge—Birch	\$320
F-DK-2400-2*	English Oak stain, Roman Ogee edge—Birch	\$320
G-DK-2400	Custom stain/laminate—Birch	\$345
G-DK-3400	Custom stain/laminate—Oak	\$345

\*Items kept in stock to reduce delivery time, contact your Sales Representative for availability

## Conference Style Top

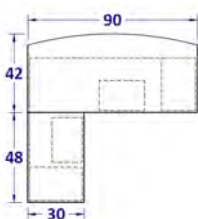
Turn your desk into an executive meeting space by adding the rounded conference style top and expanding the depth of the main desk portion by 12" overall.

### Series 2000 and 3000 Desks - Conference Top



Item #	Description	Price
G-DK-2002-R	Conference top with Custom stain/laminate and right hand return—Birch Main: 72" wide x 42" deep x 30" high, Return: 48" wide x 24" deep x 30" high	\$1150
G-DK-2002-L	Conference top with Custom stain/laminate and left hand return—Birch Main: 72" wide x 42" deep x 30" high, Return: 48" wide x 24" deep x 30" high	\$1150
G-DK-3002-R	Conference top w/ Custom stain/laminate & right hand return—Oak Main: 72" wide x 42" deep x 30" high, Return: 48" wide x 24" deep x 30" high	\$1150
G-DK-3002-L	Conference top w/ Custom stain/laminate & left hand return—Oak Main: 72" wide x 42" deep x 30" high, Return: 48" wide x 24" deep x 30" high	\$1150

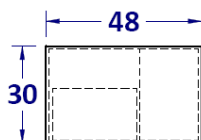
### Series 2100 and 3100 Desks - Conference Top



Item #	Description	Price
G-DK-2102-R	Conference top with Custom stain/laminate and right hand return—Birch Main: 90" wide x 42" deep x 30" high, Return: 48" wide x 30" deep x 30" high	\$1215
G-DK-2102-L	Conference top with Custom stain/laminate and left hand return—Birch Main: 90" wide x 42" deep x 30" high, Return: 48" wide x 30" deep x 30" high	\$1215
G-DK-3102-L	Conference top w/ Custom stain/laminate & left hand return—Oak Main: 90" wide x 42" deep x 30" high, Return: 48" wide x 30" deep x 30" high	\$1215
G-DK-3102-R	Conference top w/ Custom stain/laminate & right hand return—Oak Main: 90" wide x 42" deep x 30" high, Return: 48" wide x 30" deep x 30" high	\$1215

### Series 2500 and 3500 Desks

Designed for the smaller office, this 30" high by 48" wide by 30" deep desk has one standard pedestal, featuring box-box-file with lock on top box drawer, dictation slide, lockable center drawer, easy care laminate top, and hardwood edge. If desired, a standard pullout computer keyboard tray can be purchased and added to this style.



Item #	Description	Price
F-DK-2500-1*	Walnut stain, Roman Ogee edge—Birch	\$640
F-DK-2500-2*	English Oak stain, Roman Ogee edge—Birch	\$640
G-DK-2500	Custom stain/laminate—Birch	\$670
G-DK-3500	Custom stain/laminate—Oak	\$670

\*Items kept in stock to reduce delivery time, contact your Sales Representative for availability

## Series 4000 and 5000 Desks

The Series 4000-5000 desk is designed and built with the same concepts of storage and quality as the previous versions. The changes come in the aesthetics of the desk. Choose from Traditional, Fluted or Panel style desk. The main section is 30" high by 72" wide by 30" deep, with a return that is 30" high by 48" wide by 24" deep. Two standard pedestals feature box-box-files with locks on one pedestal, dictation slides, and a center drawer, as well as hardwood edge, and easy care laminate top. Our pullout computer keyboard tray is a standard feature on these styles. Below items in Birch are also offered in Oak, change 4 to 5 in item numbers (ex: G-DK-4000-R becomes G-DK-5000-R). The two prices that are shown reflect a 5% discount if standard choices are made from page 151 (laminated), page 155 (stain), page 152 (pulls) and page 153 (edge profiles).

### Traditional Style

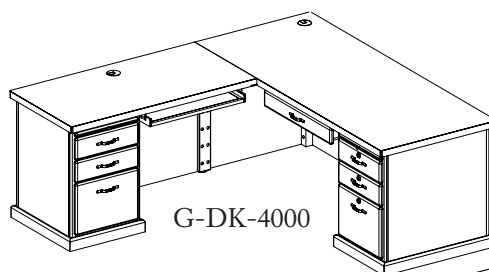
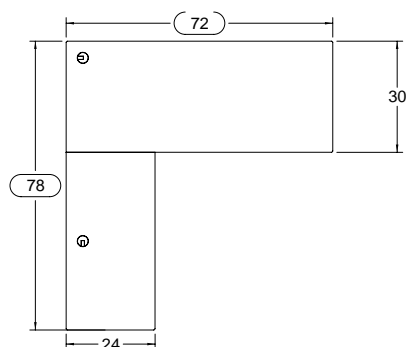
Item#	Description	Standard	Custom
G-DK-4000-L	Left Return Wood Keyboard	\$1180	\$1242
G-DK-4000-R	Right Return Wood Keyboard	\$1180	\$1242
G-DK-4010-L	Left Return Adjustable Keyboard	\$1340	\$1410
G-DK-4010-R	Right Return Adjustable Keyboard	\$1340	\$1410

### Fluted Style

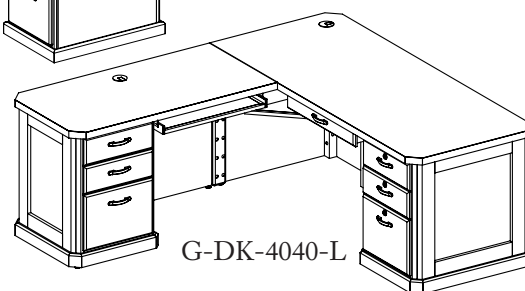
Item#	Description	Standard	Custom
G-DK-4020-L	Left Return Wood Keyboard	\$1421	\$1495
G-DK-4020-R	Right Return Wood Keyboard	\$1421	\$1495
G-DK-4030-L	Left Return Adjustable Keyboard	\$1591	\$1675
G-DK-4030-R	Right Return Adjustable Keyboard	\$1591	\$1675

### Panel Style

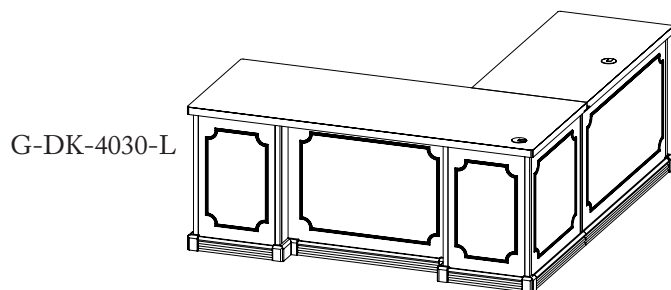
Item#	Description	Standard	Custom
G-DK-4040-L	Left Return Wood Keyboard	\$1426	\$1501
G-DK-4040-R	Right Return Wood Keyboard	\$1426	\$1501
G-DK-4050-L	Left Return Adjustable Keyboard	\$1566	\$1648
G-DK-4050-R	Right Return Adjustable Keyboard	\$1566	\$1648




G-DK-4000



G-DK-4040-L



G-DK-4030-L



\*Items kept in stock to reduce delivery time, contact your Sales Representative for availability

## Series 4100 and 5100 Desks

For a more executive look the 4100-5100 desk is perfect fit. The main section of this desk is 30" high by 84" wide by 30" deep, with a return that is 30" high by 48" wide by 30" deep. Two standard pedestals feature box-box-files with locks on one pedestal, dictation slides, and a center drawer, as well as hardwood edge, and easy care laminate top. Our pullout computer keyboard tray is a standard feature on these styles. Below items in Birch are also offered in Oak, change 4 to 5 in item numbers (ex: G-DK-4100-R becomes G-DK-5100-R). The two prices that are shown reflect a 5% discount if standard choices are made from page 151 (laminated), page 155 (stain), page 152 (pulls) and page 153 (edge profiles).

### Traditional Style


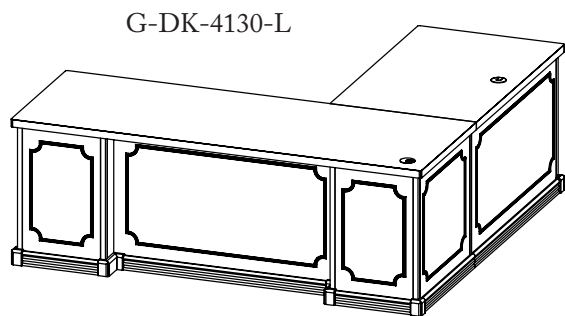
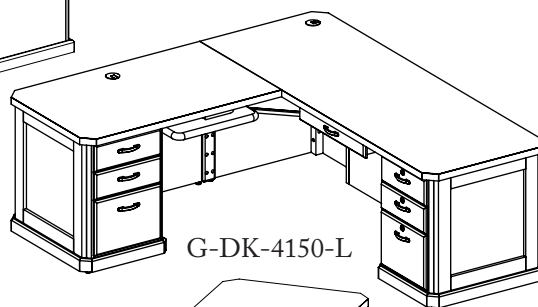
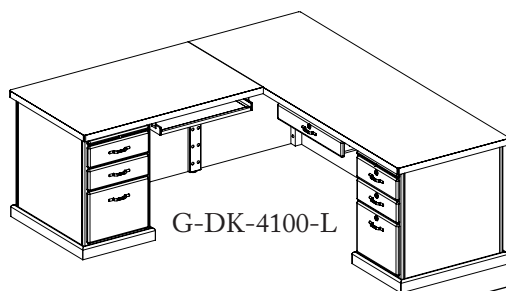
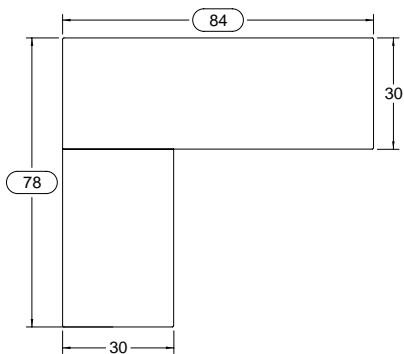
Item#	Description	Standard	Custom
G-DK-4100-L	Left Return Wood Keyboard	\$1227	\$1291
G-DK-4100-R	Right Return Wood Keyboard	\$1227	\$1291
G-DK-4110-L	Left Return Adjustable Keyboard	\$1375	\$1447
G-DK-4110-R	Right Return Adjustable Keyboard	\$1375	\$1447

### Fluted Style

Item#	Description	Standard	Custom
G-DK-4120-L	Left Return Wood Keyboard	\$1486	\$1564
G-DK-4120-R	Right Return Wood Keyboard	\$1486	\$1564
G-DK-4130-L	Left Return Adjustable Keyboard	\$1638	\$1724
G-DK-4130-R	Right Return Adjustable Keyboard	\$1638	\$1724

### Panel Style

Item#	Description	Standard	Custom
G-DK-4141-L	Left Return Wood Keyboard	\$1501	\$1580
G-DK-4141-R	Right Return Wood Keyboard	\$1501	\$1580
G-DK-4150-L	Left Return Adjustable Keyboard	\$1628	\$1714
G-DK-4150-R	Right Return Adjustable Keyboard	\$1628	\$1714





\*Items kept in stock to reduce delivery time, contact your Sales Representative for availability



## Series 4200 and 5200 Desks

The Series 4200-5200 desk is a two-pedestal desk measuring 30" high by 72" and 84" wide by 30" deep. Two standard pedestals feature box-box-files with right locking pedestal, dictation slides, and a center drawer, as well as hardwood edge, and laminate top. A single pedestal version is available and designed to be accompanied by an adjustable height table as return (page 67-68) These are offered in 3 new styles Traditional, Fluted and Panel. Below items in Birch are also offered in Oak, change 4 to 5 in item numbers (ex: G-DK-4200-R becomes G-DK-5200-R). The two prices that are shown reflect a 5% discount if standard choices are made from page 151 (laminated), page 155 (stain), page 152 (pulls) and page 153 (edge profiles).



### Traditional Style

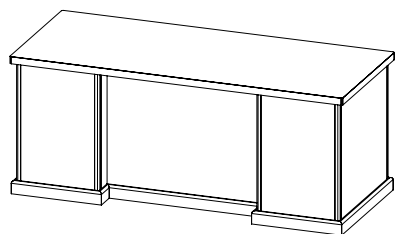
	72	Item#	Description	Standard	Custom
30		G-DK-4200	Double Pedestal	\$1065	\$1121
		G-DK-4201	Left Pedestal	\$772	\$813
		G-DK-4202	Right Pedestal	\$772	\$813
30		G-DK-4209	Double Pedestal Pencil Drawer	\$1075	\$1132
		G-DK-4210	Left Pedestal Pencil Drawer	\$797	\$839
		G-DK-4211	Right Pedestal Pencil Drawer	\$797	\$839

### Fluted Style

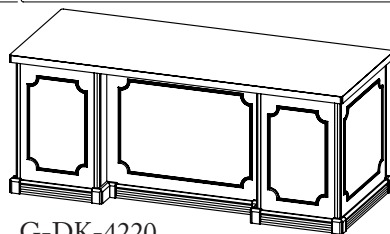
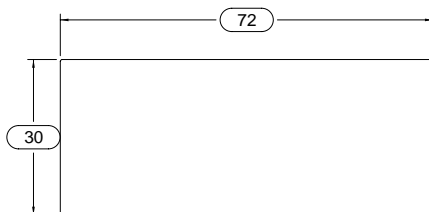
	72	Item#	Description	Standard	Custom
30		G-DK-4220	Double Pedestal Pencil Drawer	\$1200	\$1263
		G-DK-4221	Left Pedestal Pencil Drawer	\$918	\$966
		G-DK-4222	Right Pedestal Pencil Drawer	\$918	\$966
30		G-DK-4229	Double Pedestal Pencil Drawer	\$1225	\$1289
		G-DK-4230	Left Pedestal Pencil Drawer	\$935	\$984
		G-DK-4231	Right Pedestal Pencil Drawer	\$935	\$984

### Panel Style

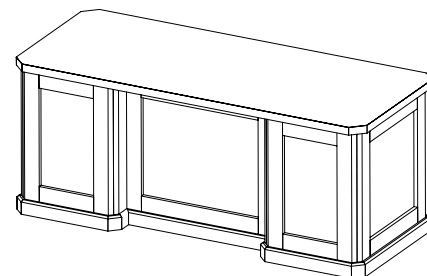
	72	Item#	Description	Standard	Custom
30		G-DK-4240	Double Pedestal Pencil Drawer	\$1211	\$1275
		G-DK-4241	Left Pedestal Pencil Drawer	\$940	\$990
		G-DK-4242	Right Pedestal Pencil Drawer	\$940	\$990
30		G-DK-4249	Double Pedestal Pencil Drawer	\$1239	\$1304
		G-DK-4250	Left Pedestal Pencil Drawer	\$968	\$1019
		G-DK-4251	Right Pedestal Pencil Drawer	\$968	\$1019



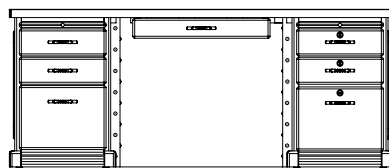
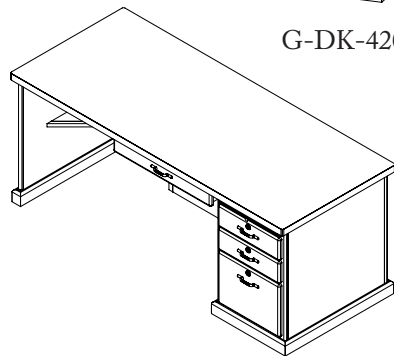
G-DK-4202



G-DK-4220



G-DK-4240



## Conference Style Top

Turn your desk into an executive meeting space by adding the conference style top and expanding the depth of the main desk portion by 12" overall. Below items in Birch are also offered in Oak, change 4 to 5 in item numbers (ex: G-DK-4000-R becomes G-DK-5000-R). The two prices that are shown reflect a 5% discount if standard choices are made from page 150 (laminates), page 155 (stain), page 152 (pulls) and page 153 (edge profiles).

### Series 4000 and 5000 Desks - Conference Top

#### Traditional Style

Item#	Description	Standard	Custom
G-DK-4002-L	Left Return Wood Keyboard Conference Front	\$1252	\$1318
G-DK-4002-R	Right Return Wood Keyboard Conference Front	\$1252	\$1318
G-DK-4012-L	Left Return Adjustable Keyboard Conference Front	\$1392	\$1466
G-DK-4012-R	Right Return Adjustable Keyboard Conference Front	\$1392	\$1466

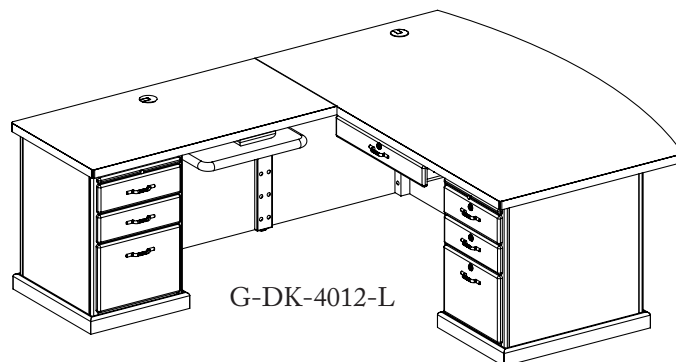
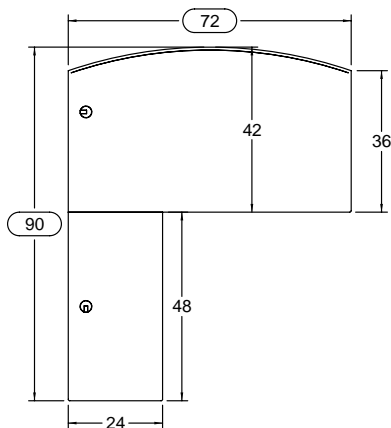
#### Fluted Style

Item#	Description	Standard	Custom
G-DK-4022-L	Left Return Wood Keyboard Conference Front	\$1500	\$1579
G-DK-4022-R	Right Return Wood Keyboard Conference Front	\$1500	\$1579
G-DK-4032-L	Left Return Adjustable Keyboard Conference Front	\$1644	\$1730
G-DK-4032-R	Right Return Adjustable Keyboard Conference Front	\$1644	\$1730

#### Panel Style

Item#	Description	Standard	Custom
G-DK-4042-L	Left Return Wood Keyboard Conference Front	\$1468	\$1545
G-DK-4042-R	Right Return Wood Keyboard Conference Front	\$1468	\$1545
G-DK-4052-L	Left Return Adjustable Keyboard Conference Front	\$1608	\$1692
G-DK-4052-R	Right Return Adjustable Keyboard Conference Front	\$1608	\$1692

\*Items kept in stock to reduce delivery time, contact your Sales Representative for availability





## Series 4100 and 5100 Desks - Conference Top

### Traditional Style

Item#	Description	Standard	Custom
G-DK-4102-L	Left Return Wood Keyboard Conference Front	\$1318	\$1388
G-DK-4102-R	Right Return Wood Keyboard Conference Front	\$1318	\$1388
G-DK-4112-L	Left Return Adjustable Keyboard Conference Front	\$1467	\$1544
G-DK-4112-R	Right Return Adjustable Keyboard Conference Front	\$1467	\$1544

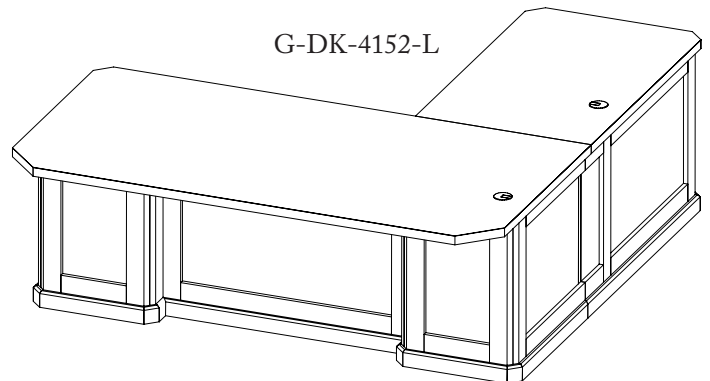
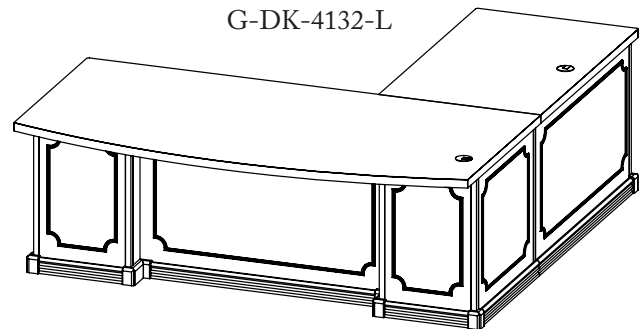
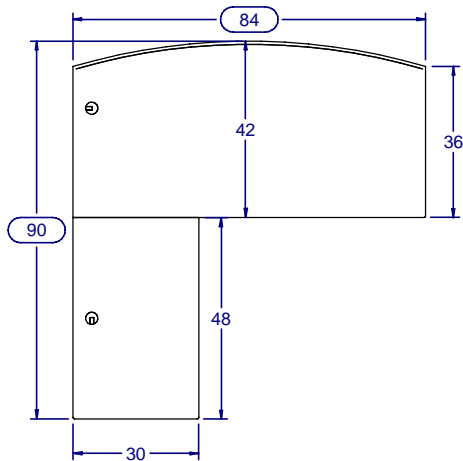
### Fluted Style

Item#	Description	Standard	Custom
G-DK-4122-L	Left Return Wood Keyboard Conference Front	\$1541	\$1622
G-DK-4122-R	Right Return Wood Keyboard Conference Front	\$1541	\$1622
G-DK-4132-L	Left Return Adjustable Keyboard Conference Front	\$1696	\$1785
G-DK-4132-R	Right Return Adjustable Keyboard Conference Front	\$1696	\$1785

### Panel Style

Item#	Description	Standard	Custom
G-DK-4142-L	Left Return Wood Keyboard Conference Front	\$1601	\$1686
G-DK-4142-R	Right Return Wood Keyboard Conference Front	\$1601	\$1686
G-DK-4152-L	Left Return Adjustable Keyboard Conference Front	\$1674	\$1762
G-DK-4152-R	Right Return Adjustable Keyboard Conference Front	\$1674	\$1762

\*Items kept in stock to reduce delivery time, contact your Sales Representative for availability


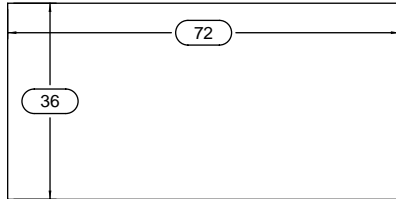


# Conference Style Top

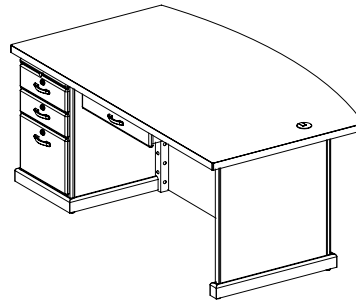
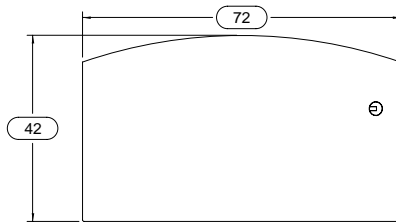
## Series 4200 and 5200 Desks - Conference

### Traditional Style

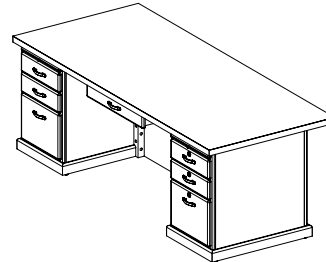
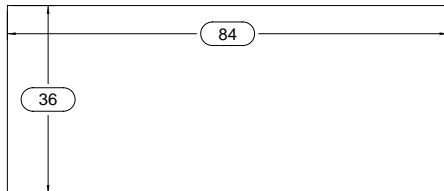
Item#	Description	Standard	Custom
G-DK-4203	Double Pedestal Conference Front	\$1077	\$1134
G-DK-4204	Left Pedestal Conference Front	\$799	\$841
G-DK-4205	Right Pedestal Conference Front	\$799	\$841



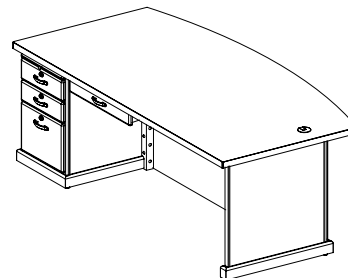
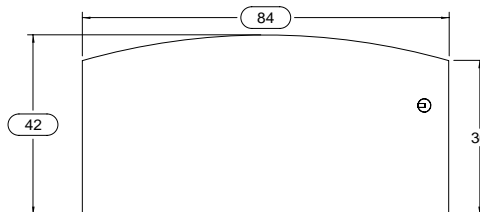
G-DK-4206	Double Pedestal Conference Front	\$1102	\$1160
G-DK-4207	Left Pedestal Conference Front	\$819	\$863
G-DK-4208	Right Pedestal Conference. Front	\$819	\$863



G-DK-4212	Double Pedestal Conference Front Pencil Drawer	\$1086	\$1143
G-DK-4213	Left Pedestal Conference Front Pencil Drawer	\$831	\$875
G-DK-4214	Right Pedestal Conference Front Pencil Drawer	\$831	\$875



G-DK-4215	Double Pedestal Conference Front Pencil Drawer	\$1121	\$1180
G-DK-4216	Left Pedestal Conference Front Pencil Drawer	\$838	\$882
G-DK-4217	Right Pedestal Conference Front Pencil Drawer	\$838	\$882

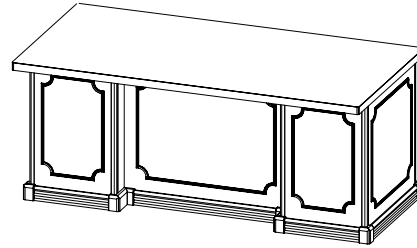
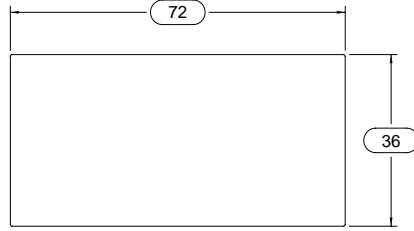


\*Items kept in stock to reduce delivery time, contact your Sales Representative for availability

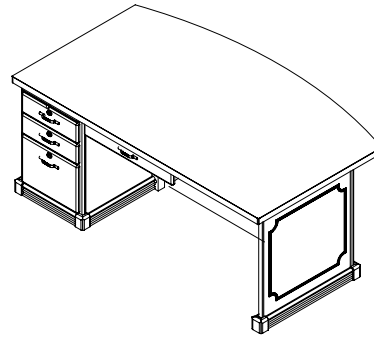
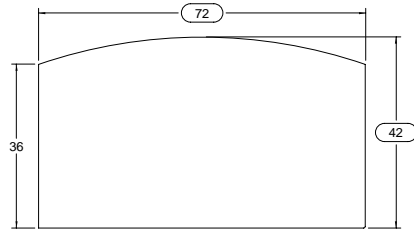
# Conference Style Top

## Fluted Style

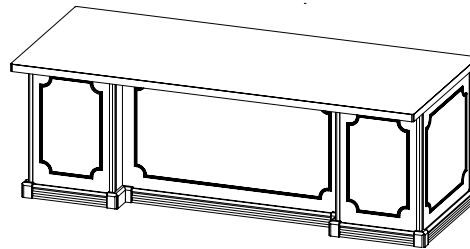
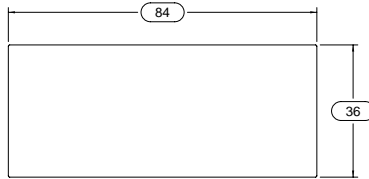
Item#	Description	Standard	Custom
G-DK-4223	Double Pedestal Conference Front Pencil Drawer	\$1210	\$1273
G-DK-4224	Left Pedestal Conference Front Pencil Drawer	\$928	\$977
G-DK-4225	Right Pedestal Conference Front Pencil Drawer	\$928	\$977



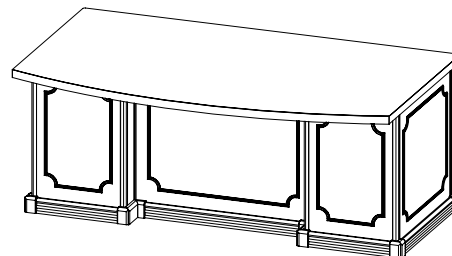
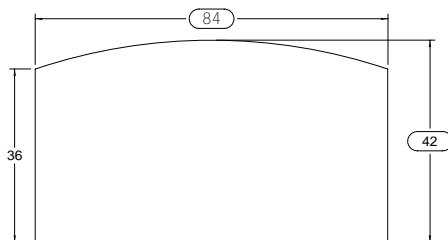
G-DK-4226	Double Pedestal Conference Front Pencil Drawer	\$1252	\$1317
G-DK-4227	Left Pedestal Conference Front Pencil Drawer	\$969	\$1020
G-DK-4228	Right Pedestal Conference Front Pencil Drawer	\$969	\$1020



G-DK-4232	Double Pedestal Conference Front Pencil Drawer	\$1229	\$1293
G-DK-4233	Left Pedestal Conference Front Pencil Drawer	\$947	\$997
G-DK-4234	Right Pedestal Conference Front Pencil Drawer	\$947	\$997



G-DK-4235	Double Pedestal Conference Front Pencil Drawer	\$1272	\$1339
G-DK-4236	Left Pedestal Conference Front Pencil Drawer	\$970	\$1021
G-DK-4237	Right Pedestal Conference. Front Pencil Drawer	\$970	\$1021


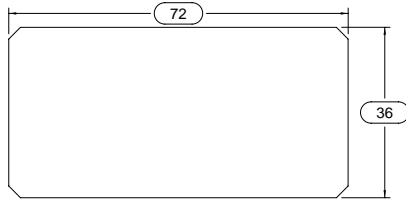


\*Items kept in stock to reduce delivery time, contact your Sales Representative for availability

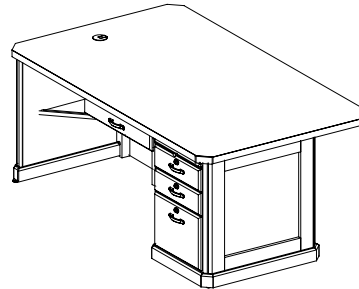
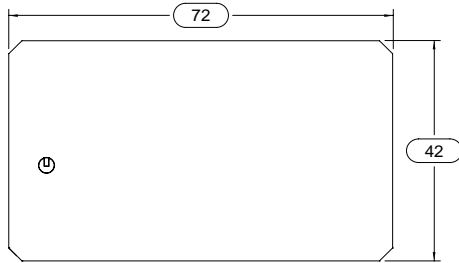
## Conference Style Top

### Panel Style

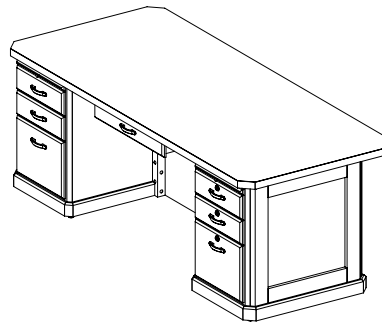
Item#	Description	Standard	Custom
G-DK-4243	Double Pedestal Conference Front	\$1243	\$1308
G-DK-4244	Left Pedestal Conference Front	\$971	\$1022
G-DK-4245	Right Pedestal Conference Front	\$971	\$1022



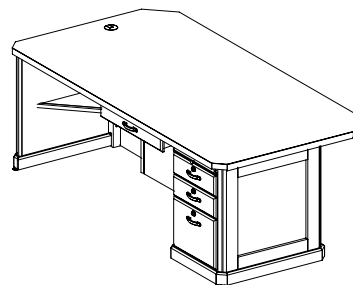
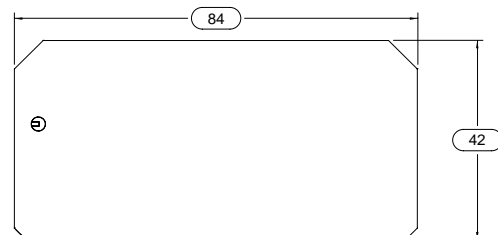
G-DK-4246	Double Pedestal Conference Front	\$1253	\$1319
G-DK-4247	Left Pedestal Conference Front	\$979	\$1030
G-DK-4248	Right Pedestal Conference Front	\$979	\$1030



G-DK-4252	Double Pedestal Conference Front Pencil Drawer	\$1272	\$1339
G-DK-4253	Left Pedestal Conference Front Pencil Drawer	\$1003	\$1056
G-DK-4254	Right Pedestal Conference Front Pencil Drawer	\$1003	\$1056



G-DK-4255	Double Pedestal Conference Front Pencil Drawer	\$1286	\$1353
G-DK-4256	Left Pedestal Conference Front Pencil Drawer	\$1016	\$1069
G-DK-4257	Right Pedestal Conference Front Pencil Drawer	\$1016	\$1069



\*Items kept in stock to reduce delivery time, contact your Sales Representative for availability



Series 2000 Desk with Hutch  
Desk: F-DK-2000-1-L  
Hutch: F-DK-2800-1



2984 Bookcase  
F-FR-2984-1



Boat Shaped Conference Table  
(custom stain and laminate)  
G-TB-445-96



Keyboard Drawer Kit  
F-DK-2199-2



DEQ Conference Table  
F-TB-445-2-6030

## Hutch

Our hutch works especially well on any of our desks with 48" return, or our smaller units that are 48" wide. The hutch measures 34" high by 47" wide by 13" deep and has 17" of clearance between the desk top and the storage shelf.



Item #	Description	Price
F-DK-2800-1*	Walnut stain—Birch	\$225
F-DK-2800-2*	English Oak stain—Birch	\$225
G-DK-2800	Custom stain—Birch	\$260
G-DK-3800	Custom stain—Oak	\$260

## Keyboard Drawer Kit

Our standard 24" wide by 12" deep pullout keyboard tray, complete with oversized 16" slides to allow for approximately 10" extension from the desk top. Not available on the Series 2300 desk.

Item #	Description	Price
F-DK-2199-1*	Walnut stain—Birch	\$55
F-DK-2199-2*	English Oak stain—Birch	\$55
G-DK-2199	Custom stain—Birch	\$60
G-DK-3199	Custom stain—Oak	\$60

## Houdini Keyboard Arm/Tray

A versatile workspace solution that works for a wide variety of applications. The keyboard adjusts quickly and easily. Tray measures 19.5" wide by 11.5" deep and comes with Gel-Filled removable wrist rest and right/left adjustable mouse pad.

Item #	Description	Price
G-FR-9944	Black only	\$179

## Pedestal Leg Conference Table (Boat Shape)

Choose from three standard lengths—144", 96", or 72"—to suit a variety of room sizes. Each boat-shaped table features two tapered pedestal legs, a 3" apron inset 3.5" from outer edge, easy care laminate top, and decorative hardwood Roman Ogee edge trim. All tables are 30" high. Our 144" table is 60" wide at the widest point; the 96" table is 48" wide, and our 72" is 36" wide.

Item #	Description	Dimensions	Price
F-TB-445-1-72*	Walnut stain—Birch	72" x 36"	\$755
F-TB-445-2-72*	English Oak stain—Birch	72" x 36"	\$755
G-TB-445-72	Custom stain/laminate—Birch	72" x 36"	\$825
G-TB-345-72	Custom stain/laminate—Oak	72" x 36"	\$825
F-TB-445-1-96*	Walnut stain—Birch	96" x 48"	\$920
F-TB-445-2-96*	English Oak stain—Birch	96" x 48"	\$920
G-TB-445-96	Custom stain/laminate—Birch	96" x 48"	\$960
G-TB-345-96	Custom stain/laminate—Oak	96" x 48"	\$960
F-TB-445-1-144	Walnut stain—Birch	144" x 60"	\$1275
F-TB-445-2-144	English Oak stain—Birch	144" x 60"	\$1275
G-TB-445-144	Custom stain/laminate—Birch	144" x 60"	\$1310
G-TB-345-144	Custom stain/laminate—Oak	144" x 60"	\$1310

## DEQ Conference Table

Our versatile rectangular table works well for smaller spaces! This style has a unique round inlay hardwood edge and easy care laminate top, and measures 30" high by 60" wide by 30" deep.

Item #	Description	Price
F-TB-445-1-6030*	Walnut stain—Birch	\$555
F-TB-445-2-6030*	English Oak stain—Birch	\$555
G-TB-445-6030	Custom stain/laminate—Birch	\$575
G-TB-345-6030	Custom stain/laminate—Oak	\$575

\*Items kept in stock to reduce delivery time, contact your Sales Representative for availability

## Round Conference Table

A compact and attractive addition to any office, this round table has standard easy care laminate top and flat laminate edging. Choose from 36", 40", or 48" diameters; all tables measure 30" high.

Item #	Description	Diameter	Price
F-TB-455-1-36*	Walnut stain—Birch	36"	\$400
F-TB-455-2-36*	English Oak stain—Birch	36"	\$400
G-TB-455-36	Custom stain/laminate—Birch	36"	\$435
G-TB-355-36	Custom stain/laminate—Oak	36"	\$435
F-TB-455-1-40*	Walnut stain—Birch	40"	\$405
F-TB-455-2-40*	English Oak stain—Birch	40"	\$405
G-TB-455-40	Custom stain/laminate—Birch	40"	\$440
G-TB-355-40	Custom stain/laminate—Oak	40"	\$440
F-TB-455-1-48*	Walnut stain—Birch	48"	\$430
F-TB-455-2-48*	English Oak stain—Birch	48"	\$430
G-TB-455-48	Custom stain/laminate—Birch	48"	\$470
G-TB-355-48	Custom stain/laminate—Oak	48"	\$470

## Round Conference Table with Wood Edge

This new addition to our table line is a round conference table with sturdy wood pedestal base and an oval hardwood edge for added elegance.

Item #	Description	Price
G-TB-450-42	Custom stain/laminate—Birch	\$480
G-TB-450-48	Custom stain/laminate—Birch	\$500
G-TB-350-42	Custom stain/laminate—Oak	\$480
G-TB-350-48	Custom stain/laminate—Oak	\$500

## Round Dinette Table

Another versatile piece to be used as best suits your needs! Laminate top and flat laminate edge sit atop a durable tubular steel base. Available only in 40" diameter, it stands 30" high.

Item #	Description	Price
F-TB-120-1*	Walnut laminate	\$260
F-TB-120-2*	English Oak laminate	\$260
G-TB-120	Custom laminate	\$270

## Square Dinette Table

Use this as a dining table or conference table; it is the square cousin of our round unit above. 40" square by 30" high; laminate top and edge.

Item #	Description	Price
F-TB-119-1*	Walnut laminate	\$260
F-TB-119-2*	English Oak laminate	\$260
G-TB-119	Custom laminate	\$270

## Metal H-Frame Table

This rugged work table is built to provide years of trouble-free service. It features a laminate top to resist scratches and stains. The square tubular steel legs are welded to rectangular steel tubing under the tabletop for uniform support. These legs are an "H" brace 6" above the floor. All tables are 30" tall and come with a black frame.

Item #	Description	Dimensions	Price
G-TB-131	Custom laminate	60" x 30" x 30" high	\$265
G-TB-132	Custom laminate	70" x 30" x 30" high	\$275
G-TB-133	Custom laminate	84" x 30" x 30" high	\$290

\*Items kept in stock to reduce delivery time, contact your Sales Representative for availability



## Series 2948 and 3948 Bookcases

Our 48" high by 48" wide by 12" deep bookcase has a center divider, three adjustable shelves on each side and a sturdy fixed bottom shelf. All bookcases feature recessed shelf standards for adjustability, hardwood edges, and are available in choice of custom stains.

Item #	Description	Price
F-FR-2948-1*	Walnut stain—Birch	\$345
F-FR-2948-2*	English Oak stain—Birch	\$345
G-FR-2948	Custom stain—Birch	\$385
G-FR-3948	Custom stain—Oak	\$385

## Series 2960 and 3960 Bookcases

Our 60" high by 48" wide by 12" deep bookcase has a center divider, four adjustable shelves on each side and a sturdy fixed bottom shelf. All bookcases feature recessed shelf standards for adjustability, hardwood edges, and are available in choice of custom stains.

Item #	Description	Price
F-FR-2960-1*	Walnut stain—Birch	\$380
F-FR-2960-2*	English Oak stain—Birch	\$380
G-FR-2960	Custom stain—Birch	\$410
G-FR-3960	Custom stain—Oak	\$410

## Series 2984 and 3984 Bookcases

Our 84" high by 48" wide by 12" deep bookcase has a center divider, five adjustable shelves on each side and a sturdy fixed bottom shelf. All bookcases feature recessed shelf standards for adjustability, hardwood edges, and are available in choice of custom stains.

Item #	Description	Price
F-FR-2984-1*	Walnut stain—Birch	\$435
F-FR-2984-2*	English Oak stain—Birch	\$435
G-FR-2984	Custom stain—Birch	\$455
G-FR-3984	Custom stain—Oak	\$455

## Series 2900 and 3900 Bookcase Credenzas

Our bookcase credenza maximizes your storage needs in a compact 60" high by 48" wide by 21.5" deep overall. The bookcase top features a center divider with two adjustable shelves on each side and measures 30" high by 48" wide by 12" deep. The base also has a center divider with two adjustable shelves on each side. Easy care laminate top, hardwood edge, and overlay doors are standard features.

Item #	Description	Price
F-FR-2900-1*	Walnut stain, Roman Ogee edge—Birch	\$600
F-FR-2900-2*	English Oak stain, Roman Ogee edge—Birch	\$600
G-FR-2900	Custom stain/laminate—Birch	\$675
G-FR-3900	Custom stain/laminate—Oak	\$675

## DVD/TV/Telephone Stand

This compact cabinet can be used to house a DVD or VCR, or hold a television or telephone. Whatever you use it for, you'll have plenty of storage underneath! This unit is 30" high by 30" wide by 18" deep.

Item #	Description	Price
F-FR-241-1*	Walnut stain—Birch	\$315
F-FR-241-2*	English Oak stain—Birch	\$315
G-FR-241	Custom stain/laminate - Birch	\$330
G-FR-341	Custom stain/laminate—Oak	\$330

## Series 300 Hall Tree

Get rid of your hang-ups by using our hall tree! This unit is 70" tall and features 4 coat hooks and a base designed for stability.

Item #	Description	Price
F-FR-300-1*	Walnut stain—Birch	\$120
F-FR-300-2*	English Oak stain—Birch	\$120
G-FR-300	Custom stain—Birch	\$150
G-FR-330	Custom stain—Oak	\$150

\*Items kept in stock to reduce delivery time, contact your Sales Representative for availability

## Series 442 Typing Stand

It's a paperless age, but we still need typewriters, don't we? Put your typewriter on our four-caster stand for maximum mobility. This sturdy little table measures 27" high by 33" wide by 18" deep, and features an easy care laminate top. Two casters lock.

Item #	Description	Price
F-TB-442-1*	Walnut stain—Birch	\$220
F-TB-442-2*	English Oak stain—Birch	\$220
G-TB-442	Custom stain/laminate—Birch	\$260
G-TB-342	Custom stain/laminate—Oak	\$260

## Series 400 Ergonomic Footrest

Designed for foot and leg comfort, this portable footrest adjusts easily in 1" increments. Measuring 7" high by 19.5" wide by 12" deep with a 6" high platform, this unit tucks away neatly under your desk, and no one will know that you have your feet up at work!

Item #	Description	Price
F-FR-400-1*	Walnut stain—Birch	\$30
F-FR-400-2*	English Oak stain—Birch	\$30
G-FR-410-1	Upholstered, Walnut stain—Birch	\$30
G-FR-410-2	Upholstered, English Oak stain—Birch	\$30

## Altissimo Sit-Stand Workstation

The Altissimo Sit-Stand Workstation provides an alternative that adjusts the monitor, keyboard, and mouse to a comfortable level whether you are sitting or standing at your existing worksurface. Using a gas-assisted positioning mechanism, Altissimo offers a 22" range to accommodate every user.

Item #	Description	Price
G-TB-SS-6011E2-BL	Single Monitor Sit-Stand, Black	\$492
G-TB-SS-6021E2-BL	Double Monitor Sit-Stand, Black	\$552



DVD/TV/Telephone Stand  
F-FR-241-2



Ergonomic Footrest  
F-FR-400-1



Typing Stand  
F-FR-442-2



Altissimo Sit-Stand Workstation  
G-TB-SS-6011E2-BL

\*Items kept in stock to reduce delivery time, contact your Sales Representative for availability



Round Conference Table  
F-TB-455-1-40



Square Dinette Table  
F-TB-119-1



H-Frame Table  
G-TB-132



Houdini  
G-FR-9944



Hall Tree  
F-FR-300-2

## How to Order Distinctive Furniture

The following is a quick reference on what is needed to order the style of furniture you desire.

Series 2000, 3000, 2100, 3200, 2300, 3300, 2400, 3400, 4000, 5000, 4100, 5100, 4200 and 5200 desks and Bookcase Credenza options

Item Number G- \_\_\_\_\_  
Stain (page 155) \_\_\_\_\_  
Laminate (page 151) \_\_\_\_\_  
Pulls (page 152) \_\_\_\_\_  
Edge and Trim Profile (page 153) \_\_\_\_\_

Hutch, Keyboard Drawer Kit, Bookcases and Hall Tree options

Item Number G- \_\_\_\_\_  
Stain (page 155) \_\_\_\_\_

Pedestal Leg Conference Table, DEQ Conference Table, Round Conference Table, Round Conference Table with Wood Edge, DVD/TV/Telephone Stand and Typing Stand options

Item Number G- \_\_\_\_\_  
Stain (page 155) \_\_\_\_\_  
Laminate (page 151) \_\_\_\_\_

Round Dinette Table, Square Dinette Table and Metal H-Frame Table options

Item Number G- \_\_\_\_\_  
Laminate (page 151) \_\_\_\_\_

Ergonomic Footrest options

Item Number G- \_\_\_\_\_  
Stain (page 155) \_\_\_\_\_  
Fabric (optional) \_\_\_\_\_

Tier 1 and Tier 2 Options located in back of catalog (page 156) and at [corrections.nebraksa.gov/csi](http://corrections.nebraksa.gov/csi). Tier 3 options (contact Sales Representative)




# Adjustable Leg Tables

CSI is conscious of your need to create new ways for students to interact together. Our adjustable leg tables are the answer! These reasonably priced tables are available in many sizes, shapes and colors. Table tops are 1 1/8" thick with choice of laminate (page 151) and finished with oval overlay hardwood edge in either oak or birch in your choice of CSI standard stain colors (page 155) or in a black t-molding edge. Specify your edge choice on your sales order. The half moon adjustable leg table is only available in a black t-molding edge. Adjustable legs come standard in a chrome finish.



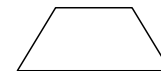
Rectangle

Item Number	Size	Price
G-TB-470-4824	48" x 24"	\$165
G-TB-470-6024	60" x 24"	\$185
G-TB-470-7224	72" x 24"	\$195
G-TB-470-4830	48" x 30"	\$175
G-TB-470-6030	60" x 30"	\$195
G-TB-470-7230	72" x 30"	\$200



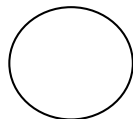
Square

Item Number	Size	Price
G-TB-470-4242	42" x 42"	\$180
G-TB-470-4848	48" x 48"	\$190



Trapezoid

Item Number	Size	Price
G-TB-470-6026T	60" x 26"	\$235
G-TB-470-7231T	72" x 31"	\$250




Round

Item Number	Size	Price
G-TB-470-42R	42"	\$265
G-TB-470-48R	48"	\$280



Half Moon

Item Number	Size	Price
G-TB-470-7236M	72" x 36"	\$250



Adjustable Leg Table Height Ranges from 22" to 33"

\*\*Note: Half Moon tables are only available in Black T-Molding Edge\*\*



# 4 Leg Wooden Tables

Finish off a stylish space with our sophisticated 4 leg wooden tables. These beautifully crafted tables are available in many sizes, shapes and colors! Table tops are 1 1/2" thick with choice of laminate (page 151) and finished with a round hardwood edge in either oak or birch in your choice of CSI standard stain colors (page 155). Wooden tables have a 3" apron, 3" tapered wooden legs and are 30" high.

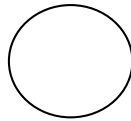


Rectangle

### Oak

Item Number	Size	Price
G-TB-460-4824	48" x 24"	\$395
G-TB-460-6024	60" x 24"	\$400
G-TB-460-7224	72" x 24"	\$410
G-TB-460-4830	48" x 30"	\$425
G-TB-460-6030	60" x 30"	\$435
G-TB-460-7230	72" x 30"	\$445

Item Number	Birch Size	Price
G-TB-465-4824	48" x 24"	\$395
G-TB-465-6024	60" x 24"	\$400
G-TB-465-7224	72" x 24"	\$410
G-TB-465-4830	48" x 30"	\$425
G-TB-465-6030	60" x 30"	\$435
G-TB-465-7230	72" x 30"	\$445



Round

Item Number	Oak Size	Price
G-TB-460-42R	42"	\$455
G-TB-460-48R	48"	\$470

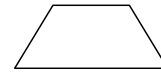
Item Number	Birch Size	Price
G-TB-465-42R	42"	\$455
G-TB-465-48R	48"	\$470



Square

Item #	Oak Size	Price
G-TB-460-4242	42" x 42"	\$410
G-TB-460-4848	48" x 48"	\$425

Item #	Birch Size	Price
G-TB-465-4242	42" x 42"	\$410
G-TB-465-4848	48" x 48"	\$425



Trapezoid

Item Number	Oak Size	Price
G-TB-460-6026T	60" x 26"	\$450
G-TB-460-7231T	72" x 31"	\$470

Item Number	Birch Size	Price
G-TB-465-6026T	60" x 26"	\$450
G-TB-465-7231T	72" x 31"	\$470



OVAL OVERLAY





## Folding Tables

Our tables won't "fold" under your institutional and educational needs—unless you want them to!

Features Include:

- Tough, high-pressure laminate surfaces over ¾" high-density particle board.
- Edged in black t-molding edging.
- Sturdy 18 gauge one-piece steel aprons with seam-welded 1" tubular steel legs.

Choose either English Oak or Walnut laminate top with black t-molding edging, apron, and legs. (Alternate laminate colors available by special order—add a custom touch for the best-dressed folding tables in town!)



Item Number	Size	Price
G-TB-924-1860	18" x 60" Folding Table	\$115
G-TB-924-1872	18" x 72" Folding Table	\$119
G-TB-924-2460	24" x 60" Folding Table	\$122
G-TB-924-2472	24" x 72" Folding Table	\$129
G-TB-924-2496	24" x 96" Folding Table	\$139
G-TB-924-3060	30" x 60" Folding Table	\$159
G-TB-924-3072	30" x 72" Folding Table	\$165
G-TB-924-3096	30" x 96" Folding Table	\$169

## Pub Height Tables

Pub Height Tables are the perfect addition to any casual or laid-back environment.

Measuring 36" in diameter and 43 ¼" tall; Table bases come standard in black powder coated metal. The 1 ¼" table top is finished in your choice of laminate with a square edge.



Item Number	Size	Price
G-TB-121	36" Diameter x 43 ¼" Tall	\$290


# H-Base



Flip Top H-Base



Optional glides offer stability for tables where mobility is less desired.



Nesting Tables - All H-Base flip-top tables can be nested for efficient storage of multiple tables.



Single Bar Flip Action - Makes transporting and storing the table a single-handed operation.

H-base tables put you on the fast track when it comes to setting up, reconfiguring and storing tables. When you have a table on casters that flips and nests, it just doesn't get much easier. The quick and simple one-step release mechanism allows a single person to flip the table in one motion. The innovative leg-within-leg design ability allows for compact nesting. In addition, the H-base table's optional locking gangers and glides offer stability. Modesty Panels are also an available option on this table.

Odds are your storage space is limited. We understand. That's why we created a convenient flip-top table option. Flip-top tables allow you to maximize your storage space and transport tables with ease, while the single bar mechanism takes the concept a step further, allowing you to do it one-handed and without assistance.

The angled profile of the leg is a significant departure from traditional "floor-hugging" bases, and smooth black casters provide mobility.

With outstanding functionality, superior design and reasonable price, the T-Base will make you look at the tables like you never have before.


**H-Base Tables**

4 Black Casters-Two Locking	Item #-C	Base Price
4 Glides	Item #-G	Base Price
4 Black Casters-Two Locking with Ganging Mechanism	Item #-CG	Base Price + \$6
4 Glides with Ganging Mechanism	Item #-GG	Base Price + \$6
4 Black Casters-Two Locking with Upholstered (Black Mesh) Modesty Panel	Item #-CM	Base Price + \$96
4 Glides with Upholstered (Black Mesh) Modesty Panel	Item #-GM	Base Price + \$96
4 Black Casters-Two Locking with Upholstered (Black Mesh) Modesty Panel & Ganging Mechanism	Item #-CMG	Base Price + \$102
4 Glides with Upholstered (Black Mesh) Modesty Panel & Ganging Mechanism	Item #-GMG	Base Price + \$102

If glides or modesty panel desired please change ending of item number. (ex: G-TB-DH-2042-C to G-TB-DH-2042-GM)

Description	Item Number <small>(specify CSI Laminate and T-molding colors)</small>	Price
20x42 Flip/Casters/No Modesty/Non Ganging	G-TB-DH-2042-C	\$322
20x48 Flip/Casters/No Modesty/Non Ganging	G-TB-DH-2048-C	\$327
20x60 Flip/Casters/No Modesty/Non Ganging	G-TB-DH-2060-C	\$336
20x72 Flip/Casters/No Modesty/Non Ganging	G-TB-DH-2072-C	\$348
24x42 Flip/Casters/No Modesty/Non Ganging	G-TB-DH-2442-C	\$326
24x48 Flip/Casters/No Modesty/Non Ganging	G-TB-DH-2448-C	\$332
24x60 Flip/Casters/No Modesty/Non Ganging	G-TB-DH-2460-C	\$342
24x72 Flip/Casters/No Modesty/Non Ganging	G-TB-DH-2472-C	\$355
30x42 Flip/Casters/No Modesty/Non Ganging	G-TB-DH-3042-C	\$338
30x48 Flip/Casters/No Modesty/Non Ganging	G-TB-DH-3048-C	\$345
30x60 Flip/Casters/No Modesty/Non Ganging	G-TB-DH-3060-C	\$357
30x72 Flip/Casters/No Modesty/Non Ganging	G-TB-DH-3072-C	\$371
36x42 Flip/Casters/No Modesty/Non Ganging	G-TB-DH-3642-C	\$345
36x48 Flip/Casters/No Modesty/Non Ganging	G-TB-DH-3648-C	\$352
36x60 Flip/Casters/No Modesty/Non Ganging	G-TB-DH-3660-C	\$366
36x72 Flip/Casters/No Modesty/Non Ganging	G-TB-DH-3672-C	\$382

- \* Specify Frame Paint Color (see page 150)
- \* Specify Surface Laminate Color (see page 151)
- \* Specify T-Molding Color (see below)



**WG** Warm Grey



**BL** Black



**SA** Sand



**GR** Blue Grey

# T-Base



Flip Top T-Base



Nesting Tables -  
All T-Base flip-top tables can be nested for efficient storage of multiple tables.



Single Bar Flip Action -  
Makes transporting and storing the table s a single-handed operation.



Modesty Panels are available as an option on many of the rectangular shaped tables. Available in folding or quick-release options. (Fixed T-Base with glides shown above.)

Great design.

Great function.

The T-Base provides a contemporary look. Arrange tables in traditional, linear layouts or innovative configurations.

Odds are your storage space is limited. We understand. That's why we created a convenient flip-top table option. Flip-top tables allow you to maximize your storage space and transport tables with ease, while the single bar mechanism takes the concept a step further, allowing you to do it one-handed and without assistance.

The angled profile of the leg is a significant departure from traditional "floor-hugging" bases, and smooth black casters provide mobility.

With outstanding functionality, superior design and reasonable price, the T-Base will make you look at the tables like you never have before.

### T-Base Tables

4 Black Casters - Two Locking	Item#-C	Base Price
4 Black Casters - Two Locking with Folding Modesty Panel	Item #-CM	Base Price + \$39
4 Glides	Item #-G	Base Price
4 Glides with Folding Modesty Panel	Item #-GM	Base Price + \$39


If glides or modesty panel desired please change ending of item number. (ex: G-TB-VTT-1848FX-C to G-TB-VTT-1848FX-GM)

Description	Item Number <small>(specify CSI Laminate and T-molding colors)</small>	Price
18x48 Fixed/Casters/No Modesty	G-TB-VTT-1848FX-C	\$309
18x60 Fixed/Casters/No Modesty	G-TB-VTT-1860FX-C	\$315
18x72 Fixed/Casters/No Modesty	G-TB-VTT-1872FX-C	\$321
18x84 Fixed/Casters/No Modesty	G-TB-VTT-1884FX-C	\$327
18x96 Fixed/Casters/No Modesty	G-TB-VTT-1896FX-C	\$378
24x48 Fixed/Casters/No Modesty	G-TB-VTT-2448FX-C	\$330
24x48 Flip/Casters/No Modesty	G-TB-VTT-2448RFP-C	\$411
24x60 Fixed/Casters/No Modesty	G-TB-VTT-2460FX-C	\$337
24x60 Flip/Casters/No Modesty	G-TB-VTT-2460RFP-C	\$421
24x72 Fixed/Casters/No Modesty	G-TB-VTT-2472FX-C	\$345
24x72 Flip/Casters/No Modesty	G-TB-VTT-2472RFP-C	\$432
24x84 Fixed/Casters/No Modesty	G-TB-VTT-2484FX-C	\$353
24x96 Fixed/Casters/No Modesty	G-TB-VTT-2496FX-C	\$360
30x48 Fixed/Casters/No Modesty	G-TB-VTT-3048FX-C	\$337
30x48 Flip/Casters/No Modesty	G-TB-VTT-3048RFP-C	\$419
30x60 Fixed/Casters/No Modesty	G-TB-VTT-3060FX-C	\$346
30x60 Flip/Casters/No Modesty	G-TB-VTT-3060RFP-C	\$430
30x72 Fixed/Casters/No Modesty	G-TB-VTT-3072FX-C	\$356
30x72 Flip/Casters/No Modesty	G-TB-VTT-3072RFP-C	\$442
30x84 Fixed/Casters/No Modesty	G-TB-VTT-3084FX-C	\$365
30x96 Fixed/Casters/No Modesty	G-TB-VTT-3096FX-C	\$374
36x48 Fixed/Casters/No Modesty	G-TB-VTT-3648FX-C	\$344
36x48 Flip/Casters/No Modesty	G-TB-VTT-3648RFP-C	\$426
36x60 Fixed/Casters/No Modesty	G-TB-VTT-3660FX-C	\$355
36x60 Flip/Casters/No Modesty	G-TB-VTT-3660RFP-C	\$439
36x72 Fixed/Casters/No Modesty	G-TB-VTT-3672FX-C	\$366
36x72 Flip/Casters/No Modesty	G-TB-VTT-3672RFP-C	\$452
36x84 Fixed/Casters/No Modesty	G-TB-VTT-3684FX-C	\$377
36x96 Fixed/Casters/No Modesty	G-TB-VTT-3696FX-C	\$388
42x60 Fixed/Casters/No Modesty	G-TB-VTT-4260FX-C	\$502
42x72 Fixed/Casters/No Modesty	G-TB-VTT-4272FX-C	\$502
42x84 Fixed/Casters/No Modesty	G-TB-VTT-4284FX-C	\$502
42x96 Fixed/Casters/No Modesty	G-TB-VTT-4296FX-C	\$502
48x60 Fixed/Casters/No Modesty	G-TB-VTT-4860FX-C	\$502
48x72 Fixed/Casters/No Modesty	G-TB-VTT-4872FX-C	\$502
48x84 Fixed/Casters/No Modesty	G-TB-VTT-4884FX-C	\$502
48x96 Fixed/Casters/No Modesty	G-TB-VTT-4896FX-C	\$502

\* Specify Frame Paint Color (see page 150)

\* Specify Surface Laminate Color (see page 151)

\* Specify T-Molding Color (see below)



**WG Warm Grey**



**BL Black**



**SA Sand**



**GR Blue Grey**

## L-Base



Develop L Base Tables use a dual motor system to offer a wide-ranging height adjustment of 26" - 52".



Also available in a fixed base, Develop L Base features an attractive T-leg design.



The standard electric switch allows users to adjust among various height ranges.

### *It's time to take a stand.*

Standing during the work day helps promote blood flow throughout the body, allowing workers to be more productive and more efficient. In fact, studies have shown that a combination of sitting and standing during a normal work day allows workers to burn nearly 30 percent more calories than sitting alone. In addition, workers experiences less neck and back pain and an overall improvement of mood, boosting employee morale and enhancing worker wellness.


Featuring value and versatility at its best, the L Base adjustable tables extend the benefits of electronically-modulated sit-stand worksurfaces to everyone. Affordable features and durable design allow the L Base to transform the workplace with healthy flexibility and mass appeal. The L Base's clean T-leg design and absence of a low-hanging crossbar allow the table to be used from both sides, promoting user comfort and enhancing versatility.

A wide range of height adjustments suit a variety of user needs and work styles. Intuitive adjustment features are simple and easy to use while meeting a variety of worker preferences.


## L-Base Tables

Description	Item Number <small>(specify CSI Laminate and T-molding colors)</small>	Price
24x48 Table, top size 23 1/2" x 46 3/4"	G-TB-TGBO-2448	\$664
24x60 Table, top size 23 1/2" x 58 3/4"	G-TB-TGBO-2460	\$671
24x66 Table, top size 23 1/2" x 64 3/4"	G-TB-TGBO-2466	\$675
24x72 Table, top size 23 1/2" x 70 3/4"	G-TB-TGBO-2472	\$678
30x48 Table, top size 29 1/2" x 46 3/4"	G-TB-TGBO-3048	\$677
30x60 Table, top size 29 1/2" x 58 3/4"	G-TB-TGBO-3060	\$686
30x66 Table, top size 29 1/2" x 64 3/4"	G-TB-TGBO-3066	\$690
30x72 Table, top size 29 1/2" x 70 3/4"	G-TB-TGBO-3072	\$695
36x48 Table, top size 35 1/2" x 46 3/4"	G-TB-TGBO-3648	\$683
36x60 Table, top size 35 1/2" x 58 3/4"	G-TB-TGBO-3660	\$694
36x66 Table, top size 35 1/2" x 64 3/4"	G-TB-TGBO-3666	\$700
36x72 Table, top size 35 1/2" x 70 3/4"	G-TB-TGBO-3672	\$705

- \* Specify Frame Paint Color (black or silver)
- \* Specify Surface Laminate Color (see page 151)
- \* Specify T-Molding Color (see below)



**WG** Warm Grey



**BL** Black



**SA** Sand



**GR** Blue Grey

# Unify Table - Specifications

## Lift Mechanism

Tables fold and open in one fluid motion, assisted by a combination of pneumatic cylinders and a torsional energy storage system. This combination ensures safety and ease of use through a controlled, effortless operation. Table stays in a teepee position for easy handling. Torsion-bar-only assists or spring assists are not to be used.

## Tops and Benches

Table tops and benches are of solid core warp-resistant construction. Center core is  $\frac{5}{8}$ " thick 45# high-density particleboard.

A .040 high-pressure laminate face is used for the top surface with a balanced high pressure laminate backer for the bottom surface. Table tops and benches are attached to the table frame with deep thread screws; expansion rivets are not to be used. Corners have a 1  $\frac{1}{2}$ " radius.

## Benches

Bench supports are robotically welded steel construction of 14-gauge tubular frame steel with 6" square, heavy-duty 11-gauge steel plates welded to uprights. Benches are secured to steel plates with deep thread screws. Each split bench requires two plates. Full benches for 8' tables require two plates; full benches for 10' and 12' tables require three plates. No field assembly required.

## Stools

Stool supports are robotically welded steel construction consisting of a 14-gauge tubular frame with 6" square, heavy-duty 11-gauge steel plates welded to uprights.

Poly stools are attached to the steel plate with deep thread screws. Thermoset hard plastic stools are attached with carriage bolts. No field assembly required. Stools are one of the following:

A. Poly: High-impact polypropylene stools of heavy-duty construction with ribs to reinforce points of stress. Edges are rolled for comfort and strength. Front is textured and color permeates stool. White marks may occur on the stool top at attachment points but do not alter the structural integrity of the table or stool. Stool is 13" diameter.

B. Thermoset Hard Plastic: Highly durable thermoset hard plastic stool seats of molded melamine and wood flour mixture are available. Seats are scratch resistant with color permeating through seat. Stool is 13" diameter.

## Edges

Table top and bench edges are finished in one of the following:

A. Bullnose edge: (Flat vinyl T-edge) Edges are banded with an abrasion-resistant vinyl bullnose molding. The barbed "T" design is inserted into a routed groove in the solid particleboard top and held in place with nails driven from the underside, spaced approximately 8-10" apart.

B. Perfect Edge: Made of  $\frac{1}{4}$ " thick by  $\frac{3}{4}$ " high cast black polyurethane. The Perfect Edge is mechanically and chemically bonded to the table core and chemically bonded to the laminate surface edge, providing a superior, permanently sealed barrier to moisture, dirt and bacteria penetration.

## Frames

Table frames are fabricated using a welded unitized construction, integrating all structural steel members into a self-supporting unit. The table top support apron is 11-gauge channel steel, pierced to securely anchor the tops. End leg and center leg assemblies are robotically wire-welded. Horizontal and vertical tubing is 1  $\frac{1}{4}$ " o.d. 14-gauge steel. Hinge plates are 7-gauge steel. Stretcher bars are  $\frac{3}{4}$ " x 1  $\frac{1}{2}$ " 14-gauge oval steel tubing. All legs operate from the unitized frame, not the table top.

## Frame Finish

Frame finish is one of the following:

A. Powder-Coated Finish: Epoxy powder coating is electrostatically applied. The dry coating is fused and cured in a baking oven to form a smooth, continuous film. Finish is chemical-resistant, hard, tough and chip/mar-resistant. Standard finish is black.

B. Chrome Finish: Bright and semi-bright duplex nickel chrome is applied to the frame in a twenty-two step process, creating a superior surface finish that is extremely resistant to

staining, scuffing, scratching and corrosion.

## Locks

Gravity lock constructed of  $\frac{3}{8}$ " solid steel rods engages automatically into slots in apron hinge, eliminating the possibility of folding unexpectedly. The exclusive storage lock is gravity operated for automatic engagement and semi-concealed to prevent accidental release. Release of gravity and storage locks is possible from either side of the table.

## Glides

For increased surface area and durability, non-marring 1.25" x 12" glides made of nylon plastic material are standard. Set of eight per table.

## Casters

Large 4" diameter heavy-duty hard rubber swivel casters provide easy and safe maneuverability. When the table is in use, casters lift off the floor to prevent table from rolling. To avoid tripping hazards, casters do not extend beyond the outer edge of the table top when in the open position. Tamper resistant caster covers are used to prevent the trapping of dirt, dust or food. Casters are self-lubricating.

## General

Tables ship fully assembled. Tables are listed to applicable UL standards and requirements by Underwriters Laboratories, Inc.

Perfect Edge  
(Lifetime Top Warranty)

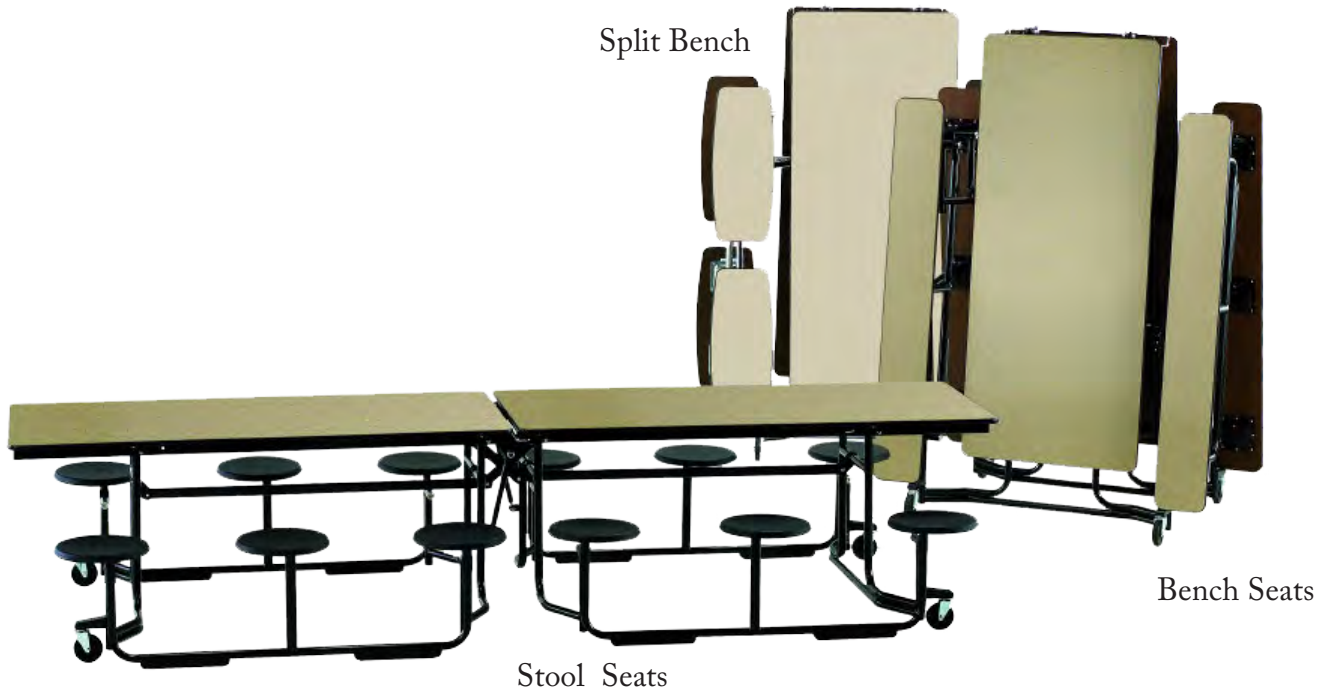


Bullnose Edge





# Rectangular Table with Seats



Unify's gravity down-lock assures safe operation and keeps tables in the open position. Sufficient clearance between tops prevents pinched fingers.



Stools come in a variety of colors of polypropylene or corex "hard plastic".



Stools are attached to a heavy 8-gauge, metal base plate. This provides greater strength, durability and stability.



Fingertip control and effortless folding are the results of Unify's exclusive combination of pneumatic lift assist and torsional energy storage system.



Carefully engineered casters add stability and maneuverability. The caster support has a sleek tamper resistant cover that won't trap dust, dirt or food and won't scuff shoes.

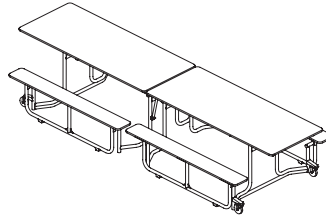


Unify Tables move safely through standard door openings. Seats store parallel to the tabletop to minimize dust built-up during storage.

Unify Rectangular Tables with seating are strong, durable and extremely mobile tables. Available in either bench or stool styles, they are manufactured of solid core warp-resistant construction. Frames are solid, fabricated with a welded unitized construction and integrating all structural steel members into a self supporting unit.

Tables open and fold in one fluid motion due to a combination of pneumatic cylinders and a torsional energy system. This system, coupled with a proprietary storage lock that is spring loaded for automatic engagement means lifting, locking and moving the tables is safe, secure, and easy.

Seating (Child/Adult)	Description	Item Number	Price
--------------------------	-------------	-------------	-------

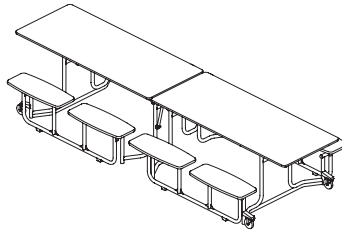


**Rectangular Tables with Benches-with Flat Vinyl Edge**

12/8	Black Frame 56 ½" x 96"	G-TB-UF08BE/BN/29/LXX/EXX/BLXX/BEXX/BL	\$938
12/8	Chrome Frame 56 ½" x 96"	G-TB-UF08BE/BN/29/LXX/EXX/BLXX/BEXX/CH	\$1,013
12/12	Black Frame 56 ½" x 120"	G-TB-UF10BE/BN/29/LXX/EXX/BLXX/BEXX/BL	\$970
12/12	Chrome Frame 56 ½" x 120"	G-TB-UF10BE/BN/29/LXX/EXX/BLXX/BEXX/CH	\$1,046
16/16	Black Frame 56 ½" x 139 ½"	G-TB-UF12BE/BN/29/LXX/EXX/BLXX/BEXX/BL	\$1,039
16/16	Chrome Frame 56 ½" x 139 ½"	G-TB-UF12BE/BN/29/LXX/EXX/BLXX/BEXX/CH	\$1,114

**Rectangular Tables with Benches-with Perfect Edge**

12/8	Black Frame 56 ½" x 96"	G-TB-UF08BE/PR/29/LXX/EXX/BLXX/BEXX/BL	\$1,120
12/8	Chrome Frame 56 ½" x 96"	G-TB-UF08BE/PR/29/LXX/EXX/BLXX/BEXX/CH	\$1,195
12/12	Black Frame 56 ½" x 120"	G-TB-UF10BE/PR/29/LXX/EXX/BLXX/BEXX/BL	\$1,231
12/12	Chrome Frame 56 ½" x 120"	G-TB-UF10BE/PR/29/LXX/EXX/BLXX/BEXX/CH	\$1,307
16/16	Black Frame 56 ½" x 139 ½"	G-TB-UF12BE/PR/29/LXX/EXX/BLXX/BEXX/BL	\$1,273
16/16	Chrome Frame 56 ½" x 139 ½"	G-TB-UF12BE/PR/29/LXX/EXX/BLXX/BEXX/CH	\$1,348

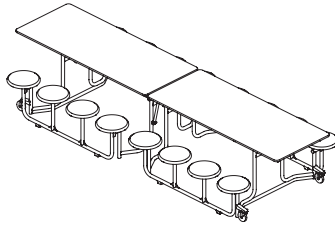


**Rectangular Tables with Split Benches-Flat Vinyl Edge**

16/16	Black Frame 56 ½" x 139 ½"	G-TB-UF12SB/BN/29/LXX/EXX/BLXX/BEXX/BL	\$1,141
16/16	Chrome Frame 56 ½" x 139 ½"	G-TB-UF12SB/BN/29/LXX/EXX/BLXX/BEXX/CH	\$1,223

**Rectangular Tables with Split Benches-Perfect Edge**

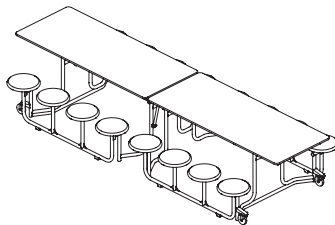
16/16	Black Frame 56 ½" x 139 ½"	G-TB-UF12SB/PR/29/LXX/EXX/BLXX/BEXX/BL	\$1,454
16/16	Chrome Frame 56 ½" x 139 ½"	G-TB-UF12SB/PR/29/LXX/EXX/BLXX/BEXX/CH	\$1,537

**Seating***(Child/Adult)***Description****Item Number****Price****Rectangular Tables with Stool Seats -Polypropylene-Flat Vinyl Edge**

8/8	Black Frame 60 ½" x 96"	G-TB-UF084/PY/BN/29/LXX/EXX/SPXX/BL	\$1,077
8/8	Chrome Frame 60 ½" x 96"	G-TB-UF084/PY/BN/29/LXX/EXX/SPXX/CH	\$1,149
12/12	Black Frame 60 ½" x 120"	G-TB-UF106/PY/BN/29/LXX/EXX/SPXX/BL	\$1,136
12/12	Chrome Frame 60 ½" x 120"	G-TB-UF106/PY/BN/29/LXX/EXX/SPXX/CH	\$1,215
12/12	Black Frame 60 ½" x 139 ½"	G-TB-UF126/PY/BN/29/LXX/EXX/SPXX/BL	\$1,192
12/12	Chrome Frame 60 ½" x 139 ½"	G-TB-UF126/PY/BN/29/LXX/EXX/SPXX/CH	\$1,278
16/16	Black Frame 60 ½" x 139 ½"	G-TB-UF128/PY/BN/29/LXX/EXX/SPXX/BL	\$1,236
16/16	Chrome Frame 60 ½" x 139 ½"	G-TB-UF128/PY/BN/29/LXX/EXX/SPXX/CH	\$1,319

**Rectangular Tables with Stool Seats- Polypropylene-Perfect Edge**

8/8	Black Frame 60 ½" x 96"	G-TB-UF084/PY/PR/29/LXX/EXX/SPXX/BL	\$1,191
8/8	Chrome Frame 60 ½" x 96"	G-TB-UF084/PY/PR/29/LXX/EXX/SPXX/CH	\$1,263
12/12	Black Frame 60 ½" x 120"	G-TB-UF106/PY/PR/29/LXX/EXX/SPXX/BL	\$1,253
12/12	Chrome Frame 60 ½" x 120"	G-TB-UF106/PY/PR/29/LXX/EXX/SPXX/CH	\$1,332
12/12	Black Frame 60 ½" x 139 ½"	G-TB-UF126/PY/PR/29/LXX/EXX/SPXX/BL	\$1,315
12/12	Chrome Frame 60 ½" x 139 ½"	G-TB-UF126/PY/PR/29/LXX/EXX/SPXX/CH	\$1,402
16/16	Black Frame 60 ½" x 139 ½"	G-TB-UF128/PY/PR/29/LXX/EXX/SPXX/BL	\$1,362
16/16	Chrome Frame 60 ½" x 139 ½"	G-TB-UF128/PY/PR/29/LXX/EXX/SPXX/CH	\$1,445

**Rectangular Tables with Stool Seats Thermoset Plastic-Flat Vinyl Edge**

8/8	Black Frame 60 ½" x 96"	G-TB-UF084/CX/BN/29/LXX/EXX/SXX/BL	\$1,150
8/8	Chrome Frame 60 ½" x 96"	G-TB-UF084/CX/BN/29/LXX/EXX/SXX/CH	\$1,222
12/12	Black Frame 60 ½" x 120"	G-TB-UF106/CX/BN/29/LXX/EXX/SXX/BL	\$1,240
12/12	Chrome Frame 60 ½" x 120"	G-TB-UF106/CX/BN/29/LXX/EXX/SXX/CH	\$1,319
12/12	Black Frame 60 ½" x 139 ½"	G-TB-UF126/CX/BN/29/LXX/EXX/SXX/BL	\$1,296
12/12	Chrome Frame 60 ½" x 139 ½"	G-TB-UF126/CX/BN/29/LXX/EXX/SXX/CH	\$1,382
16/16	Black Frame 60 ½" x 139 ½"	G-TB-UF128/CX/BN/29/LXX/EXX/SXX/BL	\$1,378
16/16	Chrome Frame 60 ½" x 139 ½"	G-TB-UF128/CX/BN/29/LXX/EXX/SXX/CH	\$1,460

Seating (Child/Adult)	Description	Item Number	Price
--------------------------	-------------	-------------	-------

**Rectangular Tables with Stool Seats Thermoset Plastic-Perfect Edge**

8/8	Black Frame 60 ½" x 96"	G-TB-UF084/CX/PR/29/LXX/EXX/SXX/BL	\$1,263
8/8	Chrome Frame 60 ½" x 96"	G-TB-UF084/CX/PR/29/LXX/EXX/SXX/CH	\$1,335
12/12	Black Frame 60 ½" x 120"	G-TB-UF106/CX/PR/29/LXX/EXX/SXX/BL	\$1,358
12/12	Chrome Frame 60 ½" x 120"	G-TB-UF106/CX/PR/29/LXX/EXX/SXX/CH	\$1,437
12/12	Black Frame 60 ½" x 139 ½"	G-TB-UF126/CX/PR/29/LXX/EXX/SXX/BL	\$1,420
12/12	Chrome Frame 60 ½" x 139 ½"	G-TB-UF126/CX/PR/29/LXX/EXX/SXX/CH	\$1,506
16/16	Black Frame 60 ½" x 139 ½"	G-TB-UF128/CX/PR/29/LXX/EXX/SXX/BL	\$1,501
16/16	Chrome Frame 60 ½" x 139 ½"	G-TB-UF128/CX/PR/29/LXX/EXX/SXX/CH	\$1,584

LXX = Table surface laminate choice. (See page 148)

EXX = Table surface edge choice. (See page 150)

BLXX = Bench surface laminate choice. (See page 148)

BEXX = Bench edge color choice. ( See page 150)

SPXX = Stool color choice. (Polypropylene, 13" diameter, rolled edge) ( See page 150)

SXX = Stool color choice. (Thermoset hard plastic, 13" diameter)


**Thermoset Color Options**




Blue




Navy Blue



Dark Grey



Light Grey



Beige



Cranberry

# Round Table with Seats



Split Bench



Unify's floor glide is available in standard non-marring nylon or stainless steel that won't accumulate grit which can scratch tile floors.



When tables are open, weight is off the casters, preventing unwanted rolling or incidental movement of the tables.



There is an ample amount of leg room along with obstacle free seating with Unify's stool option.



Before the table can be fully opened, the semi-open safety lock must be purposely released. The gravity lock down automatically engages into slots in the hinges, preventing the table from unexpectedly folding.



Unify's unique design stores stool seats parallel to the tabletop, discouraging children from climbing and minimizing dust build-up during storage.



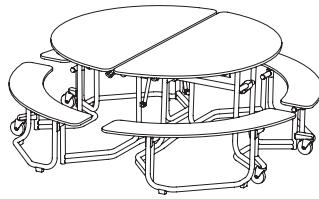
Unify's round table design promotes interaction among occupants.

Unify Round Tables with seating promote table interaction, making them perfect for food service use, group project settings, or general cafeteria use. Available with bench or stool seating, the circular design allows for obstacle free access to seating, and allows for greater versatility as well as room configuration maximization.

Manufactured specifically to withstand the rigors of daily use, these tables fold and roll easily, and nest together for compact storage.

From stationary to mobile in a matter of seconds, Unify Round Tables offer a torsional energy storage lift mechanism, an exclusive spring loaded automatically engaged storage lock, and large 4" heavy duty rubber casters for safe, secure, and easy maneuverability.

Seating (Child/Adult)	Description	Item Number	Price
--------------------------	-------------	-------------	-------




**Round Table with Split Benches- Flat Vinyl edge (60" Diameter Top)**

8/8	Black Frame 81" Overall	G-TB-UFRD5SB/BN/29/LXX/EXX/BLXX/BEXX/BL	\$1,097
8/8	Chrome Frame 81" Overall	G-TB-UFRD5SB/BN/29/LXX/EXX/BLXX/BEXX/CH	\$1,166

**Round Tables with Split Benches- Perfect Edge (60" Diameter Top)**

8/8	Black frame 81" Overall	G-TB-UFRD5SB/PR/29/LXX/EXX/BLXX/BEXX/BL	\$1,397
8/8	Chrome Frame 81" Overall	G-TB-UFRD5SB/PR/29/LXX/EXX/BLXX/BEXX/CH	\$1,466



**Round Tables with Stool Seats Polypropylene Flat Vinyl Edge (60" Diameter Top)**

8/8	Black frame 86" Overall	G-TB-UFRD58/PY/BN/29/LXX/EXX/SPXX/BL	\$1,024
8/8	Chrome Frame 86" Overall	G-TB-UFRD58/PY/BN/29/LXX/EXX/SPXX/CH	\$1,094

**Round Tables with Stool Seats Thermoset Plastic Perfect Edge (60" Diameter Top)**

8/8	Black frame 86" Overall	G-TB-UFRD58/CX/PR/29/LXX/EXX/SXX/BL	\$1,139
8/8	Chrome Frame 86" Overall	G-TB-UFRD58/CX/PR/29/LXX/EXX/SXX/CH	\$1,208

LXX = Table surface laminate choice. (See page 148)

EXX = Table surface edge choice. (See page 150)

BLXX = Bench surface laminate choice. (See page 148)

BEXX = Bench edge color choice. ( See page 150)

SPXX = Stool color choice. (Polypropylene, 13" diameter, rolled edge) ( See page 150)

SXX = Stool color choice. (Thermoset hard plastic, 13" diameter)


**Thermoset Color Options**




Blue



Navy Blue



Dark Grey



Light Grey




Beige



Cranberry


# Tables without Seating



The high value, vinyl bullnose (top) edge is extremely durable. Perfect Edge (bottom) provides superior edge protection and permanently seals the top.



To avoid tripping hazards, casters do not extend beyond the end of the table when in the open position.



For safety and convenience, the storage lock engages automatically when the table is folded and can't move out of correct alignment. The lock release is easily accessible from either side of the table.



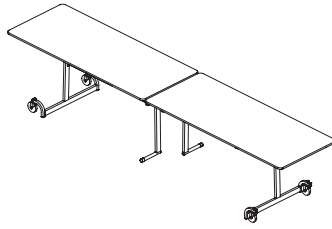
Table frames are fabricated using a welded unitized construction, integrating all structural steel members into a self-supporting unit. All legs operate from the unitized frame, not the table top.



T-legs increase knee room and seating capacity around the table and eliminate the need to straddle table leg uprights, making it wheelchair accessible.



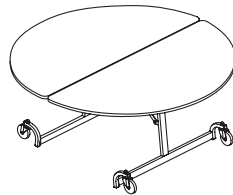
Unify seatless tables are easy to handle, yet tough enough to endure years of everyday use. The torsional energy storage system creates controlled, effortless lifting operation, and means one person can open, close and move the units with ease. The 4" diameter casters provide easy and safe maneuverability and lift off the floor when table is in use to provide extreme table stability. Because the tables include casters and store compactly, there's no need for bulky table carts.

**Description****Item Number****Price****Rectangular Tables without Seating Flat Vinyl Edge**

Black Frame 29 ½" x 96"	G-TB-UFRT8/BN/29/LXX/EXX/BL	\$569
Chrome Frame 29 ½" x 96"	G-TB-UFRT8/BN/29/LXX/EXX/CH	\$634
Black Frame 29 ½" x 120"	G-TB-UFRT10/BN/29/LXX/EXX/BL	\$623
Chrome Frame 29 ½" x 120"	G-TB-UFRT10/BN/29/LXX/EXX/CH	\$659
Black Frame 29 ½" x 139 ½"	G-TB-UFRT12/BN/29/LXX/EXX/BL	\$686
Chrome Frame 29 ½" x 139 ½"	G-TB-UFRT12/BN/29/LXX/EXX/CH	\$716

**Rectangular Tables without Seating Perfect Edge**

Black Frame 29 ½" x 96"	G-TB-UFRT8/PR/29/LXX/EXX/BL	\$680
Chrome Frame 29 ½" x 96"	G-TB-UFRT8/PR/29/LXX/EXX/CH	\$745
Black Frame 29 ½" x 120"	G-TB-UFRT10/PR/29/LXX/EXX/BL	\$715
Chrome Frame 29 ½" x 120"	G-TB-UFRT10/PR/29/LXX/EXX/CH	\$751
Black Frame 29 ½" x 139 ½"	G-TB-UFRT12/PR/29/LXX/EXX/BL	\$781
Chrome Frame 29 ½" x 139 ½"	G-TB-UFRT12/PR/29/LXX/EXX/CH	\$811

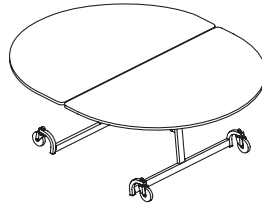
**Round Tables without Seating Flat Vinyl Edge**

Black Frame 48"	G-TB-UFRD4/BN/29/LXX/EXX/BL	\$478
Chrome Frame 48"	G-TB-UFRD4/BN/29/LXX/EXX/CH	\$491
Black frame 60"	G-TB-UFRD5/BN/29/LXX/EXX/BL	\$505
Chrome Frame 60"	G-TB-UFRD5/BN/29/LXX/EXX/CH	\$519
Black Frame 72"	G-TB-UFRD6/BN/29/LXX/EXX/BL	\$679
Chrome Frame 72"	G-TB-UFRD6/BN/29/LXX/EXX/CH	\$694

**Round Tables without Seating Perfect Edge**

Black Frame 48"	G-TB-UFRD4/PR/29/LXX/EXX/BL	\$561
Chrome Frame 48"	G-TB-UFRD4/PR/29/LXX/EXX/CH	\$574
Black frame 60"	G-TB-UFRD5/PR/29/LXX/EXX/BL	\$589
Chrome Frame 60"	G-TB-UFRD5/PR/29/LXX/EXX/CH	\$602
Black Frame 72"	G-TB-UFRD6/PR/29/LXX/EXX/BL	\$838
Chrome Frame 72"	G-TB-UFRD6/PR/29/LXX/EXX/CH	\$852

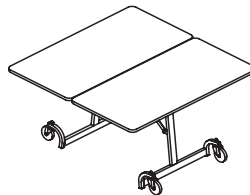


**Description****Item Number****Price****Oval Tables without seating Flat Vinyl Edge**

Black Frame 60" x 66"	G-TB-UFOV66/BN/29/LXX/EXX/BL	\$596
Chrome Frame 60" x 66"	G-TB-UFOV66/BN/29/LXX/EXX/CH	\$609
Black Frame 60" x 72"	G-TB-UFOV72/BN/29/LXX/EXX/BL	\$619
Chrome Frame 60" x 72"	G-TB-UFOV72/BN/29/LXX/EXX/CH	\$634

**Oval Tables without seating Perfect Edge**

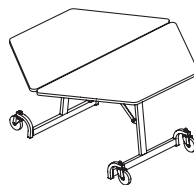
Black Frame 60" x 66"	G-TB-UFOV66/PR/29/LXX/EXX/BL	\$710
Chrome Frame 60" x 66"	G-TB-UFOV66/PR/29/LXX/EXX/CH	\$723
Black Frame 60" x 72"	G-TB-UFOV72/PR/29/LXX/EXX/BL	\$748
Chrome Frame 60" x 72"	G-TB-UFOV72/PR/29/LXX/EXX/CH	\$763

**Square Tables without Seating Flat Vinyl Edge**

Black Frame 48" x 48"	G-TB-UFSQ4/BN/29/LXX/EXX/BL	\$455
Chrome Frame 48" x 48"	G-TB-UFSQ4/BN/29/LXX/EXX/CH	\$470

**Square Tables without Seating Perfect Edge**

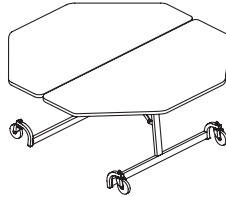
Black Frame 48" x 48"	G-TB-UFSQ4/PR/29/LXX/EXX/BL	\$538
Chrome Frame 48" x 48"	G-TB-UFSQ4/PR/29/LXX/EXX/CH	\$553

**Hexagonal Tables without Seating Flat Vinyl Edge**

Black Frame 48"	G-TB-UFHX4/BN/29/LXX/EXX/BL	\$505
Chrome Frame 48"	G-TB-UFHX4/BN/29/LXX/EXX/CH	\$519

**Hexagonal Tables without Seating Perfect Edge**

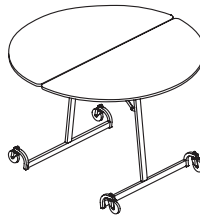
Black Frame 48"	G-TB-UFHX4/PR/29/LXX/EXX/BL	\$589
Chrome Frame 48"	G-TB-UFHX4/PR/29/LXX/EXX/CH	\$602

**Description****Item Number****Price****Octagonal Tables without Seating Flat Vinyl Edge**

Black Frame 60"	G-TB-UFOC5/BN/29/LXX/EXX/BL	\$521
Chrome Frame 60"	G-TB-UFOC5/BN/29/LXX/EXX/CH	\$539

**Octagonal Tables without Seating Perfect Edge**

Black Frame 60"	G-TB-UFOC5/PR/29/LXX/EXX/BL	\$609
Chrome Frame 60"	G-TB-UFOC5/PR/29/LXX/EXX/CH	\$627

**Round Stand-Up Height Tables 42" High No Seating- Flat Vinyl Edge**

Black Frame 48"	G-TB-UFSU4/BN/42/LXX/EXX/BL	\$530
Chrome Frame 48"	G-TB-UFSU4/BN/42/LXX/EXX/CH	\$544
Black Frame 60"	G-TB-UFSU5/BN/42/LXX/EXX/BL	\$558
Chrome Frame 60"	G-TB-UFSU5/BN/42/LXX/EXX/CH	\$570

**Round Stand-Up Height Tables 42" High No Seating- Perfect Edge**

Black Frame 48"	G-TB-UFSU4/PR/42/LXX/EXX/BL	\$611
Chrome Frame 48"	G-TB-UFSU4/PR/42/LXX/EXX/CH	\$624
Black Frame 60"	G-TB-UFSU5/PR/42/LXX/EXX/BL	\$637
Chrome Frame 60"	G-TB-UFSU5/PR/42/LXX/EXX/CH	\$649

LXX = Table surface laminate choice. (See page 148)

EXX = Table surface edge choice. (See page 150)

# How to Order Tables

## Adjustable Leg Tables

Rectangle, Square, Trapezoid and Round Table custom options

Item Number \_\_\_\_\_  
Wood Type Oak or Birch \_\_\_\_\_  
Stain (if wood edge selected, page 155) \_\_\_\_\_  
Laminate (page 151) \_\_\_\_\_  
Oval Overlay Wood Edge or T-Mold Edge \_\_\_\_\_

4 Leg Wood Table custom options

Item Number \_\_\_\_\_  
Stain (page 155) \_\_\_\_\_  
Laminate (page 151) \_\_\_\_\_

Folding Table, Pub Height Table and Half Moon Table custom options

Item Number \_\_\_\_\_  
Laminate (page 151) \_\_\_\_\_

H-Base, T-Base and L-Base Table custom options

Item Number \_\_\_\_\_  
Frame Color \_\_\_\_\_  
Laminate (page 151) \_\_\_\_\_  
T-Mold Color \_\_\_\_\_

Unify Rectangular Table with Seats and Round Table with Seats custom options (see pages listed in section)

Item Number \_\_\_\_\_  
Surface Laminate \_\_\_\_\_  
Surface Edge \_\_\_\_\_  
Bench Laminate \_\_\_\_\_  
Bench Edge \_\_\_\_\_  
or  
Stool Color \_\_\_\_\_  
(Specify Polypropylene or Thermoset)

Unify Tables without Seats custom options

Item Number \_\_\_\_\_  
Surface Laminate \_\_\_\_\_  
Surface Edge \_\_\_\_\_



# FlexStation

## General Information



Basic Work Surfaces (WBW)



Adj. Keyboard Pad Work Surfaces (WAK)



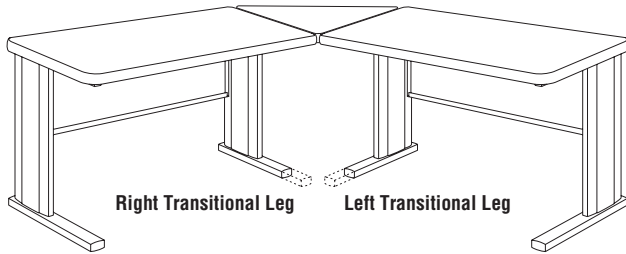
Transitional Work Surfaces (WCT)

### Features

Solid core top	•	•	•
Plastic laminate surface	•	•	•
Flat vinyl T-molding	•	•	•
Powder-coated legs	•	•	•
Seam-welded tubular steel frame	•	•	•
Chrome plated glides	•	•	•

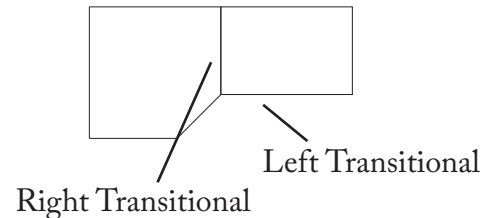
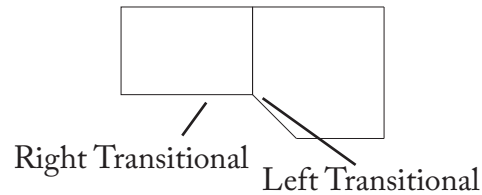
## Transitional Leg Guideline

Please specify with any of item that prompts specification



### Transitional Leg

Transitional leg bases are 6 inches shorter than standard leg bases for greater leg room and chair clearance when two surfaces are joined. When seated at the worksurface, "right" or "left" refers to the individual worksurface, not the assembled workstation. Cannot be ordered for an individual, free-standing worksurface.




## SPECIFICATIONS

### Streamline Work Surface Frames

Heavy-gauge seam-welded powder-coat finished tubular steel. Horizontal tabletop support tube, 16-ga., 1" x 1" steel. Floor support member, 16-ga., 1 1/8" x 1 3/4" belly rectangular steel tube. Top floor support tubes are welded with 2 steel tube vertical leg members. The rear vertical support is 16-ga., 1" x 2" steel tube. The front vertical support is 16-ga., 1" x 2 1/8" bullet oval steel tube. Leg interior provides concealed management of wire from floor to work surface. Adjustable chrome-plated glides. Powder-coat finish on legs. There are three frame style options. The receptacle clearance beam option (WB) is a 16-ga., 1/2" x 1 1/2" steel tube cross brace, welded to two 14-ga., L-brackets for support. The modesty panel (WM) is 19-ga. steel. It is located 1 1/2" from the rear of the work surface. The modesty panel is 15.31" on the 29" tables.

### Work Surface Top

1 1/4" thick top, high-pressure plastic laminate top surface with phenolic backing sheet. Available with PVC T-molding.



### Surface Splice Plates

Die-formed steel splice plates attach to underside of units with screws. Two splice plates are provided with all surfaces. Standard connector plate provided when surfaces are of common height.

### Adjustable Keyboard Pad Work Surface

Die-formed L-brackets attach to table and keyboard pad with screws. Threaded hand knobs lock keyboard pad in position. Available with PVC

T-molding.

### Weight Capacity

All FlexStation tables meet or exceed BIFMA 5.5 Standards.

### Horizontal Wire Management Trough

Horizontal wire management trough (WW) is located behind the modesty panel and is constructed of rigid PVC with 1" deep by 1 1/2" high openings for cables.

### Guest Modesty Panel

The Guest Modesty Panel for P Shaped, Piano, and Square Shoe, peninsula work surfaces is constructed of 19-ga. steel. It is located 4.5" from the guest side of the peninsula work surface and is attached using 6, #10-1" screws. It is 9" high and comes in lengths to fit 60" through 84" peninsula tops.

### Other

3" x 2" wire management port provided

for all tables on both sides at top of modesty panes. They also have scuff plates. Each leg comes with adjustable chrome-plated glides. All wireway options connects to existing openings at top of modesty panels with metal channel for wire management.

WW designation at end of number notes that item comes with wireway.

When ordering please specify transitional legs, base color (page 150) and laminate (page 151).

All fixed height units are 29" unless otherwise noted.

# FlexStation

## General Information



**Starter Unit**



**Adder Unit**



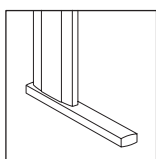
**Finisher Unit**

**Starter Unit** - Each shared leg workplace requires a starter unit to be placed at one end of the table string. The starter unit is comprised of a worksurface, modesty panel, standard leg and transitional leg. Only one starter unit is required in a single table string.

**Adder Unit** - When three or more tables make up a table string adder units are used to make up the middle portion of the table string. The adder unit is comprised of a worksurface, modesty panel and transitional leg.

**Finisher Unit** - The final table specified in a table string is the finisher unit. This unit is comprised of a worksurface, modesty panel and a standard leg.

All three units are joined together by the transitional legs, which are centered between the two worksurfaces and attach accordingly. When specifying the shared leg option, it is possible to specify tables with the LapTop Garage® in the same table string as other tables without LapTop Garages.



**Streamline Leg**



**Crank Adjustable**



**Electric Adjustable**

### How to Order

#### Product Number Specification

1. List the base product number that corresponds with the exact product dimensions selected.
2. Read product description copy to identify the options that need to be specified.

#### PVC T-molding edge color codes:

Black BL  
Blue Grey GR  
Sand SA  
Warm Grey WG

#### Laminate offering and codes:

See Color Options on page 151.

#### Frame and Leg option colors:

See page 150 for full list of colors and types

#### Codes for location and type of transitional leg\*:

S = Standard (both standard legs)  
R = Right (right transitional leg)  
L = Left (left transitional leg)  
B = Both (Both transitional legs)

\* Note: If ordering Basic Work Surfaces as a freestanding unit, or if only one side connects to a transitional work surface, the "B" option for both transitional legs is not available.

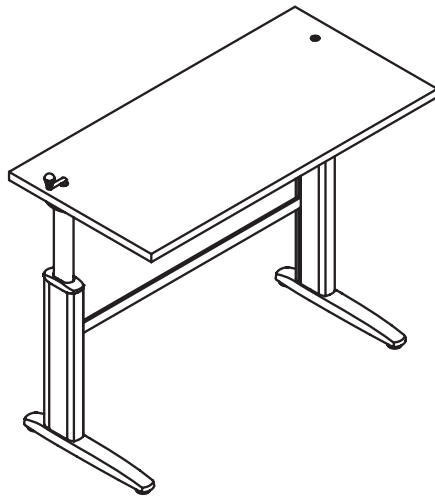
\*\*The directions is calculated as if sitting at the unit.

#### Transitional Leg

Transitional leg bases are 6 inches shorter than standard leg bases for greater leg room and chair clearance when two surfaces are joined. When seated at the work surface, "right" or "left" refers to the individual work surface, not the assembled workstation. Cannot be ordered for an individual, free-standing work surface.

# FlexStation Work Surfaces

Adjustable



## GSTR

### Crank Sit/Stand Height Adjustable

- Rectangular surface with straight front
- Height adjusts from 27"-43"
- Work surfaces are undersized by ¼" from side-to-side
- Modesty panel models are designated by the -M after inventory number

D x W	Item Number	Price
24 x 30"	G-TB-GSTR-2430SS	\$462
24 x 30"	G-TB-GSTR-2430SS-M	\$522
24 x 36"	G-TB-GSTR-2436SS	\$478
24 x 36"	G-TB-GSTR-2436SS-M	\$538
24 x 42"	G-TB-GSTR-2442SS	\$497
24 x 42"	G-TB-GSTR-2442SS-M	\$557
24 x 48"	G-TB-GSTR-2448SS	\$507
24 x 48"	G-TB-GSTR-2448SS-M	\$567
24 x 54"	G-TB-GSTR-2454SS	\$522
24 x 54"	G-TB-GSTR-2454SS-M	\$582
24 x 60"	G-TB-GSTR-2460SS	\$538
24 x 60"	G-TB-GSTR-2460SS-M	\$598
24 x 66"	G-TB-GSTR-2466SS	\$548
24 x 66"	G-TB-GSTR-2466SS-M	\$608
24 x 72"	G-TB-GSTR-2472SS	\$563
24 x 72"	G-TB-GSTR-2472SS-M	\$623
30 x 30"	G-TB-GSTR-3030SS	\$466
30 x 30"	G-TB-GSTR-3030SS-M	\$526
30 x 36"	G-TB-GSTR-3036SS	\$483
30 x 36"	G-TB-GSTR-3036SS-M	\$543
30 x 42"	G-TB-GSTR-3042SS	\$503
30 x 42"	G-TB-GSTR-3042SS-M	\$563
30 x 48"	G-TB-GSTR-3048SS	\$514
30 x 48"	G-TB-GSTR-3048SS-M	\$574
30 x 54"	G-TB-GSTR-3054SS	\$530
30 x 54"	G-TB-GSTR-3054SS-M	\$590
30 x 60"	G-TB-GSTR-3060SS	\$547
30 x 60"	G-TB-GSTR-3060SS-M	\$607
30 x 66"	G-TB-GSTR-3066SS	\$558
30 x 66"	G-TB-GSTR-3066SS-M	\$618
30 x 72"	G-TB-GSTR-3072SS	\$574
30 x 72"	G-TB-GSTR-3072SS-M	\$634

## Crank-Adjustable Tables

Each leg assembly is comprised of 1 3/8" x 2 3/4" x 16-gauge steel tube that telescopes inside a 2" x 3" x 14-gauge steel outer leg tube. Nylon bushings ensure a smooth, telescoping action between the tubes. A 14-gauge, draw-formed foot is welded to the outer leg tube, and provides strength and room for carpet levelers in a low profile, sculpted component. An 11-gauge steel, draw-formed work surface support is welded to the inner tube, and provides strength to support large, cantilevered loads on the work surface. Extruded aluminum covers are attached to the front and back of the upright

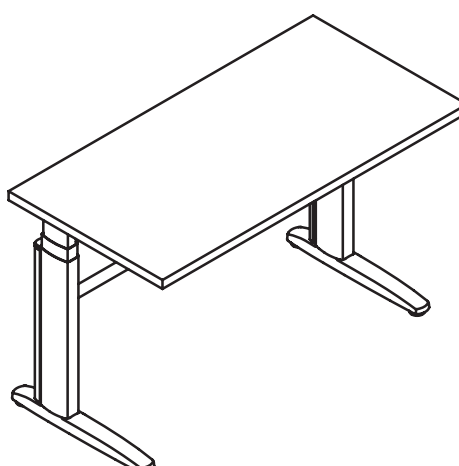
tubing for visual appeal. The table is manually adjustable from 27" to 43" by turning a crank. The crank raises or lowers the table at a rate of 1 inch per 10 revolutions. A lifting mechanism inside of each leg provides a uniform lifting force to the work surface, regardless of the loading condition. Each mechanism is comprised of a steel acme-threaded rod turning through a delrin lead nut. The delrin nut provides a silent operation, low friction, and excellent wear characteristics. The acme rods deliver a lifting force to the underside of the surface supports. Precision needle roller bearings provide a smooth, quiet interface between the rotating acme

rods and the surface supports. The lifting mechanisms are synchronized via a 1/4" pitch roller chain that spans the distance between the table legs. The chain engages each acme-threaded rod through a delrin sprocket that is attached to the rod.

# FlexStation Work Surfaces

Adjustable

Standard Controls (3 Preset Buttons)	Item# - S	Base Price
Deluxe Controls (3 Presets and Digital Readout)	Item# - D	Base Price + \$36
Standard Controls with Modesty Panel	Item# - SM	Base Price + \$60
Deluxe Controls with Modesty Panel	Item# - DM	Base Price + \$96

	D x W	Item Number	Price
	24 x 36"	G-TB-GSRE-2436S-S	\$884
	24 x 42"	G-TB-GSRE-2442S-S	\$907
	24 x 48"	G-TB-GSRE-2448S-S	\$922
	24 x 54"	G-TB-GSRE-2454S-S	\$938
	24 x 60"	G-TB-GSRE-2460S-S	\$953
	30 x 36"	G-TB-GSRE-3036S-S	\$896
	30 x 42"	G-TB-GSRE-3042S-S	\$918
	30 x 48"	G-TB-GSRE-3048S-S	\$935
	30 x 54"	G-TB-GSRE-3054S-S	\$952
	30 x 60"	G-TB-GSRE-3060S-S	\$968

## Electric Height Adjustable

- Rectangular surface with straight front
- Height adjusts from 24-51"
- Adjustable glides
- Work surfaces are undersized by 1 ¼" from side-to-side and ½" from back -to-front from the stated dimensions
- Modesty panel models are designated by the M after inventory number

## Electric-Adjustable Tables

Each leg assembly is comprised of a triple telescoping steel tube with an overall dimension of 4.3" x 2.28". Extruded aluminum covers are attached to the back of the upright tubing for visual appeal. The table is electrically adjustable from 24" to 51" by pressing a button. Motors raise or lower the table at a rate of 1.7 inches per second. The motors drive a lifting mechanism inside of each leg to provide a uniform lifting force to the work surface, regardless of the loading condition. The parallel connectors synchronize the motors electronically. The controller keeps track of each motor revolution, and ensures

that the motors remain in perfect synchronization. The user interface occurs at the switch. The deluxe includes three memory presets and a visual display indicating the height of the work surface.

### How to Order

Select paint. Options are Black (BL), Blue Grey (GR), Champagne Metallic (CM), Espresso Metallic (EX), Flannel (FN), Light Tone (LG), Sand (SA), Starlight Silver Metallic (SX), Warm Grey (WG). Colors shown on page 150.

Select Edge. Wood or T-molding

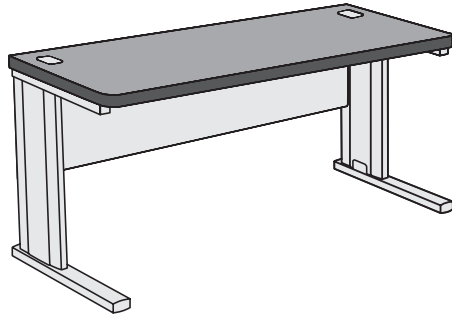
Wood profiles are Roman Ogee, Oval Overlay, or Beveled Fluted. They come in either Oak or Birch wood type. See page 154 for representation of drop edge profiles.

T-Mold Colors: Black, Blue Grey, Warm Grey and Sand



# FlexStation Work Surfaces

## Basic

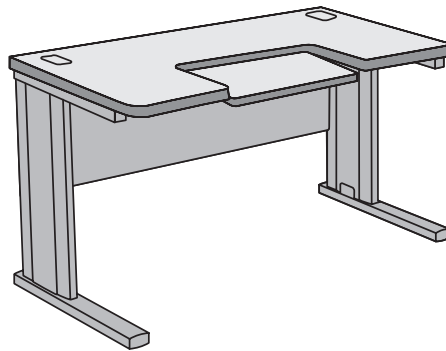


### WBW

#### Basic Work Surface

- Specify left transition, right transition, or standard legs (guidelines on general information page 65)

D x W	Item Number	Price
24 x 30"	G-TB-WBW-2430WW	\$218
24 x 36"	G-TB-WBW-2436WW	\$225
24 x 42"	G-TB-WBW-2442WW	\$232
24 x 48"	G-TB-WBW-2448WW	\$239
24 x 54"	G-TB-WBW-2454WW	\$249
24 x 60"	G-TB-WBW-2460WW	\$256
24 x 72"	G-TB-WBW-2472WW	\$286
30 x 30"	G-TB-WBW-3030WW	\$228
30 x 36"	G-TB-WBW-3036WW	\$236
30 x 42"	G-TB-WBW-3042WW	\$243
30 x 48"	G-TB-WBW-3048WW	\$251
30 x 54"	G-TB-WBW-3054WW	\$262
30 x 60"	G-TB-WBW-3060WW	\$270
30 x 72"	G-TB-WBW-3072WW	\$309



### WAK

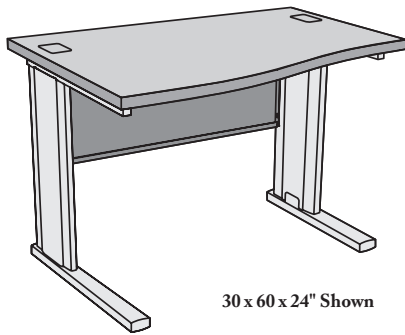
#### Adjustable Keyboard Pad Work Surface

- Adjustable keyboard pad right, centered (shown) or left 10" x 24"; 3" height adjustments: 1" forward extension adjustment: 15° maximum downward tilt
- Scuff plates
- When adding a pedestal, pad must be RH or LH and work surface must be at least 60" long
- Keyboard is located 5 3/4" from edge of work surface on left and right locations
- Specify left transition, right transition, or standard legs (guidelines on general information page 65)

D x W	Item Number	Price
24 x 36"	G-TB-WAK-2436WW	\$288
24 x 42"	G-TB-WAK-2442WW	\$303
24 x 48"	G-TB-WAK-2448WW	\$319
24 x 54"	G-TB-WAK-2454WW	\$341
24 x 60"	G-TB-WAK-2460WW	\$361
24 x 72"	G-TB-WAK-2472WW	\$417
30 x 36"	G-TB-WAK-3036WW	\$295
30 x 42"	G-TB-WAK-3042WW	\$309
30 x 48"	G-TB-WAK-3048WW	\$325
30 x 54"	G-TB-WAK-3054WW	\$347
30 x 60"	G-TB-WAK-3060WW	\$367
30 x 72"	G-TB-WAK-3072WW	\$436

# FlexStation Work Surfaces

## Basic

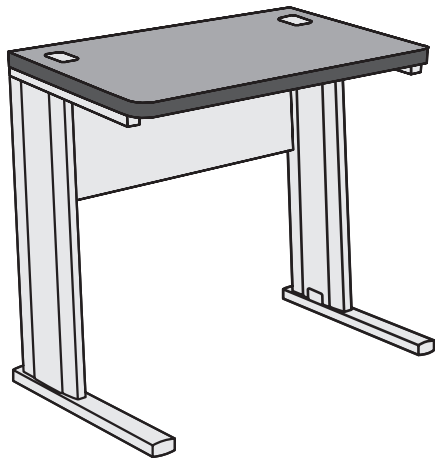


### WRC

Left D x W x Right D	Item Number	Price
24 x 42 x 30"	G-TB-WRC-244230WW	\$241
24 x 48 x 30"	G-TB-WRC-244830WW	\$248
24 x 54 x 30"	G-TB-WRC-245430WW	\$260
24 x 60 x 30"	G-TB-WRC-246030WW	\$268
24 x 72 x 30"	G-TB-WRC-247230WW	\$292
30 x 42 x 24"	G-TB-WRC-304224WW	\$241
30 x 48 x 24"	G-TB-WRC-304824WW	\$248
30 x 54 x 24"	G-TB-WRC-305424WW	\$260
30 x 60 x 24"	G-TB-WRC-306024WW	\$268
30 x 72 x 24"	G-TB-WRC-307224WW	\$292

### Curvilinear Work Surface

- Joins 24" deep work surface to 30" deep work surface
- Specify left transition, right transition, or standard legs (guidelines on general information page 65)



### WSU


#### Stand-up Work Surface

- Available in 42" height only
- Only connects to 30" wide work surface
- Overheads cannot be mounted on any stand up work surface
- Specify left transition, right transition, or standard legs (guidelines on general information page 65)

D x W	Item Number	Price
30 x 36"	G-TB-WSU-3036WW	\$246

# FlexStation Work Surfaces

Basic



D x W-LEFT x W-RIGHT x D

24 x 36 x 36 x 24"  
 24 x 42 x 42 x 24"  
 24 x 48 x 48 x 24"  
 30 x 42 x 42 x 30"  
 30 x 48 x 48 x 30"

Item Number

G-TB-WCS-2436WW  
 G-TB-WCS-2442WW  
 G-TB-WCS-2448WW  
 G-TB-WCS-3042WW  
 G-TB-WCS-3048WW

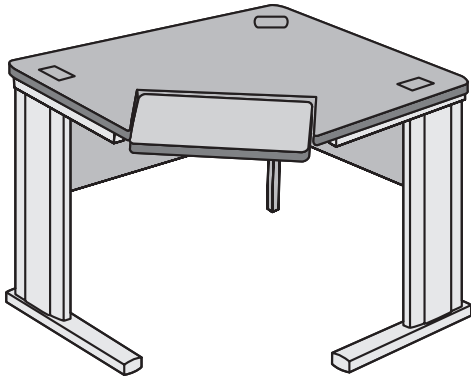
Price

\$302  
 \$316  
 \$342  
 \$321  
 \$347

## WCS

### Stand Alone Corner Work Surface

- Corner support leg is 7/8" sq. tubular steel
- Front edge dimension is 17" on 24 x 36" and 30 x 42"; 25 1/2" on 24 x 42" and 30 x 48"; 34" on 24 x 48"
- Not available with both (TB) transitional legs
- Specify left transition, right transition, or standard legs (guidelines on general information page 65)



D x W-LEFT x W-RIGHT x D

24 x 42 x 42 x 24"  
 24 x 48 x 48 x 24"  
 30 x 48 x 48 x 30"

Item Number

G-TB-WCSK-2442WW  
 G-TB-WCSK-2448WW  
 G-TB-WCSK-3048WW

Price

\$368  
 \$394  
 \$400

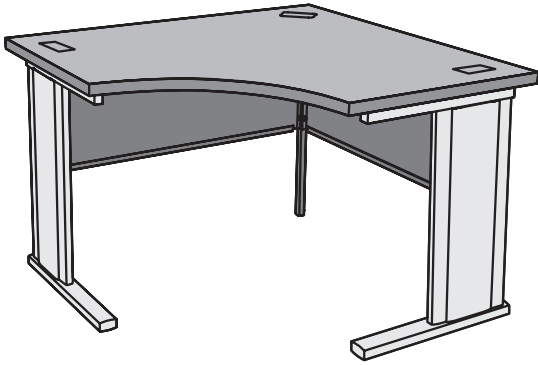
## WCSK

### Stand Alone Corner Work Surface with Keyboard Pad

- Keyboard pad: 10" x 24"; 3" height adjustments: 1" forward extension adjustment: 15° maximum downward tilt
- Corner support leg is 7/8" square tubular steel
- Not available with both (TB)transitional legs
- Specify left transition, right transition, or standard legs (guidelines on general information page 65)

# FlexStation Work Surfaces

## Basic



### D x W-LEFT x W-RIGHT x D

24 x 36 x 36 x 24"
24 x 42 x 42 x 24"
24 x 48 x 48 x 24"
30 x 42 x 42 x 30"
30 x 48 x 48 x 30"

### Item Number

G-TB-WCC-243624WW
G-TB-WCC-244224WW
G-TB-WCC-244824WW
G-TB-WCC-304230WW
G-TB-WCC-304830WW

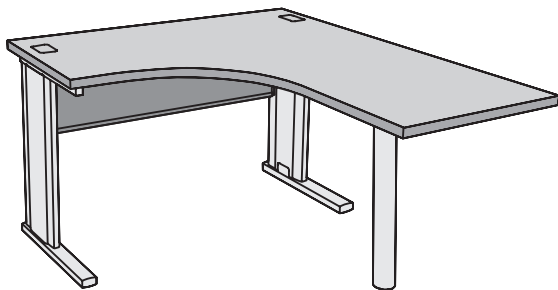
### Price

\$302
\$316
\$342
\$321
\$347

## WCC

### Stand Alone Corner Curvilinear Work Surface

- Front edge is curved
- Corner support leg is 7/8" sq. tubular steel
- Not available with both (TB) transitional legs
- Front edge is 17" on 24x36" and 30x42", 25 1/2" on 24x42" and 30x48", 34" on 24x48"
- Specify left transition, right transition, or standard legs (guidelines on general information page 65)



### D x W x D

24 x 48 x 60"
24 x 48 x 66"
24 x 48 x 72"
24 x 48 x 84"
30 x 48 x 66"
30 x 48 x 72"
30 x 48 x 84"

### Item Number

G-TB-WZSS-244860WW
G-TB-WZSS-244866WW
G-TB-WZSS-244872WW
G-TB-WZSS-244884WW
G-TB-WZSS-304866WW
G-TB-WZSS-304872WW
G-TB-WZSS-304884WW

### Price

\$320
\$328
\$335
\$350
\$333
\$341
\$355

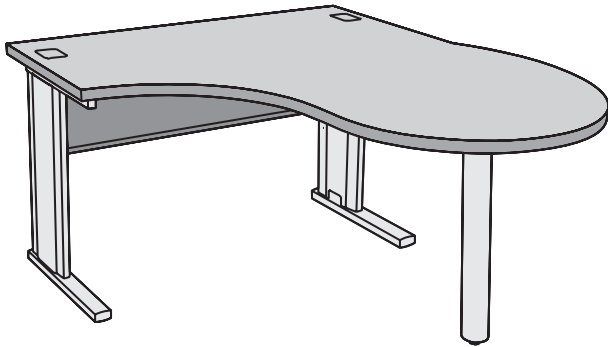
## WZSS

### Square Shoe Work Surface (Right Shown)

- Long surface is supported by 3" diameter metal support leg with adjustable glide
- Connects to either 24" or 30" work surface
- Includes two work surface grommets
- Concealed vertical wire management
- Scuff plates
- Includes modesty panel with 3" x 2" wire management port at top of modesty panel on 48" side
- Specify left transition, right transition, or standard legs (guidelines on general information page 65)

# FlexStation Work Surfaces

Basic

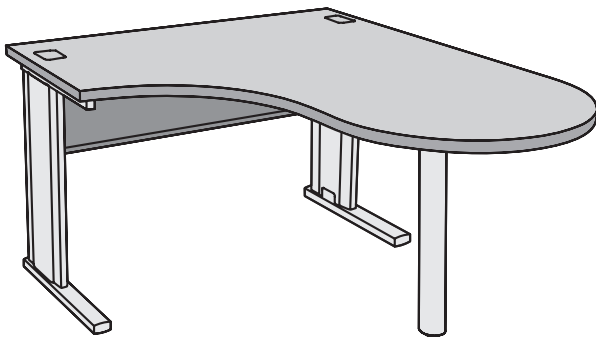


D x W x L	Item Number	Price
24 x 48 x 60"	G-TB-WZPT-244860WW	\$320
24 x 48 x 72"	G-TB-WZPT-244872WW	\$334
30 x 48 x 72"	G-TB-WZPT-304872WW	\$340

## WZPT

### "P" Shaped Peninsula Work Surface (Right Shown)

- Long surface is supported by 3" diameter metal support leg with adjustable glide
- Connects to either 24" or 30" work surface
- Includes modesty panel with 3" x 2" wire management port at top of modesty panel on 48" side
- Scuff plate
- Specify left transition, right transition, or standard legs (guidelines on general information page 65)



D x W x L	Item Number	Price
24 x 48 x 60"	G-TB-WZPP-244860WW	\$321
24 x 48 x 72"	G-TB-WZPP-244872WW	\$335
30 x 48 x 72"	G-TB-WZPP-304872WW	\$340

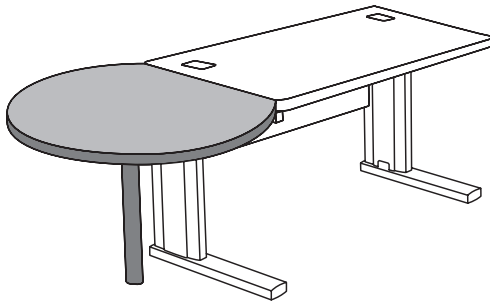
## WZPP

### Piano Peninsula Work Surface (Right Shown)

- Long surface is supported by 3" diameter metal support leg with adjustable glide
- Connects to either 24" or 30" work surface
- Includes two work surface grommets
- Concealed vertical wire management
- Includes modesty panel with 3" x 2" wire management port at top of modesty panel on 48" side
- Scuff plate
- Specify left transition, right transition, or standard legs (guidelines on general information page 65)

# FlexStation Work Surfaces

Basic & Mobile

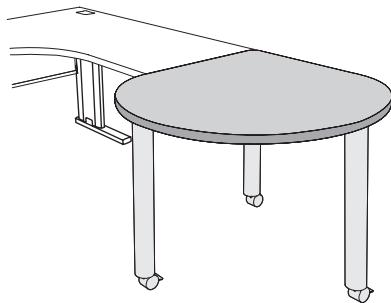


Diameter	Item Number	Price
36"	G-TB-WCE-36	\$129
42"	G-TB-WCE-42	\$141

## WCE

### Conference End Work Surface

- WCE36 has a 36" diameter and connects to 24" deep work surface
- WCE42 has a 42" diameter and connects to 30" deep work surface
- 3" diameter metal support leg with adjustable glide
- Includes splice plate
- Wireway option not available
- 29" height only with or without casters

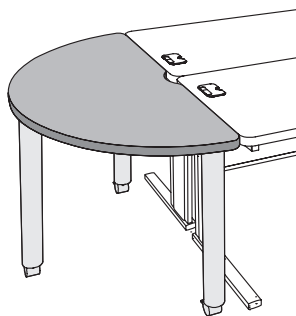


D x Diameter	Item Number	Price
24 x 40"	G-TB-WMT-2440	\$209
30 x 50"	G-TB-WMT-3050	\$231

## WMT

### Mobile Teardrop Work Surface

- Base consists of 3" diameter metal support leg with adjustable chrome-plated glide
- Connects to end of 24" or 30" work surface
- Wireway option not available



D x Diameter	Item Number	Price
24 x 48"	G-TB-WMSC-48	\$205
30 x 60"	G-TB-WMSC-60	\$220

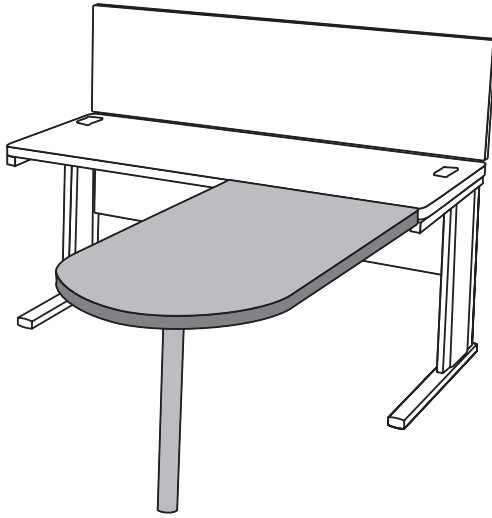
## WMSC

### Mobile Semi-Circle Work Surface

- Aligns with end of 24" or 30" work surface
- Notched in center for wire management
- Wireway option not available
- Base consists of 3" diameter metal support leg with adjustable chrome-plated glide

# FlexStation Work Surfaces

## Peninsula

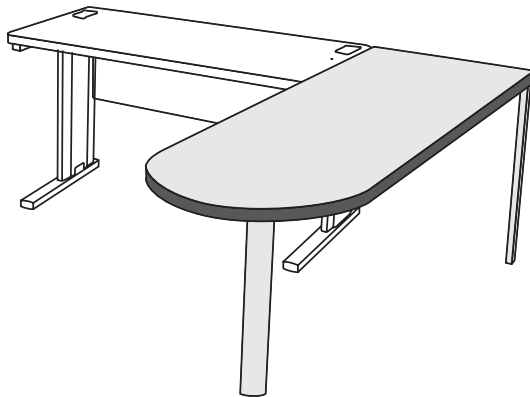


D x W	Item Number	Price
24 x 48"	G-TB-WPW-2448	\$126
24 x 60"	G-TB-WPW-2460	\$134
24 x 72"	G-TB-WPW-2472	\$142
30 x 48"	G-TB-WPW-3048	\$134
30 x 60"	G-TB-WPW-3060	\$143
30 x 72"	G-TB-WPW-3072	\$153

### WPW

#### Peninsula End Work Surface

- 3" diameter metal support leg
- Wireway option not available



D x W	Item Number	Price
24 x 48"	G-TB-WPW-2448-S	\$166
24 x 60"	G-TB-WPW-2460-S	\$174
24 x 72"	G-TB-WPW-2472-S	\$182
30 x 48"	G-TB-WPW-3048-S	\$174
30 x 60"	G-TB-WPW-3060-S	\$184
30 x 72"	G-TB-WPW-3072-S	\$193

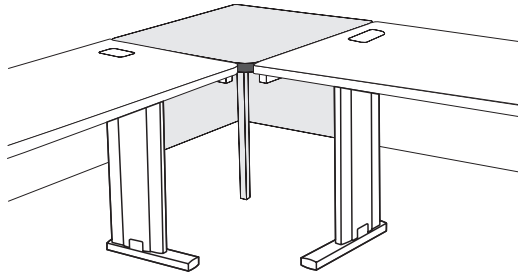
### WPW

#### Peninsula Side Mount Work Surface

- 3" diameter metal support leg
- When specifying peninsula side mount work surface a transitional leg must be ordered on the basic surface to which it will connect
- Wireway option not available
- Includes modesty panel located 1 ½" from work surface edge

# FlexStation Work Surfaces

Transitional

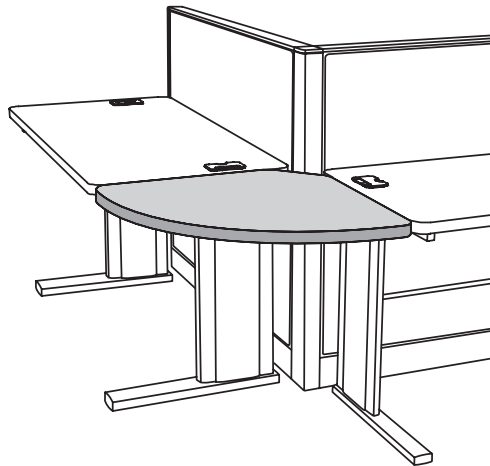


D x W	Item Number	Price
24 x 24"	G-TB-WST-2424WW	\$163
24 x 30"	G-TB-WRT-2430WW	\$169
30 x 24"	G-TB-WRT-3024WW	\$169
30 x 30"	G-TB-WST-3030WW	\$175

## WST & WRT

### Transitional Surface

- Full wrap modesty panel included
- For use with fixed height workstations only
- Corner support leg is  $\frac{7}{8}$ " square tubular steel
- Two splice plates provided
- Wireway option connects to existing openings at top of modesty panel with metal channel



D x W	Item Number	Price
24 x 24"	G-TB-WQR-24	\$72
30 x 30"	G-TB-WQR-30	\$81

## WQR

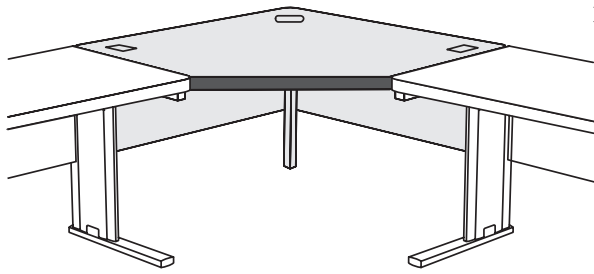
### Quarter Round Transitional Surface

- Two splice plates provided
- For use with fixed height workstations only
- For use as conferencing corner
- Wireway option not available
- Modesty panel not available
- 24" surface has radius of  $26\frac{2}{3}$ " and 30" surface has a radius of 35"



# FlexStation Work Surfaces

## Transitional

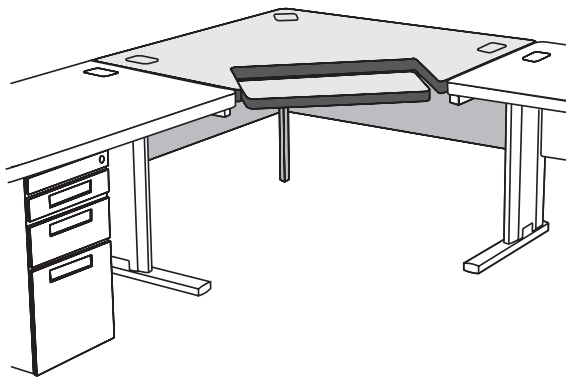


D x W-Left x W - Right x D	Item Number	Price
24 x 36 x 36 x 24"	G-TB-WCT-2436WW	\$199
24 x 42 x 42 x 24"	G-TB-WCT-2442WW	\$224
24 x 48 x 48 x 24"	G-TB-WCT-2448WW	\$242
30 x 42 x 42 x 30"	G-TB-WCT-3042WW	\$224
30 x 48 x 48 x 30"	G-TB-WCT-3048WW	\$242

### WCT

#### Corner Transitional Surface

- For use with fixed height workstations only
- Corner support leg is 7/8" sq. tubular steel
- Front edge dimension is 17" on 24 x 36" and 30 x 42"; 25 1/2" on 24 x 42" and 30 x 48"; 34" on 24 x 48"
- Full wrap modesty panel included



D x W-Left x W - Right x D	Item Number	Price
24 x 42 x 42 x 24"	G-TB-WCTK-2442CW	\$295
24 x 48 x 48 x 24"	G-TB-WCTK-2448CW	\$319
30 x 48 x 48 x 30"	G-TB-WCTK-3048CW	\$319

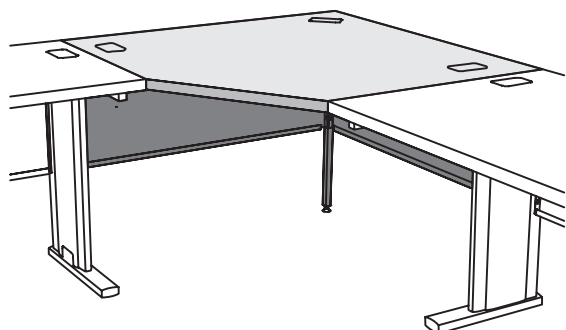
### WCTK

#### Corner Transitional Surface with Keyboard Pad

- Keyboard pad: 10" x 24"; 3" height adjustments: 1" forward extension adjustment: 15° maximum downward tilt
- For use with fixed height workstations only
- Corner support leg is 7/8" sq. tubular steel
- Full wrap modesty panel included

# FlexStation Work Surfaces

## Transitional



D x W-Left x W - Right x D

24 x 42 x 42 x 30"  
 24 x 48 x 48 x 30"  
 30 x 42 x 42 x 24"  
 30 x 48 x 48 x 24"

Item Number

G-TB-WCT-244230WW  
 G-TB-WCT-244830WW  
 G-TB-WCT-304224WW  
 G-TB-WCT-304824WW

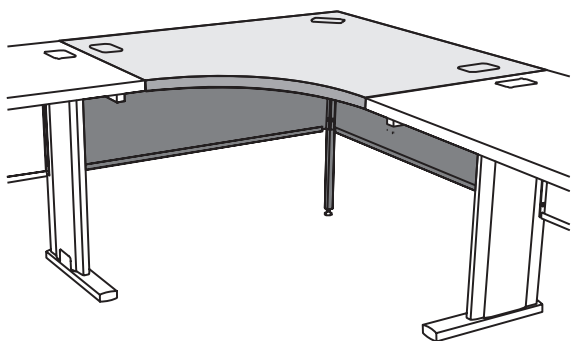
Price

\$224  
 \$242  
 \$224  
 \$242

### WCT

#### Corner Transitional Reduction Surface

- For use with fixed height workstations only
- Corner support leg is 7/8" sq. tubular steel
- Used to join 24" and 30" deep work surfaces in corner
- Full wrap modesty panel included



D x W-Left x W - Right x D

24 x 36 x 36 x 24"  
 24 x 42 x 42 x 24"  
 24 x 48 x 48 x 24"  
 30 x 42 x 42 x 30"  
 30 x 48 x 48 x 30"

Item Number

G-TB-WCCT-2436WW  
 G-TB-WCCT-2442WW  
 G-TB-WCCT-2448WW  
 G-TB-WCCT-3042WW  
 G-TB-WCCT-3048WW

Price

\$199  
 \$224  
 \$241  
 \$224  
 \$242

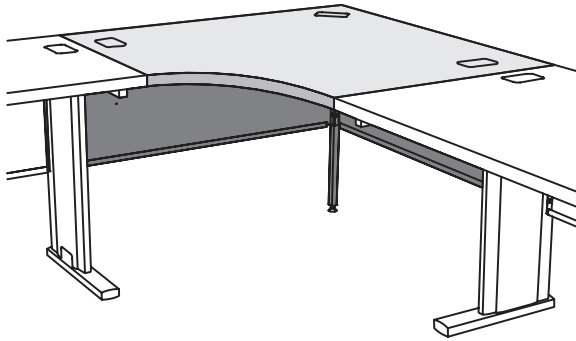
### WCCT

#### Corner Curvilinear Transitional Surface

- For use with fixed height workstations only
- Corner support leg is 7/8" sq. tubular steel
- Curved front surface
- Full wrap modesty panel included

# FlexStation Work Surfaces

Transitional



D x W-Left x W - Right x D

24 x 42 x 42 x 30"  
 24 x 48 x 48 x 30"  
 30 x 42 x 42 x 24"  
 30 x 48 x 48 x 24"

Item Number

G-TB-WCCT-244230WW  
 G-TB-WCCT-244830WW  
 G-TB-WCCT-304224WW  
 G-TB-WCCT-304824WW

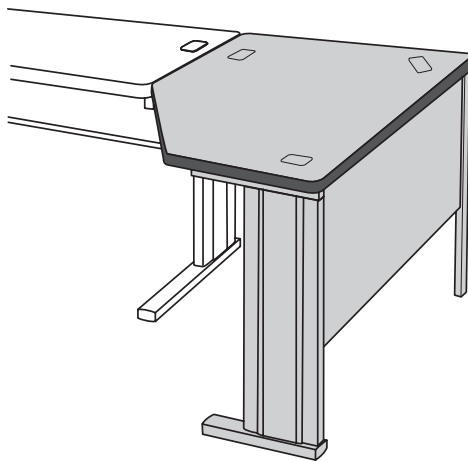
Price

\$224  
 \$242  
 \$224  
 \$242

## WCCT

### Corner Curvilinear Transitional Reduction Surface

- For use with fixed height workstations only
- Corner support leg is 7/8" sq. tubular steel
- Used to join 24" and 30" work surfaces in corner
- Curved front surface
- Full wrap modesty panel included



D x W-Left x W - Right x D

24 x 36 x 36 x 24"  
 24 x 42 x 42 x 24"  
 24 x 48 x 48 x 24"  
 30 x 42 x 42 x 30"  
 30 x 48 x 48 x 30"

Item Number

G-TB-WER-2436WW  
 G-TB-WER-2442WW  
 G-TB-WER-2448WW  
 G-TB-WER-3042WW  
 G-TB-WER-3048WW

Price

\$250  
 \$270  
 \$289  
 \$270  
 \$293

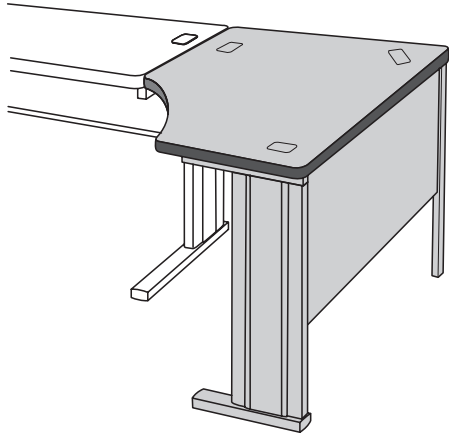
## WER

### End-of-Run Corner Surface

- For use with fixed height workstations only
- Corner support leg is 7/8" square tubular steel
- Full wrap modesty panel included

# FlexStation Work Surfaces

Transitional



D x W-Left x W - Right x D

24 x 36 x 36 x 24"

24 x 42 x 42 x 24"

24 x 48 x 48 x 24"

30 x 42 x 42 x 30"

30 x 48 x 48 x 30"

Item Number

G-TB-WCCE-2436WW

G-TB-WCCE-2442WW

G-TB-WCCE-2448WW

G-TB-WCCE-3042WW

G-TB-WCCE-3048WW

Price

\$250

\$270

\$289

\$270

\$288

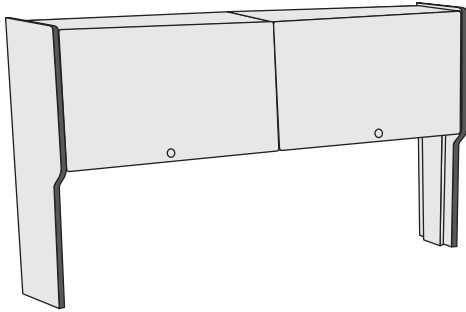
## WCCE

### End-of-Run Curvilinear Surface

- For use with fixed height workstations only
- Corner support leg is  $\frac{7}{8}$ " square tubular steel
- Full wrap modesty panel included

# FlexStation

## Overhead



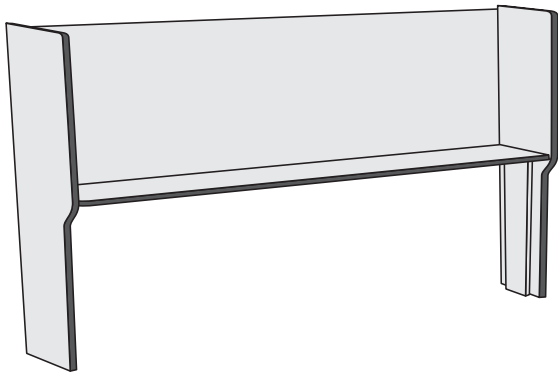
WOC

Door W	Item Number	Price
30" Single Door	G-TB-WOC-30	\$266
36" Single Door	G-TB-WOC-36	\$277
42" Single Door	G-TB-WOC-42	\$287
48" Single Door	G-TB-WOC-48	\$301
Two 27" Doors	G-TB-WOC-54	\$371
Two 30" Doors	G-TB-WOC-60	\$392
Two 36" Doors	G-TB-WOC-72	\$427

### Overhead Cabinet

- Enamel finish on metal parts
- Cabinet doors have laminated surface with PVC edge
- Concealed vertical wire management
- Secured to steel legs by concealed mounting brackets
- Field installable to compatible FlexStation® work surfaces
- Key-different (standard) or key-alike (optional) to match other overheads and/or pedestals (Specify) which items need to be key-alike on order.
- For use with fixed height workstations only
- Overhead allows for 18 ½" clearance above work surface
- Overall height is 34 ¼"
- Depth is 14.5"
- Cannot be mounted on tables with casters
- Select size of overhead. Length of overhead must be identical to length of work surface
- 54", 60", 66" and 72" overheads consist of two doors

(see page 150 for color options and page 151 for laminate options)



WOS

W	Item Number	Price
30"	G-TB-WOS-30	\$181
36"	G-TB-WOS-36	\$187
42"	G-TB-WOS-42	\$193
48"	G-TB-WOS-48	\$199
54"	G-TB-WOS-54	\$203
60"	G-TB-WOS-60	\$207
72"	G-TB-WOS-72	\$216

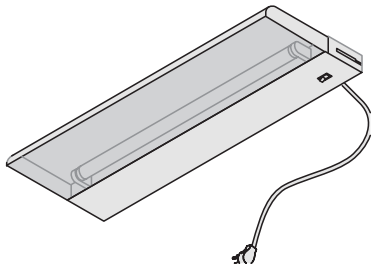
### Open Shelf

- Enamel finish on metal parts
- Concealed vertical wire management
- Secured to steel legs by concealed mounting brackets
- Field installable to compatible FlexStation® work surfaces
- For use with fixed height workstations only
- Overhead allows for 18 ½" clearance above work surface
- Overall height is 34 ¼"
- Depth is 14.5"
- Cannot be mounted on tables with casters
- Select size of overhead. Length of overhead must be identical to length of work surface

(see page 150 for color options and page 151 for laminate options)

# FlexStation

## Task Light & CPU Sling

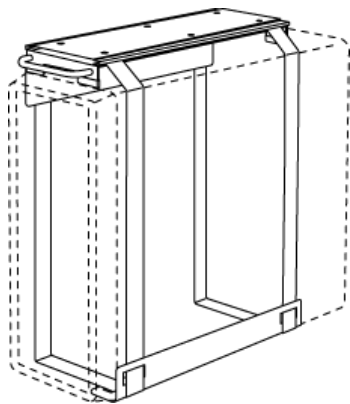


W	Cabinet Width	Item Number	Price
24"	30" to 36"	G-TB-TLT5-24	\$41
36"	42" to 48"	G-TB-TLT5-36	\$47
48"	54" to 60"	G-TB-TLT5-48	\$52

### TLT5

#### Universal Overhead Task Light

- Electronic ballast
- Black only
- Includes mounting brackets
- Light has an 8' cord



W x D	Item Number	Price
5 3/8 x 18"	G-TB-CPU.SLING	\$78

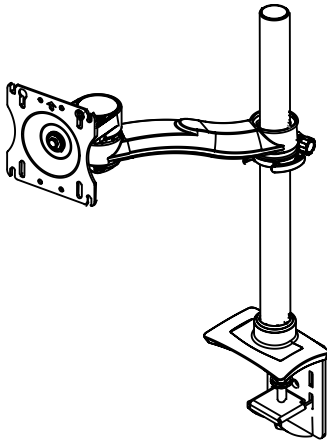
### CPU.SLING

#### Easy Cinch CPU holder

- Strap tensioning device
- Internal ratchet system provides tension to the straps
- 5 1/2" of travel and swivels 360 degrees
- Maximum weight capacity 75 lbs.
- Available only in 30" deep work surfaces
- Cannot be used on adjustable work surfaces

# FlexStation

## Monitor Arms

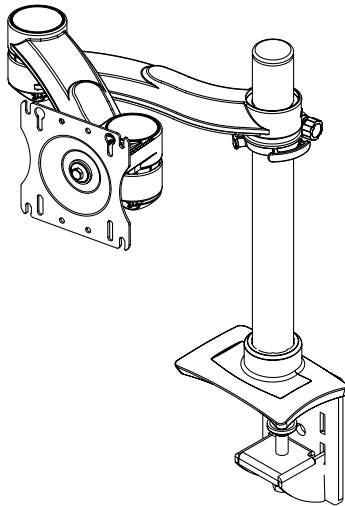


Item Number	Price
G-MPW-KOCSEM.1	\$113

### KOCSEM.1

#### Single Screen Single Extension

- 180 degree tilt
- 180 degree swing side to side
- 360 degree rotation
- Spring assisted height adjustment
- Pole Adjustment of 13"
- Arm and base are black, pole is chrome



Item Number	Price
G-MPW-KOCDEM.1	\$166

### KOCDEM.1 Extension

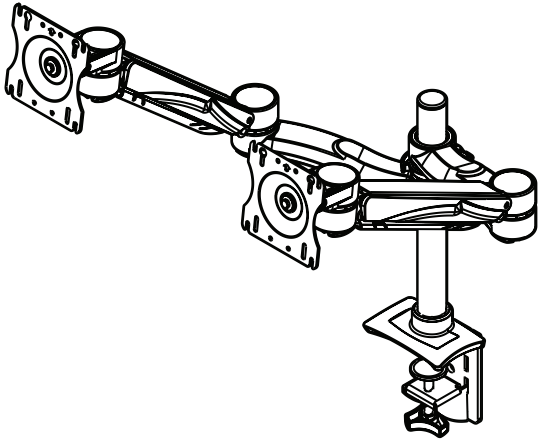
#### Single Screen Double Extension

- 180 degree tilt
- 180 degree swing side to side
- 360 degree rotation
- Spring assisted height adjustment
- Pole Adjustment of 13"
- Arm and base are black, pole is chrome



# FlexStation

## Monitor Arms




Item Number	Price
G-MPW-KOCDEM.2	\$292

### KOCDEM.2

#### Dual Screen Double Extension

- 180 degree tilt
- 180 degree swing side to side
- 360 degree rotation
- Spring assisted height adjustment
- Pole Adjustment of 13"
- Arm and base are black, pole is chrome

Item Number	Price
G-MPW-KOCBM.3	\$225



### KOCBM.3

#### Triple Screen Beam-Mount

- Pole height adjustable
- Tilt adjustable
- Arm and base are black, pole is chrome



# How to Order FlexStation

Crank Sit/Stand Height Adjustable custom options

Item Number \_\_\_\_\_  
Laminate (page 151) \_\_\_\_\_  
T-Molding Color (see below) \_\_\_\_\_  
Frame Color (page 68) \_\_\_\_\_

Electric Height Adjustable custom options


Item Number \_\_\_\_\_  
Laminate (page 151) \_\_\_\_\_  
Frame Color (page 68) \_\_\_\_\_  
Edge Selection  
    T-Molding Color (see below) \_\_\_\_\_  
    or  
    Edge Profile (page 153) \_\_\_\_\_  
    Stain (page 155) \_\_\_\_\_

Basic Work Surface, Adjustable Keyboard Pad Work Surface, Curvilinear Work Surface, Stand-Up Work Surface, Stand Alone Corner Work Surface, Stand Alone Corner Work Surface with Keyboard Pad, Stand Alone Curvilinear Work Surface, Square Shoe Work Surface, "P" Shaped Peninsula Work Surface, Piano Peninsula Work Surface, Conference End Work Surface, Mobile Teardrop Work Surface, Mobile Semi-Circle Work Surface, Peninsula End Work Surface and Peninsula Side Mount Work Surface custom options

Item Number \_\_\_\_\_  
Laminate (page 151) \_\_\_\_\_  
T-Molding Color (see below) \_\_\_\_\_  
Frame Color (page 150) \_\_\_\_\_  
Transitional Leg (guideline page 65) \_\_\_\_\_

Transitional Surface, Quarter Round Transitional Surface, Corner Transitional Surface, Corner Transitional Surface with Keyboard Pad, Corner Transitional Reduction Surface, Corner Curvilinear Transitional Surface, Corner Curvilinear Transitional Reduction Surface, End-of-Run Corner Surface, End-of-Run Curvilinear Surface, Overhead Cabinet and Open Shelf custom options

Item Number \_\_\_\_\_  
Laminate (page 151) \_\_\_\_\_  
T-Molding Color (see below) \_\_\_\_\_  
Frame Color (page 150) \_\_\_\_\_



WG Warm Grey



BL Black



SA Sand



GR Blue Grey



# Preconfigured Lateral Files

## GENERAL INFORMATION

Our lateral files are designed on a 1 ½" module to provide an unparalleled degree of internal flexibility. Interior components are available 1 ½", 3", 6", 7½", 9", 10 ½", 12", 13 ½" and 15" high. These components are designed to efficiently accommodate virtually any filing and storage requirement.

### Preconfigured Units

To simplify the specification process, we offer preconfigured files in the most popular sizes with the most popular internal components. These units are assembled using standard components. Lateral files can be field-retrofitted and updated by specifying componentry from the Custom-Built section of this price list.

### Height

Lateral files are available in 40 standard heights. Heights include ⅛" allowance for leveling glides fully recessed.

### Depth

All lateral files are 18" deep.

### Width

Lateral files are available in three standard widths: 30", 36" and 42".

### Drawer Dimensions

Refer to the illustrations on next page for the range of drawer sizes and the height clearance of each.

### Model Numbering System

Each character in the basic model number corresponds to a specific unit feature.

## CONSTRUCTION AND STANDARD FEATURES

### Basic Shell

The shell is common to lateral file units. Uprights punched to accept interior components on 1 ½" centers. Uprights and top and bottom reinforcements are welded into rigid "boxframe". Constructed of 18 and 20-gauge steel. Seamless back and top with reinforced corners.

Illustrated shell heights include 1/8" for adjustable glide in recessed position.

### Doors/Drawers

Drawer fronts, 20-gauge steel with full-width flush inset pull and label holder. Fronts are screw-mounted to roll-out shelves to build drawers. Roll-out shelf body, 20-gauge steel slotted on 1" or 1 ½" centers to accept dividers. Leading edge

formed to provide pull; center section offset for additional strength. Shelf ends, 18-gauge steel, notched to accept hanging folder bars. Each roll-out shelf equipped with two heavy-duty, three-section, ball bearing suspensions. Components have been tested to accept loads of 125 lbs. This exceeds ANSI/BIFMA X5.2-1989 standards for lateral files.

Hinged door, 20-gauge steel, double-wall construction. Equipped with outward stop to prevent contact with adjacent cabinet and full height vertical flush inset pull.

### Shelves

Blank shelf, 22-gauge steel, formed 1" thick on front and back edges. End Tab Shelf, 22-gauge steel shelf and back, 20-gauge sides. Shelf offset along width to increase strength. Slotted on 1" increments to accept plate dividers.

Lateral files meet or exceed ANSI/BIFMA X5.2-1989 standards.

### Receding Door

20-gauge steel with full-width flush inset pull and label holder. Equipped with sound absorber. Doors have guiding mechanism fitted with nylon glides to prevent metal-to-metal contact and ensure effortless operation.

The diagrams on the following page identify various shelf and drawer combinations and related height clearances behind a receding door. The diagrams illustrate typical use. Additional interior options can be installed behind a receding door.

Note: Dimensions have been taken from the front raised edge of the roll-out shelf.

### Accessories

Plate dividers, 18-gauge steel, notched to lock into shelf.

Folder bars, 12-gauge steel, offset to maximize strength.

Suspended binder frames are constructed of 14 to 18-gauge steel. Screw-mounted to cabinet. Can be used behind 13 ½" and 15" receding doors and hinged storage cabinets.

### Adjustable Glides

Lateral files and cupboards are supplied with four adjustable glides. The glides can be adjusted from inside the cabinet using a ¼" hex socket wrench, or from outside the cabinet using a ⅞" wrench. Standard glides provide ¾" adjustment; longer glides

are also available. Overall cabinet heights include the glide in its recessed position.

### Locks

Locks are standard on all units. The lock is a high-security single-bit type. Units are standard with random keys in a range of 100 different numbers. Specific keying combinations are available. This information must be included with the order. Locks can be master keyed.

## INSTALLATION

### Caution Labels

Caution- and safety-related information is contained on a peel-off label affixed to the front of cabinet. This label is to be removed by the customer.

Caution information is also permanently affixed to the left side of the top drawer. Both labels contain important installation and loading information.

### Installation Information

Complete instructions on the proper installation and use of files are provided in each file shipped.

The instructions refer to correct methods of leveling, ganging and loading.

Counterbalance weights should be installed in all single freestanding files.

### Standard Paint Finishes

Storage products are chemically prepared prior to painting. This process enhances top coat bonding. Standard top coat finishes are primarily electrostatically applied powder and/or medium solids ALKYD baking enamel. Both the dry application powder coat and wet application enamel are fused and cured in a baking oven to provide a stain and scratch resistant surface.

All inside and outside shell and drawer front surfaces are painted with the same specified paint color.












Interior components and accessories are Dark Tone. Mechanical components are black chrome-plated.

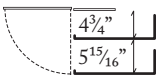
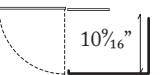
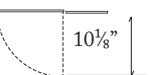
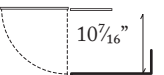
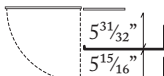
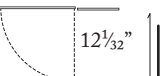
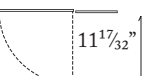
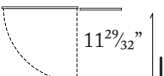
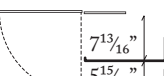
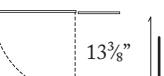
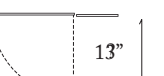

Colors shown in the current swatch card are standard and are available where specifications call for painted surfaces.

Contact CSI Sales to review Paint/Molded Plastic/Edge Swatch Card for colors. (see page 150).

# Hangin' File Configuration

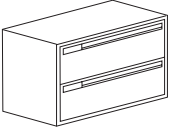
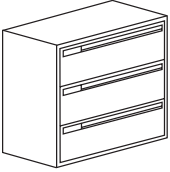
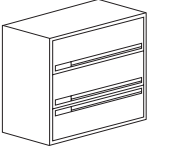
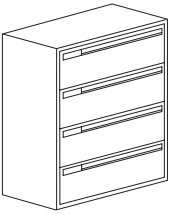
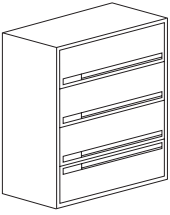
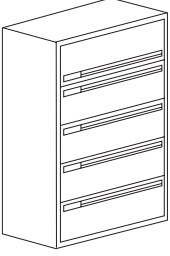
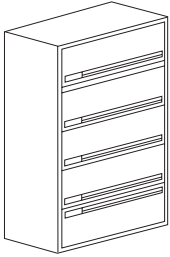
## Dimensions

		30W Cabinet	36W Cabinet	42W Cabinet
Letter	side-to-side	30 	36-FBA 	42-FBA 
Letter	front-to-back	30 	36-FBC 	42-FBD 
Legal	side-to-side	30 	36-FBA 	42-FBA 
Legal	front-to-back		36-FBB 	42-FBB 

	6" Roll-out shelf Behind Receding Door	12" Roll-out shelf Behind Receding Door	Blank Shelf Behind Receding Door	End Tab Shelf Behind Receding Door	Drawer
6"					$5\frac{23}{32}$ "
9"					$7\frac{1}{4}$ "
10 ½"					$8\frac{25}{32}$ "
12"					$10\frac{5}{16}$ "
13 ½"					$11\frac{1}{2}$ "
15"					$14\frac{9}{16}$ "

# Preconfigured Lateral Files

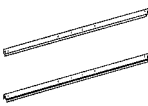


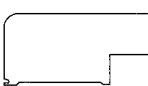

## Drawer Units

Description	Item Number	Dimensions			Weight	Price
		W	D	H		
 27" File, 2 high *Two 12" drawers with FBA folder bars	G-KF-L-30240-2D	30	18	27	120	\$411
	G-KF-L-36240-2D	36	18	27	130	\$428
	G-KF-L-42240-2D	42	18	27	150	\$460
 39 1/4" File, 3 high *Three 12" drawers with FBA folder bars	G-KF-L-30360-3D	30	18	39 1/4"	165	\$504
	G-KF-L-36360-3D	36	18	39 1/4"	180	\$528
	G-KF-L-42360-3D	42	18	39 1/4"	200	\$570
 39 1/4" File, 3 high *Two 12" receding doors/roll-out shelves with FBA folder bars *One 12" drawer with FBA folder bars	G-KF-L-30360-3R	30	18	39 1/4"	165	\$528
	G-KF-L-36360-3R	36	18	39 1/4"	180	\$547
	G-KF-L-42360-3R	42	18	39 1/4"	200	\$589
 51 1/2" File, 4 high *Four 12" drawers with FBA folder bars	G-KF-L-30480-4D	30	18	51 1/2"	215	\$554
	G-KF-L-36480-4D	36	18	51 1/2"	230	\$582
	G-KF-L-42480-4D	42	18	51 1/2"	250	\$635
 51 1/2" File, 4 high *Three 12" receding doors/roll-out shelves with FBA folder bars *One 12" drawer with FBA folder bars	G-KF-L-30480-4R	30	18	51 1/2"	215	\$591
	G-KF-L-36480-4R	36	18	51 1/2"	230	\$611
	G-KF-L-42480-4R	42	18	51 1/2"	250	\$664
 65 1/2" File, 5 high *One 12" receding door/roll-out shelf with plate dividers *One 1 1/2" tie bar *Four 12" drawers with FBA folder bars	G-KF-L-30615-5D	30	18	65 1/2"	245	\$701
	G-KF-L-36615-5D	36	18	65 1/2"	270	\$732
	G-KF-L-42615-5D	42	18	65 1/2"	305	\$795
 65 1/2" File, 5 high *One 12" receding door/roll-out shelf with plate dividers *One 1 1/2" tie bar *Three 12" receding doors/roll-out shelves with FBA folder bars *One 12" drawer with FBA folder bars	G-KF-L-30615-5R	30	18	65 1/2"	245	\$729
	G-KF-L-36615-5R	36	18	65 1/2"	270	\$752
	G-KF-L-42615-5R	42	18	65 1/2"	305	\$815

See page 150 for paint color options.

# Lateral File Cabinets

## Accessories

Description	Item Number	Filing Method	Dimensions			Weight	Price
			W	D	H		
 <p><b>Type "A" Folder Bars</b>            *Files one row legal or letter, side-to-side            *Priced per set            *Dark Tone enamel finish only            *Installs in 10 ½, 12, 13 ½, and 15 drawers and roll-out shelves</p>	G-KF-L-30FBA	Side-to-Side	30		4	\$14	
	G-KF-L-36FBA	Side-to-Side	36		4	\$15	
	G-KF-L-42FBA	Side-to-Side	42		4	\$15	
 <p><b>Type "E" Folder Bars</b>            *EDP interior for print-outs            *Files on row side-to-side            *Priced per set            *Dark Tone enamel finish only            *Installs in 13 ½ and 15 drawers and roll-out shelves            *Not for installation behind 13 ½ receding doors</p>	G-KF-L-30FBE	Side-to-Side	30		5	\$33	
	G-KF-L-36FBE	Side-to-Side	36		5	\$34	
	G-KF-L-42FBE	Side-to-Side	42		7	\$35	
 <p><b>Type "K" Folder Bars</b>            *Converts side-to-side filing to front-to-back filing            *One set (two bars) required per row of filing            *Priced per set            *Legal or letter</p>	G-KF-L-334-FBK	Front to Back			5	\$6	
 <p><b>Plate Dividers</b>            *For 12, 13 ½, and 15 roll-out shelves and drawers            *Not for use in 10 ½ drawers            *Dark Tone enamel finish only            *Priced per package of three</p>	G-KF-L-334-12DV				2.4	\$11	
 <p><b>Legal/Letter Conversion</b>            *Dark Tone enamel finish only            *To be used when filing letter size folders side-to-side</p>	G-KF-L-30LL				3	\$8	
	G-KF-L-36LL				3	\$9	
	G-KF-L-42LL				4	\$9	

# Pedestal

## GENERAL INFORMATION

Pedestals are available in sizes and drawer combinations to suit any personal storage requirement. Freestanding and mobile units are designed to fit below most work surfaces. Hanging and worksurface supporting units are sized to fit under Systems furniture. A mounting kit is provided with each unit to allow installation under other compatible workstations.

### Preconfigured Units

To simplify the specification process, we offer preconfigured pedestals in the most popular sizes with the most popular internal components. These units are assembled using standard components.

### Height

Four pedestal styles are available. Heights include 1/8" allowance for leveling glides fully recessed. Worksurface supporting: 27 7/8", Freestanding: 22 3/8", 25 1/16", Mobile: 24 5/8", 27 1/16" Hanging: 19 3/16", 22 1/8", 25 1/16".

### Depth

Products are available in three standard depths: 17 5/8", 21 5/8", and 27 5/8".

### Width

All products are 15" wide.

### Model Numbering System

Each character in the basic model number corresponds to a specific unit feature.

## CONSTRUCTION AND STANDARD FEATURES

### Basic Shell

Twenty-gauge steel body with 18 and 20-gauge steel top and box frame front and back uprights. Uprights are notched in 3" intervals for drawer for suspension mounting.

### Drawers

Fronts: Two-piece metal construction. Twenty-two gauge steel outerskin welded to 22-gauge inner liner. With full width inset pull. Drawer fronts overlap front of pedestal.

Three-inch (pencil) drawer: Single wall two-piece construction. Body 22-gauge; back 22-gauge. Operates on two-section 3/4" extension ball bearing suspension.

Six-inch (box) drawer; Single wall two-piece construction. Body 22-gauge; back 22-gauge. Operates on two-section 3/4" extension ball bearing suspension.

Twelve-inch (file) and 15" (EDP) drawer: Single wall, two-piece construction. Front liner 20-gauge; body 22 gauge. Mounted on full extension slide arm suspensions.

### Adjustable Glides

Free standing and floor supporting pedestals include four glides, adjustable from outside the cabinet.

### Counterbalance

Counterbalance weight is standard in some mobile units and is recommended in all freestanding units.

### Caster Kit

Consists of four twin-wheel hooded casters. Front two casters are locking; rear two casters are non-locking. A fifth wheel is included in some mobile units for additional stability.

### Locks

Locks are standard on all units. The lock is a high-security single-bit type. Units are standard with random keys in a range of 100 different numbers. Specific keying combinations are available. This information must be included with the order.

### Paint Finishes

Storage products are chemically etched prior to painting. This process enhances top coat bonding. Standard top coat finishes are primarily electrostatically applied powder and/or medium solids ALKYD baking enamel. Both the dry application powder coat and wet application enamel are fused and cured in a baking oven to provide a stain and scratch resistant surface.

All inside and outside shell and drawer front surfaces are painted with the same specified paint color.

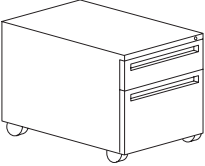
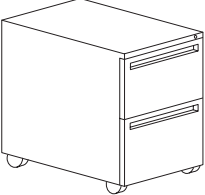
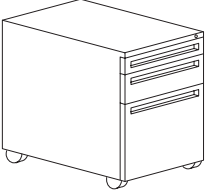

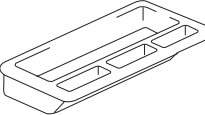
Interior components and accessories are Dark Tone. Mechanical components are black chrome-plated.

Colors shown in the current swatch card are standard and are available where specifications call for painted surfaces.

Contact CSI Sales to review Paint/Molded Plastic/Edge Swatch Card for colors. See page 150 for paint color options.

# Pedestal

## Freestanding and Mobile

Description	Item Number	Feature	Dimensions			Weight	Price
			W	D	H		
 <p><b>Two Drawer Pedestal</b>            *One 6" drawer            *One 12" file drawer            **Counterbalance weight or 5th caster included in mobile unit for stability.</p>	G-KF-P1520M-BF	Mobile	15	17 $\frac{5}{8}$	21 $\frac{3}{4}$	62	\$180
 <p><b>Two Drawer File Pedestal</b>            *Two 12" file drawers            **Counterbalance weight and 5th caster included in mobile unit for stability.            **Counterbalance weight standard with freestanding units.</p>	G-KF-P1524M-FF	Mobile	15	21 $\frac{5}{8}$	27 $\frac{9}{16}$	72	\$235
	G-KF-P1530M-FF	Mobile	15	27 $\frac{5}{8}$	27 $\frac{9}{16}$	85	\$240
	G-KF-P1524F-FF	Freestanding	15	21 $\frac{5}{8}$	25 $\frac{3}{16}$	72	\$231
	G-KF-P1530F-FF	Freestanding	15	27 $\frac{5}{8}$	25 $\frac{3}{16}$	85	\$236
 <p><b>Three Drawer File Pedestal</b>            *One 3" pencil drawer            *One 6" box drawer            *One 12" file drawer            **5th caster included in mobile unit for stability.            **Counterbalance weight standard with freestanding units.</p>	G-KF-P1524M-PBF	Mobile	15	21 $\frac{5}{8}$	24 $\frac{5}{8}$	62	\$219
	G-KF-P1530M-PBF	Mobile	15	27 $\frac{5}{8}$	24 $\frac{5}{8}$	82	\$237
	G-KF-P1524F-PBF	Freestanding	15	21 $\frac{5}{8}$	22 $\frac{1}{4}$	62	\$257
	G-KF-P1530F-PBF	Freestanding	15	27 $\frac{5}{8}$	22 $\frac{1}{4}$	82	\$261
 <p><b>Three Drawer File Pedestal</b>            *Two 6" box drawers            *One 12" file drawer            **5th caster included in mobile unit for stability.            **Counterbalance weight standard with freestanding units.</p>	G-KF-P1524M-BBF	Mobile	15	21 $\frac{5}{8}$	27 $\frac{9}{16}$	70	\$228
	G-KF-P1530M-BBF	Mobile	15	27 $\frac{5}{8}$	27 $\frac{9}{16}$	83	\$249
	G-KF-P1524F-BBF	Freestanding	15	21 $\frac{5}{8}$	25 $\frac{3}{16}$	70	\$265
	G-KF-P1530F-BBF	Freestanding	15	27 $\frac{5}{8}$	25 $\frac{3}{16}$	83	\$272
 <p><b>Pencil Tray</b>            *For 3" pencil and 6" box drawers            *Black finish only</p>	G-KF-PPT		12 $\frac{1}{8}$	4	1	.5	\$5

See page 150 for paint color options.



# Vertical Files

## GENERAL INFORMATION

Vertical files are designed in sizes to suit virtually any paper storage requirements. 11" high drawers are available in combinations of 2, 3, 4 or 5 drawers. Vertical files are available in either 15" width for letter size paper, or 18" width for legal size paper. Drawers come preconfigured with either folder bars for hanging files, or compressor followers. If both accessories are desired in one drawer, order the unit with compressor followers, and separately order one set of folder bars for each drawer.

### Preconfigured Units

To simplify the specification process, we offer preconfigured verticals in the most popular sizes with the most popular internal components. These units are assembled using standard components

### Height

Vertical files are available in four standard heights. Heights include a 1/8" allowance for leveling glides fully recessed.

### Depth

All products are nominal 30" deep models. The actual depth is 27 5/8" deep.

### Width

Cabinets are available in two standard widths: 15" and 18".

## CONSTRUCTION AND STANDARD FEATURES

### Basic Shell

The shell is a 20-gauge unit with four 18-gauge vertical uprights. The uprights are pierced to allow internal components to fit in precise positions.

### Doors/Drawers

Drawer fronts are 22-gauge fronts and 22-gauge inner surfaces spot welded together to form a 3/4" thick front. Fronts are screw mounted to roll out shelf bodies and feature a full width flush inset pull with a label holder.

The drawer body is 22-gauge formed steel that is punched to accept the option of either compressor follower mechanisms or hanging folder bars.

### Suspensions

The three piece progressive action suspension assembly allows the back of the drawer to extend clear of the front face of the cabinet. The suspension features 116 hardened steel ball bearings per suspension.

### Adjustable glides

Vertical files are supplied with two adjustable glides near the front edge of the cabinet. The glides can be adjusted from inside the cabinet using either a straight blade screwdriver or a 1/4" hex socket wrench, or outside using a 7/8" wrench. Glides provide 3/4" of adjustment.

### Locks

Locks are standard on all units. The lock is a high-security single-bit type. Units are standard with random keys in a range of 100 different numbers. Specific keying combinations are available at no additional charge. This information must be included with the order.

All locks have removable and interchangeable plugs. This feature provides for on-site custom keying. Units can be supplied with the lock plugs installed or shipped separately. To order plugs for field installation, specify "lock plugs not installed" on order. Order must specify total quantity of specific key-numbered locks.

### Interlock Mechanism

All vertical files are equipped with a unique patented interlock safety system which permits only one drawer to be opened at a time. The system is designed to reduce the risk of a stand alone unit tipping over.

### Paint Finishes

Storage products are chemically etched prior to painting. This process enhances top coat bonding. Standard top coat finishes are primarily electrostatically applied powder and/or medium solids ALKYD baking enamel. Both the dry application powder coat and wet application enamel are fused and cured in a baking oven to provide a stain and scratch resistant surface.

All inside and outside shell and drawer front surfaces are painted with the same specified paint color.

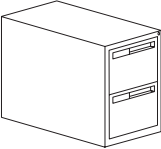

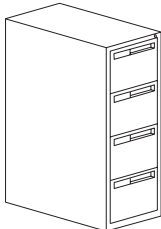

Interior components and accessories are Dark Tone. Mechanical components are black chrome-plated.

Colors shown in the current swatch card are standard and are available where specifications call for painted surfaces.

Contact CSI Sales to review Paint/Molded Plastic/Edge Swatch Card for colors. See page 150 for paint color options.

# Vertical Files

## Letter and Legal

Description	Item Number	Feature	Dimensions			Price
			W	D	H	
 <b>Two Drawer Vertical File</b> Two drawer, letter size Two drawer, legal size Two drawer, letter size Two drawer, legal size	G-KF-V1530-2DCF	Comp Followers	15	27 5/8	25 5/8	\$366
	G-KF-V1830-2DCF	Comp Followers	18	27 5/8	25 5/8	\$382
	G-KF-V1530-2DFB	Folder Bars	15	27 5/8	25 5/8	\$366
	G-KF-V1830-2DFB	Folder Bars	18	27 5/8	25 5/8	\$382
 <b>Three Drawer Vertical File</b> Three drawer, letter size Three drawer, legal size Three drawer, letter size Three drawer, legal size	G-KF-V1530-3DCF	Comp Followers	15	27 5/8	36 3/4	\$479
	G-KF-V1830-3DCF	Comp Followers	18	27 5/8	36 3/4	\$497
	G-KF-V1530-3DFB	Folder Bars	15	27 5/8	36 3/4	\$479
	G-KF-V1830-3DFB	Folder Bars	18	27 5/8	36 3/4	\$497
 <b>Four Drawer Vertical File</b> Four drawer, letter size Four drawer, legal size Four drawer, letter size Four drawer, legal size	G-KF-V1530-4DCF	Comp Followers	15	27 5/8	47 7/8	\$598
	G-KF-V1830-4DCF	Comp Followers	18	27 5/8	47 7/8	\$619
	G-KF-V1530-4DFB	Folder Bars	15	27 5/8	47 7/8	\$598
	G-KF-V1830-4DFB	Folder Bars	18	27 5/8	47 7/8	\$619
 <b>Five Drawer Vertical File</b> Five drawer, letter size Five drawer, legal size Five drawer, letter size Five drawer, legal size	G-KF-V1530-5DCF	Comp Followers	15	27 5/8	59	\$711
	G-KF-V1830-5DCF	Comp Followers	18	27 5/8	59	\$742
	G-KF-V1530-5DFB	Folder Bars	15	27 5/8	59	\$711
	G-KF-V1830-5DFB	Folder Bars	18	27 5/8	59	\$742

# Bookcases

## GENERAL INFORMATION

Bookcases have been designed to optimally store standard three-ring binders on all shelves. Shelves are adjustable on 1" increments to accommodate other media storage needs.

The units described on the following pages are to suit the most common storage requirements.

### Model Numbering System

Each character in the basic model number corresponds to a specific unit feature.

## CONSTRUCTION AND STANDARD FEATURES

### Basic Shell

Shells are unique to bookcases, featuring a flush inner liner. The liner is punched to accept shelf brackets on 1" increments, starting approximately 8" from the bottom of the cabinet and terminating approximately 8" from the top of the cabinet. The liners, top and bottom reinforcements are welded into a rigid box frame. The shell is constructed from 18- and 20-gauge steel, with multiple strategically located offsets to maximize strength. The back is seamless. All corners are reinforced. Illustrated shell heights include 1/8" for adjustable glide in recessed position.

### Shelves

Shelves are constructed using 22-gauge steel, formed 3/4" thick on the leading and trailing edges to enhance strength.

### Adjustable Glides

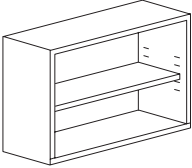
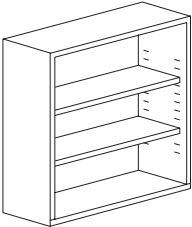
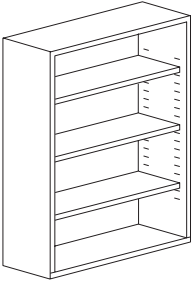
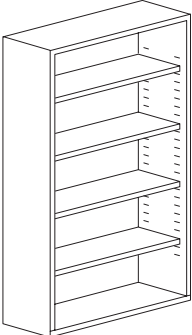
Bookcases are supplied with four adjustable glides. The glides can be adjusted from inside the bookcase using a 1/4" hex socket wrench, or from outside the bookcase using a 7/8" wrench. Standard glides provide 3/4" adjustment; longer glides are also available. Overall bookcase heights include the glide in its recessed position.

### Paint Finishes

Storage products are chemically prepared prior to painting. This process enhances top coat bonding. Standard top coat finishes are primarily electrostatically applied powder and/or medium solids ALKYD baking enamel. Both the dry application powder coat and wet application enamel are fused and cured in a baking oven to provide a stain and scratch resistant surface. All inside and outside shell and shelf surfaces are painted with the same specified paint color. Colors shown in the current swatch card are standard and are available where specifications call for painted surfaces.

Contact CSI Sales to review Paint/Molded Plastic/Edge Swatch Card for colors. See page 150 for paint color options.

# Bookcases

Description	Item Number	Dimensions			Price
		W	D	H	
 <p><b>28 <sup>15</sup>/<sub>32</sub>" High</b> *One adjustable shelf</p>	G-KF-B30255-12	30	12	28 <sup>15</sup> / <sub>32</sub>	\$217
	G-KF-B36255-12	36	12	28 <sup>15</sup> / <sub>32</sub>	\$223
 <p><b>42 <sup>5</sup>/<sub>16</sub>" High</b> *Two adjustable shelves</p>	G-KF-B30390-12	30	12	42 <sup>5</sup> / <sub>16</sub>	\$279
	G-KF-B36390-12	36	12	42 <sup>5</sup> / <sub>16</sub>	\$289
 <p><b>54 <sup>9</sup>/<sub>16</sub>" High</b> *Three adjustable shelves</p>	G-KF-B30510-12	30	12	54 <sup>9</sup> / <sub>16</sub>	\$337
	G-KF-B36510-12	36	12	54 <sup>9</sup> / <sub>16</sub>	\$348
 <p><b>66 <sup>13</sup>/<sub>16</sub>" High</b> *Four adjustable shelves</p>	G-KF-B30630-12	30	12	66 <sup>13</sup> / <sub>16</sub>	\$393
	G-KF-B36630-12	36	12	66 <sup>13</sup> / <sub>16</sub>	\$407

See page 150 for paint color options.

# Vini Filing Cabinets

## GENERAL INFORMATION

Vini® is an active and accessible storage collection designed to augment systems offerings and provide more relevant and cost-effective workstations for applications within vertical markets.

The Vini® collection includes lateral files, freestanding, and mobile pedestals. Nominal and actual dimensions are listed with each item to the nearest 1/16". All Vini storage models meet or exceed ANSI/BIFMA X5.9-2012 standards.

## CONSTRUCTION AND STANDARD FEATURES

All Vini® storage units are constructed of steel. Box and file drawers feature smooth riding, ball-bearing slides. Box drawers feature a three-quarter travel. File drawers feature a full extension. Units feature ADA-compliant nickel-plated loop pulls.

### Glides

Freestanding pedestals feature non-adjustable glides which allow units to match the height of mobile units.

### Locks

Locks are standard on all units. The lock is a high security, single bit type. Units are standard with random keys in a range of 100 different numbers. Specific keying combinations are available at no additional charge. This information must be included

with the order. Locks can be master keyed.

All locks have removable and interchangeable cores. This feature provides for onsite custom keying. Locks can be supplied with the cores installed or shipped separately. To order cores for field installation, specify "lock cores not installed" on order.

Order must specify total quantity of specific key-numbered locks.

Example: 30 Cores

3 keyed alike

10 keyed alike

17 keyed alike

### Paint

All inside and outside shell and front surfaces are electrostatically powder coated. All interior drawer bodies are painted black. Colors are listed in the Color Addendum.

### Lateral Files

Lateral files are offered with 12" drawers and receding doors, in three widths: 30", 36", and 42". Refer to pricelist for standard configurations. Uprights and top and bottom reinforcements are welded into rigid boxframe. Seamless back and top feature reinforced corners.

### Lateral File Adjustable Glides

Lateral files are supplied with four adjustable glides. The glides can be adjusted from inside the cabinet using a 1/4" hex socket wrench, or from outside the cabinet using a 7/8" wrench. Standard glides provide 3/4" adjustment. Overall cabinet heights include the glide

in its recessed position.

### Pedestals

Mobile and freestanding units are offered in box/box/file and file/file drawer configurations. Mobile units are also available in a box/file configuration. Pedestals are shipped for front-to-back letter-sized filing. Pencil tray, if desired, is specified separately. A counterbalance weight is included in file/file mobile and freestanding units for stability.

Colors shown in the current swatch card are standard and are available where specifications call for painted surfaces.

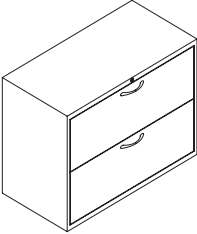
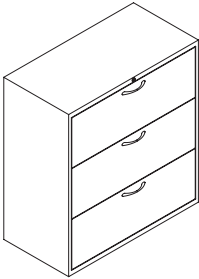
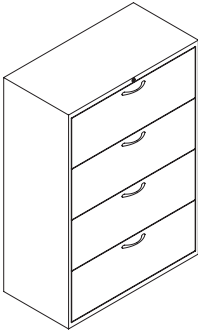
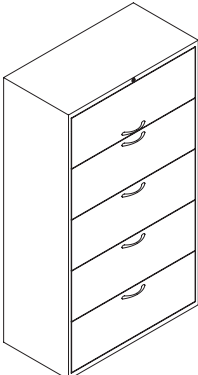
Contact CSI Sales to review Paint/Molded Plastic/Edge Swatch Card for colors. Color Options: (see color swatches in catalog or on swatch card)

### Color Options:

Black BL	Blue Grey GR
Cayenne CY	Chocolate CT
Cool Grey CG	Cottonwood CO
Flannel FN	Light Tone LG
Mardi Gras MG	Nemo NE
Nordic ND	Purple Haze PH
Rubber Ducky RK	Sand SA
Splash SH	Surf's Up SP
Ultra Blue UB	Warm Grey WG
Wet Sand WS	Zesty Lime ZL
Misty Brown MY	
Bronze Metallic ZM	
Champagne Metallic CM	
Espresso Metallic EX	
Starlight Silver Metallic SX	

See page 150 for paint color options.


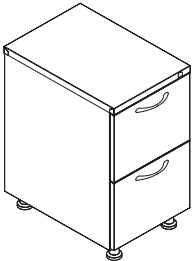
# Vini Lateral

Description	Item Number	Dimensions			Weight	Price
		W	D	H		
 <p>27" File, 2 High</p> <ul style="list-style-type: none"> <li>• Two 12" drawers with side by side hanging folder bars</li> <li>• Counterbalance Included</li> </ul>	G-KF-V302D	30	18	27	110	\$377
	G-KF-V362D	36	18	27	120	\$389
	G-KF-V422D	42	18	27	130	\$411
 <p>39 1/4" File, 3 High</p> <ul style="list-style-type: none"> <li>• Three 12" drawers with side by side hanging folder bars</li> <li>• Counterbalance Included</li> </ul>	G-KF-V303D	30	18	39 1/4	140	\$457
	G-KF-V363D	36	18	39 1/4	155	\$473
	G-KF-V423D	42	18	39 1/4	170	\$503
 <p>51 1/2" File, 4 High</p> <ul style="list-style-type: none"> <li>• Four 12" drawers with side by side hanging folder bars</li> <li>• Counterbalance Included</li> </ul>	G-KF-V304D	30	18	51 1/2	180	\$535
	G-KF-V364D	36	18	51 1/2	200	\$555
	G-KF-V424D	42	18	51 1/2	220	\$594
 <p>63 3/4" File, 5 High</p> <ul style="list-style-type: none"> <li>• One receding door with rollout shelf and 3 plate dividers</li> <li>• Four 12" drawers with side by side hanging folder bars</li> <li>• Counterbalance Included</li> </ul>	G-KF-V305RD	30	18	63 3/4	230	\$658
	G-KF-V365RD	36	18	63 3/4	250	\$685
	G-KF-V425RD	42	18	63 3/4	270	\$731

See page 150 for paint color options.

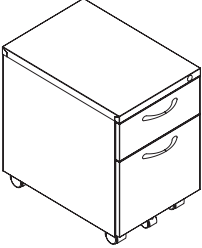
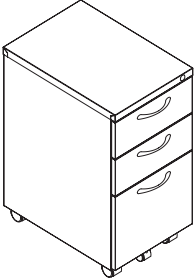
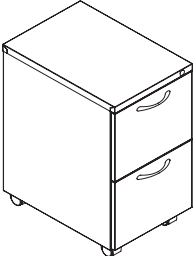
# Vini Pedestal

## Freestanding

Description	Item Number	Dimensions			Weight	Price
		W	D	H		
 <p>Pedestal - BBF</p> <ul style="list-style-type: none"> <li>• Features 2 5/8" non-adjustable glides</li> <li>• Two 6" box drawers</li> <li>• One 12" File drawer</li> <li>• Center Caster for stability</li> </ul>	G-KF-VP1520F-BBF	15	17 5/8	27 5/8	49	\$176
	G-KF-VP1524F-BBF	15	21 5/8	27 5/8	51	\$189
 <p>Pedestal - FF</p> <ul style="list-style-type: none"> <li>• Features 2 5/8" non-adjustable glides</li> <li>• Two 12" box drawers</li> <li>• Counterbalance Included</li> </ul>	G-KF-VP1520F-FF	15	17 5/8	27 5/8	79	\$174
	G-KF-VP1524F-FF	15	21 5/8	27 5/8	71	\$179

# Vini Pedestal

## Mobile

Description	Item Number	Dimensions			Weight	Price
		W	D	H		
 <p>Pedestal - MBF</p> <ul style="list-style-type: none"> <li>• One 6" box drawer</li> <li>• One 12" File drawer</li> <li>• Center Caster for stability</li> </ul>	G-KF-VP1520M-BF	15	17 <sup>5</sup> / <sub>8</sub>	21 <sup>3</sup> / <sub>4</sub>	38	\$143
	G-KF-VP1524M-BF	15	21 <sup>5</sup> / <sub>8</sub>	21 <sup>3</sup> / <sub>4</sub>	42	\$150
 <p>Pedestal - BBF</p> <ul style="list-style-type: none"> <li>• Two 6" box drawers</li> <li>• One 12" File drawer</li> <li>• Center Caster for stability</li> </ul>	G-KF-VP1520M-BBF	15	17 <sup>5</sup> / <sub>8</sub>	27 <sup>5</sup> / <sub>8</sub>	49	\$167
	G-KF-VP1524M-BBF	15	21 <sup>5</sup> / <sub>8</sub>	27 <sup>5</sup> / <sub>8</sub>	51	\$174
 <p>Pedestal - FF</p> <ul style="list-style-type: none"> <li>• Two 12" File drawers</li> <li>• Counterbalance Included</li> </ul>	G-KF-VP1520M-FF	15	17 <sup>5</sup> / <sub>8</sub>	27 <sup>5</sup> / <sub>8</sub>	79	\$178
	G-KF-VP1524M-FF	15	21 <sup>5</sup> / <sub>8</sub>	27 <sup>5</sup> / <sub>8</sub>	71	\$183

See page 150 for paint color options.



# *How to Order* **Filing Cabinet**

---

Preconfigured Lateral Files, Freestanding Pedestal, Mobile Pedestal, Vertical Letter Files, Vertical Legal Files, Bookcases and Vini Filing Cabinets custom options

Item Number \_\_\_\_\_

Paint Color (page 150) \_\_\_\_\_



## *Metal Bench*

---

CSI's metal benches are perfect for a variety of outdoor seating uses and are available in sizes from 2' to 8' in length. These metal benches are constructed out of a 10 gauge steel top and steel tubing frame and are finished with a premium powder coating that is exceptionally durable and hard-wearing.

<b>Item Number</b>	<b>Description</b>	<b>Price</b>
G-CR-944	24"W x 19"D x 16"H	\$262
G-CR-945	48"W x 19"D x 16"H	\$310
G-CR-946	72"W x 19"D x 16"H	\$373
G-CR-947	96"W x 19"D x 16"H	\$432



## *Bicycle Rack*

---

This rack is perfect for parks, schools or any other area frequented by cyclists. Constructed from 2" x 1" steel tubing for the legs. Vertical Bars are made of 1/2" steel rods. Holes drilled in the feet may be used to bolt rack to the ground. Dimensions: 36" D x 61" W x 31" H. Finished with a high quality outdoor rated enamel coating that is exceptionally durable and hard-wearing.

<b>Item Number</b>	<b>Description</b>	<b>Price</b>
G-OTH-900L	Bicycle Rack	\$340



## *CSI Picnic Tables*

CSI's wooden picnic tables are made of Alkaline Copper Quaternary (ACQ) treated lumber. ACQ lumber resists rot, fungal decay, and termites. Wooden picnic tables are coated with a "Clove Brown" WEATHERSCREEN stain to protect against water damage, mildew growth, UV damage and fading. ACQ treated lumber is generally expected to have a life expectancy of 10 to 15 years assuming retreatment of WEATHERSCREEN stain every 2 to 5 years. Recycled Plastic picnic tables are a brown 100% high-density polyethylene and formed using a combination of post-consumer and post-industrial plastics. There are no toxic chemicals in this product. Made to withstand nature's tests! Frames for both the wooden and recycled plastic picnic tables are made of a heavy-duty 1 1/2", 12 gauge steel frame coated in an black acrylic modified enamel. Replacement kits are also available for all picnic tables. Kits come with all the hardware and planks needed. Planks are not predrilled so you can custom fit and make what was once old new again!

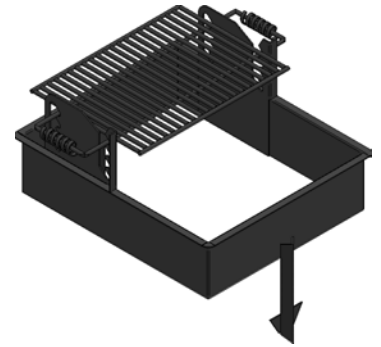


<b>Item Number</b>	<b>Description</b>	<b>Price</b>
F-PC-101	Clove Brown Stained Wood Top Picnic Table; 6' Seat and Top	\$249
G-PC-106	Clove Brown Stained Wood Top Picnic Table; 8' Seat and Top	\$266
F-PC-111	Recycled Plastic Top Metal Base Base Picnic Table; 6' Seat and Top	\$468
G-PC-118	Recycled Plastic Top Metal Base Picnic Table; 8' Seat and Top	\$535
G-PC-107	Clove Brown Stained Top; Handicap Accessible Picnic Table; 6' Seat And 8'Top	\$273
G-PC-110	Recycled Plastic Top Metal Base Special Handicap Accessible Picnic Table; 6' Seat and 8'Top	\$501
G-PC-901	6' Wood Picnic Table Replacement Kit	\$81
G-PC-902	6' Recycled Plastic Picnic Table Replacement Kit	\$276
G-PC-903	8' Wood Picnic Table Replacement Kit	\$95
G-PC-904	8' Recycled Plastic Picnic Table Replacement Kit	\$335
G-PC-905	ADA Wood Picnic Table Replacement Kit	\$89
G-PC-906	ADA Recycled Picnic Table Plastic Replacement Kit	\$335

## *Heavy Duty Adjustable Ground Park Grill With Flip-Up Grate*

This grill is constructed of 10 gauge steel and is finished in heat resistant, non-toxic black enamel. Two heavy duty angle legs permanently anchor the unit to the ground. Unit measures 28" x 32" on the outside and 25" x 18" grate. The grate adjusts to four positions between 8" and 14", and the side heat panels add strength to the entire unit as well as acting as a heat shield for grate adjustment.

Item Number	Description	Price
G-PC-151	Heavy Duty Adjustable Ground Park Grill With Flip-Up Grate	\$184



## *ADA Adjustable Ground Park Grill With Flip-Up Grate*

This grill is constructed of 10 gauge steel and is finished in heat resistant, non-toxic black enamel. Two heavy duty angle legs permanently anchor the unit to the ground. Unit measures 34 1/4" x 32" on the outside and 34" x 18" grate. The grate adjusts to four positions, and the side heat panels add strength to the entire unit as well as acting as a heat shield for grate adjustment. Overall height is 37". By filling the grill with 9" of aggregate, this allows for the minimum ADA reach distance to be achieved.

Item Number	Description	Price
G-PC-152	ADA Adjustable Ground Park Grill With Flip-Up Grate	\$198



## *Adjustable Stand-Up Outdoor Grill*

Spring coil grips allow effortless adjustment of the grate while food is being prepared. Firebox is rib-reinforced and the structurally reinforced grate is virtually indestructible. Firebox measures 13.75" x 25" and is 8 1/2" deep. Grill stands 40" from bottom to the bottom of the grill. Unit fully rotates for draft control and has a theft-proof base adjustment. Unit is black.

Item Number	Description	Price
F-PC-104	Adjustable Stand-Up Outdoor Grill	\$159



## *How to Order* **Outdoor Furnishings**

---

The following is a quick reference on what is needed to order the style of furniture you desire.

Metal Picnic Table

Item Number \_\_\_\_\_

Metal Bench

Item Number \_\_\_\_\_

Powder Coat Color \_\_\_\_\_

(contact Sales Representative for options)

Bicycle Rack

Item Number \_\_\_\_\_

Paint Color \_\_\_\_\_

(contact Sales Representative for options)

# Desk Name Plates

Desk name plates are 2" X 10", and come in your choice of walnut, black and blue background. When ordering please specify the formatting you desire for upper and lower case lettering. Desk name plate holders are aluminum and only available with a gold tone finish when ordered with nameplate. The silver nameplate holder can be ordered separately.

## One Line With Gold Desk Holder



Item Number	Description	Price
G-GV-010	Walnut	\$14.00
G-GV-011	Black	\$14.00
G-GV-013	Blue	\$14.00

## One Line Without Desk Holder

Item Number	Description	Price
G-GV-030	Walnut	\$9.25
G-GV-031	Black	\$9.25
G-GV-033	Blue	\$9.25

## Two Lines With Gold Desk Holder



Item Number	Description	Price
G-GV-020	Walnut	\$14.00
G-GV-021	Black	\$14.00
G-GV-023	Blue	\$14.00

## Two Lines Without Desk Holder

Item Number	Description	Price
G-GV-040	Walnut	\$9.25
G-GV-041	Black	\$9.25
G-GV-043	Blue	\$9.25

## 2" x 10" Name Plate Holder



Item Number	Description	Price
R-GR-200	Gold Desktop Holder Only	\$5.50
R-GR-210	Gold Wall Mounted Holder	\$4.25
R-GR-220	Silver Desktop Holder Only	\$5.50
R-GR-230	Silver Wall Mounted Holder	\$4.25



R-GR-010  
WALNUT



R-GR-011  
BLACK



R-GR-013  
BLUE

# Engraved Hardwood Name Plates

These freestanding nameplates add distinction to any desk! All are made of birch hardwood in a traditional Walnut finish. Choose engraved wood lettering (G-GV-983), an elegant gold on black engraved insert (G-GV-985), sleek “reverse engraved” smooth-to-the-touch black on gold, or the unique double-sided wood name plate.

## Wooden Name Plate - Wood Engraved

Item Number	Description	Price
G-GV-983	Birch Wood With Walnut Stain 12” W x 3” H x 3.5” D	\$35.00

## Wooden Name Plate - Reverse Engraved Black on Gold

Item Number	Description	Price
G-GV-984	Birch Wood With Walnut Stain 10.5” W x 2.25” H x 1.5” D	\$35.00

## Wooden Name Plate - Gold on Black

Item Number	Description	Price
G-GV-985	Birch Wood With Walnut Stain 12” W x 3” H x 3.5” D	\$35.00

## Double-Sided Wooden Name Plate

Item Number	Description	Price
G-GV-986	Birch Wood With Walnut Stain 10.5” W x 2.25” H x 2.5” D 27° Angle Cut, Gravoply on Both Sides	\$35.00



**G-GV-984**  
(Reverse Engraved Black on Gold)



**G-GV-986**  
(Double-Sided Name Plate, Shown with Reverse Engraved)



**G-GV-983**  
(Wood Engraving)



**G-GV-985**  
(Gold on Black Insert)



Also see marble name plate in the awards section page 118.




## Lapel Badges

Lapel badges come in a variety of sizes and colors. Upon ordering please specify the formatting desired for upper and lower case lettering. Lapel badges come standard with clutch bars for fastening. Safety pin catches are available but must be noted on the order.



Standard  
Color  
Choices



R-GR-011  
BLACK



R-GR-012  
RED



R-GR-013  
BLUE

### Lapel Badge - 1/2" x 3"

Item Number	Description	Price
G-GV-201	Black	\$7.25
G-GV-202	Red	\$7.25
G-GV-203	Blue	\$7.25

### Lapel Badge - 3/4" x 3"

Item Number	Description	Price
G-GV-211	Black	\$7.25
G-GV-212	Red	\$7.25
G-GV-213	Blue	\$7.25

### Lapel Badge—1" x 3"

Item Number	Description	Price
G-GV-221	Black	\$7.25
G-GV-222	Red	\$7.25
G-GV-223	Blue	\$7.25

## Magnetic Badges

Magnetic badges are 1.25" x 3", and come in red and black. Upon ordering please specify the formatting desired for upper and lower case lettering.



### One and Two Line

Item Number	Description	Price
G-GV-919	Red	\$8.00
G-GV-920	Black	\$8.00
G-GV-923	Blue	\$8.00



R-GR-011  
BLACK



R-GR-012  
RED



R-GR-013  
BLUE

## Pocket Badges

Pocket badges are 3" X 1.25", and come in your choice of black, red and blue. Upon ordering please specify the formatting desired for upper and lower case lettering.

### One Line



Item Number	Description	Price
G-GV-111	Black	\$8.00
G-GV-112	Red	\$8.00
G-GV-113	Blue	\$8.00

### Two Lines

Item Number	Description	Price
G-GV-121	Black	\$8.00
G-GV-122	Red	\$8.00
G-GV-123	Blue	\$8.00
G-GV-124	White With Red Letters	\$8.00
G-GV-125	White With Black Letters	\$8.00

### Three Lines

Item Number	Description	Price
G-GV-131	Black	\$8.00
G-GV-132	Red	\$8.00
G-GV-133	Blue	\$8.00

### Four Lines

Item Number	Description	Price
G-GV-141	Black	\$8.00
G-GV-142	Red	\$8.00



R-GR-011  
BLACK



R-GR-013  
BLUE



R-GR-012  
RED

## Gun Ordinance Sign

CSI's Gun Ordinance Sign is our only sign to offer a 3 color gravoply. This sturdy sign is 10" H x 7.5" W and is easily identifiable.



### Gun Ordinance Sign

Item Number	Price
G-GV-1000	\$25.00

# Custom Wall Signs (Non-ADA)

CSI's Wall Signs are available in both single and double sided options. Specify color choice (see below), size (height x width) and text, including upper/lower case lettering requirements. Minimum Pricing for custom signage is \$9.25.

## Single Sided Custom Sign

Item Number	Description / Size Ranges	Price
G-GV-3090	2" x 10" (Up To 20 Square Inches)	\$9.25
G-GV-3091	6" x 12" (21-72 Square Inches)	\$14.50
G-GV-3092	12" x 12" (73-144 Square Inches)	\$18.50
G-GV-3093	12" x 24" (145-288 Square Inches)	\$26.00

## Double Sided Custom Sign

Item Number	Description / Size Ranges	Price
G-GV-3095	2" x 10" (Up To 20 Square Inches)	\$18.50
G-GV-3096	6" x 12" (21-72 Square Inches)	\$29.00
G-GV-3097	12" x 12" (73-144 Square Inches)	\$37.00
G-GV-3098	12" x 24" (145-288 Square Inches)	\$52.00

## Wall Sign Brackets - For Double Sided Signs

Item Number	Description	Price
R-GR-211	2" High	\$3.50
R-GR-212	4" High	\$4.75



### Color Choices for Custom Signs

Background/Lettering	Color Code
White/Black	S-GR-017
Walnut/White	R-GR-010
Red/White	R-GR-012
Grey/White	S-GR-021
Brown/White	S-GR-018
Blue/White	R-GR-013
Black/White	R-GR-011
Pine Green/White	S-GR-015
Burgundy/White	S-GR-030
Celestial Blue/White	S-GR-007
Black Onyx Granite/Bone White	S-GR-024
Brushed Aluminum/Black	S-GR-003



# ADA Signs

ADA Pictograms are designed to be compliant with ADA regulations. ADA signage standard is white lettering on a black background. Room Name/Number signs are 4" by 8"; Pictograms are 8" by 8".

## Room Name/Number With Braille

Item Number	Description	Price
G-GV-411	4" x 8"	\$20.00

\*Specify desired text with order info.

## Men's Restroom

Item Number	Description	Price
G-GV-433	8" x 8"	\$23.00

## Women's Restroom

Item Number	Description	Price
G-GV-432	8" x 8"	\$23.00

## Unisex ADA Accessible

Item Number	Description	Price
G-GV-435	8" x 8"	\$23.00

## Unisex Restroom

Item Number	Description	Price
G-GV-434	8" x 8"	\$23.00

## No Smoking

Item Number	Description	Price
G-GV-436	8" x 8"	\$23.00

## Stairs

Item Number	Description	Price
G-GV-438	8" x 8"	\$23.00

## Fire Extinguisher

Item Number	Description	Price
G-GV-437	8" x 8"	\$23.00


## Elevator

Item Number	Description	Price
G-GV-431	8" x 8"	\$23.00

## Other Pictogram With Braille

Item Number	Description	Price
G-GV-430	8" x 8"	\$23.00

\*Specify desired text with order info.



G-GV-433



G-GV-432



G-GV-435



G-GV-434



G-GV-436



G-GV-438

Simulated representation of available ADA signage

Don't see the ADA pictogram you need?  
Call CSI at 1-800-348-7537

## Road Signs

Our signs are made to be fully compliant with the Manual on Uniform Traffic Control Devices (MUTCD) regulation. Below are a few of our more common signs. Please contact a Sales Representative for a full list or further specifications.

	Item Number	Description	Price
	G-RSH-R1-1-30	Stop 30" .08 thickness	\$27.90
	G-RSH-R1-1-36	Stop 36" .10 thickness	\$43.90
	G-RSH-R1-2-36-080	Yield 36" .08 thickness	\$21.00
	G-RSH-R1-2-48-100	Yield 48" .10 thickness	\$40.70
	G-RSH-R2-1-24-XX	Speed Limit 24"X30" .08 thickness	\$26.90
	G-RSH-R2-1-30-XX	Speed Limit 30"X36" .08 thickness	\$40.40
	G-RSH-R3-1-24	No Right Turn 24"X24" .08 thickness	\$21.50
	G-RSH-R3-1-36	No Right Turn 36"X36" .10 thickness	\$52.90
	G-RSH-R3-4-24	No Left Turn 24"X24" .08 thickness	\$21.50
	G-RSH-R3-4-36	No Left Turn 36"X36" .10 thickness	\$52.90
	G-RSH-R6-1L-36	One Way Arrow (Left) 36"X12" .063 thickness	\$15.40
	G-RSH-R6-1L-54	One Way Arrow (Left) 54"X18" .08 thickness	\$36.30
	G-RSH-R6-1R-36	One Way Arrow (Right) 36"X12" .063 thickness	\$15.40
	G-RSH-R6-1R-54	One Way Arrow (Right) 54"X18" .08 thickness	\$36.30
	G-RSH-R7-1A-12	No Parking Anytime W/Out Arrow 12"X18" .063 thickness	\$7.70

# Road Signs

Item Number	Description	Price	
G-RSH-R7-8-12	Reserved Parking (Handicapped) 12"X18" .063 thickness	\$7.70	
GRSH-R8-3-24	No Parking (Symbol) 24"X24" .08 thickness	\$21.50	
G-RSH-R11-2-48	Road Closed 48"X30" .10 thickness	\$58.80	
G-RSH-R11-2A-48	Bridge Out 48"X30" .10 thickness	\$58.80	
G-RSD-W1-1L-30	Horizontal Alignment (Left Turn) 30"X30" .08 thickness	\$48.70	
G-RSD-W1-1L-36	Horizontal Alignment (Left Turn) 36"X36" .10 thickness	\$74.60	
G-RSD-W1-1R-30	Horizontal Alignment (Right Turn) 30"X30" .08 thickness	\$48.70	
G-RSD-W1-1R-36	Horizontal Alignment (Right Turn) 36"X36" .10 thickness	\$74.60	
G-RSD-W1-8-18	Chevron Alignment 18"X24" .08 thickness	\$23.40	

## Road Signs



**Item Number**  
G-RSD-W3-1-30

**Description**  
Stop Ahead 30"X30" .08 thickness

**Price**  
\$48.70



G-RSD-W3-2-30

Yield Ahead 30"X30" .08 thickness

\$48.70



G-RSD-W3-5-36

XX MPH Speed Zone Ahead  
36"X36" .10 thickness

\$74.60



G-RSV-S1-1-36-YG

School 36"X36" .10 thickness

\$74.60



G-RSV-S3-1A-36-YG

School Bus Stop Ahead 36"X36" .10 thickness

\$74.60

## *How to Order* **Signs and Badges**

---

Desk Name Plates, Hardwood Name Plates, Lapel Badge, Magnetic Badge, Pocket Badge and Room Name/Number with Braille options

Item Number \_\_\_\_\_  
Information to be Engraved \_\_\_\_\_

Custom Wall Signs

Item Number \_\_\_\_\_  
Sign Color \_\_\_\_\_  
Information to be Engraved \_\_\_\_\_

Other Pictogram with Braille

Item Number \_\_\_\_\_  
Information to be Engraved \_\_\_\_\_  
Pictogram \_\_\_\_\_



## Round Glass Coasters

---

Create a different touch in protecting your furniture from stains caused by your favorite drink and make use of our round blank coasters to simply add sophistication to your office. You can engrave your logo, dedication or other custom designs.

**Item Number**  
G-GV-6002

**Description**  
Clear round glass coaster

**Price**  
\$6.00 ea



## Square Glass Coasters

---

Use these Glass Tiles with Protective Rubber Feet for your next award or gift. No need to look further for the perfect clear glass tile. With these glass tiles, your custom engraving will make a statement and great addition to any office.

**Item Number**  
G-GV-6001

**Description**  
Clear square glass coaster

**Price**  
\$6.00 ea



## Square Marble Coasters

---


A rustic marble coaster with great character and uniqueness. Custom engraving will be a nice contrasting white.

Dimensions: 4" W x 1/2" H x 4" D

**Item Number**  
G-GV-6003

**Description**  
Square marble coaster

**Price**  
\$6.00 ea



## Round Marble Coasters

This Marble Coaster is an elegant way to personalize any gift. The Coasters are perfect for engraving company logos or recognizing special dates or awards - the jet black Marble engraves a frosty white color which has excellent contrast and wonderful detail. Fill colors can be added to engraving and color swatches are located on page 125.

Dimensions: 4" diameter x 3/8" H

**Item Number**  
G-GV-6004

**Description**  
4" round marble coaster

**Price**  
\$11.00 ea



## Marble Business Card Holder

A great way to display your business card! The Black Marble Oval Business Card Holder engraves a frosty white color which has excellent contrast with the jet black marble. Fill colors can be added to engraving and color swatches are located on page 125.

Dimensions: 5-1/8" W x 1-1/4" H x 2" D

**Item Number**  
G-GV-6005

**Description**  
Marble card holder

**Price**  
\$24.00



## Marble Name Bar

This solid Black Marble Desk Name bar is a great addition to any desktop! The jet black marble engraves a frosty white color which has excellent contrast. Fill colors can be added to engraving and color swatches are located on page 125.

Dimensions: 8" W x 2" H x 2" D

**Item Number**  
G-GV-6006

**Description**  
Marble name bar

**Price**  
\$32.00



## Marble Pen and Pencil Holder

Ideal for a corporate gift or award, this Black Marble Pen & Pencil Holder is perfect for any occasion. The jet black marble engraves a frosty white color which has excellent contrast.

Dimensions: 2-1/2" W x 4-1/2" H x 2-1/2" D

Item Number	Description	Price
G-GV-6007	Marble pen/pencil holder	\$33.00



## Maple Memo and Pen Holder

High quality maple memo and pen holders accent any desktop. These memo and pen holders are designed to hold sticky note pads and are very functional. The large engraving area looks great with agency logos and personalized recognitions.

Dimensions: 6-3/4" x 4-1/2" x 3/4"

Item Number	Description	Price
G-GV-6009	Maple pen/memo holder	\$23.00



## Round Marble Gift Box

This Black Marble Round Gift Box is perfect for keepsakes. The jet black marble engraves a frosty white color which has excellent contrast, which is ideal for your text and logos.

Dimensions: 3" diameter x 1-7/8" H

Item Number	Description	Price
G-GV-6008	Marble Round Gift Box	\$29.00



## Maple Keepsake Box

The Maple Keepsake Box with its velvet-lined interior bottom is a charming way to keep mementos safe. Laser engraving reveals a dark brown tone for excellent contrast.

Dimensions: 6" x 4-3/8" x 2-5/8"

Item Number	Description	Price
G-GV-6010	Maple keepsake box	\$27.00

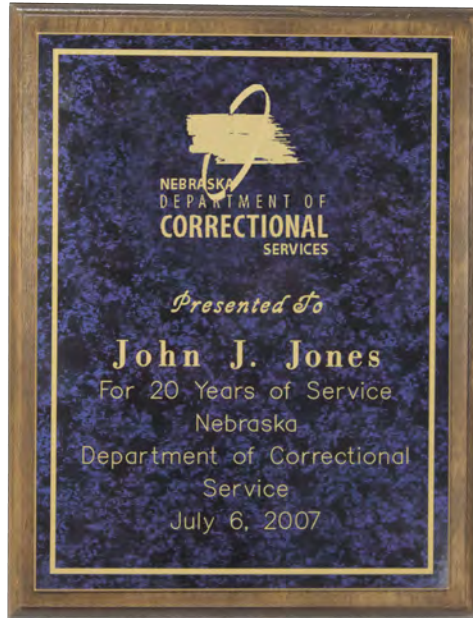


## Walnut Hanging Plaques

---

Elegant Celestial Blue gravoply and custom engraved plaque. Hanging groove on the back of each style. Measures 7" W x 9" H.

Only \$28 each!



G-GV-3501 \$28 each

## Standing A Desk Plaque

---

Standing A Plaque constructed of oak wood with the insert engraved in your choice of designer colors (contact Sales Representative for color options). Measures 5 ½" W x 6 ½" H x 2 ½" D. Insert measures 4 ½" W x 5 ½" H. Small enough to display neatly on any desktop.



G-GV-568 \$34 each

# Nebraska Plaque

Our traditional Nebraska Plaque in vibrant blue background, white lettering, and walnut finish with wood base for desktop display!  
10" W x 5" H.



G-GV-905 \$39 each

The Hanging Nebraska Plaque! Choose an elegant cherry finish on birch hardwood, with engraving that makes your message pop, or select the warmth of natural oak with a 3" x 3" black and gold engraved insert with engraving. Hanging groove on the back of each. Suitable for all occasions. 14" W x 6 1/2" H.

## Oak Nebraska Plaque

G-GV-922 \$39 each



also available:

## Cherry Nebraska Plaque

G-GV-921 \$39 each

## Peak Award


---

This affordable glass and wood angled top award features a rich wood base with cherry stain and thick glass which has polished edges that illuminates the laser engraving.

Overall Dimensions: 9-1/2" x 5-7/8" x 2"

Engraving Dimensions: 6-3/4" x 3-1/2" x .303

Item Number	Description	Price
G-GV-583	Standing glass award	\$43.00



## Prism Award

---

This affordable glass and wood Prism Award features a rich wood base with cherry stain and thick glass which has polished edges that illuminates the laser engraving.

Overall Dimensions: 8" x 7-1/2" x 2-3/8"

Engraving Dimensions: 7-1/2" x 7-1/2" x .234

Item Number	Description	Price
G-GV-6011	Octagon glass award	\$29.00



## Diamond Impress Award

---

The Diamond Impress award has rich and elegant classic looks featuring thick, 1 inch thick cast acrylic. A black base with Gold accent reflects into the facet edges of the award. The facet edges take on the colors with a glow making the white colored engraving pop with contrast and clarity.

Dimensions: 5" x 8-3/4"

Engraving Dimensions: 5-1/4" x 7-1/2"

Item Number	Description	Price
G-GV-6013	Diamond acrylic award	\$39.00




## Ripple Award

---

Crafted from polished clear cast acrylic, the Ripple Award, faceted at the top and sides, has a blue ripple bottom which reflects the light in a stunning fashion.

Dimensions: 4-3/4" x 7-1/2" x 1-1/4"

Item Number	Description	Price
G-GV-6012	Ripple acrylic award	\$37.00





## How to Order Awards

Square Glass Coaster, Round Glass Coaster, Square Marble Coaster, Round Marble Coaster, Marble Name Plate, Marble Card Holder, Peak Award, Prism Award, Diamond Impress Award and Ripple Award

Item Number \_\_\_\_\_  
Information to be Engraved \_\_\_\_\_  
Fill Color \_\_\_\_\_


Standing A Desk Plaque, Walnut Hanging Plaques and Nebraska Plaques

Item Number \_\_\_\_\_  
Gravoply Color \_\_\_\_\_  
Information to be Engraved \_\_\_\_\_

Maple Memo and Pen Holder and Maple Keep Sake Box

Item Number \_\_\_\_\_  
Information to be Engraved \_\_\_\_\_

### Fill Color options





## *Metal Beds*

16 gauge steel beds for your institutional needs. Available in single or double bunk, measuring 31" x 76" interior dimensions, 80.5" overall length. Colors: Vanilla Bean, Tidal Sand, Black and Standard Brown.

Double bunk unit is complete as shown. Single bunk unit is available as F-FR-710 with curved end pieces (see top of double bunk picture) or G-FR-9170 which is a single H-Frame.

To change existing bottom or top single unit(s) to double bunk, use the conversion kit (G-FR-799) to fit a top unit to a bottom, and order the corresponding top or bottom single unit. The H-frame ends (G-FR-797) will change a single top unit to a bottom H-frame unit.


<b>Item Number</b>	<b>Description</b>	<b>Price</b>
F-FR-700	Double Bunk Unit	\$450
F-FR-710	Single Bunk Unit (Top)	\$215
G-FR-9710	Single Bunk Unit (Bottom H/Frame)	\$215
G-FR-799	Conversion Kit	\$26
G-FR-797	H Frame Ends	\$75 (pair)
G-FR-711	Bed Frame/Spring 31"x76" interior, 78" overall	\$140
G-FR-796	Bunk bed Top End	\$75 (pair)



## *Mattresses*

These mattresses have a non-removable CLEARVIEW II cover which is flame retardant, antibacterial, fluid-proof, non-allergenic, and resists stains, tears and abrasions. The core is a densified polyester and meets TB 129, 16 CFR 1632, and 16 CFR 1633 flammability standards as well as specifications set forth by ACA jail standards.

<b>Item Number</b>	<b>Description</b>	<b>Price</b>
F-CL-807	CLEARVIEW II Cover, Fiber Core, 27" x 76" x 4"	\$50
F-CL-808	CLEARVIEW II Cover, Fiber Core, 30" x 76" x 4"	\$50
G-CL-899	CLEARVIEW II Cover, Fiber Core, custom size under 30" x 76", 4" thick	\$50
G-CL-898	CLEARVIEW II Cover, Fiber Core, custom size under 36" x 80", 6" thick	\$99



## Cotton Washcloths

12" x 12", white cotton, 100/box.

Item Number	Description	Price
F-CL-212	Washcloths	\$0.66

## Bath Towels

20" x 40", white, 100% cotton loops with polyester/cotton base wrap and filling yarns, 50/box.

Item Number	Description	Price
F-CL-220	Bath Towels	\$2.35



## Bib Apron

Made of 100% combed cotton bleached fabric.

Item Number	Description	Price
F-CL-900	Bib Apron	\$4.25

## Handkerchiefs

14" x 14", white, 50% cotton/50% polyester, 300/box.

Item Number	Description	Price
F-CL-910	Handkerchiefs	\$0.45

## Canteen Bags

100% polyester, white mesh with white carrying handles. Measures 21.5" wide x 24" deep.

Item Number	Description	Price
G-CL-700	Mesh Canteen Bag– White Handles	\$3.80
G-CL-702	Mesh Canteen Bag–Green Handles	\$3.80

Canteen Bag  
G-CL-700



## Blanket

Camel color, 100% SEF Modacrylic, 8.7 ounce with surged edges, packed 5 per box. Hypo-allergenic and flame retardant. Machine washable and dryable. Measures 66" x 90". Meets Flammability Standard NFPA 701.

Item Number	Description	Price
F-CL-802	Blanket	\$17.50

## *Sheets*

54" x 100" flat, white, 50% cotton/50% polyester, 50/box. Fits Cotton Core and Clear Cotton Core Mattresses: F-CL-780 and F-CL-801.

<b>Item Number</b>	<b>Description</b>	<b>Price</b>
F-CL-047	Sheets	\$6.15

## *Pillows*

Polyester batting, and CLEARVIEW II cover.

<b>Item Number</b>	<b>Description</b>	<b>Price</b>
F-CL-723	Pillow	\$6.60

## *Pillowcases*

21" x 34", white, 50% cotton/50% polyester, 75/box.

<b>Item Number</b>	<b>Description</b>	<b>Price</b>
F-CL-021	Pillowcases	\$2.40

## *Laundry Bags*

100% polyester, available two sizes; small and large. Small bags measure 24" x 36" and holds approximately 2.6 cubic feet of laundry. Large bags measure 30" x 40" and hold 3.1 cubic feet of laundry. All bags come standard with rubber fastener. (Also comes in a large zipper version. Item# F-CL-82x. Specify model.)

<b>Item Number</b>	<b>Description</b>	<b>Price</b>
F-CL-810-S	Small White Laundry Bag	\$3.40
F-CL-811-S	Small Green Laundry Bag	\$3.95
F-CL-812-S	Small Black Laundry Bag	\$3.95
F-CL-813-S	Small Orange Laundry Bag	\$3.95
F-CL-814-S	Small Yellow Laundry Bag	\$3.95
F-CL-815-S	Small Purple Laundry Bag	\$3.95
F-CL-817-S	Small Grey Laundry Bag	\$3.95
F-CL-818-S	Small Fuchsia Laundry Bag	\$3.95
F-CL-810-L	Large White Laundry Bag	\$4.40
F-CL-811-L	Large Green Laundry Bag	\$5.00
F-CL-812-L	Large Black Laundry Bag	\$5.00
F-CL-813-L	Large Orange Laundry Bag	\$5.00
F-CL-814-L	Large Yellow Laundry Bag	\$5.00
F-CL-815-L	Large Purple Laundry Bag	\$5.00
F-CL-817-L	Large Grey Laundry Bag	\$5.00
F-CL-818-L	Large Fuchsia Laundry Bag	\$5.00

## Isolation Blanket

The Isolation/Suicide Cell Blanket is constructed with the highest quality Cordura® 1000 Denier Nylon fabric. This fabric is extremely durable, 100% waterproof and self-extinguishing. It is resistant to abrasion, tears and scuffs. The core consists of non-allergenic polyester fiber. These features are all specifically selected and designed in order to meet all guidelines that are required in the corrections setting.



Item Number	Size	Color	Price
G-CL-716	84" L x 60" W	Black	\$89

## Stack-A-Bunk



Stack-A-Bunk is your “no headache” answer to temporary bed requirements. Molded of high-impact, abrasion resistant polyethylene, the Stack-A-Bunk passes the California TB 133 flammability standards. The textured, impermeable surface is resistant to inmate abuse and is unaffected by approved cleaning and disinfecting procedures and materials. You can neatly stack 27 bunks in a 6 foot high area. Use this patented sleeping surface with or without a mattress and you have a ready solution to overflow problems. Use in standard cells, detox cells, suicide surveillance cells and dayrooms.

Item Number	Size	Sleep Surface	Color	Price
G-FR-B530-601	32"W x 75" L x 8" H	25" W x 68" L	Lagoon	\$225
G-FR-B530-603	32"W x 82" L x 8" H	25" W x 75" L	River Rock	\$240

## CSI Steel Footlocker

Our 16 gauge steel foot locker has over 3.5 cubic feet of interior storage. Finished with primed and heat cured enamel paint in neutral Vanilla Bean. Features for maximum durability include: interior continuous piano hinge lid, L-bent, welded handle and reinforced sides. Hasp lock accepts standard padlocks. Measures 30.375" W x 16.25" D x 12.5"H.



Item Number	Description	Price
F-FR-901	Steel Foot Locker	\$60
G-FR-901	Steel Foot Locker	\$60

## Integra Chairs





---


### Integra 110

- One-piece, injection molded stacking chair.
- High-impact, fire retardant polypropylene.
- Withstands a static load test of over 400 lbs.
- Each chair weighs only 7 lbs.; stack 15 chairs in a seven foot high space.


Item Number	Description	Price
G-CR-400	Integra 110 Armless Chair	\$48




Wild Berry




Meadow




Pine Cone




Mojave




Lagoon




River Rock



Canyon



Graphite



Sea Spray

# Clothing

Item Number	Description	Price
<i>Khaki Pants - Hemmed</i>	F-CL-250-WWLL	WW = Waist Size
<i>Khaki Pants - Unhemmed</i>	F-CL-251-WW	LL = Length

7.5 ounce cotton/polyester twill, 2 reinforced pockets front and single back, bartack reinforcing on belt loops and at all pressure points, nylon zipper, packed 25 per box. Unhemmed inseam approximately 37".

Waist sizes 28" to 56"	\$14.50
Waist sizes 58" to 64"	\$18.50
Waist sizes 66" to 74"	\$19.00

## *Male Khaki Shirts - Short Sleeve*

5 ounce cotton/polyester twill with one pocket, packed 25 per box.

F-CL-260-S	Small	\$11.10
F-CL-260-M	Medium	\$11.10
F-CL-260-L	Large	\$11.10
F-CL-260-XL	X Large	\$11.10
F-CL-260-2X	2X Large	\$11.10
F-CL-260-3X	3X Large	\$11.10
F-CL-260-4X	4X Large	\$11.10
F-CL-260-5X	5X Large	\$13.90
F-CL-260-6X	6X Large	\$14.00
F-CL-260-7X	7X Large	\$18.85
F-CL-260-8X	8X Large	\$20.00
F-CL-260-9X	9X Large	\$22.00
F-CL-260-10X	8X Large	\$24.00

## *Female Khaki shirt - Short Sleeve*

5 ounce cotton/polyester twill with one pocket, packed 25 per box.

F-CL-701-S	Small	\$9.10
F-CL-701-M	Medium	\$9.10
F-CL-701-L	Large	\$9.10
F-CL-701-XL	X Large	\$9.10
F-CL-701-2X	2X Large	\$11.10
F-CL-701-3X	3X Large	\$11.10
F-CL-701-4X	4X Large	\$11.10
F-CL-701-5X	5X Large	\$13.90
F-CL-701-6X	6X Large	\$14.00

*White Pants - Hemmed*                      F-CL-270-WWLL                      WW = Waist Size

*White Pants - Unhemmed*                      F-CL-271-WW                      LL = Length

7.5 ounce cotton/polyester twill, 2 reinforced pockets front and single back, bartack reinforcing on belt loops and all pressure points, nylon zipper, packed 25 per box. Unhemmed inseam is approximately 37".

Waist sizes 28" to 56"	\$14.50
Waist sizes 58" to 64"	\$18.50
Waist sizes 66" to 74"	\$19.00



Item Number	Description	Price
-------------	-------------	-------

*Male White Shirt - Short Sleeve*

5 ounce cotton/polyester blend with one pocket, packed 25 per box.

F-CL-280-S	Small	\$11.10
F-CL-280-M	Medium	\$11.10
F-CL-280-L	Large	\$11.10
F-CL-280-XL	X Large	\$11.10
F-CL-280-2X	2X Large	\$11.10
F-CL-280-3X	3X Large	\$11.10
F-CL-280-4X	4X Large	\$11.10
F-CL-280-5X	5X Large	\$13.90
F-CL-280-6X	6X Large	\$14.00
F-CL-280-7X	7X Large	\$18.85
F-CL-280-8X	8X Large	\$20.00
F-CL-280-9X	9X Large	\$22.00
F-CL-280-10X	10X Large	\$24.00

*Female White Shirt - Short Sleeve*

5 ounce cotton/polyester blend with one pocket, packed 25 per box.

F-CL-702-S	Small	\$11.10
F-CL-702-M	Medium	\$11.10
F-CL-702-L	Large	\$11.10
F-CL-702-XL	X Large	\$11.10
F-CL-702-2X	2X Large	\$11.10
F-CL-702-3X	3X Large	\$11.10
F-CL-702-4X	4X Large	\$11.10
F-CL-702-5X	5X Large	\$13.90
F-CL-702-6X	6X Large	\$14.00

*Grey Pants - Unhemmed*

7.5 ounce cotton/polyester twill, 2 reinforced pockets front and single back, bartack reinforcing on belt loops and at all pressure points, nylon zipper, packed 25 per box. Unhemmed inseam is approximately 37".

F-CL-291-WW	Waist Size 28" to 56"	\$14.50
WW = Waist Size	Waist Size 58" to 64"	\$18.50
	Waist Size 66" to 74"	\$19.00

*Male Grey Shirt - Short Sleeve*

5 ounce cotton/polyester twill blend with one pocket, packed 25 per box.

F-CL-300-S	Small	\$11.10
F-CL-300-M	Medium	\$11.10
F-CL-300-L	Large	\$11.10
F-CL-300-XL	X Large	\$11.10
F-CL-300-2X	2X Large	\$11.10
F-CL-300-3X	3X Large	\$11.10
F-CL-300-4X	4X Large	\$11.10
F-CL-300-5X	5X Large	\$13.90
F-CL-300-6X	6X Large	\$14.00
F-CL-300-8X	8X Large	\$20.00
F-CL-300-9X	9X Large	\$22.00
F-CL-300-10X	10X Large	\$24.00

All CSI Clothing items are priced as "Each." Except for gloves.

Item Number	Description	Price
<i>Denim Jeans - Hemmed</i>	F-CL-320-WWLL	WW = Waist Size
<i>Denim Jeans - Unhemmed</i>	F-CL-321-WW	LL = Length

12 ounce, 100% cotton denim, 2 reinforced pockets front and single back, bartack reinforcing on belt loops and all pressure points, packed 20 per box. Unhemmed inseam is approximately 37".

Waist Size 28" to 56"	\$14.50
Waist Size 58"	\$17.20
Waist Size 60"	\$17.45
Waist Size 62"	\$17.70
Waist Size 64"	\$17.99

### *Male Flannel Shirt*

100% cotton, 5.5 ounce; plaid with shirttail hem, packed 25 per box.

F-CL-620-S	Small	\$13.00
F-CL-620-M	Medium	\$13.00
F-CL-620-L	Large	\$13.00
F-CL-620-XL	X Large	\$13.00
F-CL-620-2X	2X Large	\$13.00
F-CL-620-3X	3X Large	\$13.00
F-CL-620-4X	4X Large	\$13.00
F-CL-620-5X	5X Large	\$14.55
F-CL-620-6X	6X Large	\$16.25
F-CL-620-7X	7X Large	\$17.75
F-CL-620-8X	8X Large	\$19.25

### *Quilted Coat*

11.5 ounce, chocolate brown, nylon-poly fill, 6" diamond-quilt pattern, two front pockets and nylon zipper; packed 5 per box.

F-CL-611-S	Small	\$22.00
F-CL-611-M	Medium	\$22.00
F-CL-611-L	Large	\$22.00
F-CL-611-XL	X Large	\$22.00
F-CL-611-2X	2X Large	\$22.00
F-CL-611-3X	3X Large	\$22.00
F-CL-611-4X	4X Large	\$22.00
F-CL-611-5X	5X Large	\$24.75
F-CL-611-6X	6X Large	\$27.25
F-CL-611-7X	7X Large	\$39.25
F-CL-611-8X	8X Large	\$40.75
F-CL-611-9X	9X Large	\$42.25
F-CL-611-10X	10X Large	\$47.25

Item Number	Description	Price
<i>Hoodless Sweatshirt</i>		
7.5 ounce, light grey, cotton/polyester fleece blend, packed 10 per box.		
F-CL-600-S	Small	\$15.00
F-CL-600-M	Medium	\$15.00
F-CL-600-L	Large	\$15.00
F-CL-600-XL	X Large	\$15.00
F-CL-600-2X	2X Large	\$15.00
F-CL-600-3X	3X Large	\$15.00
F-CL-600-4X	4X Large	\$15.00
F-CL-600-5X	5X Large	\$16.00
F-CL-600-6X	6X Large	\$17.75
F-CL-600-7X	7X Large	\$19.15
F-CL-600-8X	8X Large	\$20.90
F-CL-600-9X	9X Large	\$23.95

<i>Grey Sweatshirt</i>		
9.5 ounce, light grey, cotton/polyester fleece blend		
F-CL-650-S	Small	\$18.00
F-CL-650-M	Medium	\$18.00
F-CL-650-L	Large	\$18.00
F-CL-650-XL	X Large	\$18.00
F-CL-650-2X	2X Large	\$18.00
F-CL-650-3X	3X Large	\$21.50
F-CL-650-4X	4X Large	\$21.50
F-CL-650-5X	5X Large	\$21.50
F-CL-650-6X	6X Large	\$21.50
F-CL-650-7X	7X Large	\$25.75
F-CL-650-8X	8X Large	\$25.75

<i>Grey Sweatpants</i>		
9.5 ounce, light grey, cotton/polyester fleece blend		
F-CL-660-S	Small	\$17.00
F-CL-660-M	Medium	\$17.00
F-CL-660-L	Large	\$17.00
F-CL-660-XL	X Large	\$17.00
F-CL-660-2X	2X Large	\$17.00
F-CL-660-3X	3X Large	\$20.25
F-CL-660-4X	4X Large	\$20.25
F-CL-660-5X	5X Large	\$20.25
F-CL-660-6X	6X Large	\$20.25
F-CL-660-7X	7X Large	\$24.50
F-CL-660-8X	8X Large	\$24.50

Item Number	Description	Price
-------------	-------------	-------

*Grey Classic Sweat Short*

7.5 ounce, light grey, cotton/polyester fleece blend

F-CL-670-S	Small	\$8.00
F-CL-670-M	Medium	\$8.00
F-CL-670-L	Large	\$8.00
F-CL-670-XL	X Large	\$8.00
F-CL-670-2X	2X Large	\$8.00
F-CL-670-3X	3X Large	\$9.00
F-CL-670-4X	4X Large	\$9.00
F-CL-670-5X	5X Large	\$9.00
F-CL-670-6X	6X Large	\$9.00
F-CL-670-7X	7X Large	\$10.00
F-CL-670-8X	8X Large	\$10.00

*Grey Fleece Glove*

7.5 ounce, light grey, cotton/polyester fleece blend, sold per dozen.

F-CL-201-S	Small	\$19.80
F-CL-201-M	Medium	\$19.80
F-CL-201-L	Large	\$19.80
F-CL-201-XL	X Large	\$19.80
F-CL-201-2X	2X Large	\$19.80

*Jail Shorts*

7.5 ounce twill, 65% polyester and 35% cotton. In stock color is orange. Other colors available upon request.

F-CL-709-S	Small	\$9.75
F-CL-709-M	Medium	\$9.75
F-CL-709-L	Large	\$9.75
F-CL-709-XL	X Large	\$9.75
F-CL-709-2X	2X Large	\$9.75
F-CL-709-3X	3X Large	\$11.50
F-CL-709-4X	4X Large	\$11.50
F-CL-709-5X	5X Large	\$11.50
F-CL-709-6X	6X Large	\$12.50
F-CL-709-7X	7X Large	\$13.50
F-CL-709-8X	8X Large	\$14.50

*Boxer Shorts*

White, 100% cotton with elastic waist, packed 100 per box.

F-CL-230-S	Size S (30"-32" waist)	\$2.80
F-CL-230-M	Size M (34"-36" waist)	\$2.85
F-CL-230-L	Size L (38"-40" waist)	\$3.00
F-CL-230-XL	Size XL (42"-44" waist)	\$3.05
F-CL-230-2X	Size 2X (46"-48" waist)	\$3.10
F-CL-230-3X	Size 3X (50"-52" waist)	\$3.15
F-CL-230-4X	Size 4X (54"-56" waist)	\$3.20
F-CL-230-5X	Size 5X (58"-60" waist)	\$3.40
F-CL-230-6X	Size 6X (62"-64" waist)	\$3.55
F-CL-230-7X	Size 7X (66"-68" waist)	\$3.70
F-CL-230-8X	Size 8X (70"-72" waist)	\$3.95

All CSI Clothing items are priced as "Each". Except for gloves.

Item Number	Description	Price
-------------	-------------	-------

*Scrubs*

These Scrubs are made with quality fabric and are extremely durable. The fabric is a 7.5 oz. twill that consists of 65% polyester and 35% cotton. The waste band is reinforced. Hems and seams are lockstitched for durability. They are available in two distinct colors, orange and khaki. A great balance of comfort and durability.

All scrubs come without pockets. One patch pocket per item can be added at no additional cost. Please contact CSI Sales Department about placement of pockets.



When ordering, specify size in the following format:  
F-CL-###-SIZE

Pant Size Chart

Small	30-32	2X-Large	46-48	6X-Large	62-64
Medium	34-36	3X-Large	50-52	7X-Large	66-68
Large	38-40	4X-Large	54-56	8X-Large	70-72
X-Large	42-44	5X-Large	58-60		

F-CL-705-S, M, L, XL, 2X	Shirt, Orange, Scrubs	\$9.00
F-CL-705-3X, 4X, 5X	Shirt, Orange, Scrubs	\$10.50
F-CL-705-6X, 7X, 8X	Shirt, Orange, Scrubs	\$11.50
F-CL-706-S, M, L, XL, 2X	Shirt, Khaki, Scrubs	\$9.00
F-CL-706-3X, 4X, 5X	Shirt, Khaki, Scrubs	\$10.50
F-CL-706-6X, 7X, 8X	Shirt, Khaki, Scrubs	\$11.50
F-CL-707-S, M, L, XL, 2X	Pants, Orange, Scrubs	\$9.75
F-CL-707-3X, 4X, 5X	Pants, Orange, Scrubs	\$11.50
F-CL-707-6X	Pants, Orange, Scrubs	\$12.50
F-CL-707-7X	Pants, Orange, Scrubs	\$13.50
F-CL-707-8X	Pants, Orange, Scrubs	\$14.50
F-CL-708-S, M, L, XL, 2X	Pants, Khaki, Scrubs	\$9.75
F-CL-708-3X, 4X, 5X	Pants, Khaki, Scrubs	\$11.50
F-CL-708-6X	Pants, Khaki, Scrubs	\$12.50
F-CL-708-7X	Pants, Khaki, Scrubs	\$13.50
F-CL-708-8X	Pants, Khaki, Scrubs	\$14.50

## Service Dog Vest

---

The Service Dog Vest is constructed with the highest quality Cordura® Coated Nylon 1000 Denier fabric and polyester netting to be extremely durable and 100% waterproof. These fabrics are exclusively selected by CSI because of their resistance to abrasion, tears and scuffs. Zippers are heavy duty and designed for vigorous use.

The 100% polymer GT Cobra® Buckles have a target load of 500 lbs with no metal springs or hinges. These Cobra® buckles are engineered to withstand the rigors of military, tactical and rescue use.

All our products at CSI are manufactured with professional craftsmanship. However, we recommend that you periodically check all seams of the Service Dog Vest for any intentional damage. If any seam has been chewed or otherwise compromised the Vest should be repaired before reuse.

Machine-wash and tumble dry the Service Dog Vest for easy care.

Custom sizes are available upon request.

Item Number	Price
G-CL-HARNESS	\$284



*How to Order*  
**Institutional and Law Enforcement**

---

Metal Beds, Steel Footlocker and Integra Chair options

Item Number \_\_\_\_\_

Color \_\_\_\_\_

Clothing

Item Number \_\_\_\_\_

(Fill in waist size (WW) and length (LL) where applicable.)





## Floor Care

### TEC/LINE Mist 'N Shine (Ready to Use)

Our ready to use spray buff polymeric treatment is suitable for hard surface floors. Enhance and maintain your floors' surface sheen in one easy step.

Item Number	Description	Price
F-JS-030	12 Quarts per case (Comes with 1 trigger sprayer)	\$23.50
F-JS-031	4 - 1 Gallon per case	\$22.00

### Quick EZ Gloss Coat

CSI's heavy-duty, self-sealing floor polish for use with conventional, high speed or ultra high speed floor machines. Ready to use, easy to apply, and 22% solids make Quick EZ Gloss Coat the ultimate in durability.

Item Number	Description	Price
F-JS-435	4 - 1 Gallon per case	\$67.00

## Floor Stripper

### Quick EZ Stripper (Concentrate)

This no-rinse stripper quickly dissolves even the toughest floor finish and build up, leaving no harsh alkaline residue to block the adhesion of floor finish. May be diluted one (1) quart to one (1) gallon for average needs or may be used at a 1:1 ratio for extreme stripping needs.

Item Number	Description	Price
F-JS-450	4 - 1 Gallon per Case	\$32.00

## Carpet Care

### Carpet Care Cleaner (Concentrate)

Our low foam concentrate cleans and deodorizes, leaving no residue to attract soil. Ideal for extractors and bonnet cleaning! Dilution rates : Two (2) ounces to one (1) gallon for extractors; four (4) ounces to one (1) gallon for shampooing and/or bonnet cleaning.

Item Number	Description	Price
F-JS-210	4 - 1 Gallon per Case	\$30.50

## Specialty Floor Products

### Clean 'N Prep (Concentrate)

Just one (1) ounce per gallon of our low foaming cleanser will clean your floors without removing polish! If you like, use at higher dilution rates for deep cleaning. Clean 'N Prep is safe for most surfaces and for use in auto scrubbers.

Item Number	Description	Price
F-JS-165	4 - 1 Gallon per Case	\$20.50

### Sweeping Compound

This highly colored sawdust-like powder prevents dust from escaping as you sweep! A light coating of our treated material attracts and holds dust so that you can make a clean sweep of dirt and grime.

Item Number	Description	Price
F-JS-900	45 lb. Container	\$26.00

## Soaps

### Bath Soap (Unwrapped Bars)

These three (3) ounce white bars are packed economically in cases of 200.

Item Number	Description	Price
F-JS-283	200 - 3 Ounce Bars	\$52.00

### Simply Suds Body Wash

Simply Suds Body Wash, our silkiest soap yet, comes in a calming lavender colored gel with a fresh Aloe scent and is derived from renewable and sustainable natural vegetable resources. Simply Suds body wash can be used in traditional gel hand soap dispensers.

Item Number	Description	Price
F-JS-304	12 Quarts per Case	\$32.50
F-JS-305	4 - 1 Gallon per Case	\$36.50

### Simply Suds Foaming Hand Soap

Simply Suds Foaming Hand Soap is made from the same formula as Simply Suds Body Wash but comes in a perfectly pink colored liquid for foaming hand soap dispensers. Simply Suds Foaming Hand Soap's silky lather is derived from renewable and sustainable natural vegetable resources with a fresh Aloe scent.

Item Number	Description	Price
F-JS-312	4 - 1 Gallon per Case	\$36.50

# Cleaners and Disinfectants

## Cornhusker Green Glass Cleaner (Concentrate)

Want noticeably cleaner glass while being earth friendly? Our glass cleaner is the product for you! Same great product as the Cornhusker Green Glass Cleaner Ready to Use, but concentrated. Suggested dilution rate: one (1) ounce per one (1) quart; four (4) ounces per one (1) gallon.

Item Number	Description	Price
F-JS-652	4 - 1 Gallon per Case	\$36.00

## Cornhusker Green Glass Cleaner (Ready to Use)

Want noticeably cleaner glass while being earth friendly? Our glass cleaner is the product for you! Same great product as the Cornhusker Green Glass Cleaner Concentrate, but pre-mixed for your convenience.

Item Number	Description	Price
F-JS-653	12 Quarts per Case (Comes with 1 trigger sprayer)	\$16.00

## Cornhusker Blaze Cleaner Degreaser (Ready to Use)

Same great product as our Cornhusker Blaze concentrate, but pre-mixed for your convenience.

Item Number	Description	Price
F-JS-155	12 Quarts per Case (Comes with 1 trigger sprayer)	\$16.00

## Household Cleaner

Our chlorinated bleach-based cleaner is the "go to" solution for cleaning sinks, countertops, pots and pans, porcelain surfaces and ceramic wall/floor tile.

Item Number	Description	Price
F-JS-230	24-24 Ounce Containers	\$44.00

## Lime Scale Remover (Ready to Use)

CSI's Lime Scale Remover is strong but gentle! Strong enough to remove hard water deposits but gentle enough not to damage surfaces, strip finishes, or harm pipes and drains (including PVC). You'll find many uses for this product.

Item Number	Description	Price
F-JS-275	12 - 1 Quart per Case (Comes with 1 trigger sprayer)	\$46.00
F-JS-276	4 - 1 Gallon per Case	\$52.00

## Cornhusker Blaze Cleaner Degreaser (Concentrate)

Cornhusker Blaze is our highly concentrated, high performing, one-product solution to your institutional cleaning and degreasing needs! Affordable and environmentally responsible, experience the power of purple! Suggested dilution rates: One to two (1-2) ounces per one (1) gallon for light soil applications; two to six (2-6) ounces per one (1) gallon for medium soil applications; six to twelve (6-12) ounces per one (1) gallon for heavy duty applications; and three to four (3-4) ounces per one (1) gallon for pressure washers. Avoid Contact with glass.

Item Number	Description	Price
F-JS-156	4 - 1 Gallon per Case	\$33.00

## Pine-O-Cleaner (Concentrate)

Our concentrated, biodegradable product cleans and deodorizes surfaces while leaving a fresh pine scent behind. Bring a breath of fresh air into your cleaning routine. Suggested dilution rate: two to four (2 to 4) ounces per one (1) gallon.

Item Number	Description	Price
F-JS-075	4 - 1 Gallon per Case	\$54.00
F-JS-076	5 Gallon Container	\$68.00

## Sparkle Bowl

Great for cleaning toilet bowls, urinals, vitreous surfaces, wash basins, bath tubs, shower stalls, drinking fountains, tile, porcelain, enameled surfaces, and stainless steel. Contains 25% phosphoric acid.

Item Number	Description	Price
F-JS-050	12 Quarts per Case (Comes with 1 bowl swab)	\$48.00
F-JS-051	4 - 1 Gallon per Case	\$57.00

# Laundry Products

## Commercial Laundry Compound

This synthetic detergent is designed specifically for use in commercial washers within institutional laundries, combining heavy-duty cleaning power and great value.

Item Number	Description	Price
F-JS-120	25 lb. Carton	\$46.50

## Powdered Bleach

Our organic bleach in a safe, convenient powder form provides constant, uniform bleaching and excellent stain removal.

Item Number	Description	Price
F-JS-130	25 lb. Carton	\$50.00

## Laundry Detergent

This new and improved scent free liquid laundry detergent has tons of brightening power, but no phosphates for environmentally friendly cleaning.

Item Number	Description	Price
F-JS-145	5 Gallon Container	\$44.00

## Liquid Bleach

Our concentrated liquid sodium hypochlorite solution is designed to give you whitening on laundry whites! May be used manually or in conjunction with automated supply systems.

Item Number	Description	Price
F-JS-521	5 Gallon Container	\$19.00

## Alkali Laundry Builder

This hydroxide based alkali is designed for use with heavily soiled items. Use in conjunction with laundry detergent to achieve optimum soil removal.

Item Number	Description	Price
F-JS-531	5 Gallon Container	\$22.00

## Laundry Sour

This proven liquid laundry sour quickly neutralizes excess alkalinity and adjusts fabric pH, minimizing the potential for skin irritation.

Item Number	Description	Price
F-JS-541	5 Gallon Container	\$34.00

## Laundry Softener

Our highly concentrated cationic positive blend is designed to give fabrics a soft, supple hand without yellowing, leaving a clean linen scent. This formula is canola based and made from renewable resources.

Item Number	Description	Price
F-JS-552	5 Gallon Container	\$28.00

## Specialty Chemical Products

### Odor Eliminator (Concentrate and Ready to Use)

Breathe a breath of fresh air with our new and improved Odor Eliminator. Our deodorizing formula eliminates food and residual odors in large areas - use it to treat carpets, furniture, waste disposal equipment, garbage compactors and control restroom odors. Dilution rate for concentrate is 3 to 6 ounces per quart. Leaves a fresh scent of Lavender Vanilla or Linen and Sky.

#### Lavender Vanilla

Item Number	Description	Price
	<b>Concentrate</b>	
F-JS-061	4 - 1 Gallon per Case	\$110.00
	<b>Ready to Use</b>	
F-JS-063	12 Quarts per Case	\$44.00
F-JS-062	4 - 1 Gallon per Case	\$45.50

#### Linen & Sky

	<b>Concentrate</b>	
F-JS-064	4 - 1 Gallon per Case	\$110.00
	<b>Ready to Use</b>	
F-JS-066	12 Quarts per Case	\$44.00
F-JS-065	4 - 1 Gallon per Case	\$45.50

### Brilliant Blue Dish Soap

Our Brilliant Blue dish soap cleans pots, pans, utensils and dishes effectively in either hard or soft water. This sudsy lather is derived from renewable and sustainable natural vegetable resources with a fresh lemon scent and is designed to be a powerful grease cutter.

Item Number	Description	Price
F-JS-266	4 - 1 Gallon per Case	\$56.50

### Liquid Auto Wash (Concentrate)

This concentrated synthetic detergent is mild, safe and free of both fragrances and dyes, making it the environmentally sensible choice for heavy duty vehicle cleaning. Tough on dirt, oil and road grime.

Item Number	Description	Price
F-JS-091	5 Gallon Container	\$27.00
F-JS-092	55 Gallon Drum	\$230.00

## Dispensing Accessories

Item Number	Description	Price
	<b>Foaming Soap Dispenser</b>	
G-JS-901	Foaming Soap Dispenser	\$23.50
	<b>Graduated Pump</b>	
F-JS-915	1/2 Ounce Pump	\$4.50
	<b>Quart Bottle</b>	
R-BX-101	Quart Bottle	\$0.50
	<b>Trigger Sprayer</b>	
R-BX-104	Trigger Sprayer	\$0.75
	<b>Gallon Jug</b>	
R-BX-105	Gallon Jug	\$1.00
	<b>Johnny Mop / Bowl Swab</b>	
R-BX-107	Johnny Mop / Bowl Swab	\$0.75

Proportioning equipment available upon request.

### TEC/CIDE Plus (Concentrate)

TEC/CIDE Plus is a workhorse of a product. EPA registered, hospital-grade disinfectant and low pH quaternary ammonium germicide cleans, disinfects, and deodorizes all hard surfaces, helps control lime scale, cleans brightwork, makes an effective bowl cleaner and neutralizes and removes salt residues on flooring. If you can only choose one product make it TEC/CIDE Plus! Dilution rate is an economical one half (1/2) ounce to one (1) gallon.

Item #	Description	Price
F-JS-401	4 - 1 Gallon per Case	\$75.00

#### (Ready to Use)

Same great product as our TEC/CIDE Plus but pre-mixed for your convenience.

F-JS-403	12 Quarts per Case (Comes with 1 trigger sprayer)	\$15.50
----------	--	---------

## Reconditioning



CSI has a long history of working with Nebraska churches. Refinishing, refurbishing, or re-upholstering church pews and other furnishings saves both money and memories. Our Quality workmanship and materials ensure customer satisfaction.

Pricing includes stripping, sanding and refinishing. Major repairs, upholstery, and ornate details or decoration will result in additional charges. Free estimates are available.

<b>Item</b>	<b>Pricing</b>
Pews, standard, plain, smooth and flat	\$30 (per foot)
Fronts/rails	\$15.50 (per foot)
Kneeler	\$12 (each)
Hymnal Holders	\$6.50 (each)


*Pickup and delivery statewide included.*

CSI also does re-upholstery, wood furniture refurbishing, and athletic equipment refurbishing.

## *Library Furnishings*

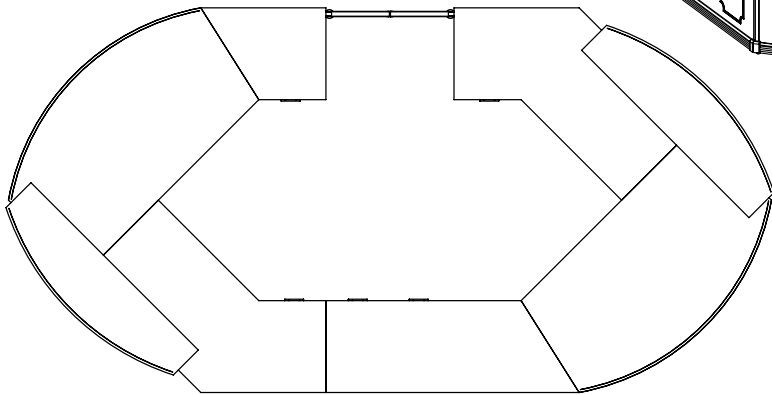
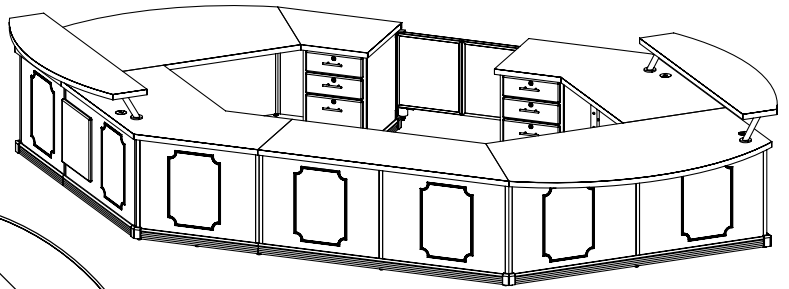
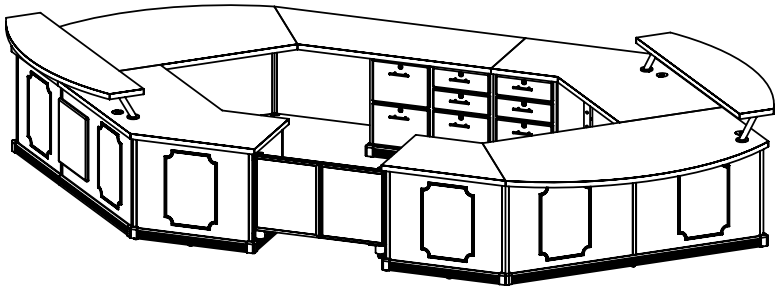


CSI has a wide variety of options for your library or shelving needs. Shelving, book carts, magazine racks, circulation desks and many more. All products are built to last, using quality materials and craftsmanship. No matter the quantity we will come to you and measure the area and do a layout and quote free of charge. Let us know how we can help, contact a Sales Representative today.

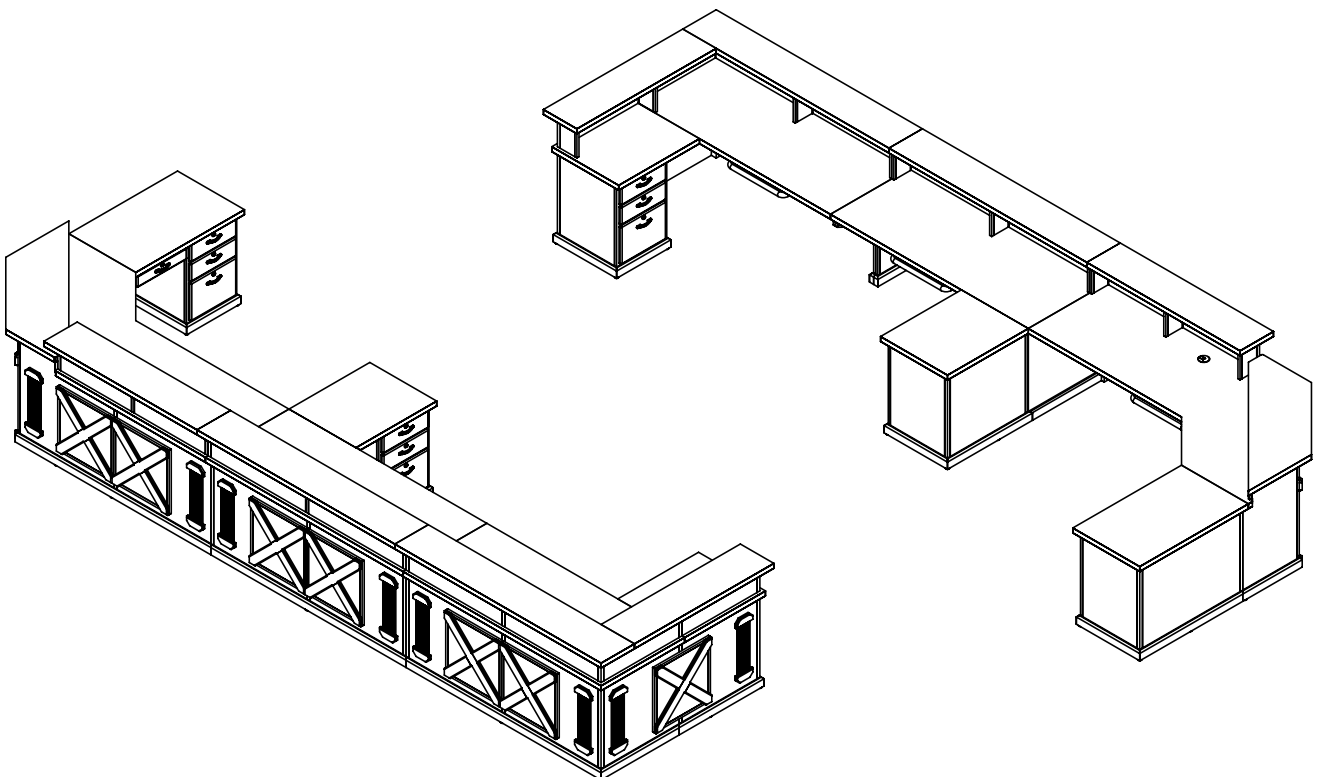


# Library Furnishings

---




Previous Circulation Desks




# Unify Table Laminate Options

## Solids




LWN White Sand



LGS Grey Moss




LCB Coffee Bean



LFW Frosty White



LGE Grey



LNA North Sea




LBK Black

## Metallic



LPS Pearl Silver



LPB Pearl Bisque



LPD Peal Dust



LSS Satin Stainless



LSX Satin Oxide


## Nebula




LWL White Nebula



LBA Beige Nebula




LCN Cloud Nebula

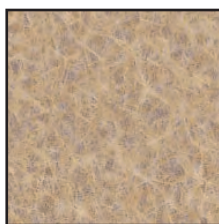


LGN Graphite Nebula

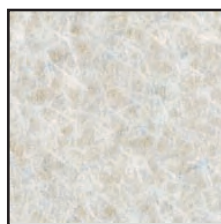
## Evolv



LSV Silicon Evolv



LTE Tungsten Evolv



LTV Titanium Evolv




LNV Nickel Evolv




*Wave*


LZC Sweet Corn




LKI Kiwi



LZP Sprout




LBE Blue Agave



LET Eggplant




LTR Tangerine



LPO Pomegranate

*Zephyr*

LSR Shadow Zephyr




LDZ Desert Zephyr



LCA Canyon Zephyr




LSZ Spiced Zephyr



LCL Cloud Zephyr



LMY Morro Zephyr



LMR Misted Zephyr



LLZ Loden Zephyr

*Woodgrain Laminates*LKM Kensington  
Maple

LCO Castle Oak

LMT Monticello  
Maple


LCX Cherry Storm

LBT Biltmore  
Cherry

LRY River Cherry



LCC Cocobala


LWY Windsor  
Mahogany

LBW Brighton Walnut


Patterns are not reproduced at actual size. They are representative samples from larger sheets. Colors may differ slightly from actual product. Please refer to actual samples before specifying.

# Paint and Molded Plastic

File Cabinets, FlexStation Base, Poly Student Seat, Dakota and Cheyenne Poly



**CO** Cottonwood



**WS** Wet Sand



**CT** Chocolate




**RK** Rubber Ducky



**NE** Nemo



**SH** Splash



**GN** Grass Green



**PR** Poppy Red



**SK** Sky Blue



**MG** Mardi Gras



**CY** Cayenne



**ND** Nordic




**PH** Purple Haze



**MY** Misty Brown



**FN** Flannel



**LG** Light Tone



**WG** Warm Grey




**BL** Black



**SA** Sand



**GR** Blue Grey



**CG** Cool Grey



**UB** Ultra Blue



**SP** Surf's Up



**ZL** Zesty Lime




**\*\*CH** Chrome



**\*CM** Champagne  
Metallic




**\*ZM** Bronze  
Metallic




**\*NK** Nickel Vein



**\*SX** Starlight Silver  
Metallic



**\*EX** Espresso  
Metallic



**\*AV** Antique Vein

\* Powder Coat Only

\*\* Plated

Patterns are not reproduced at actual size. They are representative samples from larger sheets. Colors may differ slightly from actual product. Please refer to actual samples before specifying.

# CSI Laminate Options

For Distinctive Furniture, Adjustable Leg Tables, Wooden Leg Tables, Folding Tables, Pub Height Tables, FlexStation, T-4, H-Base & T-Base

## Wood Grain

### Birch

(best match for grain)



Natural Birch  
S-PL-7481-58

Stain Match:  
STSW-154



Sorrel Cherry  
S-PL-5886-43

Stain Match:  
STSW-156



Select Cherry  
S-PL-7759-43

Stain Match:  
STSW-158

### Oak

(best match for grain)



Northern Oak  
S-PL-7152-58

Stain Match:  
STSW-157



Millennium Oak  
S-PL-5887-58

Stain Match:  
STSW-155

## Pattern



Travertine  
S-PL-3526-58



Jute Gauze  
S-PL-7709-58




Elemental Concrete  
S-PL-8830-58




Citadel Warp  
S-PL-5882-58




Earthen Warp  
S-PL-5880-58



Earth Wash  
S-PL-7213-58



Ebony Oxide  
S-PL-299-58



Storm Solidz  
S-PL-3505-58

Patterns are not reproduced at actual size. They are representative samples from larger sheets. Colors may differ slightly from actual product. Please refer to actual samples before specifying.

# Cabinet Hardware

---



R-AC-495



R-AC-497



R-AC-496



R-AC-498



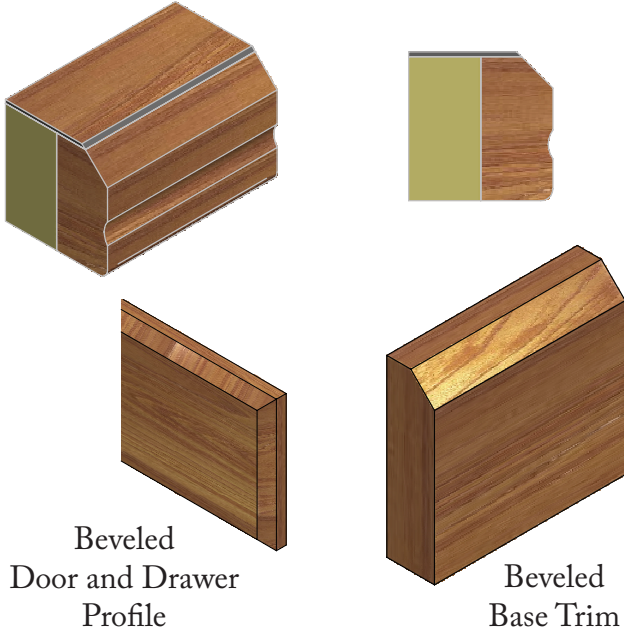
R-AC-499



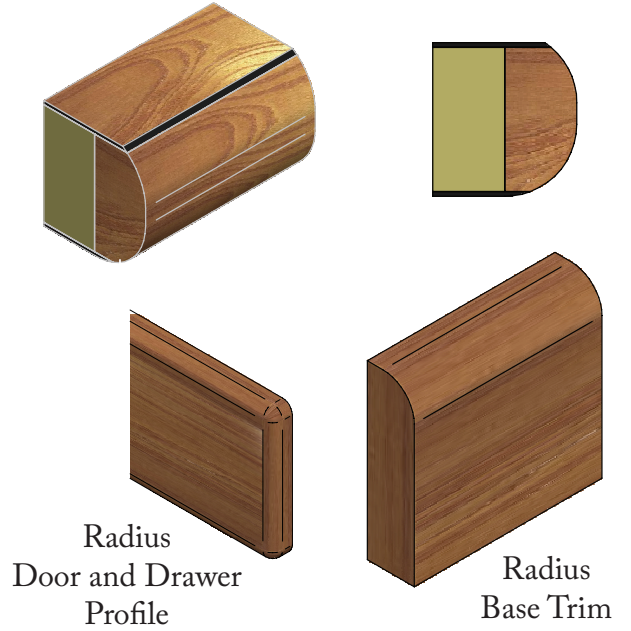
R-AC-351

# Edge Profiles and Corresponding Trim

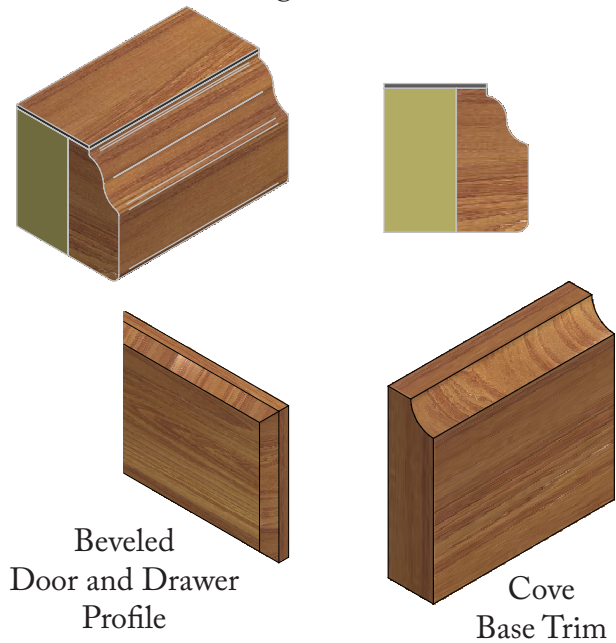
**Beveled Fluted**  
Edge Profile



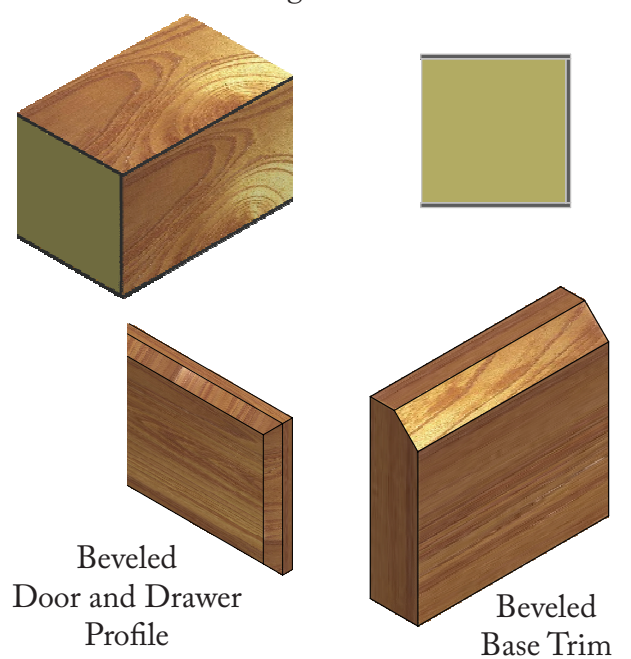
**Oval Overlay**  
Edge Profile



**Roman Ogee**  
Edge Profile




**Laminate Edge**  
Edge Profile





# Drop Edge Profiles


---




Beveled Fluted



Square Laminate



Roman Ogee



Oval Overlay

# Stain Options

---



Clear  
SW-3201




Chestnut  
SW-3211




Scandia Teak  
SW-3209




Auburn Anigre  
SW-3217




Black Walnut  
SW-3234




Sedona  
SW-3227




Autumn Oak  
SW-3205




Fruitwood  
SW-3204




Cherry  
SW-3207



Wheat  
SW-3202



Midnight Black  
SW-3233



Cinnamon  
SW-3203

# *Fabric Options*

---

The following fabric options are only representations of the color and patterns. Please contact a Sales Representative for actual samples.

The Tier system represented in the fabric are a pricing structure. The following are how the price is adjusted per Tier.

**Tier 1** fabric has no additional cost.

**Tier 2** fabric and vinyl has an additional cost based on individual item.

**Tier 3** fabric and vinyl will be a custom item, please contact a Sales Representative for quote.




# Fabric Options

## Tier 1



Axis - Denim



Axis - Energy



Axis - Grove



Axis - Noir



Axis - Paprika




Axis - Summer



Axis - Truffle




Axis - Willow



Core - Burst



Core - Dune



Core - Electric




Core - Eve




Core - Firey



Core - Hydra




Core - Macro



Core - Rubio




Core - Seed




Core - Shale




Core - Spritz




Core - Tide




Core - Vital




Expo - Festive




Expo - Fog




Expo - Latte




Expo - Leaf




Expo - Oasis




Expo - Raspberry




Expo - Sky




Expo - Spirit




Expo - Sprout



Expo - Tuxedo




Expo - Viola




Expo - Zest




Fuse - Azurean



Fuse - Carmine



Fuse - Cress



Fuse - Ginger



Fuse - Iris



Fuse - Lunar



Fuse - Malted



Fuse - Morel



Fuse - Pepper




Fuse - Pimento



Fuse - Pristine




Fuse - Saffron




Fuse - Walnut

# Fabric Options

## Tier 1




Perk - Auburn




Perk - Cabana



Perk - Cedar




Perk - Crimson



Perk - Dijon




Perk - Ebony




Perk - Flint



Perk - Patriot




Perk - Pewter




Perk - Regal




Perk - Sesame




Perk - Walnut




Origin - Amethyst



Origin - Annatto




Origin - Arundel



Origin - Avalon



Origin - Basalt




Origin - Bayou



Origin - Bottle



Origin - Caraway




Origin - Eco



Origin - Eureka




Origin - Euro



Origin - Fez



Origin - Gaia




Origin - Garnet



Origin - Indigo



Origin - Iron



Origin - Jet



Origin - Malt



Origin - Manta



Origin - Mikan




Origin - Myth



Origin - Poppy



Origin - Sapphire



Origin - Sodalite



Origin - Stately



Origin - Steel



Origin - System



Origin - Twine

# Fabric Options


## Tier 2 - Vinyl



Canter - Alfalfa



Canter - Ancho



Canter - Ballad



Canter - Baltic



Canter - Basalt



Canter - Bordeaux



Canter - Brazen




Canter -  
Chestnut




Canter - Cordovan




Canter - Earth



Canter - Ink




Canter - Iron




Canter - Lucid




Canter - Maize




Canter - Mica



Canter - Night



Canter - Nimbus




Canter - Onyx



Canter - Pyrite



Canter - Quarry



Canter - Sable



Canter - Saddle



Canter - Safari




Canter - Sand



Canter - Storm



Canter - Sumac



Canter - Tango



Canter - Tawny



Canter - Thatch



Canter - Toasty



Canter - Tusk



Canter - Verdite



Canter - Willow



Cassidy - Loam



Cassidy -  
Edamame



Cassidy - Cactus



Cassidy - Cattail



Cassidy - Meringue



Cassidy - Umber



Cassidy - Sunset



Cassidy - Mars




Cassidy -  
Penny Loafer




Cassidy - Morocco




Cassidy - Hickory




Cassidy - Fire



Cassidy - Yobi



Cassidy -  
Beaujolais



Cassidy - Denim

# Fabric Options

## Tier 2 - Vinyl



Cassidy -  
Boysenberry



Cassidy - Wisp



Cassidy - Desert



Cassidy - Pelican



Cassidy - Ash



Cassidy - Stainless



Cassidy -  
Forest Floor



Cassidy - Bisque



Cassidy -  
Tumbleweed



Cassidy -  
Brownstone



Cassidy -  
French Roast



Cassidy - Carmine




Cassidy -  
Black Raspberry




Cassidy - Atlantic



Cassidy - Pacific



Cassidy - Deep Sea



Cassidy - Jungle




Cassidy -  
Evergreen



Cassidy - Ebony



Cassidy - Seashell



Cassidy - Snowcap



Cassidy -  
Champagne



Cassidy -  
Dandelion



Cassidy -  
Butterscotch



Cassidy -  
Lady Bug



Cassidy - Orchid



Cassidy - Quarry



Cassidy - Parrot



Cassidy - Peacock



Cassidy - Marlin



Cassidy - Mirage



Cassidy - Leek



Cassidy -  
Sour Apple



Cassidy - Russet



Fuse - Pearl



Fuse - Honey




Fuse - Raffia



Fuse - Peacock



Fuse - Almond



Fuse - Nugget



Fuse - Taupe




Fuse - Chive




Fuse - Moss



Fuse - Golden




Fuse - Tangelo



Fuse - Magenta



Fuse - Jade



Fuse - Aqua




Fuse - Acorn



# Fabric Options

---

## Tier 2 - Vinyl



Fuse - Persimmon



Fuse - Plum




Fuse - Ink



Fuse - Slate




Fuse - Cinnabar



Fuse - Espresso



Fuse - Charcoal



Fuse - Onyx

# Fabric Options

## Tier 2 - Fabric



Ace - Poppy



Ace - Rain



Ace - Celadon



Ace - Grotto



Ace - Tarragon



Ace - Toast



Ace - Butterscotch



Ace - Iris




Ace - Water




Ace - Basil



Ace - Driftwood



Ace - Autumn



Ace - Monarch



Ace - Neptune




Ace - Peacock




Ace - Char



Ace - Lantern




Ace - Petunia



Ace - Marina



Ace - Sherwood




Ace - Fudge



Ace - Peony




Ace - Jet




Ace - Midnight

# Fabric Options


## Tier 2 - Fabric




Brilliant - Sandbar




Brilliant - Glow




Brilliant -  
Clearwater




Brilliant - Iron




Brilliant - Parrot




Brilliant - Torch




Brilliant - Poppy




Brilliant -  
Lakeshore




Brilliant -  
Sapphire




Brilliant -  
Firecracker




Brilliant - Razzle




Brilliant - Joe




Brilliant - Ink



Brilliant - Noir




Dart - Ruby



Dart - Bamboo



Dart - Fog



Dart - Vermillion



Dart - Herb



Dart - Sapphire



Dart - Carob




Dart - Evergreen




Dart - Abyss




Dart - Peat




Bryant Park -  
Burgundy




Bryant Park -  
Marigold



Bryant Park -  
Medoc



Bryant Park -  
Nile



Bryant Park -  
Dusk




Bryant Park -  
Pumice



Bryant Park -  
Curry




Bryant Park -  
Raspberry




Bryant Park -  
Saxon Blue




Bryant Park -  
Hemlock




Bryant Park -  
Gunmetal




Bryant Park -  
Crocodile



Bryant Park -  
Violet



Bryant Park -  
Night Shadow




Bryant Park -  
Chocolate



Fast Lane -  
Linen




Fast Lane -  
Gold



Fast Lane -  
Firecracker



Fast Lane -  
Mushroom




Fast Lane -  
Electric Blue




Fast Lane -  
Cherrywood



Fast Lane -  
Anthracite




Fast Lane -  
Deep Plum



Fast Lane -  
Chocolate

# Fabric Options


## Tier 2 - Fabric




Hi-Fi -  
Wavelength




Hi-Fi - Stereo



Hi-Fi - Sound



Hi-Fi - Radio



Hi-Fi - Tone



Hi-Fi - Rhythm



Hi-Fi - Clarity



Hi-Fi - Volume



Hi-Fi - Harmony




Hi-Fi - Frequency



Hi-Fi - Pitch



Furrows - Ignite



Furrows -  
Burnished



Furrows - Prairie



Furrows -  
Parchment




Furrows - Kelp



Furrows - Marine



Furrows - Granite



Furrows - Grotto



Furrows - Passion




Furrows - Onyx




Hive - Slate



Hive - Hornet



Hive - Bumble



Hive - Water



Hive - Chili



Hive - Aegean



Hive - Violet



Hive -  
Honeycomb



Hive - Brick




Sequence -  
Alabaster



Sequence -  
Carbon




Sequence -  
Putty




Sequence -  
Silver Lining




Sequence -  
Crisp




Sequence -  
Sky



Sequence -  
Crimson



Sequence -  
Orange




Sequence -  
Navy




Sequence -  
Cadet



Sequence -  
Burgundy




Sequence -  
Peat



Sequence -  
Abyss

# Fabric Options


## Tier 2 - Fabric




Polka - Limelight




Polka -  
Champagne



Polka -  
Blue Moon




Polka - Very Berry




Polka - Fuse




Polka - Sable



Polka - Silhouette




Retrograde -  
Electric



Retrograde -  
Sunrise



Retrograde -  
Castlerock




Retrograde -  
Coastal




Retrograde -  
Lava



Retrograde -  
Mercury



Retrograde -  
Aquamarine



Retrograde -  
Riverside



Retrograde -  
Eclipse



Riddle - Siren




Riddle - Malt



Riddle - Iris



Riddle - Frost



Riddle - Citron



Riddle -  
Peppercorn



Riddle - Surf




Riddle -  
Chalkboard



Riddle -  
Black Coffee



Inside Track - Aru-  
ba




Inside Track - Ecru



Inside Track -  
Chartreuse




Inside Track -  
Blaze




Inside Track -  
Roma



Inside Track -  
Argent




Inside Track - Kelly



Inside Track -  
Passion



Inside Track -  
Claret




Inside Track -  
Royal




Inside Track -  
Caper



Inside Track -  
Violet



Inside Track -  
Espresso



Inside Track -  
Ink



Inside Track -  
Demitasse



# Fabric Options

## Tier 2 - Fabric




Inside Track -  
Anthracite



Inside Track -  
Jet




Sprint - Mist



Sprint - Ivory



Sprint - Quarry



Sprint - Turquoise



Sprint - Gold



Sprint - Twig



Sprint - Graphite



Sprint - Fern




Sprint - Breeze



Sprint - Blaze



Sprint - Rust




Sprint - Nocturne



Sprint - Storm



Sprint - Driftwood



Sprint - Cherry



Sprint - Cordovan



Sprint -  
Blackberry



Sprint - Peat




Sprint - Abyss




Tribeca - Dove



Tribeca - Jute



Tribeca - Sunflower




Tribeca - Amber



Tribeca - Silver



Tribeca - Slate



Tribeca - Burnt Orange



Tribeca - Cayenne



Tribeca - Kiss



Tribeca - Cassis



Tribeca - Wasabi




Tribeca - Clover



Tribeca - Teal




Tribeca - Regatta




Tribeca - Gemstone



Tribeca - Truffle



Tribeca - Shadow



Tribeca - Caviar

Tier 3 encompasses all other fabric choices. Prices available upon request.

The background of the page is an abstract design featuring several overlapping, wavy bands of blue. The colors range from a very light, almost white blue at the top to a deep, dark blue at the bottom. The waves flow from the left side towards the right, creating a sense of movement and depth. The overall effect is clean, modern, and professional.

# Cornhusker State Industries

800 Pioneers Blvd  
Lincoln, NE 68502

800.348.7537

[corrections.nebraska.gov/csi](http://corrections.nebraska.gov/csi)