

INVITATION TO BID
(PLEASE USE THE ENCLOSED BID SHEETS)

NOTICE IS HEREBY GIVEN that the Board of County Commissioners of Custer County, Oklahoma will have received sealed bids either by mail and ground delivery by Friday, September 14, 2018 at 4:00 o'clock p.m., or in person until September 17, 2018 until the hour of 9:30 a.m. on said day, in their office in the Courthouse in Arapaho, Oklahoma. Sealed bids shall be opened on September 17, 2018 at 9:30 o'clock a.m. for the following:

MINIMUM SPECIFICATIONS
LABOR, MATERIALS, CONCRETE PAD, ELECTRIC, PLUMBING FOR COMPLETE-TO-BUILDING INSTALLATION OF GENERATOR FOR
CLINTON HEALTH DEPARTMENT

Specifications and information are on the file in the Custer County Clerk's Office in Arapaho, Oklahoma and may be viewed on Custer County's website, <http://www.custer.okcounties.org>.

All bids must be in a sealed envelope, clearly marked BID, with the BID OPENING DATE.

All bids must be mailed or delivered to:

(Mailing)

CUSTER COUNTY CLERK'S OFFICE
P.O. BOX 300
ARAPAHO, OKLAHOMA 73620-0300

(Physical)

CUSTER COUNTY CLERK'S OFFICE
675 WEST "B" STREET
ARAPAHO, OKLAHOMA 73620-0300

Please follow all instructions for submitting bid proposals completely.

/S/MELISSA PARKER,
CUSTER COUNTY CLERK
(SEAL)

INSTRUCTIONS FOR SUBMITTING BID PROPOSALS

1. This entire packet (Invitation to Bid, Instructions, Minimum Specifications, Affidavit for Filing with Competitive Bid, Affidavit for Contracts and Payments, and W-9) shall be known as the "Invitation to Bid" form. Fill out the "Invitation to Bid" form *completely*.
2. Identify the outside of the sealed envelope as follows:
SEALED BID
CLOSING (Bid Date)
BID (Opening Time)
3. Place your company name and return address on the outside of the envelope.
4. File the bid proposal with the Custer County Clerk, either **by mail or ground delivery** by Friday, September 14, 2018 at 4:00 o'clock p.m., *or in person*, until **9:30 o'clock a.m. on September 17, 2018**. Bids received after this time will be rejected and unopened. All bids will be opened at **9:30 o'clock a.m., September 17, 2018** during the County Commissioner's meeting held in the Custer County Courthouse, Arapaho, Oklahoma, Room 104, at 675 West "B" Street, Arapaho, Oklahoma.
5. All forms must be filled out completely. Any incomplete forms could result in rejection if the Board of County Commissioners considers such action to be in the best interest of Custer County.
6. The address of the Custer County Clerk is as follows:

<i>(Mailing)</i>	<i>(Physical)</i>
CUSTER COUNTY CLERK'S OFFICE	CUSTER COUNTY CLERK'S OFFICE
P.O. BOX 300	675 WEST "B" STREET
ARAPAHO, OKLAHOMA 73620-0300	ARAPAHO, OKLAHOMA 73620
7. All bid information shall be typewritten, or legibly written in ink. All corrections shall be initialed by the person signing the form(s).
8. On all bids requiring services or contract labor, proof of liability insurance may be required. Read the bid specifications carefully.
9. FOR PROMPT PAYMENT OF ALL INVOICES, PLEASE NOTE:
* Payment for all expenses for Custer County is made twice a month. Approval of said claims is made on the second and fourth Monday of each month. For your claim to be considered for payment, the product(s) or service(s) must be delivered, and the appropriate paperwork on file with the County Clerk's office no later than five working days prior to the second and fourth Monday of the month.
* If the proper invoices and supporting documentation are not received by the cut-off date, payment will be rendered during the following payment issue period.
* Please contact Melissa Parker, Custer County Clerk, for a schedule for invoice submission in order to expedite payment processing.
10. If you have any questions regarding the bid specifications, or the bid deadlines, etc., please contact Melissa Parker, Custer County Clerk or Lauren Ellis, Purchasing Agent at (580) 323-4420.

NOTE: ALL BID PROPOSALS WHICH DO NOT CONTAIN THE "INVITATION TO BID" AND THE SIGNED/NOTARIZED "AFFIDAVIT FOR FILING WITH COMPETITIVE BID", WILL BE INVALID AND REJECTED.

THE BOARD OF COUNTY COMMISSIONERS RESERVES THE RIGHT TO REJECT ANY AND ALL BIDS.

**MINIMUM SPECIFICATIONS
LABOR, MATERIALS, CONCRETE PAD, ELECTRIC, PLUMBING FOR COMPLETE-TO-
BUILDING INSTALLATION OF GENERATOR FOR
CLINTON HEALTH DEPARTMENT
CUSTER COUNTY, OKLAHOMA**

The Bidder will be expected to conform to these specifications should they be the successful awarded Bidder. The Bidder will be expected to list three references that the County may contact at its' discretion who can confirm the Bidder's successful experience installing the specified products.

CLINTON HEALTH DEPARTMENT WILL PROVIDE:

150 KW 120/208v 3Phase Generac Natural Gas Standby Generator, s/n QT15068GNAC with 600AMP 3Phase 120/208v Service Switch.

VENDOR TO PROVIDE:

1. Concrete Pad – 48.8” wide x 127.2” long x 4” thick – all materials and labor to install. GENERATOR SHAL BE SECURED TO CONCRETE PAD.
2. Electrician – All labor and materials to install Generator – Wiring, Pipe, Connectors and Miscellaneous items needed for installation.
3. Plumber to connect natural gas from meter to Generator – Labor and Materials.
4. Permit for installation.

SEE ATTACHED SPECIFICATIONS FOR GENERATOR.

PROJECT MUST BE BID AS COMPLETE-TO-BUILDING.

BID PROPOSAL

\$ _____

ESTIMATED DATE OF INSTALLATION

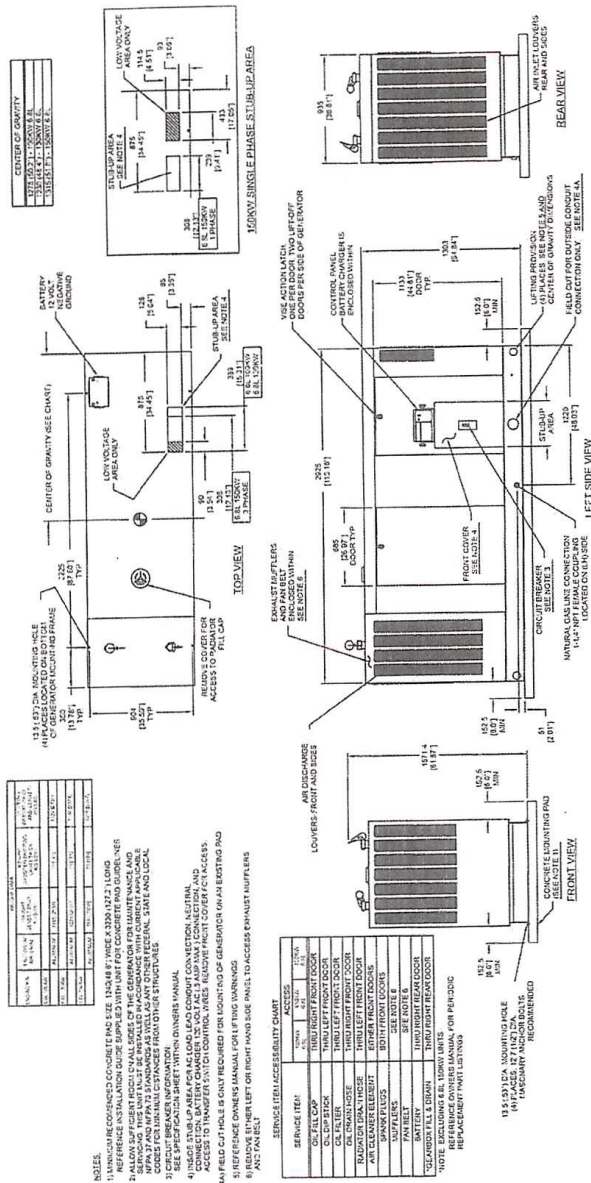
100 • 130 • 150 kW

GENERAC

installation layout

Drawing #0H4105-B

Standby Generators



DIMENSIONS: MM (INCH)

GENERAC

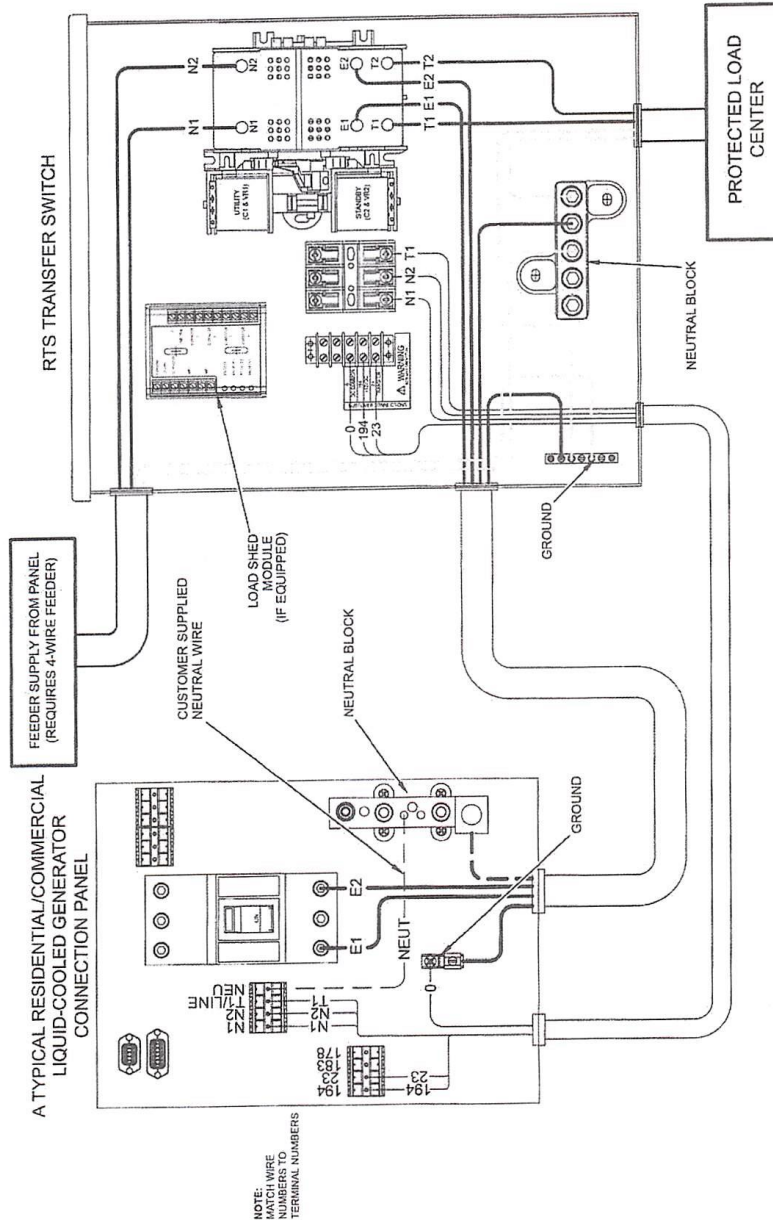
Generac Power Systems, Inc. • S45 W29290 HWY. 59, Waukesha, WI 53189 • generac.com
 ©2017 Generac Power Systems, Inc. All rights reserved. All specifications are subject to change without notice. Bulletin 01993705BY-M 05/31/17

70 • 80 • 100 • 130 • 150 kW

Drawing #0H7452-D

GENERAC

interconnections



LIQUID COOLED INSTALLATION

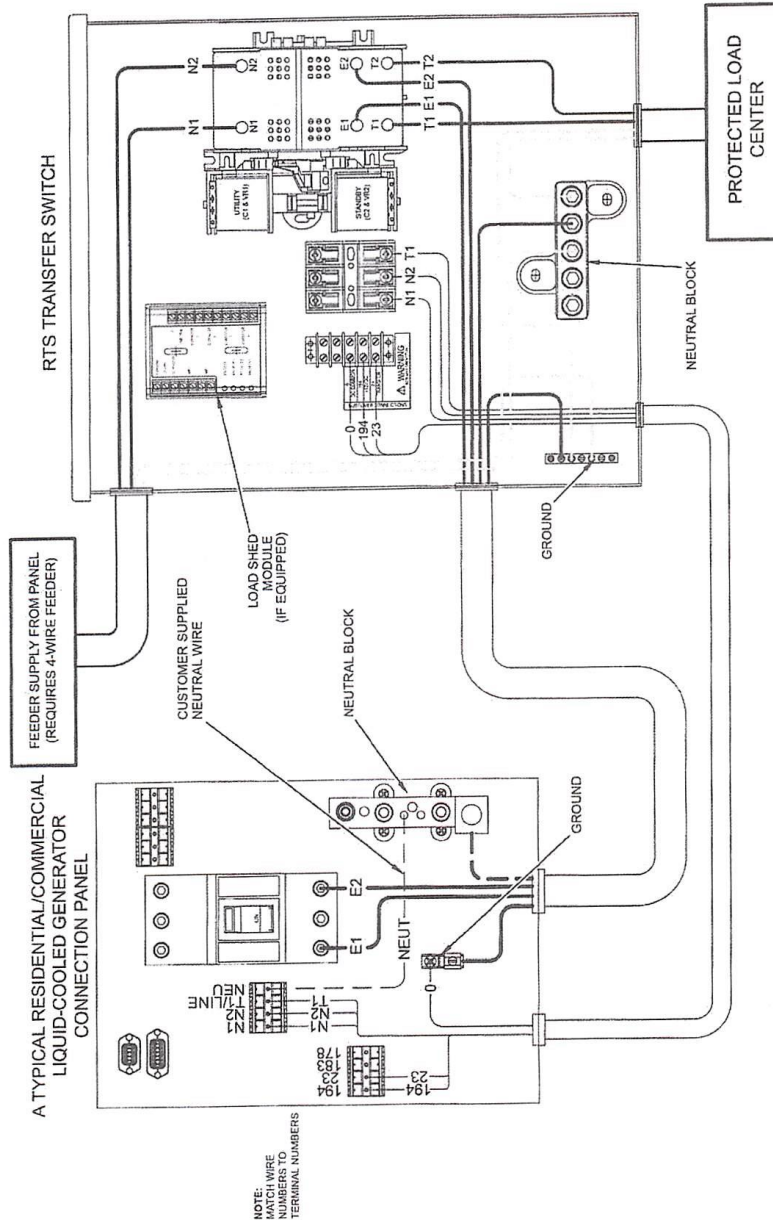
Note: Use the generator's specific installation manual and wiring diagrams to verify generator wiring connections, as they may differ slightly from illustration.

70 • 80 • 100 • 130 • 150 kW

Drawing #0H7452-D

GENERAC

interconnections



LIQUID COOLED INSTALLATION

Note: Use the generator's specific installation manual and wiring diagrams to verify generator wiring connections, as they may differ slightly from illustration.

S.A. & I. 425 (2000)

AFFIDAVIT FOR FILING WITH COMPETITIVE BID

STATE OF OKLAHOMA)
) SS
COUNTY OF CUSTER)

_____, of lawful age, being first duly sworn,
on oath says, that (s)he is the agent authorized by the bidder to submit the attached bid. Affiant further states that the bidder has not been a party to any collusion among bidders in restraint of freedom of competition by agreement to bid at a fixed price or to refrain from bidding; or with any county official or employee as to quantity, quality or price in the prospective contract, or any other terms of said prospective contract; or in any discussions between bidders and any county official concerning exchange of money or other thing of value for special consideration in the letting of a contract.

VENDOR: _____
SIGNATURE: _____
TITLE: _____
ADDRESS: _____
CITY/STATE/ZIP _____
PHONE _____
FAX _____
EMAIL _____

Subscribed and sworn to before me this _____, 20__.

Notary Public (Clerk or Judge)

My Commission Expires: _____

(SEAL)

Note: Each competitive bid submitted to a county, school district or municipality must be accompanied with the above Affidavit as required by 61 Okla.St.Ann.§138

Request for Taxpayer Identification Number and Certification

Give Form to the
requester. Do not
send to the IRS.

▶ Go to www.irs.gov/FormW9 for instructions and the latest information.

Print or type. See Specific Instructions on page 3.	<p>1 Name (as shown on your income tax return). Name is required on this line; do not leave this line blank.</p> <hr/> <p>2 Business name/disregarded entity name, if different from above</p> <hr/> <p>3 Check appropriate box for federal tax classification of the person whose name is entered on line 1. Check only one of the following seven boxes.</p> <p><input type="checkbox"/> Individual/sole proprietor or single-member LLC <input type="checkbox"/> C Corporation <input type="checkbox"/> S Corporation <input type="checkbox"/> Partnership <input type="checkbox"/> Trust/estate</p> <p><input type="checkbox"/> Limited liability company. Enter the tax classification (C=C corporation, S=S corporation, P=Partnership) ▶ _____</p> <p>Note: Check the appropriate box in the line above for the tax classification of the single-member owner. Do not check LLC if the LLC is classified as a single-member LLC that is disregarded from the owner unless the owner of the LLC is another LLC that is not disregarded from the owner for U.S. federal tax purposes. Otherwise, a single-member LLC that is disregarded from the owner should check the appropriate box for the tax classification of its owner.</p> <p><input type="checkbox"/> Other (see instructions) ▶ _____</p>	<p>4 Exemptions (codes apply only to certain entities, not individuals; see instructions on page 3):</p> <p>Exempt payee code (if any) _____</p> <p>Exemption from FATCA reporting code (if any) _____</p> <p><small>(Applies to accounts maintained outside the U.S.)</small></p>
	<p>5 Address (number, street, and apt. or suite no.) See instructions.</p> <hr/> <p>6 City, state, and ZIP code</p>	<p>Requester's name and address (optional)</p> <p>CUSTER COUNTY PO BOX 300 ARAPAHO, OK 73620-0300</p>
	<p>7 List account number(s) here (optional)</p>	

Part I Taxpayer Identification Number (TIN)

Enter your TIN in the appropriate box. The TIN provided must match the name given on line 1 to avoid backup withholding. For individuals, this is generally your social security number (SSN). However, for a resident alien, sole proprietor, or disregarded entity, see the instructions for Part I, later. For other entities, it is your employer identification number (EIN). If you do not have a number, see *How to get a TIN*, later.

Note: If the account is in more than one name, see the instructions for line 1. Also see *What Name and Number To Give the Requester* for guidelines on whose number to enter.

Social security number					
<table style="width: 100%; border-collapse: collapse;"> <tr> <td style="width: 25%; border: 1px solid black; height: 20px;"></td> <td style="width: 5%; text-align: center;">-</td> <td style="width: 25%; border: 1px solid black; height: 20px;"></td> <td style="width: 5%; text-align: center;">-</td> <td style="width: 40%; border: 1px solid black; height: 20px;"></td> </tr> </table>		-		-	
	-		-		
or					
Employer identification number					
<table style="width: 100%; border-collapse: collapse;"> <tr> <td style="width: 25%; border: 1px solid black; height: 20px;"></td> <td style="width: 5%; text-align: center;">-</td> <td style="width: 70%; border: 1px solid black; height: 20px;"></td> </tr> </table>		-			
	-				

Part II Certification

Under penalties of perjury, I certify that:

1. The number shown on this form is my correct taxpayer identification number (or I am waiting for a number to be issued to me); and
2. I am not subject to backup withholding because: (a) I am exempt from backup withholding, or (b) I have not been notified by the Internal Revenue Service (IRS) that I am subject to backup withholding as a result of a failure to report all interest or dividends, or (c) the IRS has notified me that I am no longer subject to backup withholding; and
3. I am a U.S. citizen or other U.S. person (defined below); and
4. The FATCA code(s) entered on this form (if any) indicating that I am exempt from FATCA reporting is correct.

Certification instructions. You must cross out item 2 above if you have been notified by the IRS that you are currently subject to backup withholding because you have failed to report all interest and dividends on your tax return. For real estate transactions, item 2 does not apply. For mortgage interest paid, acquisition or abandonment of secured property, cancellation of debt, contributions to an individual retirement arrangement (IRA), and generally, payments other than interest and dividends, you are not required to sign the certification, but you must provide your correct TIN. See the instructions for Part II, later.

Sign Here	Signature of U.S. person ▶ _____	Date ▶ _____
------------------	----------------------------------	--------------

General Instructions

Section references are to the Internal Revenue Code unless otherwise noted.

Future developments. For the latest information about developments related to Form W-9 and its instructions, such as legislation enacted after they were published, go to www.irs.gov/FormW9.

Purpose of Form

An individual or entity (Form W-9 requester) who is required to file an information return with the IRS must obtain your correct taxpayer identification number (TIN) which may be your social security number (SSN), individual taxpayer identification number (ITIN), adoption taxpayer identification number (ATIN), or employer identification number (EIN), to report on an information return the amount paid to you, or other amount reportable on an information return. Examples of information returns include, but are not limited to, the following.

- Form 1099-INT (interest earned or paid)

- Form 1099-DIV (dividends, including those from stocks or mutual funds)
- Form 1099-MISC (various types of income, prizes, awards, or gross proceeds)
- Form 1099-B (stock or mutual fund sales and certain other transactions by brokers)
- Form 1099-S (proceeds from real estate transactions)
- Form 1099-K (merchant card and third party network transactions)
- Form 1098 (home mortgage interest), 1098-E (student loan interest), 1098-T (tuition)
- Form 1099-C (canceled debt)
- Form 1099-A (acquisition or abandonment of secured property)

Use Form W-9 only if you are a U.S. person (including a resident alien), to provide your correct TIN.

If you do not return Form W-9 to the requester with a TIN, you might be subject to backup withholding. See What is backup withholding, later.