

FOR KNOWN OR SUSPECTED CYANIDE POISONING

TREAT WITH CYANOKIT¹



NDC 50633-310-11

INDICATION

CYANOKIT is indicated for the treatment of known or suspected cyanide poisoning.

SELECTED SAFETY INFORMATION

In conjunction with CYANOKIT, treatment of cyanide poisoning must include immediate attention to airway patency, adequacy of oxygenation and hydration, cardiovascular support, and management of seizures. Consideration should be given to decontamination measures based on the route of exposure. Use caution in the management of patients with known anaphylactic reactions to hydroxocobalamin or cyanocobalamin. Consider alternative therapies, if available.

1. CYANOKIT [package insert]. BTG International Inc.; 2021.

Please see [Important Safety Information](#) on slides 3-5 and full [Prescribing Information](#) for CYANOKIT, starting on slide 33.

Indication and Important Safety Information 3

Identifying cyanide poisoning 6

How CYANOKIT works 13

The specifics of CYANOKIT 18

Preparing and administering CYANOKIT..... 22

Storage of CYANOKIT 27

Grant information for CYANOKIT..... 30

Full Prescribing Information 33

INDICATION

CYANOKIT is indicated for the treatment of known or suspected cyanide poisoning.

IMPORTANT SAFETY INFORMATION

WARNINGS AND PRECAUTIONS

Emergency Patient Management

- In conjunction with CYANOKIT, treatment of cyanide poisoning must include immediate attention to airway patency, adequacy of oxygenation and hydration, cardiovascular support, and management of seizures. Consideration should be given to decontamination measures based on the route of exposure.

Risk of Anaphylaxis and Other Hypersensitivity Reactions

- Consider alternative therapies, if available, in patients with known anaphylactic reactions to hydroxocobalamin or cyanocobalamin.
- Allergic reactions may include: anaphylaxis, chest tightness, edema, urticaria, pruritus, dyspnea, and rash. Allergic reactions including angioneurotic edema have also been reported in postmarketing experience.

Risk of Renal Injury

- Acute renal failure with acute tubular necrosis, renal impairment and urine calcium oxalate crystals have been reported following CYANOKIT therapy. Monitor renal function for 7 days following CYANOKIT therapy.

Risk of Increased Blood Pressure

- Substantial increases in blood pressure may occur following CYANOKIT therapy. Monitor blood pressure during therapy.

(Important Safety Information continued on next slide)

WARNINGS AND PRECAUTIONS (cont'd)

Laboratory Tests

- Because of its deep red color, hydroxocobalamin has been found to interfere with colorimetric determination of certain laboratory parameters (e.g., clinical chemistry, hematology, coagulation, and urine parameters). Be aware of this when reporting and interpreting laboratory results.
- While determination of blood cyanide concentration is not required for management of cyanide poisoning and should not delay treatment with CYANOKIT, collecting a pretreatment blood sample may be useful for documenting cyanide poisoning as sampling post-CYANOKIT use may be inaccurate.

Clinical Methods

- Because of its deep red color, hydroxocobalamin may cause hemodialysis machines to shut down due to an erroneous detection of a “blood leak”. This should be considered before hemodialysis is initiated in patients treated with hydroxocobalamin.

Photosensitivity

- Hydroxocobalamin absorbs visible light in the UV spectrum. It therefore has potential to cause photosensitivity. While it is not known if the skin redness predisposes to photosensitivity, patients should be advised to avoid direct sun while their skin remains discolored.

(Important Safety Information continued on next slide)

WARNINGS AND PRECAUTIONS (cont'd)

Pregnancy and Lactation

- Available data from cases reported in the published literature and postmarketing surveillance with CYANOKIT use in pregnant women are insufficient to identify a drug-associated risk for major birth defects, miscarriage, or adverse maternal and fetal outcomes. There are risks to the pregnant woman and fetus associated with untreated cyanide poisoning. In animal studies, hydroxocobalamin administered to pregnant rats and rabbits during the period of organogenesis caused skeletal and soft tissue abnormalities, including alterations in the central nervous system, at exposures similar to human exposures at the therapeutic dose.
- Breastfeeding is not recommended during treatment with CYANOKIT.

ADVERSE REACTIONS

- The most common adverse reactions (>5%) include transient chromaturia, erythema, oxalate crystals in urine, rash, increased blood pressure, nausea, headache and infusion site reactions.

Identifying cyanide poisoning



- Sources of cyanide poisoning include hydrogen cyanide and its salts, cyanogenic plants, aliphatic nitriles, and prolonged exposure to sodium nitroprusside
- Cyanide poisoning may result from inhalation, ingestion, or dermal exposure to various cyanide-containing compounds, including smoke from closed-space fires

SELECTED SAFETY INFORMATION

In conjunction with CYANOKIT, treatment of cyanide poisoning must include immediate attention to airway patency, adequacy of oxygenation and hydration, cardiovascular support, and management of seizures. Consideration should be given to decontamination measures based on the route of exposure. Use caution in the management of patients with known anaphylactic reactions to hydroxocobalamin or cyanocobalamin. Consider alternative therapies, if available.

1. CYANOKIT [package insert]. BTG International Inc.; 2021.

Please see [Important Safety Information](#) on slides 3-5 and full [Prescribing Information](#) for CYANOKIT, starting on slide 33.

Diagnosing cyanide poisoning may be difficult

CYANOKIT[®]
(hydroxocobalamin for injection)

- The presence and extent of cyanide poisoning are often initially unknown¹
- There is no widely available, rapid, confirmatory cyanide blood test¹
- Treatment decisions must be made on the basis of clinical history and signs and symptoms of cyanide intoxication¹
- Plasma lactate level could be monitored, as it increases proportionally with the degree of cyanide poisoning, but it is not a definite diagnostic tool^{2,3}
- If cyanide poisoning is suspected, treatment should not be delayed to obtain a plasma lactate concentration¹

SELECTED SAFETY INFORMATION

Allergic reactions may include: anaphylaxis, chest tightness, edema, urticaria, pruritus, dyspnea, and rash. Allergic reactions including angioneurotic edema have also been reported in postmarketing experience.

1. CYANOKIT [package insert]. BTG International Inc.; 2021. 2. Baud FJ, Borron SW, Mégarbane B, et al. Value of lactic acidosis in the assessment of the severity of acute cyanide poisoning. *Crit Care Med*. 2002;30(9):2044-2050. 3. Lawson-Smith P, Jansen EC, Hyldegaard O. Cyanide intoxication as part of smoke inhalation—a review on diagnosis and treatment from the emergency perspective. *Scand J Trauma Resusc Emerg Med*. 2011;19:14. doi:10.1186/1757-7241-19-14.

Please see [Important Safety Information](#) on slides 3-5 and full [Prescribing Information](#) for CYANOKIT, starting on slide 33.

Where there's smoke, there may be cyanide

CYANOKIT[®]
(hydroxocobalamin for injection)

- Although carbon monoxide is a well-known toxin in fire smoke, cyanide can be an overlooked danger¹
- Cyanide is often released when everyday items found in most homes and businesses combust, making smoke inhalation the most common cause of acute cyanide poisoning²
- With signs and symptoms similar to carbon monoxide poisoning, cyanide poisoning can be difficult to recognize^{3,4}
- Despite the similarities, quick diagnosis is essential³

SELECTED SAFETY INFORMATION

Cases of acute renal failure with acute tubular necrosis, renal impairment, and urine calcium oxalate crystals have been reported. In some situations, hemodialysis was required to achieve recovery. Regular monitoring of renal function, including but not limited to blood urea nitrogen (BUN) and serum creatinine, should be performed for 7 days following CYANOKIT therapy.

1. Eckstein M, Maniscalco PM. Focus on smoke inhalation—the most common cause of acute cyanide poisoning. *Prehosp Disaster Med.* 2006;21(2):s49-s55. 2. Guidotti T. Acute cyanide poisoning in prehospital care: new challenges, new tools for intervention. *Prehosp Disaster Med.* 2005;21(2):s40-s48. 3. CYANOKIT [package insert]. BTG International Inc.; 2021. 4. Stevens J, El-Shammaa E. Carbon monoxide and cyanide poisoning in smoke inhalation victims. Relias Media website. <https://www.reliasmedia.com/articles/print/16787-carbon-monoxide-and-cyanide-poisoning-in-smoke-inhalation-victims-a-review>. Accessed June 19, 2019.

Please see [Important Safety Information](#) on slides 3-5 and full [Prescribing Information](#) for CYANOKIT, starting on slide 33.

Where there's smoke, there may be cyanide (cont'd)



Common signs and symptoms of cyanide and carbon monoxide poisoning^{2,3}

CYANIDE	COMMON TO BOTH	CARBON MONOXIDE
<ul style="list-style-type: none">• Chest tightness• Altered mental status (e.g., confusion, disorientation)• Mydriasis• Tachypnea/Hyperpnea (early)• Bradypnea/Apnea (late)• Hypertension (early)/ Hypotension (late)• Cardiovascular collapse• Plasma lactate concentration ≥ 8 mmol/L	<ul style="list-style-type: none">• Headache• Nausea• Vomiting• Confusion• Dyspnea• Coma• Seizure	<ul style="list-style-type: none">• Dizziness• Vertigo• Irritability• Flu-like symptoms• Fatigue• Delirium• Ataxia• Loss of consciousness• Chest pain• Myocardial infarction• Stroke

SELECTED SAFETY INFORMATION

Many patients with cyanide poisoning will be hypotensive; however, elevations in blood pressure have also been observed in known or suspected cyanide poisoning victims. Elevations in blood pressure (≥ 180 mmHg systolic or ≥ 110 mmHg diastolic) were observed in approximately 18% of healthy subjects (not exposed to cyanide) receiving hydroxocobalamin 5 g and 28% of subjects receiving 10 g. Increases in blood pressure were noted shortly after the infusions were started; the maximal increase in blood pressure was observed toward the end of the infusion. These elevations were generally transient and returned to baseline levels within 4 hours of dosing. Monitor blood pressure during treatment with CYANOKIT.




1. Eckstein M, Maniscalco PM. Focus on smoke inhalation—the most common cause of acute cyanide poisoning. *Prehosp Disaster Med.* 2006;21(2):s49-s55. 2. CYANOKIT [package insert]. BTG International Inc.; 2021. 3. Stevens J, El-Shammaa E. Carbon monoxide and cyanide poisoning in smoke inhalation victims. Relias Media website. <https://www.reliasmmedia.com/articles/print/16787-carbon-monoxide-and-cyanide-poisoning-in-smoke-inhalation-victims-a-review>. Accessed June 19, 2019.

Please see [Important Safety Information](#) on slides 3-5 and full [Prescribing Information](#) for CYANOKIT, starting on slide 33.

When to suspect cyanide poisoning¹

CYANOKIT[®]
(hydroxocobalamin for injection)

Cyanide poisoning in smoke-inhalation victims should be suspected if the following manifestations are present*:

-  Exposure to fire or smoke in an enclosed area
-  Soot around the mouth, nose, or back of mouth
-  Altered mental status (e.g., confusion, disorientation)

*List may not be comprehensive.

SELECTED SAFETY INFORMATION

Because of its deep red color, hydroxocobalamin has been found to interfere with colorimetric determination of certain laboratory parameters (e.g., clinical chemistry, hematology, coagulation, and urine parameters).

1. CYANOKIT [package insert]. BTG International Inc.; 2021.

Please see [Important Safety Information](#) on slides 3-5 and full [Prescribing Information](#) for CYANOKIT, starting on slide 33.

Without treatment, exposure to a high dose of cyanide may result in death within minutes and may also cause central nervous system side effects, including intellectual impairment, parkinsonism, and personality changes.^{1,2}

SELECTED SAFETY INFORMATION

Also because of its deep red color, hydroxocobalamin may cause hemodialysis machines to shut down due to an erroneous detection of a “blood leak.” This should be considered before hemodialysis is initiated in patients treated with hydroxocobalamin.

1. CYANOKIT [package insert]. BTG International Inc.; 2021. 2. Lee-Chiong TL Jr. Smoke inhalation injury: when to suspect and how to treat. *Postgrad Med.* 1999;105(2):55-62.

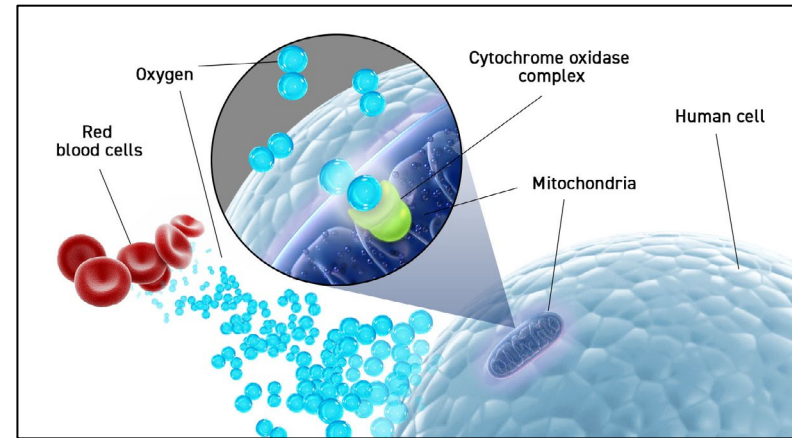
Please see [Important Safety Information](#) on slides 3-5 and full [Prescribing Information](#) for CYANOKIT, starting on slide 33.

How CYANOKIT works

Mechanism of action



- Within the human body, in normal life-sustaining cellular respiration, red blood cells carry oxygen to the cells¹
- Then, the oxygen accesses the cytochrome complex, which is located on the mitochondria inside cells^{1,2}
- Mitochondria need oxygen to help create energy to support cellular function²



SELECTED SAFETY INFORMATION

While it is not known if the skin redness predisposes to photosensitivity, patients should be advised to avoid direct sun while their skin remains discolored.

Most common adverse reactions (>5%) include transient chromaturia, erythema, oxalate crystals in urine, rash, increased blood pressure, nausea, headache, and infusion site reactions.

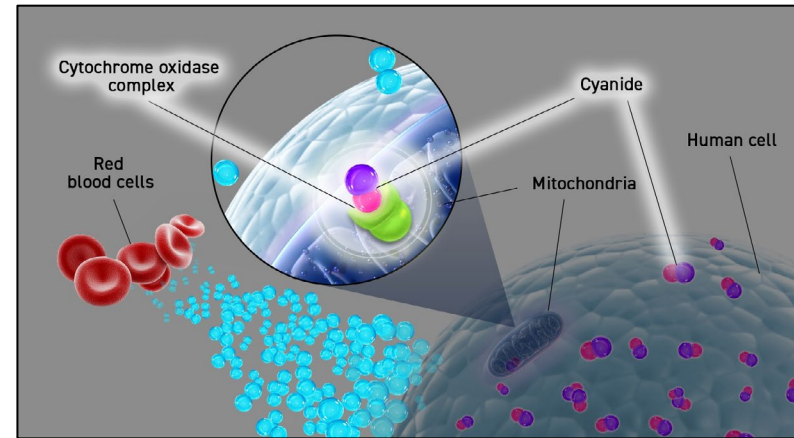
1. Yoshida T, Shevkopyas SS. Anaerobic storage of red blood cells. *Blood Transfus.* 2010;8(4):220-236. 2. Castresana J, Lübben M, Saraste M, Higgins DG. Evolution of cytochrome oxidase, an enzyme older than atmospheric oxygen. *EMBO J.* 1994;13(11):2516-2525.

Please see [Important Safety Information](#) on slides 3-5 and full [Prescribing Information](#) for CYANOKIT, starting on slide 33.

How cyanide affects cellular respiration

CYANOKIT[®]
(hydroxocobalamin for injection)

- When cyanide enters the body and reaches cells, it blocks the cells from utilizing oxygen¹
- Inability of the cell to use oxygen forces anaerobic metabolism¹
- This results in the production of lactic acid, which is clinically manifested as metabolic acidosis¹
- When tissue cells cannot utilize oxygen, they cannot function properly and may begin to die²



SELECTED SAFETY INFORMATION

Available data from cases reported in the published literature and postmarketing surveillance with CYANOKIT use in pregnant women are insufficient to identify a drug-associated risk for major birth defects, miscarriage, or adverse maternal and fetal outcomes. There are risks to the pregnant woman and fetus associated with untreated cyanide poisoning. In animal studies, hydroxocobalamin administered to pregnant rats and rabbits during the period of organogenesis caused skeletal and soft tissue abnormalities, including alterations in the central nervous system, at exposures similar to human exposures at the therapeutic dose.

Breastfeeding is not recommended during treatment with CYANOKIT.

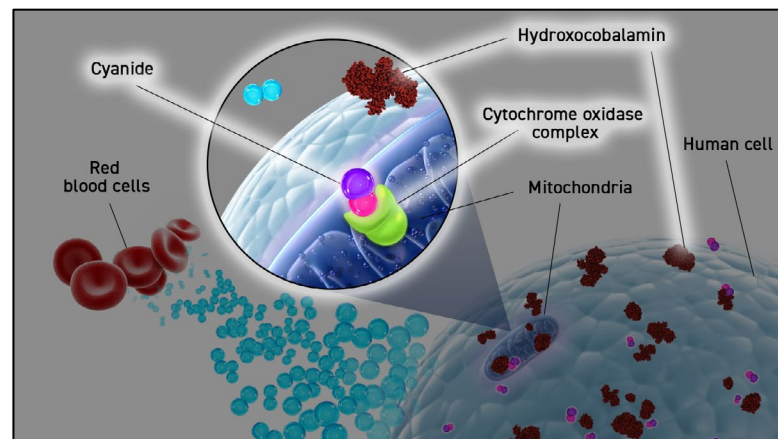
1. CYANOKIT [package insert]. BTG International Inc.; 2021. 2. O'Brien DJ, Walsh DW, Terriff CM, Hall AH. Empiric management of cyanide toxicity associated with smoke inhalation. *Prehosp Disaster Med.* 2011;26(5):374-382.

Please see [Important Safety Information](#) on slides 3-5 and full [Prescribing Information](#) for CYANOKIT, starting on slide 33.

How hydroxocobalamin interacts with cyanide¹

CYANOKIT[®]
(hydroxocobalamin for injection)

- Hydroxocobalamin can be used to treat cyanide poisoning
- Each hydroxocobalamin molecule can deactivate one cyanide ion when its hydroxo portion is replaced by the cyanide ion



SELECTED SAFETY INFORMATION

In conjunction with CYANOKIT, treatment of cyanide poisoning must include immediate attention to airway patency, adequacy of oxygenation and hydration, cardiovascular support, and management of seizures. Consideration should be given to decontamination measures based on the route of exposure. Use caution in the management of patients with known anaphylactic reactions to hydroxocobalamin or cyanocobalamin. Consider alternative therapies, if available.

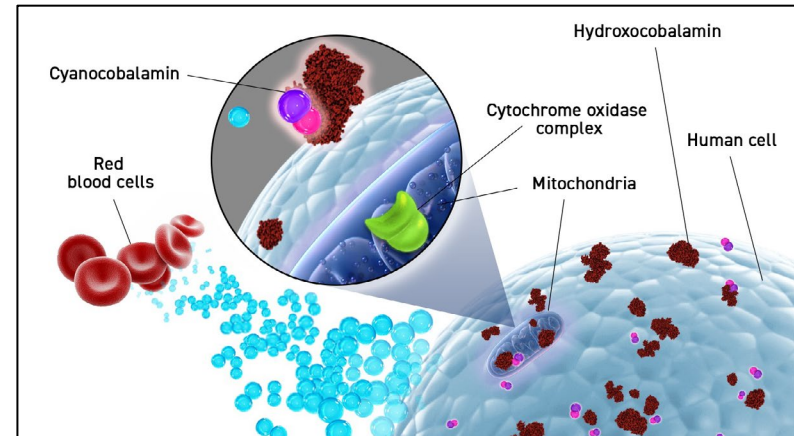
1. CYANOKIT [package insert]. BTG International Inc.; 2021.

Please see [Important Safety Information](#) on slides 3-5 and full [Prescribing Information](#) for CYANOKIT, starting on slide 33.

How hydroxocobalamin interacts with cyanide¹ (cont'd)

CYANOKIT[®]
(hydroxocobalamin for injection)

- This reaction results in the formation of nontoxic cyanocobalamin, allowing the cells to use oxygen again
- Resultant cyanocobalamin is then excreted in the urine



SELECTED SAFETY INFORMATION

Allergic reactions may include: anaphylaxis, chest tightness, edema, urticaria, pruritus, dyspnea, and rash. Allergic reactions including angioneurotic edema have also been reported in postmarketing experience.

1. CYANOKIT [package insert]. BTG International Inc.; 2021.

Please see [Important Safety Information](#) on slides 3-5 and full [Prescribing Information](#) for CYANOKIT, starting on slide 33.

The specifics of CYANOKIT



- CYANOKIT is indicated for the treatment of known or suspected cyanide poisoning

SELECTED SAFETY INFORMATION

Cases of acute renal failure with acute tubular necrosis, renal impairment, and urine calcium oxalate crystals have been reported. In some situations, hemodialysis was required to achieve recovery. Regular monitoring of renal function, including but not limited to blood urea nitrogen (BUN) and serum creatinine, should be performed for 7 days following CYANOKIT therapy.

Please see [Important Safety Information](#) on slides 3-5 and full [Prescribing Information](#) for CYANOKIT, starting on slide 33.

Contents of CYANOKIT¹

CYANOKIT[®]
(hydroxocobalamin for injection)

Each CYANOKIT consists of:



SELECTED SAFETY INFORMATION

Many patients with cyanide poisoning will be hypotensive; however, elevations in blood pressure have also been observed in known or suspected cyanide poisoning victims. Elevations in blood pressure (≥ 180 mmHg systolic or ≥ 110 mmHg diastolic) were observed in approximately 18% of healthy subjects (not exposed to cyanide) receiving hydroxocobalamin 5 g and 28% of subjects receiving 10 g. Increases in blood pressure were noted shortly after the infusions were started; the maximal increase in blood pressure was observed toward the end of the infusion. These elevations were generally transient and returned to baseline levels within 4 hours of dosing. Monitor blood pressure during treatment with CYANOKIT.

1. CYANOKIT [package insert]. BTG International Inc.; 2021.

Please see [Important Safety Information](#) on slides 3-5 and full [Prescribing Information](#) for CYANOKIT, starting on slide 33.

Recommended dosing for CYANOKIT¹

CYANOKIT[®]
(hydroxocobalamin for injection)

- The starting dose of CYANOKIT for adults is 5 g (contained in a single vial), administered by intravenous infusion over 15 minutes (approximately 15 mL/min)*
- Depending upon the severity of the poisoning and the clinical response, a second dose of 5 g may be administered by intravenous infusion up to a total dose of 10 g
- The rate of infusion for a potential second dose may range from 15 minutes (for patients in extremis) to 2 hours, as clinically indicated

*No safety and efficacy studies have been performed in pediatric patients.

SELECTED SAFETY INFORMATION

Because of its deep red color, hydroxocobalamin has been found to interfere with colorimetric determination of certain laboratory parameters (e.g., clinical chemistry, hematology, coagulation, and urine parameters).

1. CYANOKIT [package insert]. BTG International Inc.; 2021.

Please see [Important Safety Information](#) on slides 3-5 and full [Prescribing Information](#) for CYANOKIT, starting on slide 33.

Preparing and administering CYANOKIT



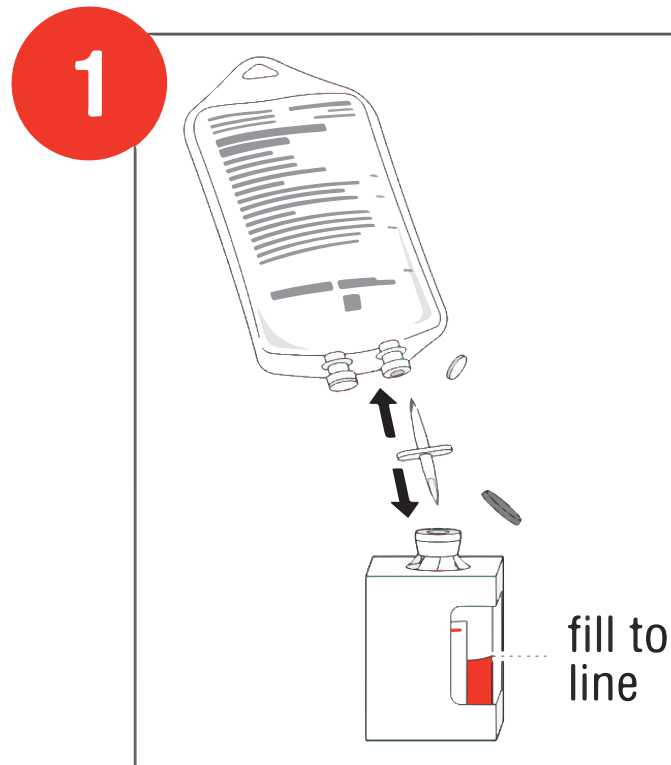
Step 1: Reconstitute¹

CYANOKIT[®]
(hydroxocobalamin for injection)

- Place the vial in an upright position. Add 200 mL of 0.9% Sodium Chloride injection* to the vial using the transfer spike

Fill to the line.

*0.9% Sodium Chloride injection is the recommended diluent (diluent not included in the kit). Lactated Ringers injection and 5% Dextrose injection have also been found to be compatible with hydroxocobalamin and may be used if 0.9% Sodium Chloride is not readily available.



SELECTED SAFETY INFORMATION

Also because of its deep red color, hydroxocobalamin may cause hemodialysis machines to shut down due to an erroneous detection of a “blood leak.” This should be considered before hemodialysis is initiated in patients treated with hydroxocobalamin.

1. CYANOKIT [package insert]. BTG International Inc.; 2021.

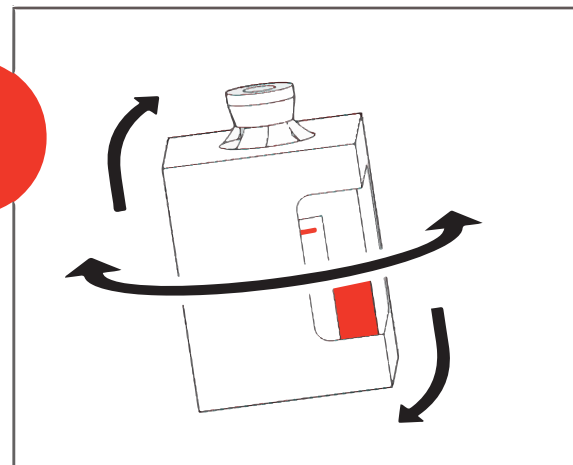
Please see [Important Safety Information](#) on slides 3-5 and full [Prescribing Information](#) for CYANOKIT, starting on slide 33.

Step 2: Mix¹

CYANOKIT[®]
(hydroxocobalamin for injection)

- The vial should be repeatedly inverted or rocked, not shaken, for at least 60 seconds prior to infusion.
- CYANOKIT solutions should be visually inspected for particulate matter and color prior to administration
 - Discard solution if particulate matter is present or solution is not dark red

2



SELECTED SAFETY INFORMATION

While it is not known if the skin redness predisposes to photosensitivity, patients should be advised to avoid direct sun while their skin remains discolored.

Most common adverse reactions (>5%) include transient chromaturia, erythema, oxalate crystals in urine, rash, increased blood pressure, nausea, headache, and infusion site reactions.

1. CYANOKIT [package insert]. BTG International Inc.; 2021.

Please see [Important Safety Information](#) on slides 3-5 and full [Prescribing Information](#) for CYANOKIT, starting on slide 33.

Step 3: Infuse vial¹

CYANOKIT[®]
(hydroxocobalamin for injection)

- Use vented intravenous tubing, hang and infuse over **15 minutes**

The safety of administering other cyanide antidotes simultaneously with CYANOKIT has not been established. If a decision is made to administer another cyanide antidote with CYANOKIT, these drugs should not be administered concurrently in the same intravenous line.

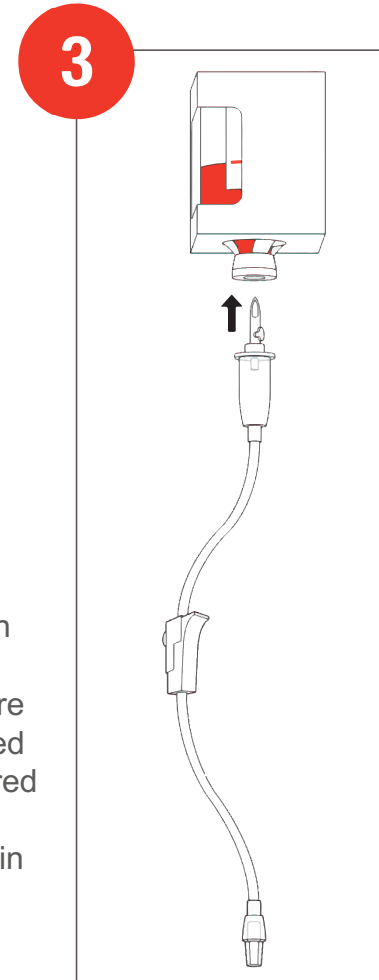
SELECTED SAFETY INFORMATION

Available data from cases reported in the published literature and postmarketing surveillance with CYANOKIT use in pregnant women are insufficient to identify a drug-associated risk for major birth defects, miscarriage, or adverse maternal and fetal outcomes. There are risks to the pregnant woman and fetus associated with untreated cyanide poisoning. In animal studies, hydroxocobalamin administered to pregnant rats and rabbits during the period of organogenesis caused skeletal and soft tissue abnormalities, including alterations in the central nervous system, at exposures similar to human exposures at the therapeutic dose.

Breastfeeding is not recommended during treatment with CYANOKIT.

1. CYANOKIT [package insert]. BTG International Inc.; 2021.

Please see [Important Safety Information](#) on slides 3-5 and full [Prescribing Information](#) for CYANOKIT, starting on slide 33.



Physical incompatibility (particle formation) and chemical incompatibility were observed with the mixture of hydroxocobalamin in solution with select drugs that are frequently used in resuscitation efforts. Hydroxocobalamin is also chemically incompatible with sodium thiosulfate and sodium nitrite and has been reported to be incompatible with ascorbic acid. Therefore, these and other drugs should not be administered simultaneously through the same intravenous line as hydroxocobalamin.

Simultaneous administration of hydroxocobalamin and blood products (whole blood, packed red cells, platelet concentrate and/or fresh frozen plasma) through the same intravenous line is not recommended. However, blood products and hydroxocobalamin can be administered simultaneously using separate intravenous lines (preferably on contralateral extremities, if peripheral lines are being used).

SELECTED SAFETY INFORMATION

In conjunction with CYANOKIT, treatment of cyanide poisoning must include immediate attention to airway patency, adequacy of oxygenation and hydration, cardiovascular support, and management of seizures. Consideration should be given to decontamination measures based on the route of exposure. Use caution in the management of patients with known anaphylactic reactions to hydroxocobalamin or cyanocobalamin. Consider alternative therapies, if available.

1. CYANOKIT [package insert]. BTG International Inc.; 2021.

Please see [Important Safety Information](#) on slides 3-5 and full [Prescribing Information](#) for CYANOKIT, starting on slide 33.

Storage of CYANOKIT



SPECIALTY
PHARMACEUTICALS

CYANOKIT[®]
(hydroxocobalamin for injection)

To use CYANOKIT properly, follow these important storage and handling guidelines.

Lyophilized form: Store at 25°C (77°F); excursions permitted to 15°C to 30°C (59°F to 86°F). CYANOKIT may be exposed, during short periods, to temperature variations of usual transport, transport in the desert, and freezing/defrosting cycles.

Storage and Transportation Cycles	# of Days	Temperature Range
Usual transport	15	5°C to 40°C (41°F to 104°F)
Desert transport	4	5°C to 60°C (41°F to 140°F)
Freezing/defrosting cycles	15	-20°C to 40°C (-4°F to 104°F)

SELECTED SAFETY INFORMATION

Allergic reactions may include: anaphylaxis, chest tightness, edema, urticaria, pruritus, dyspnea, and rash. Allergic reactions including angioneurotic edema have also been reported in postmarketing experience.

1. CYANOKIT [package insert]. BTG International Inc.; 2021.

Please see [Important Safety Information](#) on slides 3-5 and full [Prescribing Information](#) for CYANOKIT, starting on slide 33.

Storage of reconstituted drug product: Once reconstituted, hydroxocobalamin is stable for up to 6 hours at temperatures not exceeding 40°C (104°F). Do not freeze. Any reconstituted product not used by 6 hours should be discarded.

Please see full Prescribing Information for complete instructions regarding dosing, preparation, administration, incompatibility, and storage information.

Adverse Event or Product Quality Complaints

If you wish to report an adverse event or product quality complaint, please call **1-877-377-3784**.

You are encouraged to report side effects of prescription drugs to the FDA.

Visit www.fda.gov/MedWatch or call **1-800-FDA-1088**.

BTG Specialty Solutions Center™

1-844-293-0007 (Voice)

1-877-626-9910 (Fax)

24-hour Medical Information:

1-877-377-3784 (Voice)

SELECTED SAFETY INFORMATION

Cases of acute renal failure with acute tubular necrosis, renal impairment, and urine calcium oxalate crystals have been reported. In some situations, hemodialysis was required to achieve recovery. Regular monitoring of renal function, including but not limited to blood urea nitrogen (BUN) and serum creatinine, should be performed for 7 days following CYANOKIT therapy.

1. CYANOKIT [package insert]. BTG International Inc.; 2021.

Please see [Important Safety Information](#) on slides 3-5 and full [Prescribing Information](#) for CYANOKIT, starting on slide 33.

Grant information for CYANOKIT



SPECIALTY
PHARMACEUTICALS

CYANOKIT[®]
(hydroxocobalamin for injection)

- CYANOKIT is included on the Department of Homeland Security's Authorized Equipment List (AEI), making it eligible for the following FEMA-Related Grant Programs:
 - Amtrak - (IPR - Amtrak)
 - State Homeland Security Program (SHSP)
 - Tribal Homeland Security Grant Program (THSGP)
 - Transit Security Grant Program (TSGP)
 - Urban Areas Security Initiative Program (UASI)

For more information, please visit FEMA-Related Grant Programs.

SELECTED SAFETY INFORMATION

Many patients with cyanide poisoning will be hypotensive; however, elevations in blood pressure have also been observed in known or suspected cyanide poisoning victims. Elevations in blood pressure (≥ 180 mmHg systolic or ≥ 110 mmHg diastolic) were observed in approximately 18% of healthy subjects (not exposed to cyanide) receiving hydroxocobalamin 5 g and 28% of subjects receiving 10 g. Increases in blood pressure were noted shortly after the infusions were started; the maximal increase in blood pressure was observed toward the end of the infusion. These elevations were generally transient and returned to baseline levels within 4 hours of dosing. Monitor blood pressure during treatment with CYANOKIT.

1. Federal Emergency Management Agency. DHS Authorized Equipment List. <https://www.fema.gov/authorized-equipment-list-item/09ph-05-cob>. Accessed July 20, 2021.

For additional resources and product information, visit CYANOKIT.com. To learn about the full range of products from BTG Specialty Pharmaceuticals, visit BTGSP.com.

Adverse Event or Product Quality Complaints

If you wish to report an adverse event or product quality complaint, please call **1-877-377-3784**.

You are encouraged to report side effects of prescription drugs to the FDA.

Visit www.fda.gov/MedWatch or call **1-800-FDA-1088**.

BTG Specialty Solutions Center™

1-844-293-0007 (Voice)

1-877-626-9910 (Fax)

24-hour Medical Information:

1-877-377-3784 (Voice)

Corporate headquarters

BTG International Inc.

300 Four Falls Corporate Center

300 Conshohocken State Road, Suite 300

Conshohocken, PA 19428

Tel: 1-610-943-6000

Fax: 1-610-943-6018

Full Prescribing Information



HIGHLIGHTS OF PRESCRIBING INFORMATION

These highlights do not include all the information needed to use CYANOKIT safely and effectively. See full prescribing information for CYANOKIT.

CYANOKIT® (hydroxocobalamin for injection) for intravenous infusion
Initial U.S. Approval: 1975

INDICATIONS AND USAGE

CYANOKIT is indicated for the treatment of known or suspected cyanide poisoning. (1)

DOSAGE AND ADMINISTRATION

- If clinical suspicion of cyanide poisoning is high, administer CYANOKIT without delay and in conjunction with appropriate airway, ventilatory, and circulatory support, oxygen administration as well as management of seizures. (2.1)
- The expert advice of a regional poison control center may be obtained by calling 1-800-222-1222. (2.1)

Dosing:

- The starting dose of CYANOKIT for adults is 5 g, administered by intravenous infusion over 15 minutes. One 5 g vial is a complete starting dose. (2.2)
- Depending upon the severity of the poisoning and the clinical response, a second dose of 5 g may be administered by intravenous infusion for a total dose of 10 g. (2.2)
- The rate of infusion for the second 5 g dose may range from 15 minutes (for patients in extremis) to 2 hours based on patient condition. (2.2)
- The recommended diluent is 0.9% Sodium Chloride injection. (2.3)
- CYANOKIT requires a separate intravenous line for administration. (2.4)

DOSAGE FORMS AND STRENGTH

- CYANOKIT (hydroxocobalamin for injection) for intravenous infusion consists of 1 vial, containing 5 g lyophilized hydroxocobalamin dark red crystalline powder for injection. After reconstitution, the vial contains hydroxocobalamin for injection, 25 mg/mL. (3)

CONTRAINDICATIONS

None (4)

WARNINGS AND PRECAUTIONS

- **Risk of Anaphylaxis and Other Hypersensitivity Reactions:** Consider alternative therapies, if available, in patients with known anaphylactic reactions to hydroxocobalamin or cyanocobalamin. (5.2)
- **Risk of Renal Injury:** Acute renal failure with acute tubular necrosis, renal impairment and urine calcium oxalate crystals have been reported following CYANOKIT therapy. Monitor renal function for 7 days following CYANOKIT therapy. (5.3)
- **Risk of Increased Blood Pressure:** Substantial increases in blood pressure may occur following CYANOKIT therapy. Monitor blood pressure during treatment. (5.4)

ADVERSE REACTIONS

Most common adverse reactions (>5%) include transient chromaturia, erythema, oxalate crystals in urine, rash, increased blood pressure, nausea, headache, and infusion site reactions. (6.1)

To report SUSPECTED ADVERSE REACTIONS contact BTG at 1-877-377-3784, or FDA at 1-800-FDA-1088 or www.fda.gov/medwatch.

USE IN SPECIFIC POPULATIONS

- **Pregnancy:** Based on animal studies, may cause fetal harm; however, CYANOKIT administration for cyanide poisoning may be lifesaving for the pregnant woman and fetus. Treatment should not be withheld due to pregnancy (8.1)
- **Lactation:** Breastfeeding not recommended (8.2)

See 17 for PATIENT COUNSELING INFORMATION And FDA-approved patient labeling.

Revised: 05/2021

FULL PRESCRIBING INFORMATION: CONTENTS*

1	INDICATIONS AND USAGE	8	USE IN SPECIFIC POPULATIONS
2	DOSAGE AND ADMINISTRATION	8.1	Pregnancy
2.1	Important Dosage and Administration Instructions	8.2	Lactation
2.2	Recommended Dosing	8.4	Pediatric Use
2.3	Preparation of Solution for Infusion	8.5	Geriatric Use
2.4	Incompatibility Information	8.6	Renal Impairment
2.5	Storage of Reconstituted Drug Product	8.7	Hepatic Impairment
3	DOSAGE FORMS AND STRENGTHS	10	OVERDOSAGE
4	CONTRAINDICATIONS	11	DESCRIPTION
5	WARNINGS AND PRECAUTIONS	12	CLINICAL PHARMACOLOGY
5.1	Emergency Patient Management	12.1	Mechanism of Action
5.2	Risk of Anaphylactic and Other Hypersensitivity Reactions	12.2	Pharmacodynamics
5.3	Risk of Renal Injury	12.3	Pharmacokinetics
5.4	Risk of Increased Blood Pressure	13	NONCLINICAL TOXICOLOGY
5.5	Interference with Clinical Laboratory Evaluations and Clinical Methods	13.1	Carcinogenesis, Mutagenesis, Impairment of Fertility
5.6	Photosensitivity	14	CLINICAL STUDIES
5.7	Use of Blood Cyanide Assay	14.1	Animal Efficacy (Dog) Study of CYANOKIT for Cyanide Poisoning
6	ADVERSE REACTIONS	14.2	Smoke Inhalation Victims
6.1	Clinical Studies Experience	14.3	Cyanide Poisoning by Ingestion or Inhalation
6.2	Postmarketing Experience	14.4	Cross-Study Findings
7	DRUG INTERACTIONS	16	HOW SUPPLIED/STORAGE AND HANDLING
		17	PATIENT COUNSELING INFORMATION

* Sections or subsections omitted from the full prescribing information are not listed.

FULL PRESCRIBING INFORMATION

1 INDICATIONS AND USAGE

CYANOKIT is indicated for the treatment of known or suspected cyanide poisoning.

2 DOSAGE AND ADMINISTRATION

2.1 Important Dosage and Administration Instructions

- If clinical suspicion of cyanide poisoning is high, administer CYANOKIT without delay.
- Comprehensive treatment of acute cyanide intoxication requires support of vital functions. Airway, ventilatory and circulatory support, oxygen administration, and management of seizures should not be delayed to administer CYANOKIT [see *Warnings and Precautions (5.1)*].
- The expert advice of a regional poison control center may be obtained by calling 1-800-222-1222.

Identifying Patients with Cyanide Poisoning

Cyanide poisoning may result from inhalation, ingestion, or dermal exposure to various cyanide-containing compounds, including smoke from closed-space fires. Sources of cyanide poisoning include hydrogen cyanide and its salts, cyanogenic plants, aliphatic nitriles, and prolonged exposure to sodium nitroprusside.

The presence and extent of cyanide poisoning are often initially unknown. There is no widely available, rapid, confirmatory cyanide blood test. Treatment decisions must be made on the basis of clinical history and signs and symptoms of cyanide intoxication.

Table 1 Common Signs and Symptoms of Cyanide Poisoning

Symptoms	Signs
<ul style="list-style-type: none">• Headache• Confusion• Dyspnea• Chest tightness• Nausea	<ul style="list-style-type: none">• Altered Mental Status (e.g., confusion, disorientation)• Seizures or Coma• Mydriasis• Tachypnea / Hyperpnea (early)• Bradypnea / Apnea (late)• Hypertension (early) / Hypotension (late)• Cardiovascular collapse• Vomiting• Plasma lactate concentration ≥ 8 mmol/L

In some settings, panic symptoms including tachypnea and vomiting may mimic early cyanide poisoning signs. The presence of altered mental status (e.g., confusion and disorientation) and/or mydriasis is suggestive of true cyanide poisoning although these signs can occur with other toxic exposures as well.

Smoke Inhalation

Not all smoke inhalation victims will have cyanide poisoning and may present with burns, trauma, and exposure to other toxic substances making a diagnosis of cyanide poisoning particularly difficult. Prior to administration of CYANOKIT, smoke-inhalation victims should be assessed for the following:

- Exposure to fire or smoke in an enclosed area
- Presence of soot around the mouth, nose or oropharynx
- Altered mental status

Although hypotension is highly suggestive of cyanide poisoning, it is only present in a small percentage of cyanide-poisoned smoke inhalation victims. Also indicative of cyanide poisoning is a plasma lactate concentration ≥ 10 mmol/L (a value higher than that typically listed in the table of signs and symptoms of isolated cyanide poisoning because carbon monoxide associated with smoke inhalation also contributes to lactic acidemia). If cyanide poisoning is suspected, treatment should not be delayed to obtain a plasma lactate concentration.

Use with Other Cyanide Antidotes

The safety of administering other cyanide antidotes simultaneously with CYANOKIT has not been established. If a decision is made to administer another cyanide antidote with CYANOKIT, these drugs should not be administered concurrently in the same intravenous line [*see Dosage and Administration (2.4)*].

2.2 Recommended Dosing

The starting dose of hydroxocobalamin for adults is 5 g administered as an intravenous infusion over 15 minutes (approximately 15 mL/min). Administration of the entire vial constitutes a complete starting dose. Depending upon the severity of the poisoning and the clinical response, a second dose of 5 g may be administered by intravenous infusion for a total dose of 10 g. The rate of infusion for the second dose may range from 15 minutes (for patients in extremis) to two hours, as clinically indicated.

2.3 Preparation of Solution for Infusion

Reconstitute the 5 g vial of hydroxocobalamin with 200 mL of diluent (not provided with CYANOKIT) using the supplied sterile transfer spike. The recommended diluent is 0.9% Sodium Chloride injection (0.9% NaCl). Lactated Ringers injection and 5% Dextrose injection (D5W) have also been found to be compatible with hydroxocobalamin and may be used if 0.9% NaCl is not readily available. The line on the vial label represents 200 mL volume of diluent. Following the addition of diluent to the lyophilized powder, the vial should be repeatedly inverted or rocked, not shaken, for at least 60 seconds prior to infusion.

Visually inspect hydroxocobalamin solutions for particulate matter and color prior to administration. If the reconstituted solution is not dark red or if particulate matter is observed after the solution has been appropriately mixed, the solution should be discarded.

2.4 Incompatibility Information

Physical incompatibility (particle formation) and chemical incompatibility were observed with the mixture of hydroxocobalamin in solution with selected drugs that are frequently used in resuscitation efforts. Hydroxocobalamin is also chemically incompatible with sodium thiosulfate and sodium nitrite and has been reported to be incompatible with ascorbic acid. Therefore, these and other drugs should not be administered simultaneously through the same intravenous line as hydroxocobalamin.

Simultaneous administration of hydroxocobalamin and blood products (whole blood, packed red cells, platelet concentrate and/or fresh frozen plasma) through the same intravenous line is not recommended. However, blood products and hydroxocobalamin can be administered simultaneously using separate intravenous lines (preferably on contralateral extremities, if peripheral lines are being used).

2.5 Storage of Reconstituted Drug Product

Once reconstituted, hydroxocobalamin is stable for up to 6 hours at temperatures not exceeding 40°C (104°F). Do not freeze. Any reconstituted product not used by 6 hours should be discarded.

3 DOSAGE FORMS AND STRENGTHS

CYANOKIT (hydroxocobalamin for injection) for intravenous infusion consists of 1 vial, containing 5 g lyophilized hydroxocobalamin dark red crystalline powder for injection. After reconstitution, the vial contains hydroxocobalamin for injection, 25 mg/mL [see *How Supplied/Storage and Handling (16)* for full kit description].

4 CONTRAINDICATIONS

None

5 WARNINGS AND PRECAUTIONS

5.1 Emergency Patient Management

In conjunction with CYANOKIT, treatment of cyanide poisoning must include immediate attention to airway patency, adequacy of oxygenation and hydration, cardiovascular support, and management of seizures. Consideration should be given to decontamination measures based on the route of exposure.

5.2 Risk of Anaphylactic and Other Hypersensitivity Reactions

Use caution in the management of patients with known anaphylactic reactions to hydroxocobalamin or cyanocobalamin. Consider alternative therapies, if available.

Allergic reactions may include: anaphylaxis, chest tightness, edema, urticaria, pruritus, dyspnea, and rash.

Allergic reactions including angioneurotic edema have also been reported in postmarketing experience.

5.3 Risk of Renal Injury

Cases of acute renal failure with acute tubular necrosis, renal impairment, and urine calcium oxalate crystals have been reported. In some situations, hemodialysis was required to achieve recovery. Regular monitoring of renal function, including but not limited to blood urea nitrogen (BUN) and serum creatinine, should be performed for 7 days following CYANOKIT therapy.

5.4 Risk of Increased Blood Pressure

Many patients with cyanide poisoning will be hypotensive; however, elevations in blood pressure have also been observed in known or suspected cyanide poisoning victims.

Elevations in blood pressure (≥ 180 mmHg systolic or ≥ 110 mmHg diastolic) were observed in approximately 18% of healthy subjects (not exposed to cyanide) receiving hydroxocobalamin 5 g and 28% of subjects receiving 10 g. Increases in blood pressure were noted shortly after the infusions were started; the maximal increase in blood pressure was observed toward the end of the infusion. These elevations were generally transient and returned to baseline levels within 4 hours of dosing. Monitor blood pressure during treatment with CYANOKIT.

5.5 Interference with Clinical Laboratory Evaluations and Clinical Methods

Clinical Laboratory Evaluations

Because of its deep red color, hydroxocobalamin has been found to interfere with colorimetric determination of certain laboratory parameters (e.g., clinical chemistry, hematology, coagulation, and urine parameters). *In vitro*

tests indicated that the extent and duration of the interference are dependent on numerous factors such as the dose of hydroxocobalamin, analyte, methodology, analyzer, hydroxocobalamin concentration, and partially on the time between sampling and measurement.

The data presented in Table 2 is collected from *in vitro* studies and pharmacokinetic data in healthy volunteers and describes laboratory interference that may be observed following a 5 g dose of hydroxocobalamin. Interference following a 10 g dose can be expected to last up to an additional 24 hours. The extent and duration of interference in cyanide-poisoned patients may differ. In addition, results may vary substantially from one analyzer to another. Be aware of this when reporting and interpreting laboratory results.

Table 2 Laboratory Interference Observed with *in vitro* Samples of Hydroxocobalamin

Laboratory Parameter	No Interference Observed	Artificially Increased *	Artificially Decreased *	Un-predictable	Duration of Interference
Clinical Chemistry	Calcium Sodium Potassium Chloride Urea GGT	Creatinine Bilirubin Triglycerides Cholesterol Total protein Glucose Albumin Alkaline phosphatase	ALT Amylase	Phosphate Uric Acid AST CK CKMB LDH	24 hours with the exception of bilirubin (up to 4 days)
Hematology	Erythrocytes Hematocrit MCV Leukocytes Lymphocytes Monocytes Eosinophils Neutrophils Platelets	Hemoglobin MCH MCHC Basophils			12 - 16 hours
Coagulation				aPTT PT (Quick or INR)	24 - 48 hours
Urinalysis		pH (with all doses) Glucose Protein Erythrocytes Leukocytes Ketones Bilirubin Urobilinogen Nitrite	pH (with equivalent doses of <5 g)		48 hours up to 8 days; color changes may persist up to 28 days

* ≥10% interference observed on at least 1 analyzer

Analyzers used: ACL Futura (Instrumentation Laboratory), AxSYM®/Architect™ (Abbott), BM Coasys¹¹⁰ (Boehringer Mannheim), CellDyn 3700® (Abbott), Clinitek® 500 (Bayer), Cobas Integra® 700, 400 (Roche), Gen-S Coultronics, Hitachi 917, STA® Compact, Vitros® 950 (Ortho Diagnostics)

Clinical Methods

Because of its deep red color, hydroxocobalamin may cause hemodialysis machines to shut down due to an erroneous detection of a “blood leak”. This should be considered before hemodialysis is initiated in patients treated with hydroxocobalamin.

5.6 Photosensitivity

Hydroxocobalamin absorbs visible light in the UV spectrum. It therefore has potential to cause photosensitivity. While it is not known if the skin redness predisposes to photosensitivity, patients should be advised to avoid direct sun while their skin remains discolored.

5.7 Use of Blood Cyanide Assay

While determination of blood cyanide concentration is not required for management of cyanide poisoning and should not delay treatment with CYANOKIT, collecting a pretreatment blood sample may be useful for documenting cyanide poisoning as sampling post-CYANOKIT use may be inaccurate.

6 ADVERSE REACTIONS

Serious adverse reactions with hydroxocobalamin include allergic reactions, renal injury, and increases in blood pressure [see *Warnings and Precautions* (5.2, 5.3, 5.4)].

6.1 Clinical Studies Experience

Experience in Healthy Subjects

Because clinical trials were conducted under widely varying conditions, adverse reaction rates observed in the clinical trials may not reflect the rates observed in practice.

A double-blind, randomized, placebo-controlled, single-ascending-dose (2.5, 5, 7.5, and 10 g) study was conducted to assess the safety, tolerability, and pharmacokinetics of hydroxocobalamin in 136 healthy adult subjects. Because of the dark red color of hydroxocobalamin, the two most frequently occurring adverse reactions were chromaturia (red-colored urine) which was reported in all subjects receiving a 5 g dose or greater; and erythema (skin redness), which occurred in most subjects receiving a 5 g dose or greater. Adverse reactions reported in at least 5% of the 5 g dose group and corresponding rates in the 10 g and placebo groups are shown in Table 3.

Table 3 Incidence of Adverse Reactions Occurring in >5% of Subjects in 5 g Dose Group and Corresponding Incidence in 10 g Dose Group and Placebo

ADR	5 g Dose Group		10 g Dose Group	
	Hydroxocobalamin N=66 n (%)	Placebo N=22 n (%)	Hydroxocobalamin N=18 n (%)	Placebo N=6 n (%)
Chromaturia (red colored urine)	66 (100)	0	18 (100)	0
Erythema	62 (94)	0	18 (100)	0
Oxalate crystals in urine	40 (61)	1 (5)	10 (56)	0
Rash*	13 (20)	0	8 (44)	0
Blood pressure increased	12 (18)	0	5 (28)	0
Nausea	4 (6)	1 (5)	2 (11)	0
Headache	4 (6)	1 (5)	6 (33)	0
Lymphocyte percent decreased	5 (8)	0	3 (17)	0
Infusion site reaction	4 (6)	0	7 (39)	0

* Rashes were predominantly acneiform

In this study, the following adverse reactions were reported to have occurred in a dose-dependent fashion and with greater frequency than observed in placebo-treated cohorts: increased blood pressure (particularly diastolic blood pressure), rash, nausea, headache and infusion site reactions. All were mild to moderate in severity and resolved spontaneously when the infusion was terminated or with standard supportive therapies.

Other adverse reactions reported in this study and considered clinically relevant were:

- *Eye disorders*: swelling, irritation, redness

- *Gastrointestinal disorders*: dysphagia, abdominal discomfort, vomiting, diarrhea, dyspepsia, hematochezia
- *General disorders and administration site conditions*: peripheral edema, chest discomfort
- *Immune system disorders*: allergic reaction
- *Nervous system disorders*: memory impairment, dizziness
- *Psychiatric disorders*: restlessness
- *Respiratory, thoracic and mediastinal disorders*: dyspnea, throat tightness, dry throat
- *Skin and subcutaneous tissue disorders*: urticaria, pruritus
- *Vascular disorders*: hot flush

Experience in Known or Suspected Cyanide Poisoning Victims

Four open-label, uncontrolled, clinical studies (one of which was prospective and three of which were retrospective) were conducted in known or suspected cyanide-poisoning victims. A total of 245 patients received hydroxocobalamin treatment in these studies. Systematic collection of adverse events was not done in all of these studies and interpretation of causality is limited due to the lack of a control group and due to circumstances of administration (e.g., use in fire victims). Adverse reactions reported in these studies listed by system organ class included:

- *Cardiac disorders*: ventricular extrasystoles
- *Investigations*: electrocardiogram repolarization abnormality, heart rate increased
- *Respiratory, thoracic, and mediastinal disorders*: pleural effusion

Adverse reactions common to both the studies in known or suspected cyanide poisoning victims and the study in healthy volunteers are listed in the healthy volunteer section only and are not duplicated in this list.

6.2 Postmarketing Experience

The following adverse reactions have been identified during postapproval use of CYANOKIT. Because adverse reactions are reported voluntarily from a population of uncertain size, it is not always possible to reliably estimate their frequency.

Cases of acute renal failure with acute tubular necrosis, renal impairment, and urine calcium oxalate crystals have been reported in patients treated with CYANOKIT.

7 DRUG INTERACTIONS

Formal drug interaction studies have not been conducted with CYANOKIT.

Interference with Laboratory Tests

Because of its deep red color, hydroxocobalamin has been found to interfere with colorimetric determination of certain laboratory parameters (e.g., clinical chemistry, hematology, coagulation, and urine parameters). Be aware of this when reporting and interpreting laboratory results [*see Warnings and Precautions (5.5)*].

8 USE IN SPECIFIC POPULATIONS

8.1 Pregnancy

Risk Summary

Available data from cases reported in the published literature and postmarketing surveillance with CYANOKIT use in pregnant women are insufficient to identify a drug-associated risk for major birth defects, miscarriage, or adverse maternal and fetal outcomes. There are risks to the pregnant woman and fetus associated with untreated

cyanide poisoning (*see Clinical Considerations*). In animal studies, hydroxocobalamin administered to pregnant rats and rabbits during the period of organogenesis caused skeletal and soft tissue abnormalities, including alterations in the central nervous system, at exposures similar to human exposures at the therapeutic dose (*see Data*).

The estimated background risk of major birth defects and miscarriage for the indicated population is unknown. All pregnancies have a background risk of birth defect, loss, or other adverse outcomes. In the U.S. general population, the estimated background risk of major birth defects and miscarriage in clinically recognized pregnancies is 2-4% and 15-20%, respectively.

Clinical Considerations

Disease-associated maternal and/or embryo/fetal risk

Cyanide readily crosses the placenta. Cyanide poisoning is a medical emergency in pregnancy which can be fatal for the pregnant woman and fetus if left untreated. Life-sustaining therapy should not be withheld due to pregnancy.

Data

Animal Data

In animal studies, pregnant rats and rabbits received CYANOKIT (75, 150, or 300 mg/kg/d) during the period of organogenesis. Following intraperitoneal dosing in rats and intravenous dosing in rabbits, maternal exposures were equivalent to 0.5, 1, or 2 times the human exposure at the therapeutic dose (based on AUC). In the high dose groups for both species, maternal toxicity occurred, and there was a reduced number of live fetuses due to embryofetal resorptions. In addition, decreased live fetal weight occurred in high dose rats, but not in rabbits. Incomplete skeletal ossification occurred in both rats and rabbits. In rats, two fetuses of the high dose group and two fetuses of the mid dose group (each from a different litter) had short, rudimentary or small front or hind legs. Rabbit litters and fetuses exhibited a dose-dependent increase in various gross soft tissue and skeletal anomalies. The main findings in rabbits were flexed, rigid flexor or medially rotated forelimbs or hindlimbs and domed heads at external examination; enlarged anterior or posterior fontanelles of the ventricles of the brain and flat, bowed or large ribs at skeletal examination; and dilated ventricles of the brain, and thick wall of the stomach at visceral examination. It is unknown if similar findings would be observed in rats and rabbits if CYANOKIT was administered as a single dose during any critical period of development.

8.2 Lactation

Risk Summary

Breastfeeding is not recommended during treatment with CYANOKIT. There are no data to determine when breastfeeding may be safely restarted following administration of CYANOKIT. Hydroxocobalamin and Vitamin B12 (which is formed when hydroxocobalamin combines with cyanide) are present in human milk. There are no data on the effects of hydroxocobalamin on the breastfed infant or the effects on milk production.

8.4 Pediatric Use

Safety and effectiveness of CYANOKIT have not been established in this population. In non-US marketing experience, a dose of 70 mg/kg has been used to treat pediatric patients.

8.5 Geriatric Use

Approximately 50 known or suspected cyanide poisoning victims aged 65 or older received hydroxocobalamin in clinical studies. In general, the safety and effectiveness of hydroxocobalamin in these patients was similar to that of younger patients. No adjustment of dose is required in elderly patients.

8.6 Renal Impairment

The safety and effectiveness of CYANOKIT have not been studied in patients with renal impairment. Hydroxocobalamin and cyanocobalamin are eliminated unchanged by the kidneys.

8.7 Hepatic Impairment

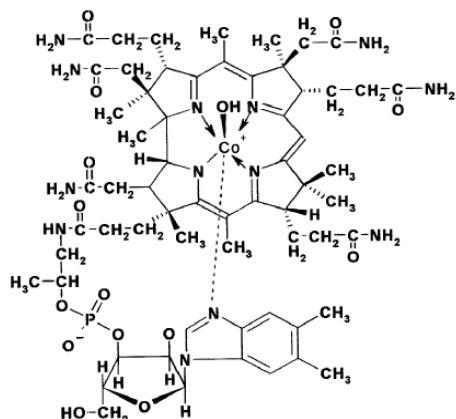
The safety and effectiveness of CYANOKIT have not been studied in patients with hepatic impairment.

10 OVERDOSAGE

No data are available about overdose with CYANOKIT in adults. Should overdose occur, treatment should be directed to the management of symptoms. Hemodialysis may be effective in such a circumstance, but is only indicated in the event of significant hydroxocobalamin-related toxicity. Because of its deep red color, hydroxocobalamin may interfere with the performance of hemodialysis machines [see *Warnings and Precautions* (5.5)].

11 DESCRIPTION

Hydroxocobalamin, the active ingredient in CYANOKIT, is cobinamide dihydroxide dihydrogen phosphate (ester), mono (inner salt), 3'-ester with 5,6-dimethyl-1- α -D-ribofuranosyl-1H-benzimidazole, an antidote. The drug substance is the hydroxylated active form of vitamin B₁₂ and is a large molecule in which a trivalent cobalt ion is coordinated in four positions by a tetrapyrrol (or corrin) ring. It is a hygroscopic, odorless, dark red, crystalline powder that is freely soluble in water and ethanol, and practically insoluble in acetone and diethyl ether. Hydroxocobalamin has a molecular weight of 1346.36 atomic mass units, an empirical formula of C₆₂H₈₉CoN₁₃O₁₅P and the following structural formula:



CYANOKIT (hydroxocobalamin for injection) for intravenous infusion is a cyanide antidote package which contains one colorless 250 mL glass vial, containing 5 g dark red lyophilized hydroxocobalamin, pH adjusted with hydrochloric acid, one transfer spike, one intravenous administration set, one quick use reference guide and one package insert.

The 5 g vial of hydroxocobalamin for injection is to be reconstituted with 200 mL of 0.9% NaCl, to give a dark red injectable solution (25 mg/mL). If 0.9% NaCl is not readily available, 200 mL of either Lactated Ringers injection or 5% Dextrose injection (D5W) may be used as the diluent. Diluent is not included in the CYANOKIT. The pH of the reconstituted product ranges from 3.5 to 6.0.

12 CLINICAL PHARMACOLOGY

12.1 Mechanism of Action

Cyanide is an extremely toxic poison. In the absence of rapid and adequate treatment, exposure to a high dose of cyanide can result in death within minutes due to the inhibition of cytochrome oxidase resulting in arrest of cellular respiration. Specifically, cyanide binds rapidly with cytochrome a₃, a component of the cytochrome c oxidase complex in mitochondria. Inhibition of cytochrome a₃ prevents the cell from using oxygen and forces anaerobic metabolism, resulting in lactate production, cellular hypoxia and metabolic acidosis. In massive acute cyanide poisoning, the mechanism of toxicity may involve other enzyme systems as well. Signs and symptoms of acute systemic cyanide poisoning may develop rapidly within minutes, depending on the route and extent of cyanide exposure.

The action of CYANOKIT in the treatment of cyanide poisoning is based on its ability to bind cyanide ions. Each hydroxocobalamin molecule can bind one cyanide ion by substituting it for the hydroxo ligand linked to the trivalent cobalt ion, to form cyanocobalamin, which is then excreted in the urine.

12.2 Pharmacodynamics

Administration of CYANOKIT to cyanide-poisoned patients with the attendant formation of cyanocobalamin resulted in increases in blood pressure and variable changes in heart rate upon initiation of hydroxocobalamin infusions [see *Warnings and Precautions (5.4)*].

12.3 Pharmacokinetics

Following intravenous administration of hydroxocobalamin significant binding to plasma proteins and low molecular weight physiological compounds occurs, forming various cobalamins-(III) complexes by replacing the hydroxo ligand. The low molecular weight cobalamins-(III) formed, including hydroxocobalamin, are termed “free cobalamins-(III)”; the sum of free and protein-bound cobalamins is termed “total cobalamins-(III)”. In order to reflect the exposure to the sum of all derivatives, pharmacokinetics of cobalamins-(III) (i.e., cobalamin-(III) entity without specific ligand) were investigated instead of hydroxocobalamin alone, using the concentration unit $\mu\text{g eq/mL}$.

Dose-proportional pharmacokinetics was observed following single dose intravenous administration of 2.5 to 10 g of hydroxocobalamin in healthy volunteers. Mean free and total cobalamins-(III) C_{max} values of 113 and 579 $\mu\text{g eq/mL}$, respectively, were determined following a dose of 5 g of hydroxocobalamin. Similarly, mean free and total cobalamins-(III) C_{max} values of 197 and 995 $\mu\text{g eq/mL}$, respectively, were determined following the dose of 10 g of hydroxocobalamin.

When normalized for body weight, male and female subjects revealed no major differences in pharmacokinetic parameters of free and total cobalamins-(III) following the administration of 5 and 10 g of hydroxocobalamin.

Distribution

The volume of distribution at steady state (V_{ss}) for both free and total cobalamins-(III) showed no apparent relationship to dose. The V_{ss} ranged from 280.7 to 349.5 L for free cobalamins-(III), and from 21.8 to 25.6 L for total cobalamins-(III). The comparatively high values for V_{ss} of free cobalamins-(III) are due to the high protein binding of hydroxocobalamin as it reacts in the blood with plasma constituents to form cobalamins-(III) complexes and the rapid distribution of free cobalamins-(III) into tissues.

Elimination

The mean total amount of cobalamins-(III) excreted in urine during the collection period of 72 hours was about 60% of a 5 g dose and about 50% of a 10 g dose of hydroxocobalamin. Overall, the total urinary excretion was

calculated to be at least 60 to 70% of the administered dose. The majority of the urinary excretion occurred during the first 24 hours, but red-colored urine was observed for up to 35 days following the intravenous infusion. The mean half-life of free and total cobalamins-(III) was found to be approximately 26 to 31 hours at both the 5 g and 10 g dose level.

Metabolism

Hydroxocobalamin does not undergo metabolism.

Excretion

Hydroxocobalamin is mainly excreted in urine.

In cyanide poisoning victims, hydroxocobalamin binds to cyanide to form cyanocobalamin, which is mainly excreted in urine.

13 NONCLINICAL TOXICOLOGY

13.1 Carcinogenesis, Mutagenesis, Impairment of Fertility

Carcinogenesis

Long-term animal studies have not been performed to evaluate the carcinogenic potential of hydroxocobalamin.

Mutagenesis

Hydroxocobalamin was negative in the following mutagenicity assays: *in vitro* bacterial reverse mutation assay using *Salmonella typhimurium* and *Escherichia coli* strains, an *in vitro* assay of the tk locus in mouse lymphoma cells, and an *in vivo* rat micronucleus assay.

Impairment of Fertility

The effect of hydroxocobalamin on fertility has not been evaluated.

14 CLINICAL STUDIES

14.1 Animal Efficacy (Dog) Study of CYANOKIT for Cyanide Poisoning

The effectiveness of CYANOKIT for treatment of cyanide poisoning has not been determined in humans because inducing cyanide poisoning in humans to study the drug's efficacy is not ethical. Therefore, the effectiveness of CYANOKIT for cyanide poisoning was established based on the results of the adequate and well-controlled animal efficacy study described below. While the results of this animal study cannot be extrapolated to humans with certainty, the extrapolation is supported by the understanding of the pathophysiologic mechanisms of the toxicity of cyanide and the mechanisms of the protective effect of hydroxocobalamin as examined in dogs. In addition, the results of uncontrolled human studies and the animal study establish that hydroxocobalamin is likely to produce clinical benefit in humans.

The effectiveness of hydroxocobalamin was examined in a randomized, placebo-controlled, blinded study in cyanide-poisoned adult dogs assigned to treatment with vehicle (0.9% saline), or 75 or 150 mg/kg hydroxocobalamin. Anesthetized dogs were poisoned by intravenous administration of a lethal dose of potassium cyanide. Dogs then received vehicle or 75 or 150 mg/kg hydroxocobalamin, administered intravenously over 7.5 minutes. The 75 and 150 mg/kg doses are approximately equivalent to 5 and 10 g of hydroxocobalamin (respectively) in humans based on both body weight and the C_{max} of hydroxocobalamin (total cobalamins-(III)). Survival at 4 hours and at 14 days was significantly greater in low- and high-dose groups compared with dogs receiving vehicle alone (Table 4). Hydroxocobalamin reduced whole blood cyanide concentrations by approximately 50% by the end of the infusion compared with vehicle.

Table 4 Survival of Cyanide-Poisoned Dogs

Parameter	Treatment		
	Vehicle N=17	CYANOKIT	
		75 mg/kg N=19	150 mg/kg N=18
Survival at Hour 4, n (%)	7 (41)	18 (95)	18 (100)
Survival at Day 14, n (%)	3 (18)	15 (79)	18 (100)

Histopathology revealed brain lesions that were consistent with cyanide-induced hypoxia. The incidence of brain lesions was markedly lower in hydroxocobalamin treated animals compared to vehicle treated groups.

14.2 Smoke Inhalation Victims

A prospective, uncontrolled, open-label study was carried out in 69 subjects who had been exposed to smoke inhalation from fires. Subjects had to be over 15 years of age, present with soot in the mouth and expectoration (to indicate significant smoke exposure), and have altered neurological status. The median hydroxocobalamin dose was 5 g with a range from 4 to 15 g.

Fifty of 69 subjects (73%) survived following treatment with hydroxocobalamin. Nineteen subjects treated with hydroxocobalamin did not survive. Fifteen patients treated with hydroxocobalamin were in cardiac arrest initially at the scene; 13 of these subjects died and 2 survived.

Of the 42 subjects with pretreatment cyanide levels considered to be potentially toxic, 28 (67%) survived. Of the 19 subjects whose pretreatment cyanide levels were considered potentially lethal, 11 (58%) survived. Of the 50 subjects who survived, 9 subjects (18%) had neurological sequelae at hospital discharge. These included dementia, confusion, psychomotor retardation, anterograde amnesia, intellectual deterioration moderate cerebellar syndrome, aphasia, and memory impairment.

Two additional retrospective, uncontrolled studies were carried out in subjects who had been exposed to cyanide from fire or smoke inhalation. Subjects were treated with up to 15 g of hydroxocobalamin. Survival in these two studies was 34 of 61 (56%) for one study, and 30 of 72 (42%) for the second.

14.3 Cyanide Poisoning by Ingestion or Inhalation

A retrospective, uncontrolled study was carried out in 14 subjects who had been exposed to cyanide from sources other than from fire or smoke (i.e., ingestion or inhalation). Subjects were treated with 5 to 20 g of hydroxocobalamin. Eleven of 12 subjects whose blood cyanide concentration was known had initial blood cyanide levels considered to be above the lethal threshold.

Ten of 14 subjects (71%) survived, following administration of hydroxocobalamin. One of the four subjects who died had presented in cardiac arrest. Of the 10 subjects who survived, only 1 subject had neurological sequelae at hospital discharge. This subject had post-anoxic encephalopathy, with memory impairment, considered to be due to cyanide poisoning.

14.4 Cross-Study Findings

Experience with Dosing Greater than 10 g of Hydroxocobalamin

Across all four uncontrolled studies, 10 patients who did not demonstrate a full response to 5 or 10 g-doses of hydroxocobalamin were treated with more than 10 g of hydroxocobalamin. One of these 10 patients survived with unspecified neurological sequelae.

Effects on Blood Pressure

Initiation of hydroxocobalamin infusion as part of the therapeutic interventions generally resulted in increases in blood pressure and variable changes in heart rate (often normalization).

Survival of Patients Presenting in Cardiac Arrest

Of the 245 patients across all four studies, 68 (28%) presented in cardiac arrest. While blood pressure and heart rate may have been restored in many of these 68 patients, only five (7%) survived.

16 HOW SUPPLIED/STORAGE AND HANDLING

Each CYANOKIT carton (NDC 50633-310-11) consists of the following:

- One 250 mL glass vial, containing lyophilized hydroxocobalamin for injection, 5 g
- One sterile transfer spike
- One sterile intravenous infusion set
- One quick use reference guide
- One package insert

Diluent is not included.

Storage

Lyophilized form

Store at 25°C (77°F); excursions permitted to 15-30°C (59 to 86°F) [see USP Controlled Room Temperature].

CYANOKIT may be exposed during short periods to the temperature variations of usual transport (15 days submitted to temperatures ranging from 5 to 40°C (41 to 104°F), transport in the desert (4 days submitted to temperatures ranging from 5 to 60°C (41 to 140°F)) and freezing/defrosting cycles (15 days submitted to temperatures ranging from -20 to 40°C (-4 to 104°F)).

Reconstituted solution

Store up to 6 hours at a temperature not exceeding 40°C (104°F). Do not freeze. Discard any unused portion after 6 hours.

17 PATIENT COUNSELING INFORMATION

CYANOKIT is indicated for cyanide poisoning and in this setting, patients will likely be unresponsive or may have difficulty in comprehending counseling information.

Erythema and Chromaturia

Advise patients that skin redness may last up to 2 weeks and urine coloration may last for up to 5 weeks after administration of CYANOKIT. While it is not known if the skin redness predisposes to photosensitivity, patients should be advised to avoid direct sun while their skin remains discolored.

Rash

Inform patients that an acneiform rash may appear anywhere from 7 to 28 days following hydroxocobalamin treatment. This rash will usually resolve without treatment within a few weeks.

Renal Function Monitoring

Advise patients that renal function will be monitored for 7 days following treatment with CYANOKIT or, in the event of renal impairment, until renal function returns to normal.

Pregnancy

Advise pregnant women that maternal cyanide poisoning results in fetal cyanide poisoning. Treatment for cyanide poisoning may be lifesaving for both the pregnant woman and fetus. Advise females of reproductive potential to notify their provider if they were pregnant during therapy with CYANOKIT [*see USE IN SPECIFIC POPULATIONS (8.1)*].

Lactation

Advise women that breastfeeding is not recommended during treatment with CYANOKIT [*see USE IN SPECIFIC POPULATIONS (8.2)*].

Patient Information
CYANOKIT (hydroxocobalamin for injection)
for intravenous infusion

What is CYANOKIT?

CYANOKIT is prescription medicine used for the treatment of known or suspected cyanide poisoning. Cyanide is a chemical poison. Cyanide poisoning can happen from:
breathing smoke from household and industrial fires
breathing or swallowing cyanide
having your skin exposed to cyanide

The effectiveness of CYANOKIT was based on a study in animals, because intentionally exposing humans to cyanide is not ethical. The safety of CYANOKIT was studied in animals and healthy people and derived from experience in patients exposed to cyanide.

It is not known if CYANOKIT is safe and effective in children.

Cyanide poisoning is a life-threatening condition because cyanide stops your body from being able to use oxygen. You can die if your body does not have enough oxygen.

Tell your healthcare provider if you:

- have had an allergic reaction to hydroxocobalamin or cyanocobalamin
- **are pregnant or think you may have been pregnant during treatment with CYANOKIT.** CYANOKIT may harm your unborn baby. However, treatment for cyanide poisoning may save your life and the life of your unborn baby.
- **are breastfeeding.** Breastfeeding is not recommended during treatment with CYANOKIT. Talk to your healthcare provider about the best way to feed your baby during this time.

Tell your healthcare provider about all of the medicines you take, including prescription and over-the-counter medicines, vitamins, and herbal supplements.

How is CYANOKIT given?

- Your healthcare provider will give you CYANOKIT through a vein by intravenous (IV) infusion over 15 minutes.
- A second dose of CYANOKIT may be given to you if needed.

What should I avoid after I receive CYANOKIT?

- CYANOKIT may cause red colored skin. Skin redness is common during treatment with CYANOKIT and may last up to 2 weeks after treatment with CYANOKIT. You should avoid sunlight while your skin is red.

What are the possible side effects of CYANOKIT?

CYANOKIT may cause serious side effects, including:

- **Allergic reactions.** Signs and symptoms of a serious allergic reaction include chest tightness, trouble breathing, swelling, hives, itching, and rash. Seek emergency help if you experience signs and/or symptoms of an allergic reaction.
- **Kidney problems.** CYANOKIT can cause kidney problems, including kidney failure. Tell your healthcare provider if you develop crystals in your urine. Your healthcare provider will monitor your kidney function for 7 days after treatment with CYANOKIT, or longer if needed.
- **Increased blood pressure.** Increased blood pressure is a common but serious side effect during treatment with CYANOKIT. Your healthcare provider will monitor your blood pressure during treatment with CYANOKIT.

The most common side effects of CYANOKIT include:

- red colored urine. Red colored urine redness may last up to 5 weeks after treatment with CYANOKIT.
- acne-like rash. Acne-like rash may appear 7 to 28 days after treatment with CYANOKIT. This rash usually goes away without any treatment.
- nausea
- headache
- reactions at the site of infusion

These are not all the side effects with CYANOKIT.

Call your doctor for medical advice about side effects. You may report side effects to FDA at 1-800-FDA-1088.

General information about the safe and effective use of CYANOKIT.

This Patient Information leaflet summarizes the most important information about CYANOKIT. If you would like more information, talk to your healthcare provider. You can ask your pharmacist or healthcare provider for information about CYANOKIT that is written for health professionals.

What are the ingredients in CYANOKIT?

Active ingredient: hydroxocobalamin

Manufactured by: Merck Santé s.a.s., Semoy, France

Distributed by BTG International Inc. West Conshohocken, PA 19428

1-877-377-3784 BTG and the BTG roundel logo are registered trademarks of BTG International Ltd. For more information, go to www.CYANOKIT.com.

180_US_20211_NO

This Patient Information has been approved by the U.S. Food and Drug Administration.

Revised: 05/2021