

Vol. 19, No. 3
March 1983

THE
**DAFFODIL
JOURNAL**



Quarterly Publication of
AMERICAN DAFFODIL SOCIETY, INC.

The Daffodil Journal

ISSN 0011-5290

Quarterly Publication of the American Daffodil Society, Inc.

Vol. 19

MARCH 1983

Number 3

OFFICERS OF THE SOCIETY

QUENTIN E. ERLANDSON, President

9 Burnbrae Rd., Baltimore, Md. 21204

MRS. GOETHE LINK, *First Vice President*

P.O. Box 84, Brooklyn, Ind. 46111

MRS. WYNANT DEAN, *Second Vice President*

1629 Cowling Ave., Louisville, KY 40205

MRS. MARVIN V. ANDERSEN, *Secretary*

7 Perth Drive, Wilmington, Del. 19803

WELLS KNIERIM, *Treasurer*

31090 Providence Road, Cleveland, Ohio 44124

Executive Director — WILLIAM O. TICKNOR

Tyner, North Carolina 27980

(Tel. 919-221-8388)

All correspondence regarding memberships, change of address, receipt of publications, supplies, ADS records, and other business matters should be addressed to the Executive Director.

THE DAFFODIL JOURNAL is published quarterly (March, June, September, and December) by the American Daffodil Society, Inc., Tyner, N.C., 27980. Second class postage paid at Tyner, N.C., and additional mailing office. Subscription price (including membership) is \$10.00 per year, \$27.50 for three years. Single copies of current or back numbers are \$2.00.

© 1983 American Daffodil Society, Inc.

Chairman of Publications
Mrs. Robert Cartwright
1216 Goodloe Dr.
Nashville, Tennessee 37215
(Tel. 615-373-0814)

Editor, Daffodil Journal
Mrs. Paul Gripshover
Rt. 3, 1206 Natchez Road
Franklin, Tennessee 37064
(Tel. 615-790-6202)

Articles and photographs (glossy finish) on daffodil culture and related subjects are invited from members of the Society. Manuscripts should be typewritten double-spaced, and all material should be addressed to the Editor.

DEADLINE FOR THE NEXT ISSUE IS APRIL 10, 1983

SCHEDULE OF MEMBERSHIP DUES IN THE AMERICAN DAFFODIL SOCIETY

Individual	\$10.00 a year or \$27.50 for three years (Juniors, through 18 years of age, \$5.00 a year)
Family	\$15.00 a year for husband and wife, with one copy of the Journal, or \$35.00 for three years.
Individual Sustaining Member	\$15.00 a year
Individual Contributing Member	\$25.00 or more a year
Overseas Member	\$7.50 a year or \$20.00 for three years
	Individual Life Membership \$150.00

ADVERTISING RATES

Advertising rates for the *Journal* are as follows: full inside page, \$75.00; one-half page, \$45.00; one-quarter page, \$30.00. For additional information, write the Chairman of Publications, Mrs. Robert Cartwright.

IN THIS ISSUE

<i>New Zealand National Shows</i>	<i>Phil Phillips</i>	131
<i>Bulletin Board</i>		136
<i>Beginners Corner</i>	<i>Frances Armstrong</i>	139
<i>Letters</i>	<i>Peter Ramsay</i>	140
<i>English Odyssey</i>	<i>James S. Wells</i>	142
<i>In Praise of Folly—Ice Follies</i>	<i>Loyce McKenzie</i>	146
<i>Weed Control in Narcissus</i>	<i>Theodore E. Snazelle, Ph.D.</i>	147
<i>1983 Daffodil Show Dates</i>	<i>Mrs. Hubert Bourne</i>	152
<i>A Trip to Remember!</i>	<i>Peter and Lesley Ramsay</i>	155
<i>John C. Wister</i>		162
<i>Landscaping with Daffodils</i>	<i>Elizabeth T. Capen</i>	163
<i>More Williamsburg Happenings</i>	<i>Fran Lewis</i>	168
<i>Registration Form</i>		169
<i>Tazetta Talk</i>	<i>William Welch</i>	171
<i>Why the Narcissus is my Specialty</i>	<i>Mrs. W.D. Snell</i>	173
<i>What is a Poet?</i>	<i>Meg Yerger</i>	175
<i>The Story of the Ploids</i>	<i>Ima Kibitzer</i>	177
<i>Remember to Water Daffodils</i>	<i>Mary Duvall</i>	178
<i>Growing Daffodils in the Red River Valley</i>	<i>James M. Kaplan</i>	178
<i>Narcissus</i>		180
<i>Here and There</i>		182
<i>Seedling Notes</i>	<i>Bonnie Bowers</i>	184
<i>Board of Directors Meeting, September 25, 1982</i>		188
<i>Picking Daffodils for Exhibition</i>	<i>Mary Elizabeth Blue</i>	190

THE COVER PHOTO

is of Bittern 12 Y-O raised by Grant Mitsch and registered in 1979. The 1982 introduction, a cross of Matador × cyclamineus, is enough unlike either tazettas or conventional cyclamineus hybrids to warrant tentative listing in Division 12.

NEW ZEALAND NATIONAL SHOWS, 1982

PHIL PHILLIPS, Otorohanga, New Zealand

It was a most unusual season in which the regular order of flowering, if there is such a thing, was replaced by a come as you please sequence. Most districts experienced the coldest and driest winter for many years, some areas being down 30% on the average rainfall; but in spite of this the flowers produced were of very good quality. We were fortunate to have a visit from Cathy Riley who assisted with staging and acted as clerk for a team of judges at the North Island National Show at Lower Hutt and also at the late show in Hamilton.

The principal class, the British Raisers' Gold Cup, for eighteen cultivars, three of each, British raised, drew five entries. Peter Ramsay was first with a splendid group of good-sized, smooth flowers with bright contrasting colors and clean whites, well-staged and in good condition. Included were Rockall, which comes so much better here than it does in most parts of the United States that one would have difficulty in recognizing it as the same flower; Loch Hope, smooth and bright; Rainbow; Fiji; Purbeck, and Homage. Reg Cull was second with a good even lot, and Alf Chappel was third.

The class for twelve cultivars raised by the exhibitor drew three entries, with close competition between M. E. Brogden and P. & G. Phillips. Brogden's winning

entry displayed good even size, good color balance, and superb staging. Some of his best flowers were X88/1, 2 W-W, an excellent flower with straight tubular crown and smooth white perianth; Centrefold 2 W-GYO with a large flat crown with a rounded white perianth and good carriage; and Egmont Snow 2 W-W with a neatly frilled bowl-shaped cup and a smooth white perianth. P. & G. Phillips's second place group had good flowers of 2 W-48, 2 W-GWW, very white with spade shaped perianth with a green eye to the three-quarter length crown; Visa 3 Y-R, of good size and bright color; and Inspire 1 W-Y, whose well formed golden trumpet contrasted well with the spade shaped white perianth. David Bell was third with a good entry that included Stella Nova 2 Y-R, City Lights 2 W-YYR, and Ashanti 2 Y-R, bright red and very arresting.

The class for twelve single blooms attracted six entries and was won by Peter Ramsay with large flowers superbly staged on good stems of even height. Half of them were New Zealand raised: Egmont Snow 2 W-W, Gold Flush 1 Y-Y, Bandit 2 W-YYO, Red Cameo 2 Y-R, Red Ember 3 Y-R, and MH 3 W-R. P. & G. Phillips were second and showed good flowers of Salacia 2 W-GWW and Tia 3 Y-R, both from Jackson of Tasmania; Avenger, Pakatoa, and Hiromi 2 Y-R. Alf Chappell was third and showed a good flower of Belmarino 1 Y-Y.

The class for six red cups, three of each, was won by Spud Brogden with very bright colorful flowers including Danger, Salute, Colour Parade, and seedlings, all red and yellows and all of his own breeding.

Peter Ramsay took top honors in the class for three each of six small cups using Waiopua 3 W-R, Red Ember 3 Y-R, and Achduart. P. & G. Phillips were second with good flowers of Ariel, Marilyn, Rockall and Pakatoa.

Peter Ramsay also won the American Silver Salver for nine blooms American-bred, not more than three of one cultivar. Included were Cool Crystal; Sweet Prince; a pair of Evans pink and white doubles, N23-4 and 0-16; Amber Glow; Precedent; Daydream; and Coral Ribbon. In second place P. & G. Phillips showed three Daydream, Canby, Limpkin, Tranquil Morn, Fastidious, Precedent, and Green Gold.

P. & G. Phillips were successful in the class for nine pinks, winning with three Precedent, three Lipstick Pink, and three Salmon Spray. Peter Ramsay was second with two Quasar, Recital, Precedent, Coral Ribbon, O'More 36/71, and O'More 79/2.

In the class for nine doubles, first and second places went to P. & G. Phillips while Peter Ramsay was third.

Alma and Gordon Yates were the most successful exhibitors in the Miniature Section, winning the class for three varieties, three of each, with *N. triandrus albus*, Mary Plumstead, and Hawera. P. & G. Phillips had the best vase of miniatures with Xit and two Minnow.

The class for twelve single blooms in the Amateur Section was very strongly contested with nine entries. There was very little between the first three, all being of a very high standard. The winner, Robin Hill, showed a splendid lot including Rainlover 3 W-WWY, Gold Charm 2 Y-Y, Kinghorn 1 Y-Y, Springston Charm 2 W-W, Loch Lundie, Dynamic, Cyros, Ellanne, Irish Light, Colourful 2 Y-R, and Ariel. Stan Clapham was second with Patchit 3 W-OOR; Treloy 3 Y-O; Vanessa 2 W-P; and Donation 1 Y-Y, best described as a bright shade of luminous lime. Robin Brown was third with good blooms of Red Mission 2 Y-R, a bright flower with neat well formed cup; Ellanne; Director 1 Y-Y; Te Poi 2 Y-Y; Conquest; and Stormy Weather 1 W-Y.

Cultivars earning Premier Bloom honors were 1 Y-Y Valley Gold, 1 W-Y Stormy Weather, 1 W-W White Star, 2 Y-Y Gold Charm, 2 Y-R Colourful, 2 Y-WWY Lemon Candy, 2 W-R Avenger, 2 W-Y Dunmurry, 2 W-P Dailmanach, 2 W-W Phillips 2W-48, 3 Y-R Red Ember, 3 W-R Rockall, 4 Fiji, 5 Tuesday's Child, 6

Tracey. Best Seedling was Brogden X87/8, 2 W-WWP, and Dailmanach was Champion Bloom.

The South Island National Show was held in Christchurch a week after the North Island National and was an extremely good show. The main class for 18 x 3 drew four entries and was won by Alf Chappell with a well staged group, even in size and clear and bright in colors. Some of the best flowers were Gold Charm, Yellow Gift 1 Y-Y, Ashanti 2 Y-R, Tokanui 2 Y-R, Canisp, and White Prince. Jim O'More in second place had good flowers of Misty Glen; 49/70, 2 W-R, with a very bright saucer shaped corona; and 62/72, 1 W-W, with a neatly flared trumpet and a double triangle perianth. Darwin Hayes was third and fourth with big pot-grown flowers. Darwin brought about 150 flowers all the way from Invercargill by air and carried them in two big bunches in his hands all the way. How he managed is a mystery!

Spud Brogden won the class for twelve varieties raised by the exhibitor with a splendid lot including X70/1, 2 W-WWY, with very good texture in the perianth and a small crown with a pencil-edge of pale lemon; X53/E, 1 Y-Y, a splendid golden yellow trumpet slender in form and slightly flared at the mouth; X72/62, 3 W-W, like Valediction; and T31, 2 W-R, with a clean white perianth and a flat corona of bright red neatly crimped at the edge. David Bell was second and showed good flowers of 59-2, 2 Y-P, with good texture and a conical cup of pink and a gold perianth; Royal Sceptre, 4 Y-R, with good red color in the petaloids; and Ebony 1 W-Y with a well formed slender trumpet with a neat roll, paling towards the base.

The class for 12 x 3 was won by Mrs. Milliken ahead of Miss Verry. The winner showed a good lot including Lordship, Temple Gold, Bandit, and Veree 1 W-Y with good color contrast between the neatly rolled trumpet and the double triangle white perianth.

The class for nine American-bred went to Spud Brogden who showed Lilac Delight, Dotterall, Tangent, Fastidious, Laliq, Beige Beauty, and three Daydream. Peter Ramsay in second place used an equally good group including Cotton Candy, Cool Crystal, Aircastle, Silken Sails, Precedent, and Coral Light; while Jim O'More in third showed Sunball, Cotton Candy, Eclat, Dewy Rose, Macaw, Cool Flame, and Sunapee.

Premier Blooms were 1 Y-Y, Brogden X53/E; 1 W-Y, Bell 92/1; 1 W-W, Emphatic; 2 Y-Y, Golden Aura; 2 Y-R, Kasia; 2 W-Y, Caliban; 2 W-R, Brogden T31; 2 Y-W, Brogden X74/G26; 3 Y-YYO, Montego; 3 W-GGR, Green Meadows; 3 W-WY, Brogden X70/1; 4, Kawau; 8, Highfield Beauty; Best Seedling, Brogden X88/4. Champion Bloom was Brogden X53-E.

The miniatures were a very good lot with Maurice Butcher winning the points prize and the best vase of three stems with Mary Plumstead. He also had a very good pot of Xit with many blooms out. Other good vases were Tweenie, Xit, Segovia, and *watieri*.

JACKSON'S DAFFODILS

P.O. BOX 77

GEEVESTON 7116

TASMANIA, AUSTRALIA

Send for a descriptive list of the finest Tasmanian exhibition varieties, Divisions 1 to 4, that have won major awards throughout the world.



DIMITY 3 Y-O
William Jackson, Jr., 1968




BROOMHILL 2 W-W
F.E. Board, 1965



PARK SPRINGS 3 W-WWY
Mrs. J. Abel Smith, 1972



FLYAWAY 6 Y-Y
Mrs. George D. Watrous, Jr., 1964



LEMON SHERBET 2 W-GYY
Carncairn Daffodils, 1979



LUCY JANE 9 W-GYR
Mrs. Goethe Link, 1975



WOODLAND STAR 3 W-R
Tom Bloomer, 1962



DEMAND 2 Y-Y
P. & G. Phillips, 1975

BULLETIN BOARD

FROM THE PRESIDENT'S DESK

December is supposed to be a dormant time for daffodils—at least that's what I thought until this winter. In mid-December while enroute to the woodpile for the fireplace, lo and behold, there was a Jessamy 12 W-W blooming in all its glory. A perfect specimen, a blue ribbon miniature if ever there was one! Within a week a Taffeta 12 W-W also bloomed. Where are the shows when you really need them?

These unusual blooms (at least for Baltimore) reminded me that there is no really dormant period either for daffodils or, for that matter, for many of the members of the American Daffodil Society.

Far from being "dormant," work continues by the many volunteer members who make the Society go. Think about it. The Executive Directors have a steady flow through their "in" and "out" baskets. The Editor of the *Journal* no sooner issues the December *Journal* than she announces the deadline for material for the March *Journal* is January 5!

The Kings and the Henleys and their committee are really busy making all the detailed preparations for our April 7-9, 1983, Convention in Williamsburg. Margaret Roof is making preparations for the October 1, 1983, Fall Board Meeting in Paducah; and Marilyn Howe and her committee are already at work for our 1984 Convention in Portland, Oregon.

The Regional Vice Presidents send out newsletters and handle all the details for ADS Regional Meetings. The Committee Chairmen's work goes on continuously. Where would we be without them? They respond to requests, keeping the mail service busy, and take care of all the members' needs the year around. And certainly one of the most important "off season" activities is the work of all the Show Chairmen and their committees throughout the country.

Even your President has difficulty keeping up with correspondence, occasionally resorting to the telephone. After my term of office I may never write another letter again—well, for at least a month or two.

Hope to see you all in Williamsburg!

QUENTIN E. ERLANDSON
JANUARY 2, 1983



GRIPSHOVER

WHERE CAN I GET . . . ?

CULTIVAR:
Elton Leggett 2 W-?

DESIRED BY:
Mrs. W. W. Kinsey, 118 S. Walton St.,
Philippi, West Virginia 26416

Twinklepink 5 W-P
Salmon Spray 2 W-P

Robert L. Spotts, 3934 LaColina Road,
El Sobrante, California 94803

JUDGING SCHOOLS

ADS Judging School I will be held on March 19, 1983, in Hernando, Mississippi. For further information contact Miss Leslie Anderson, Rt. 3, 2302 Byhalia Rd., Hernando, MS 38632.

ADS Judging School III will be held in Conway, Arkansas, on March 26, 1983. Information about the course registration may be obtained from Mrs. Volta Anders, 1628 Maul Road N.W., Camden, AR 71701. Prospective judges may take Course III as their first course if desired. (PLEASE NOTE: The date was incorrect in the last *Journal*. We regret the error.—Ed.)

A refresher course is scheduled to be held at the ADS convention in Williamsburg in April, 1983. For information contact Mrs. Raymond W. Lewis, P.O. Box 192, North, VA 23128.

The *Handbook for Growing, Exhibiting, and Judging Daffodils* is the text for all courses.

—MRS. MERTON YERGER, *Chairman, Judging Schools*

COMING EVENTS

April 7-9, 1983	ADS Convention, Williamsburg, Virginia
April 2-10, 1983	Daffodil Festival, Fiftieth Year, Puyallup Valley, Washington
April 9, 1983	Grand Floral Street Parade, Tacoma-Puyallup-Summer, Washington
April 10, 1983	Marine Parade, Tacoma, Washington
April 19-20, 1983	RHS Daffodil Show, London, England
October 1, 1983	ADS Fall Board Meeting, Paducah, Kentucky
April 5-7, 1984	ADS Convention, Portland, Oregon
September, 1984	Third World Daffodil Convention, Hamilton, New Zealand

IF YOU MUST MOVE, PLEASE TELL ADS

Moving stretches ones time and energy to the utmost. Considerate activities give way to the essentials that can't be avoided. But this can be very costly to ADS and cause your *Journal* to be late in getting to you—unless ADS is notified in advance.

Journals are not forwarded. A piece, only, of the back cover is returned to the Executive Directors along with a bill for postage due of 25¢ or more. Usually, but not always, a forwarding address is provided by the post office. The Executive Directors then send another \$2.00 *Journal* plus postage of 63¢ and a 10¢ envelope to our transient member and hope that the new address, if there is one, is correct.

Even with all of this the Executive Directors will still occasionally get a note from a member stating that they moved six months ago and have not received their *Journal*.

The usual cost to your Society of an unreported move is \$2.98. A 13¢ post card from the transient member could save this and have the next *Journal* arrive on time.

—WILLIAM O. TICKNOR

COLOR IN THE JOURNAL

WELLS KNIERIM, *Cleveland, Ohio*

A number of colored illustrations of daffodil cultivars are included in this issue of the *Journal* for the first time. The excellent color photography in the 1978 *Daffodils in Ireland* intrigued me to attempt a similar project in our publication. Color is the predominant characteristic of all flowers and it is certainly more interesting and factual to depict daffodils in color rather than in black and white. Our *Data Bank* includes the color code and our *Journal* would be improved by the use of color whenever permitted by cost.

The photographs were selected from those included in the ADS slide library or supplied by the originators and an attempt was made to include samples of the majority of originators as well as covering a diversification of divisions.

True color reproduction is difficult to obtain in slides or in prints. Most of the slides were taken by flash since many were taken indoors at shows. Several are back-lighted using a slave flash in the rear and to one side of the subject. In my opinion, back-lighting makes a more interesting picture. More amateurs should experiment with daffodil photography to update and improve the slide library. Anyone with a good single lens reflex camera with a macro lens can take good slides after a little practice. We need more, especially of new and rare cultivars.

We trust these illustrations portray the true color of each daffodil. The extra cost of using color in this issue was covered by a special contribution.

"Then Herbs of every leaf, that sudden flow'r'd
Op'ning their various colours and made gay
Her bosom smelling sweet."

—JOHN MILTON, *Paradise Lost*

ADDITIONS TO ADS LIBRARY SINCE JUNE, 1980

- ADS. *Daffodil Bulletin*, July, 1957, to May, 1964, bound, two copies
Daffodil Journal, 1964 through 1980, bound
Daffodils to Show and Grow, 1980 Edition
Data Bank, current
Handbook for Growing, Exhibiting, and Judging Daffodils, 1981 Edition
de Navarro, J.M. Breeding Books, fair copy
Haworth, A.H. "Narcissorum Revisio," 1819, photo copy
"Narcissinearum Monographia," The Second Edition, 1831, photo copy
"A Monograph on the Subordo V. of Amaryllideae, containing the Narcissineae."
The British Flower Garden, (Series the Second,) 1831, photo copy
Jekyll, Gertrude. *Wood and Garden*
Lee, George. Planting books
Pugsley, H.W. "Monograph on *Narcissus Ajax*," photo copy
"Narcissus poeticus and its Allies," 1915, photo copy
RHS. *Daffodils 1976*
Daffodils 1979
Daffodils 1980-81
Daffodils 1981-82
Salisbury, R.A. "On the Cultivation of Rare Plants," from *Transactions of the Horticultural Society of London*, Volume 1. 1812. Photo copy of the portion dealing with Narcissus

FROM THE EDITOR'S DESK

Color in the *Journal*! Thanks to the tireless efforts of Wells Knierim, who arranged for the photos and the financing, we are able to bring you a *Journal* in "living color." The photographers were not identified, but we believe they are Wells Knierim, Hubert Bourne, Tom Throckmorton, Brian Duncan, and Elise Havens. Wouldn't it be nice to have some color in each issue? We are working on several ideas for fund raisers that we hope to present to the Board in April, which, if successful, might allow us to use about a half dozen photos in color in each issue. I would like to see the photos relate to articles in the *Journal*, rather than having independent photo pages. At any rate, we shall keep you informed, and we welcome your comments.

BEGINNER'S CORNER

FRANCES ARMSTRONG, *Covington, Virginia*

Spring is the time to reap the rewards of our labor and enjoy our beautiful daffodils. A little attention now, however, will forestall troubles later.

First, if rainfall is insufficient, continue watering until the flowers fade.

As foliage emerges, inspect it carefully for signs of virus. Early in the season yellow stripe is easily recognized but its symptoms fade as the season progresses. Do not confuse with frost and freeze damage. That makes a horizontal yellow line across the foliage and stem whereas yellow stripe is a wavy and splotched vertical one. If you see any plants so affected, dig them up and burn or place in garbage to be carried far away. (See the *Daffodil Journal*, March 1980, pp. 173-183.)

Then several weeks after daffodils have finished blooming, look around for narcissus bulb flies which look more like small bees than flies. They buzz around the daffodil foliage in the sun on warm days. Once you recognize the distinctive sound they make, you will have no trouble finding them if they are present. Capture them in a butterfly net, squirt them with an insecticide or destroy them in any manner you can. Do not worry if the neighbors think you have lost your feeble mind; all good gardeners are characters.

Finally, take time to become acquainted with your daffodils as individuals. Line up a few on the mantel and study them or, better yet, enter them in a show. Exhibiting is a pleasant way to get to know your daffodils well.

And don't forget to share a few blooms with your friends, the sick, the local library, your church or wherever they are needed.

MRS. J. ABEL SMITH

Offers


PINK DAFFODILS

Also other choice EXHIBITION and DECORATIVE varieties including NEW HYBRIDS raised at —

Orchard House

Letty Green nr. Hertford, England

Descriptive list free on application



LETTERS

FROM: Dr. Peter Ramsay, President,
National Daffodil Society of N.Z.

TO: Presidents: Australian Daffodil Society
American Daffodil Society
Northern Ireland Daffodil Group
Daffodil Society of England
Tasmanian Daffodil Group

Chairman: Daffodil & Tulip Committee,
Royal Horticultural Society

Tena kotua katoa:
(Greetings to you all:)

It is my pleasurable first duty as President of the National Daffodil Society of New Zealand to invite you and your members to attend the World's Third Daffodil Convention in Hamilton, New Zealand, [in September, 1984] and to join the Convention Tour which will visit Australia, Tasmania, and both main islands of New Zealand.

The convention planners are leaving no avenue unexplored in their efforts to make visitors welcome, and to make their experiences unforgettable. Their plans are too detailed to cover here, but information will be published from time-to-time in your journals and in a newsletter which is available on request from Mr. P. Phillips, P.O. Box 177, Otorohanga, New Zealand. Suffice it for me to say that the planners aim to have you see the best of our flowers in both private and public gardens, and additionally to provide a range of memorable educational and social events. I am personally certain that those of your members who make the trip to our South Pacific homelands will go away with fond memories of our countries.

I hope you encourage your members to register for the Convention, and to take a module, or modules of the tour. I would greatly appreciate it if you could arrange for publication of this letter, with your response, in your official publication.

Haere ra e hoa
(Goodbye for now, my friends)
Yours sincerely,
Peter Ramsay
President, National Daffodil
Society of New Zealand

Rathowen daffodils



DAFFODILS OF DISTINCTION

BEAUTIFUL
PRIZE-WINNING BLOOMS

VIGOROUS, HEALTHY BULBS
RHS Gold Medals 1974-1982

— OVER 300 VARIETIES —

EXCITING NOVELTIES AND SHOW FAVORITES
FREE COLOR CATALOGUE

"Knowehead" · Dergmoney · Omagh
County Tyrone · Northern Ireland
Telephone 0662-2931 / 0662-2192



ENGLISH ODYSSEY

Being a brief account of our second visit to the British Isles

JAMES S. WELLS, *Nut Swamp, New Jersey*

Following our return in September, 1981, with that bag of bulbs, a winter of great interest and some surprises slowly unfolded. All were set out in pans of various sizes, some plastic and others earthenware. While the plastic pans proved suitable in many cases, I felt that the use of both was unwise; for different watering regimens are required for each. A decision was made at that time to convert entirely to earthenware which I understand best. This has now been done. Quite a number of bulbs proved to be not of flowering size, which was rather a disappointment; but they grew well, so this spring should be doubly rewarding.

One of the strangest things to occur was with four bulbs received from John Blanchard. These were of the cross *N. atlanticus* × *N. cuatrecasasii* and all four bulbs flowered. Three produced a stem four inches or so in height with bright yellow flowers similar to a small jonquil, but the fourth appeared with quite a clear bright red rim to the small yellow cup. I watched it for some days and took a number of photographs, but the red rim intensified as the flower grew older to the point that everyone who came into the greenhouse remarked upon it. Finally, one Sunday I called John Blanchard, and although he was excited about this development he could not account for it, and suggested that I mark the bulb and grow it on to see what would happen. This I did, but ultimately decided that if I really had a red-rimmed hybrid of John's, it ought to return to him. When I came to knock out the pan, of course I could not say for certain which bulb was which. Had I put the label to the left or the right of the special bulb? I could not remember, so decided that all the bulbs should be returned, with the one I believed to be "Red Rim" marked separately. One other item of interest. The Blanchard bulbocodium hybrid which was illustrated in the March 1982 issue of the *Journal* turned out to be one of the original group called Tiffany. It looks as if it will be a splendid mid-winter hybrid, and the pan—which was undisturbed—is now a forest of new foliage. When the flowering season was over and all the seed pods from many crosses gathered, the pans were placed outside in early April to come to dormancy normally. This was a great mistake, for no sooner had they been moved than we went into a protracted rainy period. After about a week of this I began to be really concerned and so my wife and I brought the whole lot back in again one afternoon. It was a good thing that we did for even so I lost one or two good selections of *triandrus* which I had hoped to develop. Clearly the *triandrus* are very touchy as to excess water, especially after flowering, and I made a decision then that my culture of these miniatures will be conducted for the full twelve months in the greenhouse so that I can control things at the various stages. This will also allow for a thorough drying out and baking of some species such as *N. gaditanus*, which may just induce it to flower with a little more regularity.

Which brings us to mid-summer. While all this had been going on I had developed by correspondence a number of other contacts, and so began to lay out a plan for a second trip. If I referred to "striking oil" in my first report, this trip was intended to determine the extent of the "oil field." Again it has been successful to a degree that quite honestly astounds me as I commence to review what was done. I will not bore you with a long list of bulbs obtained, for the list is quite extensive, but simply record some of the highlights which seem important.

Our first call was to a Dr. J.G. Elliott, who was called one of the keenest

amateur growers of small bulbs in England, and so he proved to be. A most interesting and charming Tudor home, and a garden simply teeming with plants of interest in shrubs, herbaceous, alpines, and of course bulbs. Two greenhouses and more frames were filled with orderly lines of pots each labelled and covering a tremendous range of miniature bulbous plants. We spent a most interesting and instructive afternoon in which Dr. Elliott said, rather wistfully I thought, "If only you were interested in *Fritillarias* I could really help you." A number of narcissus were ready for me but when he heard that I did not have *N. hedraeanthus*, he hastened to find a pot and dig up a bulb. It was from Dr. Elliott that I had first heard mention of *N. Julia Jane*. I could find no reference to it in any list and suggested to him in a letter that if this was just another miniature hybrid of intermediate size perhaps I should not bother with it. How wrong can you be!

It turned out that the bulb is *N. bulbocodium romieuxii* Julia Jane. It was collected as a wild specimen by James Archibald in Morocco in 1966 and was kept separate by him because of its unusual form and color. In later conversation with Jim Archibald he said that Julia Jane is in effect a clear primrose yellow *petunioides*, with a reflexed flower of similar size. The color however is clear and distinct. He named it after his two daughters. Dr. Elliott had one bulb for me which I gathered in with glee, together with a *N. atlanticus* and some others of equal merit. A point of interest here about where Dr. Elliott lives. The address says Little Chart Forstal, and in looking on the map I could find many Forstals and one Little Chart but no Little Chart Forstal. However when we finally reached there it turned out that Forstal is a relatively local name for the village green or "common" as it is sometimes called, so all it meant was that Dr. Elliott lived on the edge of the village green of Little Chart.

Next a visit to Wisley, the gardens of the Royal Horticultural Society, where the director, Christopher Brickell, entertained us most generously. We were there for other reasons, but even so I managed to collect a few bulbs, notably a guaranteed true group of *N. triandrus cernuus* and a full pot containing many bulbs of *N. requienii (juncifolius)*. The bulbs looked quite different to any which I have which are supposed to be *requienii*, for these were long and dark brown, while all the others have been round and pale brown, similar to, or the same as *N. rupicola*. So perhaps here at last I may have the true *N. requienii (juncifolius)*. Time will tell.

Then on to the Savill Gardens in Windsor Great Park, surely one of the finest gardens anywhere and a delight to any horticulturalist no matter what his interests and at any time of the year. John Bond, the Keeper of the Gardens—is that not a most pleasant sounding title—as always was more than ready to give time and show us what was going on. I was amazed and delighted to see his latest effort, a very complete and yet rapidly expanding collection of dwarf conifers. He said that it was planned to be a "National Collection," but as I looked at the well ordered beds and wide areas already planted it was my opinion that under John's drive it will become THE International Collection. Again our main reason for visiting was not bulbs but anyone who has been to Savill in the spring will have seen the field—yes, field—of *N. bulbocodium citrinus* flowering in their tens of thousands in the grass. I have purchased a number of lots of *N. b. citrinus* in the last two years, but none have been true, so I had written to John asking if I might have a bulb or two from the field which he knew to be true. He replied that he might be able to put a fork into the ground in the right place and come up with a few more than one or two, which he did, much to my delight. So perhaps now, I do have true *N. b. citrinus*.

We moved on down to Wiltshire to stay with relatives and it was from there that I went again to see John Blanchard. We had of course been in correspondence during the year, first about "Red Rim" and then about other things. I knew that

John operated on a two year system, lifting and replanting certain groups each year, and then letting them remain for two full growing seasons. Each year when the pans were repotted some bulbs became surplus, and it was from these that he had been so generous to me last year. I had suggested to John that there might be other people over here who would be equally interested in obtaining a few of his crosses, and I offered to try out the idea if he wished. The year before, of course, I was a new face about which he knew nothing, but in the meantime we had been able to exchange a few ideas by letter. Then again, I had returned the four bulbs which had produced the strange red rimmed cup, which really was the only right thing to do. Anyway, as we sat and talked over a cup of coffee, he produced another and much larger box than last year, filled with the most exciting group of envelopes I am ever likely to see. Items which I never thought I would find were there, gems which I had read about but never thought to have. The list is far too long to record verbatim, but here are a few of the highlights. First, John had suggested that if a trip across the Atlantic had produced a red rim in the atlanticus cross, let's try again with more. So there was a fine fat envelope of these. A number of forms of *N. bulbocodium* including *N. b. albidus zaianicus lutescens*, *N. b. citrinus* collected in France, *N. b. filifolius*, *N. cantabricus foliosus*, two forms of *N. hedraeanthus*, a pale yellow one and a deep yellow one, *N. b. tananicus*, and *N. b. mesatlanticus*. Then to go on to some of his crosses, first there was *N. Icicle*, two crosses between *N. jonquilla* × *watieri*, four crosses between *N. rupicola* and *N. gaditanus*, two crosses of *N. watieri* × *N. gaditanus* and many many more. Right at the end was a small envelope with three bulbs of *N. triandrus pallidulus aurantiacus*, which had appeared to be unobtainable. I was quite overwhelmed.

John then went on to suggest that I should plant these bulbs, grow them on for a year, and then if as a result I had some good round bulbs in surplus offer some to see if other people would be interested. Again, I hardly knew what to say, for this seemed to open the way for a regular and steady flow of good things from "The Master of Miniatures" to this country. (John may well take exception to such a label but that is how I think he appears to most people.) In the light of all this, I was glad that I had also taken him a bulb of Fowlds's hybrid, Little Lass, for when a man has everything, what do you bring to him?

Well the upshot of all this was I went away gloating over my box and wondering just how I could possibly repay John for his trust, kindness, and generosity. Of which more in a moment.

Next a visit to Broadleigh Gardens once more where I obtained a bulb or two of many varieties that I had wanted. Charles Warren was one, Kehelland, Kenellis, and Sea Gift were others. Also Sennocke, Tarlatan, and two bulbs of *N. triandrus capax (loiseleurii)* which appear to quite different from bulbs of the same variety obtained from Paul Christian. None have yet bloomed so this has still to be sorted out.

A call at Avon Bulbs produced one or two interesting items. A further bulb of *N. b. Julia Jane*, a spring flowering form of *N. b. romieuxii*, one *N. cantabricus petunioides* to add to the two I obtained last year, and a selection of *N. cantabricus* called E.G. Raynes about which I know nothing. But while here I obtained the address of Jim Archibald—the JCA of many numbered forms—who runs a nursery deep in Dorset, and also the name and address of a Mrs. Weeks in Salisbury who specializes in both *N. b. Julia Jane* and *N. c. petunioides* as a small side line. A visit to the Weeks was most interesting. There was one small greenhouse with pans limited to just a few of the better types of *N. bulbocodium*. Bulbs would be available, probably on a two year basis, and could then be purchased. Then we set out to find Jim Archibald, and, nearing the area we drove into a wayside nursery to enquire. Certainly they knew where he was, and happily

were able to point it out on a large scale survey map, for as seems usual with all these growers of small bulbs, he was buried deep in the country. But we found him, had a most interesting chat, and obtained two types of bulbs together with a promise of copies of his field notes on all the numbered introductions, including Julia Jane. It also turned out that he and John Blanchard had this last spring been on another collecting trip to Morocco and I was shown a long glass-covered frame filled with pots of their field collections. I did wonder what interesting things lay dormant under the dry grit. Jim Archibald was also good enough to give me names and addresses of a number of other people, both in England and one in Portugal, who are interested growers of daffodil species and miniatures. I have written to them all, so the future still looks exciting. A shipment of bulbs from Paul Christian which included some more *N.b.* Julia Jane completed the bulb collecting part of the trip.

We had planned a few days in Brittany however, and although the weather had not proven to be inviting, we set off with some friends. It was interesting in many ways not associated with bulbs—fine long crisp loaves of French bread, good and inexpensive wine, and the quite astounding prehistoric megaliths at Carnac. Going down to this area we passed through Quimper, which is the point of embarkation for the Isles de Glenans, the home of *N. triandrus capax (loiseleurii)* and I was sorely tempted, but the weather was rough and I am a very poor sailor indeed. But the highlight of our trip in Brittany was a call to see the beautiful garden at Kerdalo where we were splendidly entertained by Timothy Vaughan and his most charming wife. The whole area is really sub-tropical being so close to the Brittany shore with the Gulf Stream at their very door. Although it poured with rain that day it did not seem to matter, for both the company and the food were excellent. Tim has a splendid horticultural library, and when he saw me drooling over a copy of E.A. Bowles's *Handbook of Narcissus* he most generously offered me the copy. But this was only one more instance of the most generous and warm-hearted manner in which we had been received everywhere—kindness which it is wonderful to experience, and most difficult to repay.

On the plane coming home I thought about all the bulbs John Blanchard had given to me and decided that I ought to “test the water” with just a few to see if my estimate was correct. We passed through customs without a hitch, and upon arrival home, I selected those crosses in which there were sufficient numbers to allow me to sort out a few good sized bulbs from each and offer them, by phone, to a few people in our society whom I knew. The response was exactly as I had imagined, for the bulbs were snapped up within a matter of hours and I clearly could have sold many more.

So now it looks as if, willy nilly, I shall have to edge into a small business selling bulbs as they become available, for I see no other way of making some of these good things that abound in England available to all who are interested. But I intend to keep things under tight control so that the tail does not wag the dog. On the other hand I hope to obtain bulbs from a number of people of known repute and standing so that what is offered is good, and as far as I can be sure, true to name.

Those of you who may recall my first article called “A Cry for Help” will now know what we have been able to do, having both time and a modest amount of money, to help ourselves. At this writing I have about seventy species and forms of species in pans, and about the same number of truly miniature hybrids. A group of intermediate hybrids (with apologies to Dr. Throckmorton) have been planted in the garden as being somewhat unsuitable for pan culture. All that remains to be done now is to be sure that I have the right bulbs under the right names—a task which I fear will never end.



IN PRAISE OF FOLLY—ICE FOLLIES

Half a decade ago, the then-Symposium chairman used to deplore the regular appearance of Ice Follies high on the list of favorites in 2-c, along with top show-bench winners. If she, or anyone, could see Ice Follies growing in front of the Governor's Mansion in downtown Jackson, Mississippi, she would understand why those who grow Ice Follies, at least in our climate, give it top ranking.

These bulbs were planted in the autumn of 1975, just after the Mansion had undergone an extensive three-year renovation. Most of the gardens were planted in low-maintenance landscaping in a style appropriate to the Mansion's age. Near the fences, however, other flowers were used. These bulbs were planted for fifty feet along an east-facing fence, where tall buildings such as department stores cut off much of the available light. They had an English ivy ground cover planted over them, and from that time until today, 1982, they have received no further attention. They have not been dug nor divided, and the only fertilizer or water they receive is that which falls on them when the lawn is fed or watered. In our climate, any daffodil which grows and continues to give such good bloom under ideal conditions would be a winner; to bloom in such profusion in shade, under ivy, with no dividing or extra care is to be truly a garden winner.

—LOYCE MCKENZIE, *Jackson, Mississippi*

NEW SLIDE PROGRAM AVAILABLE

A new slide program, "A Survey of Pink Daffodils," is now available. Originally a program for the Midwest Region's Fall meeting, it was prepared by Ruth Pardue and Tag Bourne. Contact our Photography Chairman to rent it.

DAFFODIL

growers for three generations.
Specializing in miniature, species,
novelty and naturalizing varieties.

We look forward to seeing you in Williamsburg at the convention this spring and will welcome you to our farm on April 9 on the convention tour.

We appreciate your business in the past and look forward to serving you in the future.

Send for free descriptive price list.

Brent and Becky Heath

THE DAFFODIL MART

Rt. 3, Box 208-RDJ
Gloucester, VA 23061

WEED CONTROL IN NARCISSUS

THEODORE E. SNAZELLE, PH. D.

Mississippi College, Clinton, Mississippi

Despite popular belief, there is no specific taxon or category of classification for weeds. A weed is simply a plant out of place, i.e. a plant growing where you don't want it (1). Weeds include all kinds of undesirable plants, e.g. trees, broadleaf plants, grasses, sedges, parasitic flowering plants (mistletoe), and aquatic plants (1). Man's concern with control of weeds probably began when man first cultivated plants for his own use. For centuries, weed control involved pulling by hand, removal with sharp sticks, and hoeing. The use of animal-powered and mechanical-powered cultivators for weed control has been rather recent. Chemicals used for control of weeds are called herbicides. Sea salt was probably the first chemical used for weed control (1).

EFFECTS OF WEEDS ON NARCISSUS

The effects of weeds in narcissus plantings are reduced yields, i.e. reduced numbers of bulbs or reduced increase, reduced size of bulbs, and interference in harvesting or digging bulbs (2). Reductions in yield and size of bulbs are easily explained since the weeds compete with the bulbs for soil nutrients and water thereby reducing their availability to bulbs.

TYPES OF WEEDS

The types of weeds which are problems in crop plants as well as in narcissus

plantings are as follows: 1) annuals, 2) biennials, and 3) perennials (1). Annual weeds are plants which complete their life cycles in one year. There are two types of annual weeds: summer annuals and winter annuals. Seeds of summer annuals germinate in the spring, grow extensively during the summer, and mature (produce seed) and die in the late summer or fall, e.g. common ragweed. Winter annual seeds germinate in the fall or winter, grow extensively during the spring, mature during the late spring or early summer and then die, e.g. henbit. Biennials are plants which live for more than one year but less than two years in completing their life cycle, e.g. common mullein. Biennial weeds do not seem to be too important in daffodil plantings. Perennial weeds live for more than two years and may continue for an indefinite period. Perennial weeds may be divided into two categories: simple perennials and creeping perennials. Simple perennials owe their spread to seeds and do not spread vegetatively, e.g. common dandelion. In addition to reproducing by seeds, creeping perennials spread vegetatively by creeping underground stems (rhizomes) and by creeping aboveground stems (stolons). Examples of creeping perennials are johnsongrass, bermudagrass, and Canadian thistle. In Mississippi, nutsedge (nutgrass) is a particularly problematic creeping perennial. Nutsedge produces a modified rhizome called a tuber which it uses to maintain itself.

HERBICIDES

Herbicides approved for use in Washington on commercial ornamental bulb plantings, e.g. bulbous iris, narcissus, and tulips, are shown in Table 1 (2). (Of course, in this paper attention will only be directed to weed control in narcissus plantings.) It should be noted that MCPA and 2,4-D are NOT safe to use on existing narcissus plantings including plantings where the bulbs are dormant, i.e. no green foliage (2); these herbicides are primarily used in the spring for the control of Canadian thistle and other broadleaf weeds where narcissus bulbs are to be planted in the fall. In Table 2, the time of application, rate of application, and weeds controlled by the various herbicides are shown.

RECOMMENDATION

Because of problems of availability (chlorpropham and napropamide are available only in Washington), packaging (dinoseb amine is available only in five gallon cans), diuron not being recommended for use on narcissus bulbs in small home plantings (although recommended for commercial narcissus plantings), and MCPA and 2,4-D not being safe to use on existing narcissus plantings, only glyphosate seems to be available to small daffodil growers. Although no literature was available to the author concerning controlled experiments on the use of glyphosate in the control of weeds in narcissus plantings, the author feels that this herbicide is perhaps one of the best to be used by small narcissus growers for weed control in narcissus plantings. Specifically, 1-2% Roundup solutions (glyphosate is the active ingredient in Roundup) are recommended for use on DORMANT narcissus plantings or for site preparation for a new daffodil bed (Table 2). A 1% Roundup solution is suitable for control of many weeds; a 2% Roundup solution is recommended for difficult to control perennials like bermudagrass (Table 2). The use of Roundup on actively-growing narcissus plantings is not recommended as Roundup is toxic to almost anything with green foliage.

DISCUSSION

Glyphosate, the active ingredient of Roundup, is a systemic herbicide;

glyphosate will be absorbed through the leaves and translocated to the below-ground parts of the plant, e.g. roots, rhizomes, etc. Therefore, glyphosate is not only effective in controlling annual weeds but also perennial weeds as it will kill the below-ground parts of perennial weeds as well as the above-ground foliage. One particularly exciting quality of glyphosate is that it does not persist in the soil for any great length of time. It is the author's experience that a new daffodil bed site can be sprayed with 2% Roundup to kill all the vegetation in the area and then planted with bulbs only a few weeks later with no adverse effects on the narcissus bulbs. The small daffodil grower is advised to use a knapsack-type sprayer when spraying a narcissus planting with glyphosate. Application of glyphosate to weeds should be made on a spray-to-wet basis; spray coverage should be uniform and complete and should be before the point of runoff from the foliage of the weeds.

PRECAUTIONS

The following precautions should be noted by the daffodil grower:

1. Glyphosate should not be used in galvanized steel or unlined steel knapsack sprayers as it may react with the metal to form highly flammable hydrogen gas. Stainless steel, aluminum, fiberglass, plastic, and plastic-lined knapsack containers are safe to use.
2. Glyphosate causes eye irritation. Protective eye goggles are advised when applying glyphosate. Keep glyphosate off the skin and clothing. If glyphosate gets onto the skin, wash it off with water. Wash contaminated clothing before reuse.
3. Glyphosate is harmful if swallowed.
4. Rainfall within six hours of application of glyphosate to weeds may reduce its effectiveness.
5. Remember: glyphosate is a non-selective herbicide, i.e. it will kill virtually anything with green foliage.
6. Keep glyphosate out of streams, lakes, and ponds. Therefore, be careful not to contaminate water when disposing of waste or when cleaning equipment.
7. Avoid contamination of feed, seed, and foodstuffs with glyphosate. Do not reuse the glyphosate container; destroy it when empty.
8. Follow all instructions exactly as given on the glyphosate container.

CONCLUDING STATEMENT

Glyphosate seems to be the only herbicide that can be used safely on the daffodil plantings of small daffodil growers at this time; however, the author believes that diuron should be investigated carefully for possible preemergent weed control in the daffodil plantings of small daffodil growers. Also, the author believes that napropamide, which is only cleared for use on daffodils in Washington, will possibly be of great use to the small daffodil grower in the future for the preemergent control of both winter annual weeds and summer annual weeds as it becomes available in other states.

LITERATURE CITED

1. Klingman, G. C. and F. M. Ashton. (1982). *Weed Science - Principles and Practices*, 2nd. ed. John Wiley and Sons, New York.
2. Peabody, D. V. (1982). *Western Washington Weed Control Guide - Ornamental Bulbs (Iris, Narcissi, Tulips)*. EB 1035. College of Agriculture, Washington State University, Pullman.
3. *1982 Weed Control Manual*. (1982). Meister Publishing Co., Willoughby, Ohio.

TABLE 1

HERBICIDES FOR WEED CONTROL IN NARCISSUS PLANTINGS (2)

COMMON NAME	TRADE NAME ¹	GENERAL CATEGORIES OF WEEDS CONTROLLED		
		Perennials	Winter Annuals	Summer Annuals
MCPA ²	numerous	X		
2,4-D (amine salt) ²	numerous	X		
Glyphosate ³	Roundup	X	X	X
Dinoseb amine	Premerge 3 Dynamyte 3		X	
Chlorpropham ⁴	Furloe Chloro IPC		X	
Diuron ⁵	Karmex		X	
Napropamide ⁴	Devrinol		X	X

¹ Trade names are used to simplify information; no endorsement by the author or the American Daffodil Society is intended.

² MCPA and 2,4-D can't be used safely over existing narcissus plantings; application of these herbicides is primarily made in the late spring to eliminate Canadian thistle from land which is to be planted in the fall with narcissus bulbs.

³ In Washington, glyphosate is used for control of Canadian thistle; the use of glyphosate on winter and summer annuals and perennials (other than Canadian thistle) is based on the author's experience. Glyphosate should not be used on narcissus plantings which have green foliage showing. Careful direction of glyphosate spray onto weeds only and not onto the narcissus foliage or accidental drift of the herbicide onto the foliage may cause severe damage or loss of the narcissus bulbs.

⁴ Chlorpropham and napropamide for use in narcissus plantings in Washington State only are available as a special local needs registration under Section 24(c), FIFRA.

⁵ Diuron is not recommended for use in small, home daffodil bulb plantings although it is recommended for use on large commercial plantings.

TABLE 2

TIME OF APPLICATION, RATE OF APPLICATION, AND WEEDS
CONTROLLED BY HERBICIDES
IN NARCISSUS PLANTINGS (1,2,3)

HERBICIDE	TIME OF APPLICATION	RATE OF APPLICATION	WEEDS CONTROLLED
MCPA	If fall narcissus bulb planting is planned, apply MCPA in the late spring when Canadian thistle is in the bud stage.	See label for specific recommendations.	Canadian thistle; broadleaf weeds.
2,4-D (amine salt)	Same as for MCPA.	See label for specific recommendations.	Sames as for MCPA.

HERBICIDE	TIME OF APPLICATION	RATE OF APPLICATION	WEEDS CONTROLLED
Glyphosate	Can be applied at anytime of year; however, it is best to apply glyphosate when the narcissus bulbs are dormant, i.e. no green foliage.	1% rpimdi (0.41% active ingredient) = 38 ml/gal water or 2 tbs. + 2 tsp/gal water 2% Roundup (0.82% ai) = 76 ml/gal water or 5 tbs/gal water	Bermudagrass, field bindweed, annual blue grass, downy brome, cocklebur, crabgrass, dallisgrass, dock, foxtail, guineagrass, Johnsongrass, kochia, lambsquarters, prickly lettuce, nightshade, nutsedge, fall Panicum, pigweed, quackgrass, sunflower, ragweed, Canadian thistle, Russian thistle, velvetleaf, and others.
Dinoseb amine	Anytime after planting until two weeks before emergence of narcissus leaves through soil.	4½ lb active ingredient (1½ gal product)/acre	Annual broadleaf weeds and grasses such as mustards, smartweed, nightshades, yellow starthistle, lambsquarters, pigweeds, purslane, ragweed, crabgrass, chickweed, foxtails.
Chlorpropham	Anytime after planting until two weeks before emergence of narcissus leaves through the soil.	4 lb active ingredient (4 qts. product)/acre	Annual bluegrass, old witchgrass, raitail fescue, ryegrass, stinkgrass, wild oats, chickweed, carpetweed, dodder, falseflax, sheepsorrel, knotweed, purslane, smartweed, wild buckwheat.
Diuron	Anytime after planting until four weeks before emergence of narcissus leaves through soil.	2 lb active ingredient (2½ lb product)/acre.	Weed seedlings such as wild mustard, lambsquarters, shepherds-purse, chickweed, annual ryegrass.
Napropamide	Can be used after planting for pre-emergent control of winter annuals and again in the early spring after emergence of narcissus leaves through the soil for preemergent control of summer annuals.	4 lb. active ingredient (8 lb product)/acre.	Annual grasses and broadleaf weeds such as bluegrass, barnyard grass, crabgrass, chickweed, fiddleneck, knotweed, sowthistle, and others.

1983 DAFFODIL SHOW DATES

MRS. HUBERT BOURNE, *Awards Chairman*

- March 5-6—Corona del Mar, California. Southern California Daffodil Society at Sherman Gardens, 2647 East Pacific Coast Hwy. Information: Miss Helen Grier, 4671 Palm Ave., Yorba Linda, CA 92686; or Mrs. Nancy Cameron, 410 S. Paseo Estrella, Anaheim Hills, CA 92807.
- March 12—Clinton, Mississippi. Central Mississippi Daffodil Society at the Vesper Room, B.C. Rogers Student Center, Mississippi State College. Information: Dr. Ted Snazelle, 418 McDonald Drive, Clinton, MS 39056.
- March 12-13—Ross, California. Pacific Regional. Northern California Daffodil Society at the Marin Art and Garden Center, Sir Francis Drake Blvd. Information: Mrs. Joseph Allison, 130 Bryce Canyon Road, San Rafael, CA 94903.
- March 18-19—Dallas, Texas. Texas Daffodil Society at the Dallas Civic Garden Center. Information: Mrs. Kelly Shryoc, 2933 Owenwood Drive, Fort Worth, TX 76109.
- March 19-20—Fortuna, California. Fortuna Garden Club at the Fortuna Monday Club House, Sixth and Main. Information: Mrs. Christine Kemp, Box 212, Fortuna, CA 95540.
- March 19-20—LaCanada, California. Southern California Daffodil Society at Descanso Gardens, 1419 Descanso Drive. Information: Jay Pengra, 954 St. Katherine Drive, Flintridge, CA 91011.
- March 22-23—Hot Springs, Arkansas. Arkansas State Show. Arkansas Daffodil Society at the Arlington Hotel. Information: Mrs. Jesse Cox, 228 Daffodil Lane, Hot Springs, AR 71913.
- March 24—Oxford, Mississippi. Oxford Garden Club at the Oxford-Lafayette County Library. Information: Mrs. Thomas W. Avent, 101 Park Drive, Oxford, MS 38655.
- March 25-26—Atlanta, Georgia. Southeast Regional. Georgia Daffodil Society at the Galleria Mall, 1 Galleria Pkwy. Information: Mrs. Jon C. Barbour, 210 Crystal River Dr., Lawrenceville, GA 30245.
- March 26-27—Memphis, Tennessee. Southern Regional. Mid-South Daffodil Society at the Goldsmith Civic Garden Center. Information: Mrs. Richard Harwood, 4034 Grandview Ave., Memphis, TN 38111.
- March 26-27—Chapel Hill, North Carolina. North Carolina State Show. The Chapel Hill-Carrboro Council of Garden Clubs and the North Carolina Botanical Garden at The Totten Center, North Carolina Botanical Garden. Information: Mrs. W.L. Wiley, 412 Cameron Avenue, Chapel Hill, NC 27514.
- April 2—Princess Anne, Maryland. Somerset County Garden Club at the Peninsula Bank of Princess Anne. Information: Mrs. Ralph E. French, Route 1, Box 220, Princess Anne, MD 21853.

- April 2-3—Nashville, Tennessee. Tennessee State Show. Middle Tennessee Daffodil Society at Tennessee Botanical Gardens and Fine Arts Center. Information: Mrs. Paul Gripshover, Route 3, 1206 Natchez Road, Franklin, TN 37064.
- April 2-3—Hernando, Mississippi. Mississippi State Show. The Garden Study Club of Hernando at the National Guard Armory, McCracken Road. Information: Mrs. Edward B. Entrikin, 3065 Holly Springs Road, Hernando, MS 38632.
- April 2-3—Gloucester, Virginia. Garden Club of Gloucester at the Gloucester Intermediate School, Route 17. Information: Mrs. Raymond W. Lewis, Box 192, North, Virginia 23128.
- April 5—Accomac, Virginia. Garden Club of the Eastern Shore Daffodil Show at the Drummondtown Methodist Church. Information: Mrs. Richard W. Young, Accomac, VA 23301.
- April 7-8—Williamsburg, Virginia. National Show. Tidewater Daffodil Society at Ft. Magruder Inn. Information: Mr. and Mrs. H. deShields Henley, 115 Conifer Road, Newport News, VA 23606.
- April 14—Chillicothe, Ohio. Adena Daffodil Society at the Veterans Administration Medical Center. Information: Mrs. Betty Beery, 2604 Norman Hill Road, Frankfort, OH 45628.
- April 15—Scottsburg, Indiana. Indiana Daffodil Growers South at the Catholic Church Parish Hall. Information: Mrs. Verne Trueblood, RFD 3, Box 187A, Scottsburg, IN 47170.
- April 16-17—Louisville, Kentucky. Kentucky Daffodil Society at the Oxmoor Mall. Information: Mrs. Wynant Dean, 1629 Cowling Avenue, Louisville, KY 40205.
- April 16-17—Dayton, Ohio. Midwest Regional. Southwestern Ohio Daffodil Society at the Wegerzyn Garden Center, 1301 E. Seibenthaler Avenue. Information: Mrs. Bette Warner, 106 Beechwood Avenue, Brookville, OH 45309.
- April 16-17—Edgewater, Maryland. London Town Public House and Gardens at the London Town Public House and Gardens. Information: Mrs. R. Gamble Mann, P.O. Box 176, Edgewater, MD 21037.
- April 16-17—Washington, D.C. Washington Daffodil Society at the National Arboretum. Information: Mrs. George D. Watrous, Jr., 5031 Reno Road, N.W., Washington, DC 20008.
- April 19-20—Philadelphia, Pennsylvania. Pennsylvania Daffodil Society at Horticulture Hall, Fairmont Park. Information: Mrs. Kevin W. Keenan, 1543 Old Welsh Road, Huntingdon Valley, PA 19006.
- April 20-21—Baltimore, Maryland. Maryland Daffodil Society at the Brown Memorial Presbyterian Church of Woodbrook, Charles and Woodbrook Lane. Information: Ms. Nancy H. Howard, 309 Chattolanee Hill, Owings Mills, MD 21117.

- April 21—Indianapolis, Indiana. Indiana Daffodil Society at the Meridian Street United Methodist Church, 5500 N. Meridian Street. Information: Mrs. Charles Moulin, 5662 Broadway, Indianapolis, IN 46220.
- April 22—Wilmington, Delaware. Delaware State Show. Delaware Daffodil Society at the St. Albans Episcopal Church, 913 Wilson Road. Information: W.R. Mackinney, 535 Woodhaven Road, West Chester, PA 19380.
- April 23-24—Columbus, Ohio. Ohio State Show. Central Ohio Daffodil Society at the Upper Arlington Municipal Services Bldg., 3200 Tremont Road. Information: Mrs. Hubert Bourne, 1052 Shadyhill Drive, Columbus, OH 43221.
- April 25-26—Nantucket, Massachusetts. Nantucket Garden Club at the Harbor House. Information: Mrs. Earle Macausland, P.O. Box 298, Nantucket, MA 02554.
- April 26-27—Cleveland, Ohio. Western Reserve Daffodil Society at the Garden Center of Greater Cleveland, 11030 East Blvd. Information: Wells Knierim, 31090 Providence Road, Cleveland, OH 44124.
- April 26-27—Chambersburg, Pennsylvania. Pennsylvania State Show. Chambersburg Garden Club at the Recreation Center, South Third Street. Information: Mrs. Owen Hartman, 105 Farmington Road, Chambersburg, PA 17201.
- April 27-28—Downingtown, Pennsylvania. Garden Class of the GFWC Woman's Club of Downingtown, Woman's Club House, Manor Avenue. Information: Mrs. Theodore F. Merkel, 69 Santillo Way, Downingtown, PA 19335.
- April 28—Greenwich, Connecticut. New England Regional. Greenwich Daffodil Society Show at the Greenwich Garden Center, Bible St., Cos Cob. Information: Mrs. Clark T. Randt, 59 Husted Lane, Greenwich, CT 06830.
- April 30—Rumson, New Jersey. Northeast Regional. New Jersey Daffodil Society at the Presbyterian Church Hall, 4 East River Road. Information: Mrs. John Miller, 558 Ridge Road, Fair Haven, NJ 07701.
- April 30—Akron, Ohio. Northeastern Ohio Daffodil Society at the Rolling Acres Shopping Mall, 2400 Romig Avenue. Information: Jack Ward, 1743 Lafayette Circle, Stow, OH 44224.
- April 30—Mansfield, Ohio. Kingwood Daffodil Society at Kingwood Center, 900 Park Avenue West. Information: Charles Applegate, c/o Kingwood Center, 900 Park Avenue West, Mansfield, OH 44906.
- May 13-14—Dublin, New Hampshire. Northeast Daffodil Show at the Dublin Town Hall. Information: Mrs. Wellington Wells, Box 308, Marlborough, NH 03455.
- May 14-15—Minneapolis, Minnesota. Central Regional. Daffodil Society of Minnesota. Information: Mrs. Linda Karnstedt, 1790 Richard Circle, W. St. Paul, MN 55118.

A TRIP TO REMEMBER!

PETER and LESLEY RAMSAY, *Hamilton, New Zealand*

(from the 1982 Annual Reports of the National Daffodil Society of New Zealand)

How often in one's lifetime does the opportunity arise to see daffodils blooming in Canada, U.S.A., England, Ireland and Scotland all in one season? How often does one get to meet the "big names" of the daffodil world in their own gardens? And how frequently does one get the chance to pick the brains of the world's leading breeders—Lea, Noton, Mitsch, Pannill, Duncan, Reade, Bloomer, Abel-Smith, Harrison, Evans, and Jefferson-Brown? In eight short weeks we did all this and more in a trip of a lifetime—a never-to-be-repeated experience. In an article such as this we cannot hope to cover all the exciting occasions and to record all the wonderful flowers we saw, or even begin to capture the warmth of our welcome and the depth of hospitality accorded to us by daffodil people in five countries. Our account is by necessity chronological and brief. We will supplement it for Society members with a series of tape slide programs which will be available for borrowing.

Our daffodil tour was sandwiched between four months work in Canada, and a further month's study leave in the U.K. Before leaving Canada, though, we had a taste of what was to come in Victoria on Vancouver Island. One of the students in a lecture I gave noted my daffodil pin, and invited me to meet her brother and father who turned out to be the largest commercial daffodil growers in Canada. The next day the son, Ian Vantreight, showed us around their farm, which specialized in King Alfreds for market—130 acres in all! Many of these are glasshouse forced and marketed through the Safeway grocery chain. Although their procedures were enough to make a small scale exhibition specialist quail, it was certainly an experience to remember.

The serious business of studying show flowers began in earnest in Oregon. Here we stayed at Mt. Angel Abbey, where our host was daffodil enthusiast Father Athanasius Buchholz, a lively and effervescent Benedictine monk. Our family quickly became very fond of Father A. who had the most marvellous program organized for us. We spent two days with Grant and Amy Mitsch whose flowers were at their peak. Not only were we able to scour their extensive plantings, but we were also able to view an attractive display in their shed. We were most impressed with their seedlings, particularly in the lower divisions. Two Division 5s, one white and one yellow, bred from Easter Moon were fabulous, and there were oodles of good pinks mostly from Space Ship and Precedent. Grant has also made advances in the all yellows with crosses from Camelot \times Aurum and Camelot \times Rich Reward. In Division 6 we liked NN44/2, an improved Charity May, and MM 31/2 was one of the finest pink doubles seen anywhere, comparing favorably with Pink Pageant. Of the named varieties, Graduation, a rimmed pink, took our eye; while Grebe 4 Y-R was better than its photograph in the Mitsch catalogue. Irresistible was the best 2 Y-P we've seen, but as this division is not one we favor as yet we disapproved its name, which was just as well as our pocket-book was beginning to feel the strain! We were also much impressed by the color of Magician but its form left a little to be desired. Grant's beds are beautifully laid out and well tended (as were all we saw in America), and the foliage is a great credit to a great raiser. Grant personally took us around the beds, and answered our every question. Although not keeping the best of health he possesses a dry wit as indicated by his response to my finding a couple of nicks in his splendid pink double—"Well, Peter, doubles tend to have a bit of scope for that!"

The next day Father A. took us to Murray and Stella Evans's home, high in the Oregon hills. The temperature here was much lower and we felt snow in the air. Murray had some early varieties picked for us to view inside, and we admired our old friend Replete (which we all were after the huge repast Stella had prepared for us), and made some new ones, especially with another fine pink double in Q28. Out into the field after lunch, mainly to admire the superb leaves, as Murray's flowers were well behind those seen the previous day. However, our notebook was out to record the name of a lovely new release in Swain, the best all yellow seen in the U.S.A. Lingerie 4 W-Y, which I showed at the South Island national last year was in lovely shape, as was a lovely all white double called Androcles, Several of Bill Pannill's were in flower: Mountain Dew will make an impact as an early white, and High Tea was a well shaped pink. XX340 made an immediate impression with its clear white color and tremendous substance. Back inside to warm up, and then all too soon it was time to go. On our way back to the Abbey we stopped at Mrs. Kirby's home. Mrs. Kirby has won the coveted Quinn gold medal and her collection of standard daffodils were in good order. We were most taken, though, with an outstanding rockery display of miniatures and dwarfs, with old friends like Dove Wings, February Gold and Jack Snipe.

The remainder of our time in Oregon was spent sightseeing which included a spectacular trip along the Oregon coast with host Father A. (not in the least bit daunted by a brush with an early-to-rise Smokey), a visit to Richard and Elise Havens (nee Mitsch) extensive plantings, and a careful study of Father A.'s own excellent amateur collection. At the Havenses we noted an especially good cyclamineus in Rapture; an advance in the 1 W-Y's; Aurum; and Hoopoe, the best tazetta seen anywhere (including Highfield Beauty!). Father A. grows old and new, all with tremendous substance and size. Alongside older ones like Empress of Ireland, Balalaika, Dynamite, Canisp and Omeath, we found some nice new ones in Resplendent, Patricia, Galahad and Evans D307. We were so impressed that we agreed to take some entries for Father A. to the convention show in Nashville. So with two cardboard boxes full of flowers, five suitcases, and two children who had been well looked after by Father Athanasius's very hospitable family, we set out for our next port-of-call—Nashville, Tennessee.

After an unscheduled landing at Salt Lake City to forcibly disembark a drugged gent whose delusions of grandeur stopped just short of being godlike, we arrived very late in Nashville. However, after several trials and tribulations we got Father A.'s flowers safely onto the showbench. He was placed a very unlucky second in the Quinn gold medal to Mary Lou Gripshover, but he did beat the redoubtable Bill Pannill. Compensation arrived in the form of the Green Ribbon for twelve varieties, best American raised, and best bloom in the show with a very good Balalaika. So, our efforts on behalf of Father A., a person whom we shall never forget, did not go unrewarded. The show was smaller than we had anticipated, with the overall standard being about that of a good provincial show in New Zealand. In fairness, though, it should be noted that, Oregon apart, the conditions for growing our favorite flower is anything but favorable in the States. In some areas only typical American ingenuity gets good flowers on the show benches. The Californians, for example, grow their bulbs in deep ditches to get every drop of moisture to work, while in other states heavy frosts can be followed by temperatures in the high nineties. In New Zealand, with our almost perfect climate for growing bulbs out-of-doors it is easy to be smug. We would also record that the miniatures in the States, as well as Divisions 5 through 8 are a light year ahead of New Zealand standards. A vase of Longspur 5 W-W was the best we've seen in this

division and must have been unlucky not to win the best vase ahead of Suede. A very bright pink in Pasteline also caught our eye, and a lovely Ibis staged by one of America's up and coming growers in Handy Hatfield was outstanding. Bill Pannill's flowers were a little on the small side but the quality and promise were there. We noted a lovely pink-rimmed Divison 7, Tuckahoe, and Mountain Dew. We were also most taken with Harold Koopowitz's seedlings which were quite original, and were pleased to see some of Marilyn Howe's flowers doing well. Both Harold and Marilyn had looked after us very nicely in California. However all the conventional flowers were overshadowed by a marvellous miniature shown by Naomi Liggett called Candlepower. This flower was a perfectly formed and well colored true miniature and justifiably won the Gold Ribbon.

The A.D.S. Convention is both educational and social. We learned a good deal about breeding, and through Harold Koopowitz were enthralled at the prospects of a pollen bank. We were also pleased to renew our friendship with John Lea who had brought across a splendid group of flowers which included the best vase of Dailmanach we'd yet seen. At the dinner function the 'other half' of Carncairn Daffodils, Robin Reade, gave one of the wittiest daffodil addresses possible, although those of us who consider ourselves 'technical directors' shouldn't really have been amused by the formation of a 'Daffodil Husbands/Wives Charter'! (See *A.D.S. Journal*, June 1982 for a copy of his address.) We were also pleased to meet friends made in New Zealand at the first World Convention—Wells Knierim, Willis Wheeler and the charming Mrs. Ford who has all the graces of Virginia. We were proud that the efficient and charming lady President Marie Bozievich had been to our home, and that we were able to talk with the erudite Tazewell Carrington again. And to these and others we added a new list of friends whom we hope all come to the New Zealand Convention in 1984.

All too soon the convention ended. Our next visit was with John and Marie Bozievich in the beautiful capital city of Washington. They own a lovely home on the outskirts of the city, and like all daffodil people spared no effort in making us welcome. Our visit started with champagne in the company of the Reades and Roberta Watrous, sipped while the children dug into the large bag of Easter eggs supplied by an unsurpassed lover of children, John Bozievich, John's warmth and consideration complemented by Marie's kindness and hospitality made our days with them a pleasure. We have many friends of Yugoslav descent in this country and John added to our generalization about their skills as hosts. Marie's flowers were only just beginning, but we saw a nice Loch Hope just opening and a lot of promising buds in her bark covered weed-free beds. After being shown the sights of Washington, and after surviving New York's worst blizzard in 110 years it was across the Atlantic to London and on to the next phase of our trip.

First stop in the U.K. was at the small village of Buxted where we stayed in the 200 year old cottage belonging to daffodil enthusiasts Noel and Pam Burr. Again, the warmth of our welcome was very strong; Pam must have spent many long hours preparing the many marvellous meals, while Noel had organized a very full daffodil program. We travelled across to Groombridge to help judge, and were very pleasantly surprised by the excellent standard of a village show. The flowers were well groomed and neatly staged. Best bloom went to a lovely Montego staged by Bill Leckenby, whose home we visited for dinner later on. (We found this out *after* the judging!) Reserve best went to Tudor Minstrel which is streets ahead of the way we grow it in New Zealand. We were also pleased to give an Award of Merit to a first year grower for a lovely vase of Woodland Prince, one of which would have been in the running for best bloom if slightly better groomed. We also discovered that judges at village shows have to be versatile, and that judging fifteen entries in the rhubarb classes is not entirely unproblematic! After Groombridge we

visited the homes and gardens of many growers in Kent and Essex all of whom seemed bent on turning our already cuddly figures into gross corpulence. As we both resist anything but temptation our poundage increased hourly. After a most pleasant time helping Noel and Pam select flowers from their garden our next highlight was London and the R.H.S. show. We may say in passing that those with limited space should take a leaf out of Noel's book. From a total planting of 1,800 bulbs he not only staged a creditable entry in the Richardson Cup (12 x 1) but also a lovely winning Bowles Cup class which calls for fifteen varieties, three of each. In addition, from a limited number of careful crosses, Noel is getting a lovely return. He is already well known for Cherry Gardens, and an excellent 2 Y-R from Irish Light x Loch Hope would not have been missed by John Lea in his seedling beds. Noel got fitting reward for his efforts with a win in the open seedling classes at London, and was only narrowly beaten with his second-string in the amateurs. Amongst the best in his named varieties was Loch Lundie which is proving one of the best of John Lea's introductions, and Edwalton, a lovely rimmed Noton Cultivar.

Once in London we were honored to help John Lea as well as Noel, and also Kate Reade, prepare their flowers. Once again it was good to meet old friends—Tony Noton, Tony Kingdom (who was at the A.D.S. Convention), Matthew Zandbergen, and to meet the new guard who had emerged since our last visit. We were permitted to stage John Lea's entry in the newly-established Guy Wilson Memorial class, and were pleased to win in the face of strong competition from our friends, Wilson Stewart and Brian Duncan. John's entry contained lovely flowers of Croila, Misty Glen and Pitchroy as well as Ben Hee, while Wilson had large flowers of Empress of Ireland, and Brian the inevitable White Star. This was a splendid class, exceeding the best we grow in the area of all whites. The Engleheart Cup is the feature at London. The Goliath in this class is John Lea and no-one as yet has even shaped a slingshot! His entry, to mix my metaphors, was head and shoulders above the others, and contained gorgeous flowers of Achduart, Loch Naver, Badenloch (an excellent rimmed variety), Ballindalloch, and, of course Dailmanach. Brian Duncan, who has come a long way in five years, was second with nice flowers of Lighthouse, High Society, and a well colored red and yellow in Sportsman. His mentor and friend Tom Bloomer was third with varieties which are becoming well known in New Zealand—White Star, Golden Joy and Woodland Prince amongst others. Tony Noton was fourth, somewhat unluckily we felt. He had fine flowers of Edwalton, which is the best rimmed 2 W-YYR we've seen, and Mill Grove. Other good entries were staged by John Blanchard and Kate Reade—all in all a fine group of flowers. In the amateurs Noel Burr's victory in the Bowles Cup was a marvellous achievement and well-struck blow in favor of small growers. His best vases were Newcastle, Loch Hope, Loch Lundie and Golden Vale. The Richardson was a battle royal, and Norwich grower Paul Payne made it a hat trick with his third victory in a row. His flowers were very well grown and possessed a crispness lacking in the other entries. His best flower was Delos, which went very close to being best bloom. Second was Tony Noton with Edwalton standing out yet again. Other flowers we noted in the various classes were Gettysburg (best Div. 2); a great Newcastle grown by Wilson Stewart; Smokey Bear, a new unusual double from Brian Duncan; and one of Kate Reade's called Creme de Menthe. We also liked April Love on Barbara Abel Smith's trade stand. Unique is established as the best U.K. double and was nominated for best bloom. This went to Achduart from a large Gold Convention, the latter being spoiled only by two lemon spots on its gold cup.

Our next show was the Daffodil Society's annual exhibition at Solihull. This show is held in a large marquee, and this year had an excellent number of entries

from England's leading amateurs. Our most lasting impression of this show was the large number of excellent seedlings being raised by amateur growers. Clive Postles's twelve seedlings made an excellent entry which contained a nice range including a splendid rimmed pink which took the best seedling award. In the class for six seedlings a chrysanthemum convert in Peter Royles included the best 2 W-R seen in the U.K.—a Northern Light seedling. And there were other good seedlings shown by Malcolm Bradbury, George Tarry, and Jack Gilbert. Someone in this group will challenge Brian Duncan as John Lea's eventual successor. The nicest entry at Solihull was staged by Ivor Fox, a young grower from Leeds. His entry contained a lovely Ristin and was beautifully groomed and staged. Even so he only just headed Clive Postles who had several excellent Lea-raised flowers in his collection. We were also pleased to get involved in the fierce contest which always accompanies the society's class. In London we'd been asked to help stage the Rainham Society's entry and we accordingly shared Ron Fitch's great excitement when they took the prize for the first time at Solihull. The Londoners who make up this society have very small gardens, and it was a great effort for them to win. Best bloom at Solihull was an absolutely superb Newcastle grown by Wilson Stewart.

The next two days were spent at our personal daffodil Mecca—Dunley Hall. The weather was splendid, and again the hospitality accorded by John and Betty Lea, and their son Richard and daughter, cordon bleu cook Sara, was super. We spent most of our time in the seedling beds assessing John's latest, and were especially pleased to note advances in the 1 W-Y's and 1 W-W's (the latter bed mostly from Pitchroy × Panache). There were plenty of good 2 Y-R's, as was to be expected, and so many good rimmed small cups bred from Loch Assynt as to be an embarrassment. We were invited to peg selections, and soon ran out of stakes! Overall, we confirmed our view that John Lea, with his careful, well planned scientific approach will remain a force in British daffodils for years to come. His insistence on hygiene and constant war on pests and disease is a lesson to all, as are the carefully maintained breeding records. John and Betty are devoted to daffodils and will leave a marvelous legacy for those who follow. After Dunley we were taken under the wing of yet another host, George Tarry, who is well known to New Zealanders through his lovely colored slides and informative accompanying commentary. We stayed at his home in another lovely village, Ness, just out of the walled city of Chester in the north. Yet again George's wife, Rita, treated us like starving refugees and crammed us full of food! Even extravagant eaters like yours truly pleaded for mercy. George was not having the best year with his flowers but there was enough in his seedling beds to give us good heart, especially in the unusual divisions of 1 Y-R and 2 -). It was good also to see some Kiwis in the form of Gold Flush, Stormy Weather, and Bright Gold thriving in his garden. George has recently retired and is busily building a fine bulb collection. His work with twin scale culture impressed us, and in a short time he will be a threat to the top amateur growers. From George's home we travelled to County Durham and Eggleston Hall where Wilson Stewart, who visited us in New Zealand last year, grows his bulbs. Here we saw the healthiest looking foliage in the world; flax-like in substance and glowing with vigor. We were favored with brilliant weather here and were able to see flowers blooming in the open which is unusual for this area. All of Wilson's show flowers come from a hoop glasshouse or from pots. This requires a great deal of work but the result is worth it! We saw whites the like of which we'd not dreamed of—oldies from Empress of Ireland, Canisp, and Omeath in great form, indeed almost unrecognizable. In the glasshouse a row of White Star was really excellent, and Vernie also caught our eye. Wilson had already cut and selected his flowers for the Harrogate show, but as we were judging this event we were not permitted a preview! After being forced to suffer yet more cordon bleu

cooking (the hall is, amongst other things, a cookery school), we retired to comfortable rooms to dream of another show the following day.

The North of England Show at Harrogate is something else again—it lives up to its reputation of the Chelsea of the North. Flowers of every hue and description were in evidence, and every garden aid ever devised could be purchased. The daffodil section of the show was well supported, with a strong contingent from the south competing with the northerners for the honors. Most successful exhibitor was once again Paul Payne whose twelve in the premier class were well balanced, although a good yellow or red-yellow was not in evidence. His best flowers were Borrobol and Park Springs which ended up as best bloom. The prizes were spread around with Garry Bell and Dr. Peter Fisher from Norwich sharing honors with Wilson Stewart, Jan Dalton, and Ivor Fox. Food featured strongly again, with a judges dinner the night before the show, and a lavish luncheon and meet the press on show day. Over 40,000 people attended this show, a well worthwhile experience.

After Harrogate our guide for the next phase of the trip, George Tarry, took us north to Stranraer in Scotland, then across the Irish Sea to Larne and on to Broughshane where the Reades were waiting to welcome us at Carncairn Lodge. Before long we were in their extensive plantings admiring the health and vigor of the flowers. We noted several good seedlings from Gold Sovereign and a number of rimmed varieties raised from seed collected by the late Reg Wootton. Next day it was on the road again to Enniskillen with a box of flowers for Kate's exhibit. Lesley staged these, and was narrowly beaten by Brian Duncan who showed a good Smokey Bear, Dr. Hugh (best bloom, and in great form throughout the show), and High Society. In Kate's group Misty Glen stood out. Third went to an amateur from Eire, Michael Ward, and fourth to Ballydorn (Sir Frank Harrison) who showed a gorgeous Northern Sceptre. On the way 'home' we called on Brian and Betty Duncan (whom we'd met in the States) and admired Brian's seedlings. In particular we were taken with Regal Bliss 2 W-W and his now famous pink doubles. Our next show was at Ballymena where we helped Willy Toal (a great man recovering from a serious stroke) and Mary Lou Gripshover judge the Championship of Ireland. This was won very narrowly by Brian Duncan, again his best flowers were Dr. Hugh and Smokey Bear. Kate Reade was breathing down his neck, and got her revenge by winning the Royal Mail Trophy. Her best flowers were a nice round white Polar Circle, a fine rimmed small cup Saturn, and an unusual flower in Pale Sunshine. Third place in the championship went to Bertie Eakins whose collection was very brightly colored but lacked a little in size. We noted a good Dr. Hugh in Sandy McCabe's group and some unusual poet seedlings shown by Ballydorn. One of these, Lancaster, looks a useful 3 W-Y. Further down the show Tracey Bankhead, an attractive colleen, staged several commendable winning entries.

Our traveling road show moved to the House of Duncan where Mary Lou was already in residence. The occasion was another show, this time the season's last at Omagh. Here the tables were turned with Kate Reade deservedly winning with good flowers of Aircastle, Cool Crystal, and several raised from Wootton seed, including Eyecatcher. Kate does especially well with American raised entries; we have never seen Cool Crystal as good as she grows it. Brian Duncan was second with flowers which were beginning to show their age, and Ballydorn took third, again showing some lovely rimmed small cups. Barbara Abel Smith also showed at Omagh, and gained several deserved wins in the single blooms. We were particularly taken with a 3 Y-Y seedling bred from Emily which looks to be an advance in this class. The premier blooms at Omagh were a poor Drumragh, (yellows generally had a poor season in the U.K.), High Society (both from Rathowen), and Unique, the best of this one seen in the U.K. and this time grown

by Sandy McCabe. Best bloom was Oykel from Kate Reade's collection. This is a lovely 3 W-Y of Lea origination and is best described as an improved Placid.

After a smallish repast of at least seven courses we next repaired to Rathowen's main plantings at Clarke Campbell's farm. They were well past their best but we were still able to sort out a few for the order book. Derg Valley 1 Y-Y looked consistent, and we noted once again the splendid form of High Society. A nice 3 W-R called Bright Spark (de Navarro) also cropped up, and there were some good ones in the newer seedlings, especially amongst the doubles. The evening was spent at Brian's where we discussed breeding of daffodils with Mary Lou, Brian and those two greats Willy Toal and Tom Bloomer. Brian's articles in the *A.D.S. Journal* came up for discussion, and apart from his views on yellow trumpets (see my reply *A.D.S. Journal*, July 1982), we found ourselves in general agreement. All in all a pleasant evening.

So ended the shows, but not the flowers. George had organized a day at Ballydorn, south of Belfast for us, and here we were royally entertained by Sir Frank and Lady Harrison; again a crane was needed to remove us from the lunch table. The weather was bitter, but Sir Frank had his best late ones cut to show us. We liked Lancaster again, and also a nice pink in Burbage Hill. After a pleasant visit to a bird sanctuary it was time to return to Carncairn for the evening and then next day to say our farewells and to head to Scotland, and work! At Dumfries we said our fond goodbyes to host and guide George Tarry, whom we'd come to admire as a knowledgeable and astute judge of daffodils, and headed north. After lecturing in Glasgow it was further north again to Aberdeen, and here we met with a surprise. The roadsides were packed with daffodils still in flower! We ascertained that the Council in Aberdeen plant 15 million bulbs annually—fantastic! Then over the weekend further north still to Brodie Castle at Forress. We forgot to mention that we had a lovely time with Dr. David Willis at the Guy Wilson Gardens at the new University of Ulster, Coleraine—well, Brodie Castle, the home of the great Scottish raiser of the likes of Forfar and Darnaway, is now part of the National Trust, and the garden feature is of course Brodie daffodils. They were still in bloom, and we found many lovely flowers both naturalized and in the trial beds were new acquisitions are kept. As if this was not enough of a bonus before we left the U.K. we spent a weekend with Malcolm Bradbury and his family in Witham. Malcolm had kept his late varieties in cool store for us, and we were able to have a large vase on the dinner table to look at as we ate (again!). He had Pismo Beach—the best seen of it, Inverpolly, Camelot, and Golden Joy amongst others in great form. Malcolm is a tremendous enthusiast whose large back lawn which is currently a soccer pitch for his lively and friendly youngsters is destined for daffodil culture. He is importing widely, and is getting some good seedlings. Malcolm is typical of the 'heart' of U.K. growers, who with limited resources are producing quite remarkable results.

While at the University of Leicester we were also able to fit in a weekend visit to another top raiser, Tony Noton. Tony's flowers were over, which gave us more time to talk. We were especially interested to see Fred Board's records which included not only his stud book but a careful account of purchases. Some were very astute buys—the stock of Panache for £15! Tony also elaborated on his breeding successes and failures, all of which went into the memory bank for future occasions.

One final bonus occurred at Chelsea—Michael Jefferson-Brown had a gold medal stand of daffodils in the equivalent of mid-November! Although most of the varieties were older ones we noted a lovely white in It's True. This was a good way to end the season—our flower taking a prominent part in the world's most famous flower show.

These are but a few of the highlights of our trip. There were so many people who had us to dinner, to lunch, for drinks, to stay, that we cannot give due credit to them all. We returned home twenty pounds overweight (clearing the weeds off daff beds has taken care of a little of this) and with the feeling that this was a 'once-only' experience. Daffodil people are wonderful people. We hope that they all come to New Zealand so that they can meet you, and so that we can repay their many kindnesses.

(Ed Note: John Blanchard was third in the Engleheart Cup Competition in London.)

JOHN C. WISTER

John C. Wister, known throughout the world as the dean of American horticulture, died at his home in Swarthmore, Pennsylvania, on December 27, 1982. He was 95.

A charter and life member of the ADS, he served on its first Board of Directors. In 1961 he was the recipient of the ADS Gold Medal for "his outstanding work with daffodils for a period of more than forty years."

Dr. Wister was the first director and director emeritus of both the Arthur Hoyt Scott Horticultural Foundation of Swarthmore College and the Tyler Arboretum in Lima, Pennsylvania. He was the director of the Scott Foundation for forty years and, for his work there and his many other horticultural achievements, he received an honorary Doctor of Science degree from Swarthmore in 1942. It was under his guidance that the Foundation's programs were established, and his goal was to provide a garden which would include plants that could be grown without special care in eastern gardens. Comprehensive collections of many plants were accumulated during his tenure which have a national reputation today.

In addition, Dr. Wister was secretary of the Pennsylvania Horticultural Society for twenty-four years, and was among the founders of the iris and lilac societies, serving as president of the American Iris Society for its first fifteen years. Over the years he was a member of about fifty horticultural societies and thirty scientific, civic, and conservation groups.

Dr. Wister was well known as a lecturer, editor, flower show judge, consultant, and writer of numerous articles and four books.

He was the first recipient of four major horticultural awards: the Liberty Hyde Bailey Medal, presented by the American Horticultural Council; the Scott Garden and Horticultural Award; the A.P. Saunders Memorial Medal of the American Peony Society; and the Honor and Achievement Award of the International Lilac Society. He held gold medals from the Massachusetts Horticultural Society, the Garden Club of America, and the American Rhododendron Society. In 1966, the Brooklyn Botanic Garden awarded its Garden Medal to Dr. Wister for distinguished service. That same year the RHS dedicated its *Daffodil and Tulip Yearbook* to him.

Dr. Wister was known for his rapier wit and an impish grin, but he was also a gentle, quiet, self-effacing man, who frequently did not even tell his family when he was recipient of another of his many awards. When the awards became known, he often commented that someone else should have received the award that was given to him. He was a thoughtful man who offered praise and encouragement when it was needed—as he did to your fledgling editor several years ago.

The horticultural world is richer for his having been there.

To his wife, Gertrude, we offer our sincere sympathy.

LANDSCAPING WITH DAFFODILS—PART 4

ELIZABETH T. CAPEN, *Boonton, New Jersey*

Photos by the Author

DEFINITIONS

As we move into the major weeks of spring, it seems high time to agree on some definitions. The prime question to be considered is, of course, "What is a landscape?"

LANDSCAPE—a definition

In our opinion, a landscape is a composition, a three dimensional picture, made from elements at hand outdoors, modified and augmented to create a pleasing aspect, which cannot be static, as are the scenes created by such famous landscapists as Constable, Innes, Corot, or Monet, because our scene must be viewed from ever-changing vantage, as we move about the garden. And then, we must add another dimension—TIME—for we shall want to enjoy our garden through the year.

NON-LANDSCAPE—Example 1

There are two types of daffodil plantings commonly seen that defy our definition and illustrate our point. The first type we shall just call "conglomeration." Such stems from the combination of many bulbs and lots of space. Sometimes the bulbs come from purchases of unlabeled miscellany but often represent cast-offs of an ambitious exhibiting program. From either source, un-named mixed bulbs, planted with no regard for composition or future, lead to our first picture of "Non-Landscaping," a type which I am sure most members have seen. Sometimes, this kind is euphemistically called "naturalizing."




Mixed daffodils with no accompanying plants

NON-LANDSCAPE—Example 2

The second type is less common, but no less unfortunate. The example I show illustrates what happens when Dutch landscape architects impose on a magnificent woodland of gently rolling hills, mature oaks, and elegant huge granitic outcrops an entirely plastic design, completely unrelated to the terrain. It is, in other words, an imitation of the famous Keukenhof display in flat Holland, wherein each exhibitor stuffs his spot to its fullest, planning, of course, to dig up all the bulbs after blooming and to plant others for the next display.

I must admit that the very first viewing of the sample 1 show was spectacular, as certainly is Keukenhof, but I watched the American interpretation deteriorate until now it is no more.

While few of us have Dutch landscape architects on call, some of us are using their techniques. When planting for that community project or for yourself, do first study the terrain, plan your design to conform to what nature has provided, and then, think of the future. Of all plants, daffodils do have a future.



Dutch Style—not for hilly country

ELEMENTS OF A DAFFODIL LANDSCAPE

A second question will follow immediately: “What are the elements of a daffodil landscape?” One way to answer this question and so to provide sort of a definition of what we mean by a landscape featuring daffodils could be to observe its several levels. Let us think of these from the ground up.

1. GROUND LEVEL - This first inch, or at most two, with the sky at the top, makes a frame.
 - In formal scenes, a lawn usually provides a base.
 - Sometimes a paved area serves.
 - Water can be the first element of the scene.
 - In more casual areas, our palette extends.

- A host of ground covers are available.
 - Early growth of later blooming perennials, such as iris and hemerocallis, functions as ground cover in spring.
 - As we move to woodland, forest duff becomes the base.
2. THE FIRST FOOT - The first foot adds the interest of complementing color and contrasting size.
- So-called "minor bulbs" add shades of blue. Muscari, scilla, chionodoxa, and puschkinia come first to mind.
 - For those without a mole-mice-deer problem some of the tulip species are great with daffodils. Our favorite is *T. princeps* which just matches the yellow-red found in most of the daffodil red cups.
 - The hyacinth Borah and its imitators (that is those treated to produce sprays rather than spikes) will last for many years in ground rocky enough to discourage moles, adding an early splash of blue and the scent that overpowers even the jonquils.
 - Some groundcovers contribute color at this time, notably vinca, waldsternia, arabis, viola, iris, most in some variety; *Galium odorata* (formerly *Asperula*) is great for rough terrain; the heaths (*Erica*) and the heathers (*Calluna*) are splendid, but mostly for warmer areas than ours, as are the anemones and triteleia. Almost anyone can grow *Phlox subulata*, if you just don't care.
 - Wild flowers share the daffodil season and are especially appreciated in less formal, semi-woodland areas. We urge exploring.
 - A few perennials, neither groundcovers nor wild flowers, cannot be dismissed at this time of year. Among them, we especially savor the epimediums, primulas, alyssums, polemoniums, some in variety, fun to explore.
 - A final group, especially appreciated by rock garden and alpine enthusiasts, and nice with dwarf daffodils, includes the dwarf shrubs such as daphnes and prunus and the tender hebes.
3. THE SECOND FOOT of the spring scene belongs to the daffodil. As it is an informal plant, we must create for it a plan of fluidity and grace. Herein our sense of proportion and scale directs.
- There are a few spring-blooming plants of near daffodil height too valuable to ignore. We use camassias, the tall western erythroniums, the well-named and popular *Dicentra spectabilis*. We are nursing at brookside the *Lysichitum americanum* that astounded ADS visitors to the Savill Gardens, where its arum-like spathes made brilliant yellow clusters along the stream. Certainly any plant of this range to be placed in a daffodil landscape must have spectacular individuality.
4. TWO TO SIX FEET - Daffodils bloom at a stark time of year. They need a background. For most of us that means evergreens. An alternative may be well-placed rocks.
- As daffodils prefer sun, the best medium-height needle evergreens prove to be the junipers, which are available in many forms from the collected to many new hybrids and selections.
 - Others, such as chamaecyparis, cryptomeria, taxus, tsuga, thuja, can be used, especially when young—and inexpensive—to start a new garden cheaply, as long as one understands that these are all forest trees and one has the intestinal fortitude to move them to their proper sphere when necessary or to cut them down.

Forest trees of the north that will accept almost indefinite hacking are, of course, the hemlock and the yew.

I am reminded of when we were fortunate to be shown about the Biltmore Gardens, Asheville, North Carolina, by the director, Mr. Cecil. He showed



Daffodils and evergreens along a path

our group—"cognoscenti," all but me—a beautiful dwarf hemlock. The most knowledgeable of us immediately assumed it was *Tsuga sargentii* (a famous dwarf form named for that famous arborist who considered the hemlock greatest of American conifers.) It was an elegant, symmetrical mound under five feet, framed overall with feathery wisps of new growth.

"Not so," said Mr. Cecil. "This is just Canadian hemlock. We keep pruning it."

Ever since, I have been practicing Mr. Cecil's technique. While we have not yet achieved a pseudo *T. sargentii*, Jack has often performed major surgery on large hemlocks with success. I recommend it when needed.

- Broad-leaved evergreens in this two-to-six-foot range are very important to daffodil gardens. In the north, the sine qua non are pieris, kalmia, leucothea, shrub forms of ilex, and rhododendrons.
- In warmer areas, many of these serve, too, but there is a group that thrives from Zone 6-9 which is the despair of those in Zone 5—genista, daphne, aucuba, buxus, skimmea, ligustrum, some rhododendrons. Grow these at your risk, if you garden in Zone 5.
- Further south, where the magnificent *Magnolia grandiflora* dominates all plantings, a few important shrubs especially contribute: crepe myrtle, hardy from Zone 6 south; loquat (*Eriobotrya*); *Ilex burfordii* and *cornuta*, perhaps not shrubs, but wonderful for hedges; nandina; *Cunninghamia lanceolata*, an unique tree-shrub recommended by our best from the South.

While I have friends who gloat in growing a southern magnolia against a warm north garage wall, I have learned to "stick to my last." There are too many wonderful plants that actually prefer what any gardener has for him to contort his growing to conform to requirements of any plant. Learn your own.

Deciduous ones are spear-headed by the quinces, now available in many luscious colors. Also useful in a planting of small scale are several dwarf forms of standard spring shrubs.

5. SIX TO TWENTY PLUS - Here come some of the loveliest of spring flowers. The palette is endless, and no daffodil gardener has a landscape until adding some.

To call the roll: magnolias, cornus, forsythia, rhododendrons, viburnums, prunus, corylopsis, foetigilla, salix, amelanchier, lonicera, cercis, helesia, salvia, spirea, deutzia, malus, enkianthus, hamamelis to start the season; and to extend the season, the fringe tree, the smoke tree, the golden rain, the American cranberry, leatherleaf viburnum, and stewartia all add interest, but we have never had success with the franklinia.

To elaborate on comparative values of these plants, most of which are available from several to many varieties is beyond the scope of our study here. I urge anyone planning a daffodil garden to see not only as many varieties of growing daffodils as possible but to visit other gardens in the spring. Botanical gardens and long-established plantings of collectors in your area will let you see mature specimens from which to choose.

6. THE STEP BEFORE THE SKY - Only majestic trees provide this final element, and that often means a 300 year start. Too true, but not insurmountable. We urge gardeners to work with what is there and to prune it—up, up, up. Study every spring which trees have the future that YOU want, knowing that every tree or plant is determined to proceed to its destiny, its ecological Shangri-La—which may not be yours. A few trees reach this status sooner than most. I shall just hint. Try hemlock, tulip, some oaks.

And then, buy the best you can, but do not be discouraged by the high prices of finished stock. Many distinguished suppliers still sell you liners; an alert garden



Daffodils, rhododendron, and flowering trees

club or horticultural society will provide rooted cuttings through work-shops; many fanciers are generous with cuttings, but don't ask them; let them offer.

We urge any grower of even a few daffodils to begin to landscape. If you can afford a few fancy daffodils, you can afford to create a respectable retirement home for them, thus enhancing both the value and your enjoyment of your home-site. We believe the secret is: to augment and feature what you have; to introduce the cheapest available of what your place lacks; and then, to add small, but many—and I stress this, because if you have enough, you do not watch each little leaflet emerging or not. Rather, as you walk about, you see something you had forgotten suddenly looking important. How about that! That is the thrill of our kind of landscaping.

MORE WILLIAMSBURG HAPPENINGS

FRAN LEWIS, *North, Virginia*

The Fort Magruder Inn still beckons. In addition to its fine accommodations and landscaping there will be 500 Ice Follies in bloom to greet you. These bulbs were donated by Mr. Wells Knierim, planted in the fall and growing happily. We are most grateful to Wells for his generosity.

Mrs. John Bozievich, Program Chairman, has arranged a question and answer session on judging with a panel of distinguished ADS judges participating. Preference will be given to questions submitted in writing in advance to her at 6810 Hillmead Road, Bethesda, Maryland 20817. The session will be held on Friday morning in addition to Dr. Snazelle's lecture on daffodil diseases. A fee of \$3.00 will be charged for his lecture if taken as a refresher course for judges. The fee is payable at the talk.

Friday afternoon, Mr. Phil Phillips, of New Zealand, will share some of his secrets with us in a short presentation on the identification of daffodils. Those of you who have had the pleasure of working with Phil at shows already know of his prowess in this area but it will be fun to learn more about how he does it.

Following Phil, Ruth Pardue, ADS Test Garden Chairman, will tell us about this program. Dr. John Tarver, of the Tidewater Virginia Daffodil Society, will speak briefly about the origins and goals of the College of William and Mary Test Garden and the naturalizing of bulbs on campus. Although there is no organized tour to the campus, ample time is available Friday afternoon from 4-6:30 P.M. to take a look.

That evening Bill Pannill will speak on "Trials and Tribulations of a Daffodil Grower." Many of us have been trying to compete against Bill for many years. It's a bit difficult to associate trials and tribulations with one who has enjoyed and deserved inimitable success consistently in winning countless ribbons and trophies. Nevertheless, Bill is a delightful fellow and marvelous speaker who truly knows whereof he speaks.

Mr. & Mrs. H. de Shields Henley, Co-Chairmen of the Show, have announced that entries will be received on Wednesday between 2:00 P.M. and 9:00 P.M. and on Thursday morning from 6:00 to 10:30. It's never too early in the morning to stage daffodils! The show will be open from 2:00 P.M. to 9:00 P.M. on Thursday and on Friday from 9:00 A.M. to 5:00 P.M.

If you have not registered or made reservations, please don't delay. The Middle Atlantic Region is eagerly awaiting your arrival.

REGISTRATION FORM

A D S CONVENTION - APRIL 7-9, 1983

FORT MAGRUDER INN, WILLIAMSBURG, VIRGINIA

Name _____

Address _____

City _____ State _____ Zip _____

Christian or Nickname _____

Registration Fee: Before March 6 \$90.00
March 6 or Later..... \$95.00

Registration includes National Show; Thursday, Friday, and Saturday Dinners; lunch on Friday; tour and lunch on Saturday. All breakfasts and Thursday lunch on your own.

If you plan to exhibit, check Yes for advance exhibitor's number and show schedule.

If you **CANNOT** eat seafood, please check .

Saturday tour and lunch limited to first 350 registrants.

Please make check payable to and mail to Mr. P.R. Moore, Jr., Treasurer, 96 Sandy Bay Drive, Poquoson, Virginia, 23662.

HOTEL RESERVATION REQUEST

Fort Magruder Inn
Box KE, Williamsburg, Virginia 23187
Toll Free Numbers: VA 800-582-1010
US 800-446-4082
American Daffodil Society April 6-9, 1983

Please submit by March 6, 1983 for discount rates of:

\$60.00 SINGLE () \$60.00 DOUBLE () \$125.00 SUITE ()

ADS GROUP AND CODE #7770

Name _____

Address _____

City _____ State _____ Zip _____

Arrival Date _____ Time _____ Departure Date _____ Time _____

I plan to share a room with _____

Send the reservation request directly to the Ft. Magruder Inn with a deposit for the first night's lodging. After March 6, reservations accepted on a space available basis at **NON-DISCOUNTED RATES**. Cancellations accepted no less than 48 hours prior to arrival date.



DIFFERENT, EXCITING GREAT FUN TO READ

Your own hot line to horticulture! Every month THE AVANT GARDENER brings the newest, most useful gardening information — new plants, products, techniques, with sources, evaluations, feature articles. 15th year. Awarded Garden Club of America Medal. Curious? Sample copy \$1. Serious? \$10 full year (Reg. \$15.)

THE AVANT GARDENER

Box 489F

New York, NY 10028

PEONIES, Queen of Flowers

Spectacular beauty, fragrant endurance unlimited, practically a permanent perennial. Excellent for use in landscape as an accent plant during blooming season, foliage decorative until hard frosts. Peonies — a permanent investment — will bloom for years.

Join the American Peony Society

Dues \$7.50, paid annually. Bulletin published quarterly.

Send for list of publications.



AMERICAN PEONY SOCIETY

250 INTERLACHEN RD., HOPKINS, MINN. 55343

Does Your Garden Color End Too Soon?

Join the NATIONAL CHRYSANTHEMUM SOCIETY

and enjoy colorful blooms until frost.

Your membership includes 5 issues of The CHRYSANTHEMUM. Also free BEGINNER'S HANDBOOK.

Annual Dues \$8.50 Write to:

B. L. MARKHAM

2612 Beverly Blvd., SW

ROANOKE, VA 24015

HEMEROCALLIS (Daylilies)

Enjoy this wonderful flower when your daffodil season is finished. Its long bloom season will greatly expand your garden enjoyment.

Constant improvements in color, size, form and habits insure rapid growth of interest in this fine plant.

Four colorful journals a year filled with informative data on varieties, culture, performance and progress. Many Round Robins open to participation.

ONLY \$12.50 PER YEAR

Join THE AMERICAN HEMEROCALLIS SOCIETY

Joan D. Senior, Secretary DeQueen, Arkansas 71832



TAZETTA TALK

WILLIAM WELCH, *Carmel Valley, California*

When Graham Phillips asked me in his recent letter what my goals are in breeding, I knew I had hit on a good topic about which to write, and could then also describe my method of raising seedlings outdoors.

To me, the most important characteristic a seedling must have is the ability to be naturalized in grass. Since I want my bulbs to be self-sufficient, they must have the adequate height and vigor to grow well under these conditions. Without this they will soon vanish after reaching adequate size for planting out. Generally speaking, the existing tazetta varieties do very well in grass, but some of the smaller wild forms are too small to survive. As would be expected, I tend to favor the larger ones when making crosses. With larger plants there would be less trouble with short stems, which can be a problem during cold weather, though less of a problem in grass than without it.

In the long run my aim is to propagate entirely from seed, as Nature does, rather than the conventional division of bulbs. I believe the best way to keep ahead of virus is to grow from seed as much as possible and the diversity this encourages would be very useful too.

Another goal is to breed for greater resistance to leaf disease, which in this climate means *Stagonospora curtisii* (Scorch). Even in the presently existing sorts there is much variation in susceptibility, with most being quite resistant here but I want to strengthen this characteristic further.

Greater earliness is another useful characteristic, which in this climate would mean an ability to grow faster once started into growth by autumn rains. This is one of my main aims, so I can begin picking in quantity in October in some years rather than waiting until the end of November. At the other end, lateness would be useful too, but this might have to be a lateness based more on selectively breeding tazettas, rather than including other species in the crosses which need a long, cool spring and tend to pass on this need. I hope to repeat the Silver Chimes cross and also do more using *N. jonquilla*. Though I know that both *N. triandrus* and *N. jonquilla* are small, they are capable of giving large enough seedlings in crosses with tazettas and this should prove to be a better source for lateness than the more often used *N. poeticus*.

I have also been doing some small-scale crosses involving miniatures, I suppose in the hope of coming up with a few of large enough size, but it also seems worthwhile to make some use of the smaller tazettas and tazetta hybrids. One with tazetta in its background is Jumble and this usually yields a few seeds each year from various pollens, some of which came up and have been growing along nicely. I have used yellow trumpets onto Jumble in the hope of getting a larger version of Jumble, sort of a two-headed small trumpet would be useful I think.

Canaliculatus rarely blooms here, although in low grass, so I buy some new ones from Holland to give first-year bloom and I pollinate them with a wide range of other tazettas. The slow growth and small size of the seedlings, even in the third year, seem to suggest the small size will be carried on. Hopefully the shyness of bloom will not carry on.

The seeds are planted as soon as harvested. This is usually at the end of the rainy season; if it is sooner, then the seeds are saved until about the beginning of May. They are then planted in gallon-size plastic cans but kept dry throughout the summer in a hot location to give maximum baking. In mid-September, I move them to a partially shaded location and begin watering. They start to appear about a

month after, with the Paper Whites germinating first, followed by the early yellows from Newton. Generally, the bloom time of the seed parent governs the emergence time, with later ones like Matador and the Avalanche/Grand Monarque types coming in December. Those crosses with standard daffodils as the seed parent come in January. After all have come up, cans are moved back to full sun.

Generally, when a few come the rest are not far behind. Others have reported on the effect of mutual stimulation, where one gets a much higher percentage of germination when the seeds are jammed in close together. I have tried this and it has helped a great deal so that I now get near 100% germination except in the oddball crosses such as those involving semi-sterile parents. It used to be that I considered 50% to be a good rate of germination. Now that would be viewed as poor. I try not to put more than fifty seeds in that gallon can, but since they are not carefully counted there are often seventy-five or more seedlings when I dump out the contents after a year. With tazettas, there is no use waiting around for second year germination. It seems that they either come along fast, or not at all.

I have been using a mixture of sandy silt, compost derived from wood chips and leaf mold, along with the moderately heavy soil in which they will be planted out eventually. I do not use precise proportions, depending rather upon availability of ready compost. I usually put in about a tablespoon each of greensand, wood ashes, and colloidal phosphare and mix thoroughly.

I usually sprinkle some seaweed meal in also, but my main use of seaweed has been to spray on a seaweed extract called 'Maxicrop.' This seems to speed up their growth and encourage the seedlings to put out more leaves each year. I try to have the sprayer at work in one hand while pulling out the occasional weeds with the other. It is not the sort of thing that has to be put on in any sort of precise way as it cannot burn. This is the only time I've ever used a sprayer in my life.

At the one year old stage the seedling bulblets are the thickness of peas at least, particularly those of Paper White background. They are dumped out and planted six to ten in gallon cans, with the same soil mixture, in which they will spend the next two years. A few of Paper White background will flower in their third year while other kinds flower in their fourth or fifth year. After they reach flowering size they are large enough to go out in the grass.

On a different note, I made an interesting observation on the importance of a full length summer's rest to enable bulbs to flower properly. I watered most of the China Lilies in mid-August because an experimental watering of a few at that time showed their readiness to make a complete set of roots. This was a month earlier than usual and I was hoping for an earlier crop of blooms as a result. Instead, I managed to cut down the production to as little as 10% of what it should have been. Those clusters that did form had half the number of florets they should have. I got extra leaves in place of the missing stems; but especially on those which did not flower at all, the leaves were narrower than they should've been. I was convinced this was as a result of inadequate summer baking, a very real worry with this year's cool summer. But although that may indeed have slowed the formation of buds within the bulb, the real cause of disaster was my watering them. This only became evident in the last few days, when the first of those which had not received water began to emerge and show buds. Even those in the coolest locations, including some with a good degree of shade, are giving buds as good as any other year—both in number of stems per bulb and number of florets. My watering is administered with a soaker hose that gives plenty of water at some spots and next to none at others. Shoots are starting to emerge from these drier spots in the rows and their bud counts are near normal, which further confirms my theory. It was the

early ones to emerge (a sign of ample early water) that were flowerless or nearly so. The paradox of things is that although a cool summer permits early rooting, it also apparently requires at least as long (if not longer) to form buds in the bulb in such years. The more experience I have with these bulbs, the more I learn the importance of letting Nature run its course.

WHY THE NARCISSUS IS MY SPECIALTY

MRS. W. D. SNELL, *Blue Mound, Illinois*
(Reprinted from *The Home Garden, October, 1949*)

Having just finished a rigorous month of digging countless clumps of Narcissi, I suppose I should have my head examined for choosing them for my specialty. *Item 1:* It is always 90° in the shade, humidity to match, at bulb digging time. *Item 2:* I lose ten pounds in the process, and my feet hurt like fury from all this making with the tile spade. *Item 3:* Come September and October, back go most of the bulbs, and although our original half acre has expanded to a comfortable one and one-fifth, the bulbs have multiplied like guinea pigs.

Trying to tell why the Narcissus is my specialty, I found, to my surprise, took me back to the dim reaches of my childhood. I saw a lonely little girl with her nose pressed against the window pane, waiting for spring and our handful of Daffodils. We had the only ones in town, and by some mysterious alchemy I always saw them as Wordsworth's crowd, a host of golden Daffodils. Sometimes, I thought, I'd have thousands dancing in the breeze, too.

It was only fifteen years ago, while ordering Tulips, that I added a collection of Narcissi to the list. Poor as they were, I enjoyed them so much that I started reading everything I could find about them and buying named varieties.

I should, I think, raise Daffodils if only for the beauty and richness they add to a child's life. Children, poets at heart, treasure bits of poetry from Herrick, Loveman, Kilmer, oh, any of a dozen others, about spring and Daffodils. And how they love the flowers themselves! Five-year-old Barbara came in shrieking this spring, "Oh, Mommy! Daffy-down-dilly has come up from town! Come and see!" Out we paraded every morning to see the new ones opened.

In spite of my diatribe at the beginning, let me recommend Narcissi for ease of culture. No pruning, spraying, cultivating, or even digging is necessary until they become crowded. Like everything else, however, they repay one for added care, such as shallow cultivation, more frequent dividing, and food now and then. They are suitable for pot culture, if potted early and given good growing conditions. They are long lasting in the garden if the weather is not unseasonably hot and windy, and they bob up smiling even after a sleet and snow storm such as we had here on Good Friday this spring.

As cut flowers they are superb for every type of decoration from church or funeral arrangements to charming little bouquets for babies and corsages for their mothers, since they vary so greatly in size, texture, form, color, and fragrance. By choosing varieties carefully, one may have a long blooming season. Here in Central Illinois we enjoy them outdoors for six weeks.

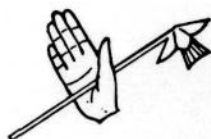
Finally, and most important to me, they offer winter-weary spirits a most valuable psychological lift, a wonderful sense of cheerful well-being and quiet happiness.

CARNCAIRN DAFFODILS LTD.

offer

Daffodil Bulbs for Everyone

Show Blooms and Garden Flowers



Send for Catalogue

Carncairn Lodge

**Broughshane
Co. Antrim**

**Ballymena
Northern Ireland**

WHAT IS A POET?

MEG YERGER, *Princess Anne, Maryland*
(from the Daffodil Society of Minnesota 1982 Yearbook)

The often asked question, "What is a poet?" reflects a problem that puzzled poeticus growers even prior to World War I. In early schedules in Midlands Daffodil Society Shows, there were sections devoted to "pure poeticus." Similar references were made in early R.H.S. Yearbooks.

Even now, the R.H.S. officially describes the distinguishing characteristics of poeticus daffodils of garden origin as "Characteristics of the *Narcissus poeticus* group predominant." That is all. In the *Handbook for Growing, Exhibiting and Judging Daffodils*, the American Daffodil Society has inserted a parenthetical explanation: "(Usually one flower to a stem, white petals sometimes stained with corona color at base, small flat cup edged with red, fragrant.)"

To add to the knowledge of what additional qualities may be accepted as characteristic of the poeticus, deep research is necessary.

It is important to grow, or at least know intimately, as many of the species poeticus as possible. The writer grows *N.p. hellenicus*, (referred to in some writings as 'verus of Linnaeus'), *N.p. radiiflorus exertus*, (sometimes called 'exertus ornatus'), *physaloides*, *radiiflorus*, *radiiflorus poetarum*, *radiiflorus stellaris*, and *recurvus* but has never seen *majalis*, *patellaris*, or *verbanensis*, which are listed in *Daffodils to Show and Grow*. Good color plates of *N.p. verbanensis* appear in the 1875 volume by Baker and Burbidge, as are *N.p. auranticus* and *tripodalis*. The earliest known pictures of poets are in *The Herball or Generall Historie of Plantes* published in London in 1597—but, unfortunately, not in color.

For scientific information about the poet species, it is necessary to study the monograph by H.W. Pugsley printed in August, 1915, in the *Journal of Botany*. It is entitled "*Narcissus poeticus* and Its Allies" and covers forty-six pages and has a supplement of six pages. (Xerox copies of this have been available at a price from the Academy of Natural Sciences of Philadelphia, 19th and the Parkway, Philadelphia, Pennsylvania 19103, U.S.A.). This work by Pugsley gives detailed descriptions of bulb, foliage, scape, spathe, fruit, scent, stamens and style, perianth color and form, corona form and size and color. It is this writer's understanding that the Pugsley research has not been supplanted by any later study.

Even so, there needs to be more research into the poets. Hopefully, some of the readers of this article will locate the missing species, study the bulb, foliage, fruit, possibly the pollen color of poets of garden origin, investigate the chromosome count, and so on.

As for chromosome count, it is probable that most poets of garden origin have account of 14, although relatively few have had a count made. Some, however, have a count of 28, and those seem to be the ones that are larger in size and earlier than others to bloom. A few species are listed as having 14, but *N.p. recurvus* comes up as an odd-ball with 21. One can't help wondering if the garden-origin poets with a chromosome count of 28 stem from the large early poet species that seem to be "lost."

Scent is a very evanescent quality to attempt to investigate because individuals differ so in ability to discern fragrances. Generally, women are better at it than men, and non-smokers better than those who smoke! Then, too, the vocabulary with which to describe the scent is variable because the possible words mean different things to different people. However that may be, it is likely that, if a bloom

does not have fragrance, it is not a poet. Three that are registered as poets that are questionable in this respect are Edwina, Mara, and Otterburn.

Color is another difficult quality to describe because of differing environments, individual "color-blindness," and a limited color vocabulary. Even though the *Data Bank* does not furnish information on gradation of hues, it might be helpful in personal study of poets to use color descriptions written as follows: purple-red, red, orange-red, red-orange, orange, yellow-orange, orange-yellow, yellow, green-yellow, yellow-green, green, blue-green. The reason purple is suggested is that in early writing, the poet narcissus was referred to as *N. medio purpureus*, the "Purple circled Daffodill." Perhaps some of those species we don't know much about had a really purple rim! Perianths of the species can vary from ivory white and cream to bright white and the bases of the petals and sepals may sometimes be tinged with yellow or green from the corona. In most species, corona color may vary from a thin wire-like dark or light line of red or orange to a broad band, in the outer zone, to what amounts to almost a suffusion of color at a certain stage of development in *N.p. poetarum*, which eventually changes to a line or band. Often, there will be a narrow white line just inside the red rim. The time when this is evident varies with the species—sometimes never, sometimes at its prime, sometimes on aging. Possibly this trait may be useful in confirming the ancestry of poets of garden origin having a similar white line.

Perianth form takes many shapes including flat, recurved, narrow, overlapping, pointed, rounded, and so on. Corona form may be flat like a plate, curved up like a saucer or bowl, or deep like a cup. Some look just like the eye of a pheasant.

To hybridizers, research into "What is a poet?" will be a help in the decision as to whether to register a seedling in Division 9 or not. There really should be enough variety in the species poets and the poets of garden origin, into whose genes may well have already been introduced some non-poet characteristics, to provide exciting experiments into the development of new poet cultivars.

This writer/hybridizer's own aims in breeding poets include smallness, earliness, fragrance, a rim or band of red or orange (this includes pink as a tint of red and peach as a tint of orange), an inner zone and perhaps a mid-zone of green, a different style of corona—perhaps ruffled, perhaps a widely scalloped edge, the use of *N.p. stellaris*, *Praecox*, *Praecox Grandiflorus*, and perhaps Mrs. Weightman to re-popularize a perianth outline with pointed sepals and petals.

In this article, the surface is only scratched on the subject of "What is a poet?" The writer's opinions are obvious. What is needed is that each person growing poets will do research, make observations, and report findings. Let's color code that ROR and go out and do it!

BALLYDORN BULB FARM
Killinchy, Newtownards, Co. Down
Northern Ireland

Offers new and recent award-winning introductions and selected seedling stocks.

All cultivars of proven vigor, substance, and purity of color.

Catalogue will be sent out in early March, 1983, to purchasers of bulbs in 1981 and 1982, and copies will be available at the ADS Convention at Williamsburg or sent free to ADS members on application.

THE STORY OF THE PLOIDS

IMA KIBITZER

(Reprinted by request from the *Daffodil Bulletin*, August, 1962)

Many years ago, at a time beyond which the memory of man runneth not to the contrary, the ruler of the great country of Narcissus was named Ploid. Herodotus mentioned him in passing (he did not stop) and in more recent times Homer in the *Lays of Ancient Rome* praised him in the most equivocal terms. These references would have established his place in history even if there were nothing else. There was plenty more, but we cannot go into it here.

The Ploids were a prolific family with innumerable branches but we shall confine ourselves here to the direct descendants of Adam Ploid who started the dynasty and then was unable to stop it. The facts are few and not well known and we shall have to use our imagination, assemble what artifacts we can lay our hands on and see what, if anything, we get.

PROBLEM CHILDREN

Adam and his wife (we don't know which one) had many children but relatively few of them grew to manhood, or womanhood, and again few of these became really famous. The first child, Uni, died in infancy and we can forget her forthwith. The second child, Di, was small and unpretentious but something of a juvenile delinquent, and since he lived in Peyton Place we can assume that he knew what was going on and even added his own contribution. His brother, Tri, was rather eccentric and an introvert. The next child, and one of the best liked, was a girl, Tetra. She was of the Stately regal type, 38-25-36 and a blond. She was an important factor, or factress, in the life of the family, but was probably no better than she ought to be. The younger children may be disregarded for the most part (they will be wholly disregarded by our male readers while Tetra is around). Quinta and Septa were both alcoholics and were never mentioned in public. It is probably not true that they were the founders of AA. Hexa was small like Di and was not a good mixer. He kept rather quiet and we do not know much about him.

Not much is known about the home life of the Ploids but from old manuscripts and kitchen-midden it appears that they lived in clones (that will clear up the meaning of THAT term for many of you) probably much like the mud hut villages of central Africa.

THEN CAME THE SOMES

There was another important family of the time whose fortunes, and other things, were inextricably intermingled with those of the Ploids. I refer to the Somes. Perhaps because of their florid complexions and because they always wore bright costumes in very poor taste they were derisively called Chromos. The name stuck and in time the family came to be known as Chromosomes.

You may well ask at this point what the Somes have to do with the Ploids. That is a good question, but as this is being written for a family type paper it will be better not to go into the hererogeneous relationship at this time. If any of you are curious a request to the author may bring you a reply under plain cover. And again it may not.

It is hoped this brief sketch will have cleared up for the beginner the meaning of the more esoteric terms that have puzzled him but if not he will just have to get out and do his own research. A letter to the editor of the *Bulletin* will probably be of no help.

REMEMBER TO WATER DAFFODILS
(from the Daffodil Society of Minnesota 1982 Yearbook)

One point we in Minnesota tend to overlook when growing our daffodils is that they require much more water than we are used to providing our gardens. Because we usually have adequate rain all summer to keep our flower gardens in good growing condition, we don't recognize the special water requirements needed by the daffodil bulbs.

If you remember that the bulbs are grown in Holland in soil just slightly above the water table, it is obvious that they tolerate (and probably require) far more water than they are getting from the seasonal rainfall here. I have found that the bulbs I have growing in an area that does not get supplemental watering are rapidly deteriorating. The daffodils that do the best for me are those that receive a few good soakings in the late summer and fall and again in the early spring. I leave the sprinkler on all night when I do water, to assure that the ground becomes well saturated *at the bulb level*.

The soil in Minnesota is frozen at least three months of the year, whereas in most places in the States, and certainly in England, (where the daffodils are magnificent), the bulbs are actively growing for a much longer period of time. A little extra care when doing our fall and spring chores will reward us with much larger and better-looking blooms.

—MARY DUVALL, Dassel, Minnesota

Engleheart Cup Winner—1971, 1973, 1975 through 1982

JOHN LEA

For Gold Medal Daffodils

The Finest Exhibition and Modern Hybrids

Send for descriptive price list, sent out in March, 1983

Dunley Hall, Stourport-on-Severn
Worcestershire, England

GROWING DAFFODILS IN THE RED RIVER VALLEY

JAMES M. KAPLAN, *Fargo, North Dakota*
(from the Daffodil Society of Minnesota 1982 Yearbook)

The Red River Valley presents special problems to daffodil growers. First, the climate features a long and bitter cold winter. Because of the early freeze, bulbs must be planted earlier than in more southerly climates, partly to give them time to root before the freeze and partly to avoid working in the cold and snowy weather.


I mulch my first-year bulbs rather heavily. They say that one should wait until the ground is frozen before mulching to avoid mice hiding in the mulch and eating up the bulbs, but this has never been a problem for me. Despite the mulch, I lose an

occasional bulb in the first year and find that, because of the cold, there is quite an attrition over the following years. In order to protect from frost damage, I plant the bulbs rather deeply, eight or nine inches. Because of the deep planting and also the heavy clay soil, the bulbs multiply very slowly, if at all. Then, in the spring when the daffodils come up, the snow and cold can return, blasting the buds or breaking the stems under the weight of a late snow. Sometimes I cover early flowers with gallon mayonaise jars, wastebaskets, or cartons. Another danger is early heat. Several years ago, Fargo had heat of 100°F on April 27 and the whole year's daffodil crop was burnt up. This is, of course, a rare occurrence.

Another difficulty in raising daffodils in the Red River Valley is the heavy Red River Valley clay soil. Some years ago I tried making a sandy bed by digging in a large quantity of quarry sand, but I only got cement. Now I stick with peat moss and well-mulched grass clippings. I prefer the trench method of planting; I dig a trench about ten inches deep and then dig in about four inches of peat moss, put the bulbs down and cover. The only disadvantage with this method is that it is very hard to mark the precise location of the bulbs with labels. I find that because of the heavy clay, using a bulb planter provides insufficient soil preparation, sort of like dropping a bulb down an iron pipe. Putting the heavy, unyielding core back on top of the planted bulb can either damage the bulb or leave air spaces that conduct the cold down to the bulb. Jim Crockett said never to use chemical fertilizers on bulbs and this is generally good advice: to be avoided especially is the strong chemical sold in bags as bulb food. I am a great believer in large amounts of bone-meal, but Scheeper's organic bulb food from New York is excellent and not too expensive if you get a large quantity. One tip for enthusiasts of pink or red-trumpet daffodils is to use well-diluted African Violet food on them during their growing season to develop richer, brighter pinks and deeper reds. My best results have been by using Peter's variegated Violet special. This has very high phosphorus to brighten the color, but very low nitrogen, so you don't risk burning.

I have not tried miniatures because they probably would be killed by the -35° winters. By temperament, I like things that are unusual and remarkable, so I try various doubles, pinks, collars, split-coronas, and sunbursts. The latter two I didn't find worth the trouble—just not that pretty. I had the best luck with the collar daffodils. They even seem to be a little hardier. The doubles are my favorites. Windblown is the most beautiful flower I have grown, but they seem to die out after a few years.

Growing daffodils in the heavy clay and bitter cold of the Red River Valley offers special challenges. But just because of our long bitter winter, these first magnificent signs of the Summer to come are all the more welcome, all the more precious, and worth all the special effort.



NARCISSUS, in fabulous history, the son of the river Cephissus and Liriope the daughter of Oceanus, was a youth of great beauty. Tirefias foretold that he should live till he saw himself. He despised all the nymphs of the country; and made Echo languish till she became a mere sound, by refusing to return her passion; but one day coming weary and fatigued from the chase, he stopped on the bank of a fountain to quench his thirst; when, seeing his own form in the water, he became so in love with the shadowy image that he languished till he died. On which the gods, being moved at his death, changed him into the flower which bears his name.

NARCISSUS, in botany: A genus of the monogynia order, belonging to the hexandria class of plants; and in the natural method ranking under the 9th order, Spathaceae. There are six petals; the nectarium is funnel-shaped, and monophyllous; the stamens are within the nectarium. The most remarkable species are.

1. The bastard narcissus, or common yellow English daffodil, grows wild in great plenty in many of the woods and coppices and under hedges in several parts of England. In the counties round London the herb folks bring prodigious quantities in the spring of the year, when in bloom, root and all, and sell them about the streets. Its commonness renders it of but little esteem with many; considered, however, as an early and elegant flower, of exceeding hardiness and easy culture, it merits a place in every garden.

2. The bicolor, or two coloured incomparable narcissus, hath a large, oblong, bulbous root; crowned with long, narrow, dark-green leaves, 12 or 14 inches long; an upright flower-stalk, about 15 inches high, terminated by an uniflorous spathe, protruding one large flower with white petals, and a bell-shaped, spreading, golden nectarium, waved on the margin, and equal in length with the corolla; flowering in April. The varieties are, common single-flowered—femi-double-flowered, with the interior petals some white and some yellow—with sulphur-coloured flowers.

3. The poeticus, poetic daffodil, or common white narcissus, is well known. Of this there are varieties with purple cupped flowers—yellow cupped flowers—double-flowered: all of them with entire white petals. It is the ancient celebrated narcissus of the Greek and Roman poets, which they so greatly extol for its extreme beauty and fragrance.

[4.] The bulbocodium, hath a small bulbous root, crowned with several narrow, tubulate, rush like leaves, six or eight inches long: amidst them a slender taper flower-stalk, six inches high, terminated by an uniflorous spathe, protruding one yellow flower, having the nectarium much larger than the petals, and very broad and spreading at the brim; flowering in April. From the large spreading nectarium of this species, which being three or four times longer than the petals, narrow at bottom, and widening gradually to the brim, so as to resemble the shape of some old fashioned hoop petticoats, it obtained the name hoop-petticoat narcissus.

[5.] 3. The ferotinus, or late-flowering small autumnal narcissus, hath a small bulbous root; crowned with a few narrow leaves; amidst them a jointed flower-stalk eight or nine inches high, terminated by an uniflorous spathe, protruding one white flower, having a short, six-parted, yellow nectarium; flowering in autumn.

6. The tazetta, or multiflorous daffodil, commonly called polyanthus narcissus, hath a very large, roundish, bulbous root: long, narrow plain leaves; an upright flower-stalk, rising from 10 or 12 inches to a foot and a half high; terminated by a multiflorous spathe, protruding in many large, spreading,

white and yellow flowers, in a cluster, having bell-shaped nectariums shorter than the corolla; flowering in February, March and April, and is very fragrant. The varieties of this are very numerous, consisting of about eight or nine principal sorts, each of which having many intermediate varieties: amount in the whole greatly above an hundred in the Dutch florists catalogues, each variety distinguished by a name according to the fancy of the first raiser of it. They are all very pretty flowers, and make a charming appearance in the flower-borders, &c. they are also finely adapted for blowing in glasses of water, or in pots, to ornament rooms in winter.

7. The jonquilla, or jonquil, sometimes called ruff-leaved daffodil, hath an oblong, bulbous, brown root—ending up several long, semi-taper, ruff-like, bright-green leaves; amidst them an upright green flower-stalk, a foot or 15 inches high; terminated by a multiflorous spathe, protruding many yellow flowers, often expanded like a radius, each having a hemispherical, crenated nectarium, shorter than the petals; flowering in April, and mostly of a fine fragrance. The varieties are, jonquil minor with single flowers—jonquil major with single flowers—starry flowered—yellow and white flowered—white flowered—semi-double-flowered—double flowered—and large double inodorous jonquil: all of them multiflorous, the single in particular; but sometimes the doubles produce only two or three flowers from a spathe, and the singles commonly six or eight. All the sorts have so fine a shape, so soft a colour, and so sweet a scent, that they are some of the most agreeable spring-flowers.

8. The calathinus, or multiflorous yellow narcissus, hath a large bulbous root; crowned with long, narrow, plane leaves; and amidst them an erect, robust flower-stalk, terminated by a multiflorous spathe, protruding many large, entire, yellow flowers, having a bell-shaped, slightly crenated nectarium, equal in length with the petals.

9. The odorous, odoriferous, or sweet-scented starry yellow narcissus, hath a bulbous root; narrow leaves; erect flower-stalk, a foot or more high, terminated by a sub-multiflorous spathe, protruding sometimes but one, and sometimes several entirely yellow flowers, having a campanulated, six-parted, smooth nectarium, half the length of the petals.

10. The triandrus, or triandrous ruff-leaved white narcissus, hath a bulbous root; very narrow, ruff-like leaves; erect flower-stalk, terminated by an uniflorous spathe, protruding one snowy-white flower, having a bell-shaped, crenated nectarium, half the length of the petals, and with mostly triandrous or three stamina.

11. The trilobus, or trilobate yellow narcissus, hath a bulbous root; narrow ruff-like leaves; erect flower stalks, terminated by a sub-multiflorous spathe, protruding sometimes but one or two, and sometimes several, yellow flowers, having a bell shaped, three-lobed nectarium, half the length of the petals.

12. The minor, or yellow winter daffodil, hath a small bulbous root; plane leaves eight or ten inches long, and more than half a one broad; an erect flower-stalk, terminated by an uniflorous spathe protruding one nodding yellow flower, with spear-shaped petals, having an obconic, six-parted, waved nectarium, equal to the length of the corolla; flowering in winter, or very early in spring.

All these 12 species of narcissus are of the bulbous-rooted tribe, and universally perennial in root, but annual in leaf and flower-stalk; all of them rising annually in spring, immediately from the crown of the bulb, first the leaves, and in the midst of them the flower-stalk, one only from each root,

entirely naked or leafless, each terminated by a spathe or sheath, which opens on one side to protrude the flowers, and then withers; the flowers, as before observed are all hexa-petalous, each furnished with a nectarium in the centre, and are universally hermaphrodite; they are large and conspicuous, appearing mostly in the spring-season, generally from March or April until June, succeeded by ripe seed in July; then the leaves and flower-stalks decay, and the roots desist from growing for some time; at which period of rest is the only proper time to take up or transplant the roots from one place to another or to separate the offsets; for they all multiply abundantly by offset young bulbs from the main root, inasmuch that a single bulb will in one or two years be increased into a large cluster of several bulbs, closely placed together, and which every second or third year should be taken up at the above period in order to be separated; and each offset so separated commences a distinct plant: which being planted again in autumn, produces flowers the following summer, alike in every respect to those of their respective parent bulbs. All the species are so hardy that they prosper in any common soil of a garden: observing, however, to allow the finer sorts of polyanthus narcissus, in particular, principally a warm dry situation; all the others may be planted any where in the open dry borders and flower-beds.

(The preceding article is taken from *Dodson's Encyclopedia*, Philadelphia, 1798, and was sent to us by Capt. Herbert Rommel, Newport, Rhode Island.)

AUTHENTICATED BULBS

This autumn I shall have a modest number of bulbs to sell, mainly species and miniature hybrid crosses obtained from

JOHN BLANCHARD in England

Every effort has been made to see that the bulbs are true to name, and all will be clones vegetatively increased. The list will include some interesting species, plus a number of named and unnamed Blanchard crosses. Stocks will be extremely limited for some time.

Please send stamped, addressed envelope for my list.

JAMES S. WELLS

470 Nut Swamp Road, Red Bank, New Jersey 07701

HERE AND THERE

Interesting newsletters have come from several regions, local societies, and overseas groups, all telling of activities which promote our favorite flower. If your area has activities planned, do plan to attend. You'll make new friends, have an enjoyable time—and you might even learn something! You'll be glad you went!

Under the heading "Another award for this gardener," the December 10 issue of the *News-Journal Papers* of Wilmington, Delaware, reports that "Kathryn S. (Kathy) Andersen of Perth has added yet another award to her growing collection for recognition of her work in the field of horticulture. This week she was named recipient of the Mary Marsh Award for 1982, which is given to an active supporter of the Wilmington Garden Center who is 'committed to the field of horticulture in the community and has given of his or her time, skills, and interests in support of horticulture.'"

The Summer 1982 issue of the *New York Botanical Garden* announced that "Thanks to a memorial gift, the New York Botanical Garden for the first time has a complete collection of narcissus based upon the classification of the R.H.S. The Garden has added the collection to its planting in Rhododendron Valley, near the Museum and Watson Buildings." To be called the Murray Liasson Narcissus Collection, the addition to the Garden was made possible by a donation from Mr. Liasson's family.

An article making the rounds of medical journals and newsletters recently concerns a man who, while helping his wife fix *coq au vin*, mistakenly chopped up daffodil bulbs instead of shallots. He ate a few pieces as he worked, and midway through dinner, he got sick. None of us would make such a mistake, but apparently others need to be reminded, "Please don't eat the daffodils."

The July, 1982, issue of *GEO* has a beautifully illustrated eight-page article about Dr. Harold Koopowitz's cryogenic gene bank at the University of California at Irvine. The UCI gene bank lists 540 species from 46 genera, and Koopowitz envisions each of the world's hundreds of arboretums saving a "file" or two of several hundred species from a few dozen related genera. He hopes to launch a world wide effort to save all the remaining wild plants.

The coveted Williams Memorial Medal for "a group of plants and/or cut blooms of one genus. . . which shows excellence in cultivation," which is given to the best exhibit at RHS shows throughout the year, was awarded this year (1982) to Rathowen Daffodils.

Dr. J. Shejbal, of Rome, Italy, writes, "Towards the end of May the Sagra del Narciso, a local festival, is celebrated in the Abruzzi Region southwest of Rome." For thirty-six years the festival has taken place in the little town of Rocca de Mezzo, Italy. Dr. Shejbal sent a set of twenty slides for the ADS slide collection, for those interested in seeing more than we show here.



SEEDLING NOTES

NORTHERN CALIFORNIA DAFFODIL SHOW MARCH 13-14, 1982

BONNIE BOWERS, *Volcano, California*

The Northern California Daffodil Society is fortunate to have several local hybridizers who bring us their latest efforts each year, and which, for my part, are the most eagerly awaited section of the show.

Only two were represented this year, but even so the quantity and variety of entries made an exciting display.

Sid DuBose entered a collection of twelve seedlings which was an unqualified blue ribbon group.

1. A 4-4 (2 W-P) Accent × Salmon Trout. Deepest colored pink cup in collection, with a slim base and flaring mouth contrasted by a very white perianth.

2. F 28-1 (1 W-W) Coho × Glendalough. Neat and elegant cup with a green eye, "double trillium" shaped perianth, flat and well posed; greenish flush at base.

3. E. 110-5 (2 W-Y) Rosedew × N58-2. Long, near trumpet of soft yellow, green eye and flush at base, good wide petals, excellent pose.

4. D 55-5 (3 W-YO on card, but I would call it a 3 W-YOY) Shallow, Flaring small cup, semi-ruffled with attractive yellow rim on outside of orange band set off by a green eye in center.

5. G 23-78 (2 Y-Y) Daydream × Camelot. Exceedingly good butter yellow, shape exactly what one would hope for from this cross.

6. H 14-1 (6 W-Y) Canby × *N. cyclamineus*. A dainty accent to the larger cups of the collection; perianth well reflexed, again a green eye lighting the center of the neat soft yellow cup which has a very slight flare.

7. E 27-27 (2 W-P) Carita × Remis. Soft, medium apple-blossom pink cup, scallops and frills which did not damage the round white perianth petals.

8. G 9-7 (2 Y-Y) Aircastle × (Daydream × Inca Gold). Very rounded lemony perianth with medium short flared cup which has a delicate ruffle-edge of darker yellow. Very good pose.

9. C 48-3 (2 W-P) Salome × Carita. Creamy mid pink cup, deeply scalloped, nice deep green eye.

10. C 27-30 (2 W-P) Cordial × Canby. Another deep pink with more reddish-orange tone; medium length cup, very ruffled. Starchy white perianth of good substance.

11. E 44-3 (2 W-P) Egina × Evans N58-2. Lovely pure pink, near trumpet, slim at base, flaring and ruffled at rim. Pose, substance and form all very special—brought to front table and won the Champion Pink Daffodil Trophy for the best pink daffodil from Divisions 1, 2, or 3.

12. H 6-1 (5 Y-Y) Arctic Gold × Nancy Wilson's *triandrus albus*. The second smaller seedling of this group, a perfect twin flowered butter yellow self, well separated to show off both flowers to advantage. Color similar to Stint, but with a longer cup and better, evenly reflexed perianth. This won the ADS Rose Ribbon for best seedling.

The overall excellence of this collection can be seen in the fact that two from the group went on to these top honors.

There were three entries in the class for miniature seedlings: third prize went to Jack Romine's #83-2 (Little Beauty × Kibitzer)—a small 6 W-Y, very neat but upstaged by the more spectacular color break of his #83-1 out of tetraploid *bulbocodium obesus* × Festivity, with a white perianth and the bright yellow

bulbocodium cup. This was my personal choice because of its uniqueness but the judges, after much discussion, finally chose Sid DuBose's G 88-4 for the blue ribbon. This was *N. cyclamineus* × *N. jonquilla*, a very tiny, bright yellow three-flowered stem (which the hybridizer later said had one spent flower removed before the show). This also went on to win the Miniature Rose Ribbon for best miniature (candidate) seedling.

Both unique and exceptional seedlings are welcome additions to the miniature scene and it is to be hoped more hybridizers will take note of the growing interest in these smaller hybrids. There are a number of color combinations seen now in the larger divisions that would be very desirable in small to medium sized versions.

There were eleven entries in the Division 2 (long cupped) seedling class. First went to G 28-39 (DuBose) Daydream × Camelot. A beautifully formed reverse bicolor with the combined elegance of both parents, set off by large apple-green eye and flush at base of smoothly rounded perianth petals and a gently expanded, ruffle-pleated cup with gold edge. This was considered for best seedling award, but lost to the previously described seedling by the same hybridizer, taken from his collection.

In second place was DuBose H 10-10 (Bluebird × Rhapsody). A lovely refined white, again with the green eye that makes the whole flower sparkle.

Another of Sid's pinks, C 26-37 (Cordial × Audubon) was chosen for third place. A 2 W-P with a straight, short cup of deep pink, overlapping perianth petals almost diamond shaped. A medium-small flower which should be excellent for breeding small-cupped pinks and for dainty pink miniatures. I would like to see this crossed with *triandrus albus*.

Jack Romine, who mostly specializes in miniatures, had one candidate in this group which caught my eye: a very different 2 O-O from (April Distinction × Rima) × Self (#83-4). Perianth was perhaps too wavy to produce show blooms, but a striking color of creamy yellow flushed orange perianth and very flat ruffled cup of deep orange (somewhat similar to the cup on Landmark). This one I feel would make a very colorful garden accent and I would certainly enjoy growing it for that purpose alone.

Another DuBose seedling I liked was A H-4 (Accent × Salome), a 2 W-P, deeply colored and near trumpet in length.

The balance of the standard seedlings belonged also to Sid, mostly reflecting his pink breeding lines of various intensity and cup sizes, with one neat white out of Easter Moon × (Broughshane × Coho). This was a smaller flower with a slimmer trumpet than H 10-10, but with a refinement that kept me coming back for another look.


In closing I might add that trying to evaluate the many seedlings of Sid DuBose is like taking inventory in a supermarket. On the show bench the task is somewhat overwhelming, but in his garden it staggers the imagination. With Ben Hager's crosses added to the long rows of seedlings at Melrose Garden, the problem is compounded, and after so long a certain hypnotic trance sets in till I'm not sure it would immediately register if I came across something done in tones of red and purple!

* * * * *


Need a program for your garden club? Rent an ADS slide program.



ULSTER BANK 3 YO-ORR
Brian S. Duncan, 1978




WHOA 2 W-GYO
Tom D. Throckmorton, 1977




LISBANE 3 W-GYR
Ballydorn Bulb Farm, 1975



GOLD CONVENTION 1 Y-Y
John Lea, 1978



GUIDING LIGHT
M.E. Brogden



RED HOT 2 O-R
J. O'More, 1975



TUCKAHOE 3 W-GYR
William G. Pannill, 1980



COTTON CANDY 4 W-WYP
Murray Evans, 1979

BOARD OF DIRECTORS MEETING, SEPTEMBER 25, 1982
(Abridged from the report of the Secretary Pro-tem)

Thirty-eight directors were present.

The President asked for a minute of silence in memory of Pat Lee, former Awards Chairman.

Mr. Erlandson announced that Mrs. Hubert Bourne will be the Awards Chairman and Mrs. Kelly Shryoc will be Photography Chairman.

Minutes of the Nashville, Tennessee, meeting were approved as mailed.

The Treasurer, Mr. Knierim, reported a balance on hand of cash and securities of \$48,588.93. He will consider reinvesting some of the money, money market funds in particular, in a more secure place.

Executive Directors, Bill and Laura Lee Ticknor, sent their report and stated that all is well with the Society.

REGIONAL REPORTS were given by eight of the nine Regional Vice Presidents, and Ms. Howe reported for the Pacific Region. All reports were filed with the secretary.

REPORTS OF COMMITTEES

AWARDS—Mrs. Bourne stressed that show dates are needed as soon as possible.

CLASSIFICATION—Mrs. Anthony has written to Mr. Zandbergen for his help in getting the Dutch growers to conform to the RHS Classification System.

DATA BANK—Dr. Thorckmorton stated that by the end of the year there will be over 12,000 varieties in the bank. He named Ruth Pardue his subchairman and thanked her for her help.

EDITOR OF JOURNAL—Mrs. Gripshover used a new printer for the September *Journal* for economy reasons. Since it is a small print shop, the deadline is being moved up ten days to allow adequate time for printing.

HEALTH AND CULTURE—Dr. Snazelle's report stated that plans for the fungicide trial to find an alternate to benomyl (Benlate) to control basal rot fungus are almost complete. Golden Harvest 1 Y-Y was selected for treatment with Banrot, Ornalin, and Benlate.

JUDGES—Mrs. Barnes submitted a report stating that there are 269 accredited judges, 43 student judges, and eight retired judges.

LIBRARY—Mrs. Bloomer stated that our library is the largest in the United States offering an accumulation of literature dedicated to daffodils. Additions to the library will appear in a forthcoming *Journal*.

MEMBERSHIP—Mrs. Armstrong reported 1633 members, an increase of one per cent over last year in spite of our dues increase. Overseas members account for 10.4% of the total, and we now have members in every state except Arizona.

MINIATURES—Mrs. Macneale reported on a miniature exchange to be handled by James Wells and hopes the information and rules of the exchange will be ready soon. The Committee is re-thinking the acceptance to the Approved List of new additions that are not yet commercially available. There are no additions this year and Lintie will be officially dropped in December, 1982.

PHOTOGRAPHY—Mrs. Bourne gave special thanks to three members of the committee: Wells Knierim, Gerard Wayne, and Sara Ann Shryoc. There are now thirteen slide sets; a new set on pink daffodils will be available shortly.

PUBLIC RELATIONS—Mrs. Perry sent in a detailed report of the publicity ADS has received during the year, commenting that the shows bring great publicity. Sally Hohn has kept the scrapbook up to date and it will be on view in Williamsburg.

REGISTRATION—Mrs. Anderson submitted a report stating that nine hybridizers sent in 56 registrations which were processed and then sent to the RHS for final approval.

RESEARCH AND EDUCATION—Dr. Koopowitz's written report stated that one research grant was awarded for the year 1982-83 which went to Dr. Snazelle for basal rot research.

SCHOOLS—Mrs. Yerger announced schools and refreshers planned for 1983. She thinks it would be desirable to hold judging school courses at conventions.

SHOW REPORTER—Mr. Erlandson commended Mrs. McKenzie's excellent show report in the September *Journal*.

TEST GARDENS—Mrs. Pardue gave a comprehensive report of criteria for the establishment of ADS Display, Trial, and Test Gardens. She gave reports of the fourteen gardens; in 1982, 1191 bulbs were shipped to seven of the gardens.

BREEDING AND SELECTION—Dr. Bender's report stated that daffodil seeds were dispersed to 26 planters, and planting suggestion sheets were furnished to fourteen beginners.

OLD BUSINESS

BOARD MANUAL—Mrs. Krahrmer moved that the Board give Mr. Erlandson a vote of thanks for his preparation of the Manual. Seconded and carried. Mr. Erlandson called attention to the objects of the Society as stated in the Certification of Incorporation and noted that the Board could not make any changes which would alter it or the By-Laws. He noted that the Symposium Chairman had been omitted and called on Mrs. Moore who moved that the Symposium Committee be abolished since the show report and the test garden reports make it unnecessary. Motion carried.

WISTER AWARD—Mrs. Link announced that Stratosphere has been chosen to be tested. The Havenses have given 100 bulbs in honor of Dr. Wister. Bulbs will be sent to each tester with instructions and record sheet. There will be three years to decide the designation for the award. The Havenses have offered Accent for trial next year.

1983 CONVENTION—Mr. King announced that plans are working out fine for the convention and the reservations should be sent in early.

1984 CONVENTION—Mr. Knierim announced that arrangements have been made with the Red Lion Inn, Lloyd Center, Portland, Oregon, for April 5-7, 1984. Ms. Howe has volunteered to be chairman and officially invited the Society. Mr. Knierim moved acceptance. Motion carried.

NEW BUSINESS

1983 BUDGET—Mrs. Link presented the budget with an estimated unrestricted income of \$24,670.00 and estimated expenditures of \$23,349.15. She commented that the estimated income might be slightly optimistic as interest rates are falling. Mrs. Link moved acceptance of the budget. Motion carried.

1983 FALL BOARD MEETING—Mrs. Roof invited the Board to meet in Paducah, Kentucky, on October 1, 1983. Ms. Howe moved acceptance of her invitation. Motion carried.

QUESTIONS CONCERNING JUDGING REQUIREMENTS—Mr. Erlandson stated that three questions had been presented to him which he would like for the Board to resolve:

1. How long does one have to be an ADS member to start Judging School? The revised *Handbook*, page 35, paragraph 2, line 1, states "for three years" which changed the wording of the 1971 *Handbook*. Mr. King moved that the words "for three years" be deleted. Motion carried with Mrs. Bloomer abstaining.
2. The October 24, 1981, Board minutes, page 4, states that the *Handbook* will be "required study material" and the *Journal* for December, 1981, page 78, says that judges are "required to purchase this manual." Mrs. Bloomer moved that we let this stand as it is. Carried.
3. Was the addition of the word "Awards" to the revised *Handbook*, page 38, paragraph 5, line 2 intended for all ADS shows? Mrs. Armstrong moved that the word "Awards" be deleted. Carried.

GENERAL RELATIONSHIP BETWEEN ADS AND LOCAL GROUPS—Mrs. Liggett, Mrs. Conrad, and Mrs. Owen, representing their respective regions, spoke on the subject. No action was taken.

OTHER BUSINESS—Mrs. Dean will compile guidelines for hosting a Fall Board Meeting, and Mr. King will compile guidelines for the Annual Meeting. Mrs. Bloomer moved that one file of the *Bulletins* be used for circulation and the other kept in the library. Motion carried. Mrs. Link moved that the John and Gertrude Wister Award be assigned to American-bred cultivars of daffodils. Motion carried. Mr. Knierim reported on a telephone conversation with a member who expressed a desire that an index be made of every slide in the ADS slide collection. No action was taken. There being no further business, the meeting adjourned.

PICKING DAFFODILS FOR EXHIBITION

(from Adena Notes, Newsletter of the Adena Daffodil Society)

You can be a judge this season as you examine, inspect, and scrutinize each bloom you plan to enter. The scale of points is printed in your schedule. You will notice that 90% of the points are in the flower head.

Condition is 20 points and requests that the flower be neither too old nor too young. Age shows up as browning on the tips of petals, swollen ovary, brown and twisted stamens, color fading; too young: green sheath, head may droop. Mechanical damage, slits, tears, dirt, and pollen in the cup all count against good condition.

Form is 20 points. Smooth overlapping petals, no nicks, notches, or mitten thumbs, and a pleasing balance between cup and perianth segments constitute good form. Perianth segments sometimes reflex slightly, and this is not objectionable. Select cultivars noted for good form. Careful grooming can smooth out and flatten the perianth. Exceptions are the cyclamineus and triandrus hybrids which have reflexing perianths by nature.

Substance and Texture are 15 points. Your show flower should have smooth texture and substance on the heavy side. Ribbiness and crinkles are faults. Texture may be satiny, velvety, suede-like, or glisten. Poor substance is thin, crepe-paper-like.

Color is 15 points and should be pure and clear, not muddy and dull.

Pose is 10 points. This has to do with the way the flower holds its head in relation to the stem. If the neck is too long this will cause the flower to droop. The flower should look you in the eye. Triandrus and cyclamineus hybrids again are exceptions.

Stem is 10 points. The stem should be considered closely with the flower and be in proportion to the size of the flower. Bad twistings, thick, clumsy, or spindly stems are minus points. The best position of the stem is to have the flat side forward under the flower head and the ridges on the sides. There is a certain amount of twisting to all daffodil stems. When grooming, the exhibitor may, by gentle twisting, bring the stem and flower head into good axil balance by creating an imaginary straight line through the upper petal, lower sepal, and the stem. Good axil balance may be the deciding factor in a close decision.

Size is 10 points. This means size typical for the cultivar. However in a class of Festivity, all things being equal, the largest usually wins.

So now, if you have a large Festivity on a straight, strong stem in proportion to its size, if the perianth is pure white with no yellow streaking and the cup is clear yellow, if substance is thick and the texture free of too many ridges (Festivity does have that fault at times), if there are no notches, nicks or mitten thumbs, and the flower is clean, fresh, neither too young nor too old, you are well on the way to a blue ribbon. If weather conditions are cool and sunny, Festivity will open without too many ribs and notches. Remember a mitten thumb or deep notches will be turned down by you, the judge. I once entered a perfect flower, everything that it should be except for a spot of mildew. It received a red ribbon, 10 points off under condition right now! So as a small grandson once said, "That's the way the cookie bounces."

—MARY ELIZABETH BLUE, Chillicothe, Ohio


Grant E. Mitsch Novelty Daffodils

DAFFODILS of DISTINCTION for EXHIBITION and GARDEN

Collections are available for the beginner and for the experienced exhibitor. Our 1983 color catalog is scheduled for an early March publication and is free to all ADS members who desire a copy. If yours fails to reach you by April 10, please advise us at that time. Due to the limited available stock of many cultivars, spring orders are encouraged.

You patronage and fine interest have been much appreciated this past season. It is our continued goal and effort to produce quality bulbs and distinctive new cultivars.

If you are not on our mailing list and desire a 1983 catalog, please write to the address below.



Mr. and Mrs. Richard Havens
GRANT E. MITSCH
DAFFODILS
P.O. Box 218
Hubbard, Oregon 97032

MR & MRS P R MOORE JR
96 SANDY BAY DR
POQUOSON, VA

23662

SERVICES AND SUPPLIES

Slide Sets:

- | | |
|--|--|
| 1. Show Winners | 5. Miniatures |
| 2. Symposium Favorites | 6. A Survey of Pink Daffodils |
| 3. Novelties and Newer Varieties | 7. Species and Wild Forms |
| 4. Daffodil Primer (Garden Club Special) | 8. Classification and Color Coding |
| | 9. Poeticus Daffodils in Present Day Gardens |

Slide rental \$7.50 per set to ADS members, \$15.00, non-members. Confirm dates well in advance. Address all correspondence concerning slides to:
Mrs. Kelly Shryoc, 2933 Owenwood Drive, Fort Worth, Texas 76109
817-923-2513

Membership application forms. No charge.

ITEMS FOR SALE

Daffodil Pin (tie back, pin back, or ring back).....	\$ 7.50
Daffodils to Show and Grow, 1980	4.00
Peter Barr's Catalog, 1884 (Reprint)	2.00
Handbook for Growing, Exhibiting, and Judging Daffodils, 1981	3.50
The Daffodil Handbook, 1966	Paper Cover, \$4.50; Cloth 8.00
Print-out of Daffodil Data Bank	\$15.00; with binder \$20.00
Set of at least 15 numbers of Daffodil Journal (no choice)	7.50
Single copies of Daffodil Journal	2.00
Journal Binders, \$7.50 East of the Mississippi \$8.50 Canada and West of the Mississippi \$10.00 Overseas	
ADS Approved List of Miniatures, 1981	two 20-cent stamps each.
Show Entry Cards - Large - 500 for \$15.00; 1000 for \$25.00	
Miniature - 500 for \$13.00; 1000 for \$18.00	
Daffodils in Ireland	\$ 5.00
RHS Yearbook, Daffodils, 1972, '73, '75, '76, '77, '78, '79	4.25
RHS Yearbook, Daffodils, 1980-81, 1981-82, 1982-83	5.00
Older RHS Yearbooks on Daffodils (as copies become available.)	

Write for years on hand with prices.

Make checks payable to American Daffodil Society, Inc. Prices include postage. Correspondence is invited concerning out-of-print publications on daffodils. Copies of these are sometimes available or names will be placed on want list.

AMERICAN DAFFODIL SOCIETY, INC.